

DARE: A large-scale handwritten date recognition system

Christian M. Dahl^{*}, Torben S. D. Johansen^{*}, Emil N. Sørensen^{**},
Christian E. Westermann^{*}, and Simon F. Wittrock^{*}

^{*}Department of Economics, University of Southern Denmark

^{**}School of Economics, University of Bristol

October 4, 2022

Abstract

Handwritten text recognition for historical documents is an important task but it remains difficult due to a lack of sufficient training data in combination with a large variability of writing styles and degradation of historical documents. While recurrent neural network architectures are commonly used for handwritten text recognition, they are often computationally expensive to train and the benefit of recurrence drastically differs by task. For these reasons, it is important to consider non-recurrent architectures. In the context of handwritten date recognition, we propose an architecture based on the EfficientNetV2 class of models that is fast to train, robust to parameter choices, and accurately transcribes handwritten dates from a number of sources. For training, we introduce a database containing almost 10 million tokens, originating from more than 2.2 million handwritten dates which are segmented from different historical documents. As dates are some of the most common information on historical documents, and with historical archives containing

^{*}Acknowledgements: Torben gratefully acknowledges financial support from the Independent Research Fund Denmark, grant 8106-00003B. Emil gratefully acknowledges financial support from the European Research Council (Starting Grant Reference 851725). The DARE database is available at <https://www.kaggle.com/datasets/sdusimonwittrock/dare-database>. Our code is available upon request.

millions of such documents, the efficient and automatic transcription of dates has the potential to lead to significant cost-savings over manual transcription. We show that training on handwritten text with high variability in writing styles result in robust models for general handwritten text recognition and that transfer learning from the DARE system increases transcription accuracy substantially, allowing one to obtain high accuracy even when using a relatively small training sample.

Keywords

Handwritten date recognition; EfficientNetV2; Multi-head classification; Transfer learning; Date database.

1 Introduction

Handwritten text recognition (HTR) is an important step towards the transcription and preservation of historical archives but it remains a challenging task. One obstacle is that deep learning models often require large-scale annotated datasets to perform well, which is particularly a concern for HTR on historical documents due to the high variation in writing styles and that historical documents often suffer from bleed-through, fading of text, and general degradation. One step towards solving this is to introduce more and larger real-world datasets that can increase the robustness of HTR models. Even though dates are some of the most important and frequently represented information on historical documents, little research have been invested into the specific recognition of handwritten dates from historical documents. To solve the challenge of handwritten date transcription from historical documents, we introduce the DARE database and system, which together facilitate the transcription of dates even from difficult-to-read historical documents.¹ The DARE database is the largest available database of handwritten dates and consists of segmented dates from a number of different historical documents, meaning that the database contains many types of documents from different time periods written by a large number of authors and suffering from varying amounts of degradation. This results in significant variation between the handwritten dates, see, for example, Figure 1, which enables us to train robust models for transcription, which in turn perform well for transfer

¹While general-purpose out-of-the-box HTR such as Transkribus has improved significantly in recent years, transcribing dates from historical documents proves challenging due to issues including document degradation, other handwriting overlapping dates in segmented images, and variation in handwriting styles.

learning. In total, the DARE database is derived from 3,145,922 images, originating from six different data sources. While a large number of the segmented images are empty, we still obtain more than 2.2 million manually transcribed dates, totalling almost 10 million individual tokens.²

We use this large database of handwritten dates to train neural networks to transcribe dates: The DARE system. These networks achieve date transcription accuracies of between 92% to 99%, with the exception of one particularly difficult dataset.³ To put this performance into context, we compare the performance on one of these datasets to previous work and demonstrate significant improvements over manual labelling. While it is reassuring that the DARE system achieves high levels of transcription accuracies on the test sets, our ultimate objective is to create a system that improves automated transcription of dates from new data sources. To illustrate the usefulness of the DARE system for such tasks, we first use the DARE system for transfer learning, showing that it significantly improves transcription performance over networks trained from scratch as well as networks transfer learned on other data sources. Using the DARE system, we are able to achieve high levels of transcription accuracy even when using only a small training sample.

Second, we use Danish census data from 1916 to further illustrate the usefulness of the DARE system for transfer learning and for zero-shot transcription. A subset (less than 5%) of the 3.7 million entries recorded in the 1916 census, for which we have image files, are labelled manually. However, the labels come with no link back

²We still include the empty images when training our models, as we want models that are robust in the sense of being able to inform when a date is *not* present on an image.

³This is primarily due to errors in the manual labels and the segmentation. However, we still believe that this dataset is helpful to improve the overall performance of our neural networks.

to the source images, so the labels cannot directly be used as training data. We show that by transcribing images in a zero-shot fashion using the DARE system and subsequently linking the images to the labelled data, we can gradually create a larger training set to which we can eventually apply transfer learning and obtain a more accurate model. This procedure is repeated until a sufficient degree of accuracy is obtained.

This procedure allows us to match nearly all of the labelled entries to the source images, resulting in a large training sample that makes it possible to transcribe the census with a date recognition accuracy of around 95%. The resulting database comprising more than 3.7 million rows contains unique information on name, birth date, residence, civil status, income, and wealth for every single individual living in Denmark (excluding Copenhagen residents) in 1916.

The rest of the paper proceeds as follows: We start by surveying some of the most relevant literature within HTR. Next, in Section 3 we describe the database, network architecture, and technical details of the training pipeline. Section 4 shows the within-distribution performance of the DARE system, by studying the performance of the system on the test sets of the DARE database. Section 5 describes the pipeline for transfer learning and presents the associated results. Section 6 shows the process of linking images to transcriptions. Section 7 concludes.

2 Related work

Performance of state-of-the-art deep learning HTR models have improved considerably within recent years. From an initial focus on hidden Markov models (HMM) [Toselli et al., 2004, Bertolami and Bunke, 2008], more recently, focus has shifted towards deep learning models such as CNNs [Yousef and Bishop, 2020], hybrid CNN-RNNs [Dutta et al., 2018], or other types of RNNs, including LSTM models for HTR challenges, such as bidirectional LSTMs (BLSTM) [Graves et al., 2008, Wigington et al., 2018], multidimensional LSTMs (MDLSTM) [Graves and Schmidhuber, 2008], MDLSTM-RNNs [Puigcerver, 2017], or deformable convolutional-recurrent networks [Cascianelli et al., 2022]. The introduction of the connectionist temporal classification (CTC) loss [Graves et al., 2006] played a significant role and provided a significant advantage for RNNs over the previous HMMs [Wigington et al., 2018]. However, one of the challenges with many of the different variants of the recurrent models is that they are computationally slow due to the lack of parallelization during training [Kang et al., 2022].

Another limiting factor for deep learning models, especially for HTR models where there is a huge variability of writing styles, is the need for large amounts of training data. To overcome this, it has been suggested to perform better data augmentation in order to increase the variability of the training data [Puigcerver, 2017] and to enhance existing pre-processing procedures to mitigate some of the concerns regarding the degradation of historical documents, e.g., through improving upon the grayscale algorithm as proposed by Bouillon et al. [2019]. Another possibility to overcome the lack of training data and reduce the cost of manual labelling is to use GANs

[Goodfellow et al., 2014] as a semi-supervised tool to create synthetic handwritten text [Fogel et al., 2020].

Inspired by the more recent interest in sequence-to-sequence models for HTR [Aberdam et al., 2021, Geetha et al., 2021], Transformers [Vaswani et al., 2017] have also received an increased interest. Transformer-based models for HTR challenges are presented in both Li et al. [2021] and Kang et al. [2022] from where it seems that in order to obtain results similar to those acquired by other architectures, these currently require pre-training on large synthetic datasets followed by fine-tuning on real annotated data.

This paper departs from much of the HTR literature by proposing a non-recurrent architecture. Our focus is on a relatively light-weight architecture that is fast to train and performs well in the absence of large amounts of labelled data. To achieve this, we draw inspiration from the literature on image classification and adopt many of the optimization techniques used there, e.g., RandAugment [Cubuk et al., 2020], label smoothing [Szegedy et al., 2016], and stochastic depth [Huang et al., 2016]. We use an EfficientNetV2 [Tan and Le, 2021] as the backbone of the architecture and a multi-head classification approach inspired by the house number recognition model proposed in Goodfellow et al. [2013]. Our work shows that the non-recurrent architecture we propose is not a limitation in the setting of date recognition, which we believe is due to the limited additional information on the next token in a date sequence by knowing the former token.⁴ Instead it leads to faster training and

⁴For example, knowing that it is the 14th provides limited information about which month it is. In certain cases the reverse is true: For example, knowing that it is the 31st excludes a large number of months.

inference due to additional available parallelization.

3 The DARE system

The DARE system we are proposing consists of several unique neural networks. Each of the networks are trained on specific subsets of the DARE database and each network has a unique task in relation to transcribing the dates. In this section, we present the DARE database, the neural networks, including their architecture and how they are trained.

3.1 Database

The DARE database consists of 3,145,922 images, of which 2,221,954 contain handwritten dates. The handwritten dates are typically written on a single line. The source images vary in size, with widths up to 1400 pixels and heights up to 356 pixels. Figure 1 illustrates the large variance in style. We briefly describe our data acquisition strategy in A. The visualization in A together with Figure 1 illustrates that both within and between datasets, the style – in terms of handwriting, structure, and content – varies significantly.

Table 1 shows an overview of the different datasets, including what information is available (i.e., how complete the date is), which source the dataset originates from, and how many labelled images are in each dataset (split into a train and test sample). We split the database into a train and test set for each dataset separately. The test set is randomly selected and consists of approximately 5% of each dataset. The split

enables us to test the performance on each dataset internally, which is important as the difficulty (in part due to image, segmentation, and label quality) differ between the datasets. There is also significant variation between the different handwritten dates across the sources, time-period and writing styles, of which an example is provided in Figure 1.

For ease of readability, we use an abbreviated name for each dataset (also visible in the table). The general format of the date sequences across data sources is DD-M-YYYY whenever the year, including the century, is present on the images.⁵ For many of the datasets part of (or the entire) year is not present: When only the last two digits of the year are available, we write DD-M-YY, and when the entire year is missing, we write DD-M.


Table 1: DARE Database: Datasets Details

Dataset	Data Source	Sequence	Train Observations	Test Observations
DC-1	Danish death certificates	DD-M-YYYY	11,627	1,000
DC-2	Danish death certificates	DD-M-YYYY	155,439	8,338
PR-1	Danish police records	DD-M-YY	1,006,199	53,488
PR-2	Danish police records	DD-M-YY	326,478	17,103
SWE-BD	Swedish causes of death register	DD-M-YY	597,756	31,389
FR	Danish funeral records	DD-M	231,440	12,293
NHVD	Danish nurse home visiting documents	DD-M	106,162	11,874
SWE-DD	Swedish causes of death register	DD-M	547,813	28,803

Notes: The table shows an overview of the datasets of the DARE database, with the third column showing what part of the date sequence is available for the different datasets. In addition, we provide an overview of the training and evaluation dataset sizes, which range from 11,627 to 1,006,199 training observations and 1000 to 53,488 test observations. The datasets are ordered according to the length of the date sequence. Note that, due to data confidentiality, the Danish nurse home visiting documents are not publicly available.

⁵However, on the images this is not always the order, and, e.g., the year might be the first part of the date, when read left to right.

Figure 1: Date Style Variance: August 28, 33



Notes: The figure shows a collection of examples from the DARE database with identical labels (the ground truth date for all three examples is: 28-08-33). Panel 1a shows an example where the day is written leftmost, the month in the middle as text, and the year rightmost. Panel 1b shows an example where the day is written leftmost, the month in the middle as a number, and the year rightmost. Panel 1c shows an example where the year is written leftmost, the day in the middle, and the month rightmost as a number.

3.2 Network architecture

Each neural network uses an EfficientNetV2-S as its feature extractor [Tan and Le, 2021]. This choice is motivated by the unprecedented trade-off between accuracy and required computation achieved by the family of EfficientNetV2 models, both compared to other convolutional neural networks and vision transformers and both in terms of training and inference speed. While our models are largely identical, the networks differ in terms of their classification heads. As shown in Table 1, the exact date information available differs across the different datasets. Occasionally, only the day and month is available, and sometimes we have access to day, month, and part of the year, while other times the full date sequence is present on the image. For this reason, we construct networks with three different architectures: An architecture that only predicts the day and month, an architecture that predicts the day, month, and the last two digits of the year, and an architecture that predicts the day, month, and entire (four digits) year.

To construct classification heads able to predict dates, we draw inspiration from Goodfellow et al. [2013] and construct different heads for each part of the date. For

the architecture that predicts both the day, month, and entire year, we construct seven classification heads in total: Two heads to predict the date (one for the first and one for the second digit), another head to predict the month, and four heads to predict the year (one for each of the four digits). As opposed to Goodfellow et al. [2013], we do not estimate the length of our sequences; while house numbers differ in lengths, the length of a date is not well-defined.⁶ Further, the number of classes differs between our classification heads: The first day classification head can predict four classes (1-3 and missing), the second day classification head can predict 11 classes (0-9 and missing), the month classification head can predict 14 classes (1-12, missing, and wildcard⁷), and all four year classification heads can predict 11 classes (0-9 and missing).⁸ For the network predicting the day, month, and last two digits of the year, we remove the other two heads related to the year (leading to a total of five classification heads). For the network predicting the day and month, we remove all heads related to the year (leading to a total of three classification heads).

⁶While part of a date can be missing, the length of a date is not well-defined, as the absence of, e.g., the month does not change the position of the remaining predictions: The day is still the day and the year is still the year. This is different for house numbers: If the estimated length of a house number is three, a non-missing prediction of a fourth number should be discarded.

⁷We use this to predict the presence of a special “same as above”-token in the dates from the Swedish Cause of Death Register.

⁸In most settings, the first two year classification heads can be made smaller by only allowing them to predict fewer classes. For example, it is rare that the first digit of a year is anything but 1, 2, or missing, and in many settings even the second digit is also constrained within fewer classes. However, if it is the case that these two first digits of the year are fixed, we recommend that the use of our model only predicting the day, month, and part of the year.

3.3 Optimization

We use the same basic recipe to train our networks, regardless of the specific architecture. We use stochastic gradient descent with momentum as our optimizer and a cosine annealing learning rate scheduler with warmup to control the learning rate. We regularize our networks using dropout [Srivastava et al., 2014] and stochastic depth [Huang et al., 2016]. We further employ adaptive gradient clipping [Brock et al., 2021], label smoothing [Szegedy et al., 2016], and a small amount of weight decay. We use image augmentation in the form of Random erase [Zhong et al., 2020] and RandAugment [Cubuk et al., 2020].

As our optimization criterion, we draw inspiration from Goodfellow et al. [2013] and estimate losses separately for each token, after which we combine the token losses to obtain the total loss. However, our approach incorporates label smoothing and allows for a different number of classes across classification heads. Further, we normalize the loss by the sequence length, to obtain more comparable losses across models with different numbers of classification heads. For a sequence of $t = 1, \dots, T$ elements, each with C_t distinct classes, we seek to minimize the loss represented by Equation 1. Here, α_t controls the degree of label smoothing, T the number of classification heads, and C_t the number of classes for classification head t , $t = 1, \dots, T$. For $\alpha_t = 0$ for all t , this maximizes the probability of a sequence given the image, provided the different elements are (conditionally) independent. If additionally $T = 1$, this is the standard cross entropy loss commonly used in, e.g., image classification, with C_1 number of classes.

$$\mathcal{L} = \frac{1}{T} \sum_{t=1}^T \sum_{j=1}^{C_t} \log \hat{y}_{t,j} \left[(1 - \alpha_t)y_{t,j} + \frac{\alpha_t}{C_t} \right] \quad (1)$$

$y_t \in \{0, 1\}^{C_t}$: Correct one-hot label for the t 'th element

$\hat{y}_t \in [0, 1]^{C_t}$: Normalized scores for the t 'th element

$\alpha_t \in [0, 1)$: Smoothing associated with the t 'th element

Across all our models, we resize our images to a height of 160 pixels and a width of 352 pixels.⁹ As initial weights, we use the weights from EfficientNetV2-S pre-trained on ImageNet21k [Russakovsky et al., 2015]. As a default, we use a batch size of 256 and a learning rate of 0.6, and train for a total of 250 epochs, where the first ten are used to warm up the learning rate. However, for some of our models – those using a particularly large number of observations - we change the batch size, learning rate, and number of epochs used to warm up the learning rate. More details on the specific parameters are presented in Table 5 in B.

3.4 Networks

In total, we train 11 neural networks as part of the DARE system, each on a different subset of the DARE database; here, we use PyTorch Image Models [Wightman, 2021]. First, for each of the eight individual datasets (see Table 1), we train a network with classification heads according to the information available i.e., we train

⁹This keeps the aspect ratio of our resized images within reasonable values compared to the source images.

a network with three classification heads if only the day and month are available, five classification heads if the day, month, and the last two digits of the year are available, and seven classification heads if the the day, month, and entire (four digits) year are available. The transcription performance of these models serve as baseline performance measures, and provide valuable information on (a) what performance the neural networks are able to achieve in the absence of the full DARE database and (b) what improvements the full or partial DARE database provides over using networks trained on individual datasets. We denote those models $M-X$, where X is the dataset used for training (i.e., $M-DC-1$ is the model trained on the first subset of the Danish death certificates).

Second, we train a neural network on all datasets of the DARE database, which predicts both the day, month, and (entire) year. When, for example, part of the year is not available, this network is trained to predict that part of the year as missing (i.e., it can still transcribe part of a year). We denote this model as $M-DDMYYYY$. This model’s main strength is that it is trained on the largest possible sample, which also includes images from the highest number of different distributions, allowing the network to learn from the most diverse set of dates. However, this introduces certain complications. Often the year is present on an image without the label stating so (for the datasets with no or only partial year information), in which case the model is given quite an unfair task: Even if the year is present on an image, it is sometimes (without consistency) taught to predict it as missing, as that is the case according to the label. Further, forcing one model to transcribe in very diverse settings, including settings where no information on the year is present on the images and settings where

all four digits of the year are available, might be sub-optimal.

Our third set of models consists of two neural networks, both trained on subsets of the DARE database: First, we train a network on the five datasets where at least some year information is available. This network includes only five classification heads, i.e. it only transcribes two digits of the year. In most cases, this is sufficient for any downstream analysis and it also avoids the issue discussed above, where discrepancies between the label and the image could degrade performance. Second, we train a network on the remaining three datasets where only the day and month is available. We denote the first of these models **M-DDMY** and the second **M-DDM**.

3.5 Performance measures

To measure the performance of our networks, we focus on the sequence accuracy (SeqAcc) of our transcriptions. A date prediction is deemed correct if all parts of the transcription is correct, and thus incorrect if any one of up to seven token predictions is incorrect; this also means that the token accuracies of our networks are significantly higher than the reported sequence accuracies.

4 Transcription performance

Table 2 shows the performance of our date transcription models for each individual dataset of the DARE database, with the best result for each dataset marked in bold. Across all but one dataset (PR-2), all models reach high levels of SeqAccs,

Table 2: Transcription Performance

Dataset	Model	Sequence	SeqAcc	Decomposed Accuracy		
				DayAcc	MonthAcc	YearAcc
DC-1	M-DC-1	DD-M-YY(YY)	97.50% (97.30%)	99.20%	98.80%	99.40% (99.20%)
	M-DDMYYYY	DD-M-YY(YY)	97.70% (96.70%)	99.20%	99.00%	99.40% (98.20%)
	M-DDMY	DD-M-YY	97.60%	99.30%	99.00%	99.20%
DC-2	M-DC-2	DD-M-YY(YY)	92.88% (92.78%)	97.75%	98.19%	94.67% (94.58%)
	M-DDMYYYY	DD-M-YY(YY)	91.71% (91.59%)	97.78%	98.18%	93.49% (93.36%)
	M-DDMY	DD-M-YY	91.92%	97.88%	98.18%	93.63%
PR-1	M-PR-1	DD-M-YY	93.47%	97.21%	98.18%	97.45%
	M-DDMYYYY	DD-M-YY	94.01%	97.43%	98.31%	97.69%
	M-DDMY	DD-M-YY	94.02%	97.40%	98.32%	97.68%
PR-2	M-PR-2	DD-M-YY	84.21%	89.12%	91.24%	90.86%
	M-DDMYYYY	DD-M-YY	85.24%	89.67%	91.76%	91.26%
	M-DDMY	DD-M-YY	85.15%	89.69%	91.77%	91.15%
SWE-BD	M-SWE-BD	DD-M-YY	94.49%	97.45%	97.22%	96.59%
	M-DDMYYYY	DD-M-YY	94.73%	97.58%	97.36%	96.75%
	M-DDMY	DD-M-YY	94.68%	97.52%	97.31%	96.73%
FR	M-FR	DD-M	98.24%	99.21%	98.96%	
	M-DDMYYYY	DD-M	98.19%	99.27%	98.84%	
	M-DDM	DD-M	98.24%	99.25%	98.91%	
NHVD	M-NHVD	DD-M	97.53%	98.13%	98.85%	
	M-DDMYYYY	DD-M	97.48%	98.05%	98.95%	
	M-DDM	DD-M	97.52%	98.03%	98.91%	
SWE-DD	M-SWE-DD	DD-M	99.39%	99.51%	99.70%	
	M-DDMYYYY	DD-M	99.34%	99.49%	99.69%	
	M-DDM	DD-M	99.40%	99.53%	99.72%	

Notes: The table shows the date transcription performance of our models measured on either the DD-M or DD-M-YY sequence. Note that the sequence used to evaluate the models differ in the case of the **DC-1** and **DC-2** datasets, as the M-DDMY model only transcribes the last two digits of the year while the M-DDMYYYY and M-DC- $\{1, 2\}$ models are able to predict the full date sequence. For a fair comparison we report both the partial as well as the full SeqAcc, with the full SeqAcc written in paranthesis. Table 1 shows the number of observations of the test split for each dataset.

ranging from 92% to more than 99%.¹⁰ In comparison, Dahl et al. [2021] found that Transkribus obtained a sequence accuracy of 74.9% and 96.3% using crowdsourcing on DC-1. In comparison, our models achieve a SeqAcc of over 97% on this subset

¹⁰The poor performance on PR-2 stems from primarily two causes: First, the segmentation of these fields is quite poor, and thus the date is not always present on the segmented fields which is a common issue in this sequential segmentation and recognition pipeline [Wigington et al., 2018]. Second, the label quality is poor, meaning that the label does not always reflect the date that is actually present on the image. For these reasons, the performance on this dataset does not reflect actual performance directly, as it is impossible to reach anywhere close to 100% accuracy due to the poor quality of the data. Nonetheless, we find that the data is still usable for training, improving the generalization of our models.

Figure 2: Incorrect PR-1 Transcriptions
(ground truth vs. transcription)



Notes: The figure shows examples of incorrectly transcribed police register sheets dates (ground truth vs. transcription). The images are a random subset of the test set where the M-DDMY model incorrectly transcribed the dates, in the sense of disagreeing with the label. Note how some of these ground truth labels are also incorrect, specifically Panels 2a, 2b, 2c, 2d, 2g, and 2i. Further, it is difficult to judge whether the ground truth of the images in Panels 2e and 2f are correct.

of the Danish death certificates. Hence, the DARE system does not only provide benefits in terms of cost and scale compared to manual labelling, but also increases the accuracy of the transcriptions.

In Figure 2 we show some of the examples of incorrect transcriptions on the PR-1 dataset according to the ground truth. As stated in Goodfellow et al. [2013] the ground truth labels in real world datasets are often noisy, which is also the case in our setting here. Manual transcriptions are not perfect in the database which can be seen from e.g. Panel 2a, 2b, 2c, 2d, 2g and 2i, i.e., more than half of the randomly selected incorrect transcriptions have an incorrect ground truth and in three of these (Panel 2a, 2g, and 2i) the transcription seems to outperform the ground truth. It therefore seems likely that the reported SeqAccs are lower bounds for the actual

transcription performance as both the manual and network transcriptions have to be in agreement and the SeqAcc does not take into account falsely labelled ground truth dates. Other documents are either cropped or written in an ambiguous manner, examples of these can be seen in Panel 2e and 2f. Panel 2e are cropped around the region of interest, but the date (day and month) seems to be crossed out and an updated date is written above the region of interest (looking at the original image and the ground truth the date written above the region of interest is 5-10). This is a cost from the segmentation of the documents as we are relying on the original writers to strictly stick to the document forms. Panel 2f is a different issue, since it is difficult to read the date due to the degradation of the day on the document (3 vs 5). Both 3 and 5 seem feasible and making a completely confident transcription is troublesome. It seems as though there is a very weak slightly darker area to the left of the top of the day, which could indicate that the date is indeed 3-1-47.

5 Transfer learning

While Section 4 demonstrated the performance of the DARE system in an internal sense (achieving high transcription performance on the test splits of the datasets used to train the system), our ultimate goal for the DARE system is to show its generalizability to other datasets. In this section, we document that using the DARE system for transfer learning leads to significant improvements in transcription accuracy of dates from historical Swedish grade sheets. To this end, we train networks to transcribe dates from Swedish grade sheets with and without transfer learning from the

DARE system, demonstrating that using the DARE system for transfer learning improves performance. Further, we demonstrate that transfer learning from the DARE system is better than transfer learning from ImageNet21k [Russakovsky et al., 2015], a dataset of 13 million images that is commonly used to pre-train models before finetuning on downstream tasks. That transfer learning from the DARE database is significantly better is particularly promising, as pre-training on the ImageNet21k dataset is used to achieve the best performance in image classification, aside from the use of non-public Instagram/JFT images. We train eight neural networks to transcribe these grade sheets: One trained from scratch, one using ImageNet21k pre-trained weights (similar to how we train the networks in Section 3), and one using DARE pre-trained weights. We use largely the same architecture and training recipe as discussed in Section 3 to train these networks. As the century is rarely available on the image and never differs when available (only ever being 19) we only transfer from models trained on a sequence containing some year information, using the architecture with five heads (M-DDMY). When training our networks, we use the same recipe with the exception of the learning rate and number of epochs.¹¹ Due to the difference in training set size and the use of transfer learning for seven of the eight models, we perform a small search over exponentially distanced learning rates for each network. Further, we experiment with a longer training schedule in terms of number of epochs (due to the small training set size). We then use the learning rate and number of epochs that perform best on the 2,000 training images and finally evaluate the performance of the models on the test set of 4,139 images.

¹¹Further, we resize images to 224 by 224, for a roughly equal number of pixels without changing the aspect ratio of the source images.

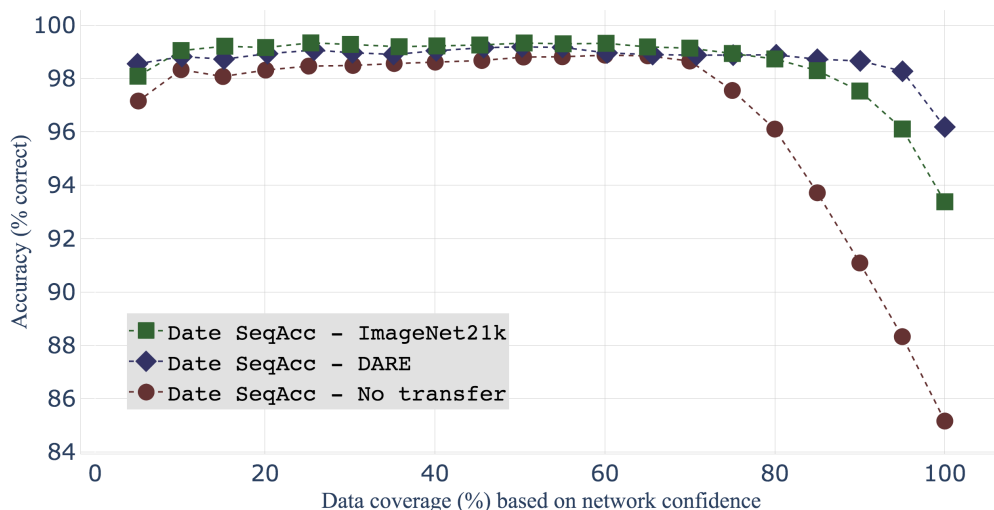
Table 3: Transcription Performance: Swedish Grade Sheets

Pretrained	Sequence	SeqAcc	TL Gain	Error Rate Reduction
No	DD-M-YY	85.17%		
ImageNet21k	DD-M-YY	93.38%	+8.21%	-55.37%
M-DC1	DD-M-YY	95.19%	+10.03%	-67.59%
M-PR2	DD-M-YY	95.39%	+10.22%	-68.89%
M-DC2	DD-M-YY	95.63%	+10.46%	-70.52%
M-SWE-BD	DD-M-YY	95.63%	+10.46%	-70.52%
M-PR1	DD-M-YY	95.89%	+10.73%	-72.31%
M-DDMY	DD-M-YY	96.18%	+11.02%	-74.27%

Notes: The table shows the SeqAcc on the Swedish grade sheets of eight different models: One trained from scratch, one finetuned from ImageNet21k pre-trained weights, and six finetuned from DARE pre-trained weights. It also shows the SeqAcc improvement and the error rate reduction obtained by using transfer learning, compared to the baseline model trained from scratch. Rows are ordered according to their improvement over the baseline model.

Table 3 shows the SeqAcc of all eight models as well as the SeqAcc improvement and the error rate reduction obtained by using transfer learning compared to the model trained from scratch. There is significant variation in the transcription performance achieved by the different models, with the SeqAcc ranging from 85.17% for the model trained from scratch to 96.18% for the best model transfer learning from the DARE system. We find that transfer learning from the full database is superior to transfer learning from subsets of the DARE database. While PR-2 is the second largest dataset, transfer learning from this dataset is outperformed by two smaller dataset (DC-2 and SWE-BD). We conclude from this that it is not only the size of the transfer learning dataset that is important, but rather the interaction between quality and quantity. Hence, the best performance is achieved when transfer learning from the M-DDMY model – outperforming not only training from scratch but also transfer learning from smaller subsets of the DARE database or ImageNet21k. This demonstrates the usefulness of the DARE system: At no cost in required training resources or time, date transcription accuracy is significantly improved on this new

Figure 3: Performance on Swedish Grade Sheets



Notes: The figure shows the accuracy at different levels of data coverage on the Swedish grade sheet data for three models: One trained from scratch, one using ImageNet21k pre-trained weights, and one using DARE (here represented by M-DDMYY) pre-trained weights. The models are evaluated on between 5% and 100% data coverage, meaning that the leftmost points are measures of the accuracy if we keep only the 5% of predictions that the network is most confident about and the rightmost points are the SeqAccs.

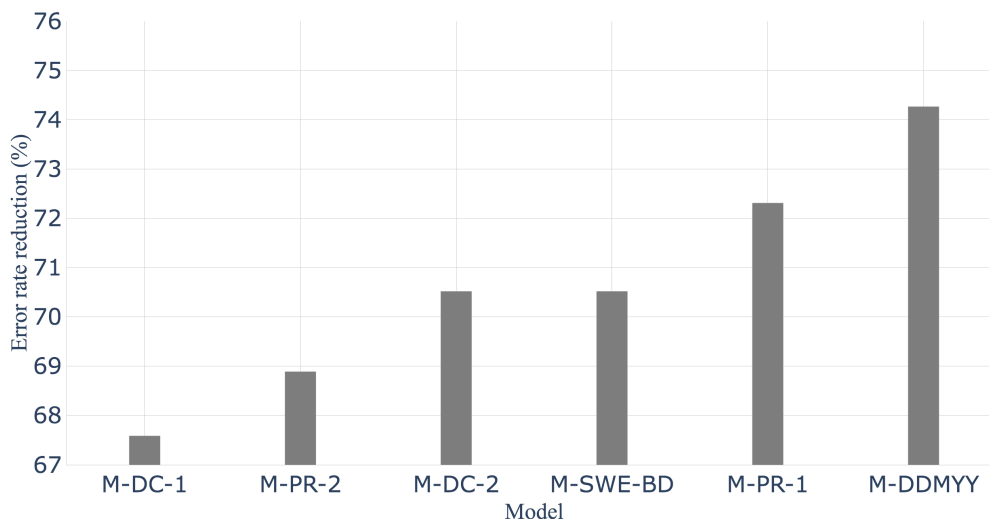
dataset. In fact, in order to obtain the results for the model trained from scratch, a much longer training schedule was used, meaning that transfer learning reduced the computational resources required to train the model.

Another useful feature of our date transcription model is presented in Figure 3, which shows the SeqAcc of three models (no transfer learning, ImageNet21k, and M-DDMYY) at different levels of data coverage. Specifically, we gradually remove predictions where the models are the least certain and evaluate the models on the remaining images. Similarly for all models, removing 10 to 20% of images where they are the least certain significantly improves their performance on the remaining set. This shows that all the models are able to identify the subset of images where they might need assistance, and the large subset where our confidence in their per-

formance is high. Further, it shows that achieving, e.g., 98% SeqAcc can be achieved at a much higher data coverage for the model transfer learning from the DARE database compared to the other models. More broadly, the figure shows that the models all perform fairly equally up until 70% data coverage. From this point on the model trained without transfer learning experiences a sizable fall in its performance. We find a similar pattern at around 80% data coverage for the model using the pre-trained weights from ImageNet21k. To achieve, e.g., 98% SeqAcc at above 80% data coverage, only the model transfer learning from the DARE database is adequate and able to retain this high accuracy until around 95% data coverage. Further, the approach we use is completely generalizable to all settings where segmented fields of dates require transcription – no part of this is made specifically for the Swedish grade sheets. This allows others to directly use the DARE system for their own projects on any dataset and potentially achieve significantly improved transcription performance. To further showcase the importance of the combined DARE database we illustrate the respective performance achieved by transfer learning from only parts of the database relative to the full M-DDMY model in Figure 4.

Figure 4 shows the error rate reduction achieved by transfer learning from six different models. We find that there seems to be a connection between the size (and quality) of the dataset used for transfer learning since these are sorted according to the accuracy from left to right and this roughly corresponds to the size of the different datasets. The exception to this is M-PR-2 which performs worse than M-DC-2 and M-SWE-BD (note that SWE-BD “only” consists of 198,096 transcribed dates). We believe this likely is caused by the relatively poor quality of the PR-2 dataset. In

Figure 4: Error Rate Reduction on Swedish Grade Sheets



Notes: The figure shows the error rate reduction achieved by transfer learning from six different models from the DARE system (the M-DDMY model), compared to training from scratch, on Swedish grade sheets. The error rate reduction is calculated as the relative reduction in SeqAcc achieved by the models compared to the baseline model (no transfer learning). The models are ordered according to the error rate reduction they achieve, such that the rightmost bar corresponds to the model that achieves the largest error rate reduction.

addition, we find that transfer learning from the combined DARE database outperform the performance relative to the other models trained on only a single dataset. Although, the absolute performance in terms of accuracy “only” ranges from 95.19% to 96.18% (see Table 3) we find that there is an advantage from transfer learning from several and larger datasets.

6 Linking pipeline

To illustrate another important application of the DARE system, we use it for linking and matching more than 140,000 individuals. Originally, information on these individuals has been manually transcribed by crowd sourcing but links back to the

source images was not part of the transcription. Below we discuss how to link the manual transcriptions to the source images and subsequently we describe how to use the linked entries for training and transcribing a total of 3.7 million entries from the 1916 Danish Census, without requiring additional manual transcriptions.

As a starting point, we obtained 156,712 manually transcribed census records from the National Archives covering parts of the population of Denmark in 1916. As already mentioned, the manual transcriptions are not linked to the scanned records. They only contain a reference to the folder from which they were extracted. Therefore, in order to use the transcriptions for training, we have to link the scanned documents to the transcriptions, using matching. We suggest to use a sequential matching procedure which in many ways are similar to a linking pipeline when combining corpuses across data sources. In addition, we avoid manual labelling by implementing a pretrained date network, namely the M-DDMY model. While the date alone is not enough to identify individuals (due to many individuals with the same birth date), using the first and last name in combination with the date allows us to identify most individuals uniquely (in combination with information on the reference to the source folder). We therefore also transcribe the names (first and last) of the individuals in the census, using networks from Dahl et al. [2022a].

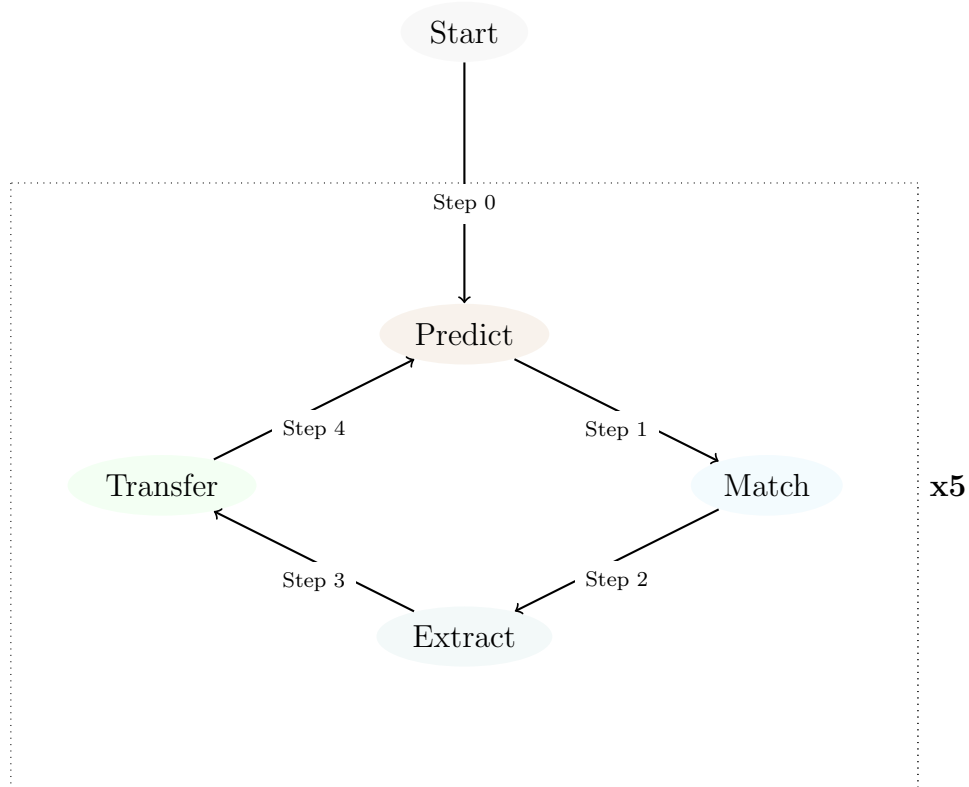
Our proposed linking pipeline use the DARE system to obtain date predictions for all dates from the 1916 Danish Census. We then match predictions that fulfill the criterion of having at least two equal (prediction, transcription)-pairs within the specific regions. Specifically, we match an image to a transcription if at least two of three of the date, first name, and last name match exactly and there are no

duplicate cases. After matching, we use the matched data as a training set, and transfer learn from the three models (date, first name, last name). These models are used for predicting all entries from the 1916 census and we can repeat the matching process with the (expected) improved predictions. We perform several (5) rounds of iteratively predicting, matching and training to obtain additional linked images to the transcribed data. Each of these rounds is similar, differing only with respect to what training data is available for use. However, we are faced with one important issue: If we transcribe an image *incorrectly*, but this incorrect transcription leads to a match, our networks may, due to simply memorizing the training data, keep transcribing this image incorrectly. To combat this issue, we need a process in our matching procedure to “push” out such cases, even if they enter our training data at some point. To do so, we split the training sample into two and train networks separately on each of the two sets (that is, we train a total of six networks, two for each set, in each round). We then use each set of networks to transcribe and match all images, and only keep the *intersect* of the matched entries between the two sets of networks. If an incorrect transcription enter our training data, this image will only be used to train one set of networks, and it is unlikely that the other set should transcribe (and match) this image incorrectly in the exact same way as the other set, and the incorrect transcription will thereby be pushed out of our training data. Figure 5 graphically illustrates this pipeline ¹².

Only in round 0 do we perform the 0th step, and for rounds 1-5 we go through the steps 1-4. After round 0, the steps are performed as:

¹²Note that Figure 5 does not explicitly show how we train two sets of networks in each round and only train the following models on the intersection of the matched entries.

Figure 5: Pipeline for Linking to the Danish Census



Notes: The figure shows the process for linking and matching to the Danish census data. Initially we predict on the full census data from 1916. We match the predictions to the manually transcribed records. We match exactly by region and two (or more) other identifiers (first name, last name, and date). After the initial round we match our predictions twice each round, one time using the predictions obtained from the first set of models and once using the predictions from the second set of models. Subsequently, we only use the intersection of the two matched samples obtained from the two sets of models. Once the predictions are matched to the transcribed records, we extract these matches and create two new tuning datasets (each containing 50% of the intersected matched entries) that can be used for transfer learning. From the transfer learned models we perform the final step of predicting on all census records from 1916. We define these steps as a single round, which we in turn do a total of five times before obtaining the final transcriptions.

Step 1: Using predictions, match transcribed images to the transcribed data. Using only the intersection of the matched sample from the two sets of models.

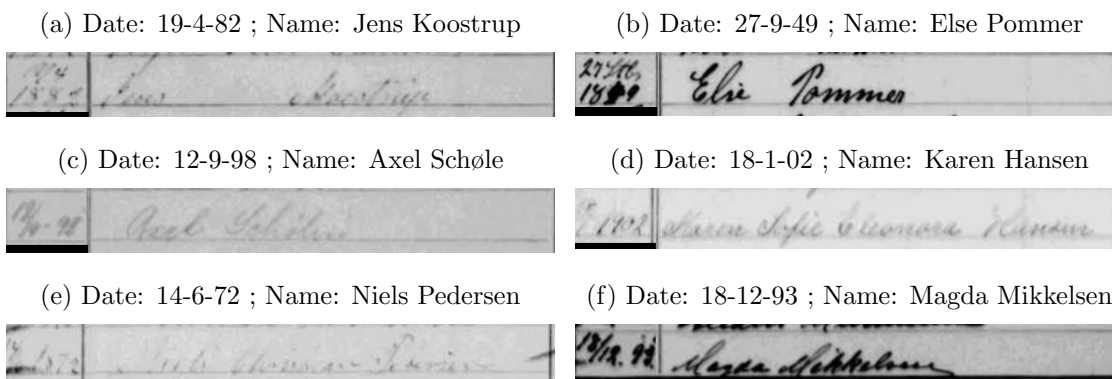
Step 2: Extract data from the intersection of the matched and transcribed images to use as a training sample. Split sample into two sets with respectively 50% in each set.

Step 3: For both subsets, train a date, a first name, and a last name transcription network, transfer learning from the M-DDMY model for the date transcription and the models from Dahl et al. [2022a] for the name transcription.

Step 4: Use the trained models to predict the dates and names of all images, resulting in two transcriptions for each image.

In the setting of the 1916 Danish Census, the initial round leads to almost 8,000 matches. We split these observations into two sets and train models based on the matched transcriptions. Hence, based on 50% of the 8,000 matches we train three models, one for date, one for first name, and one for last name) and the other half we use to train three other models. These two sets of models are after training used to predict all images once again, and we use the intersection of the matches obtained from these two sets of models, to define the labels for the following round. As we repeat this process for several rounds we obtain more than 143,000 matched observations (out of the 156,712 potential matches). We use this to train the final models that uses 100% of the available training data and predict the entire Danish census. These predictions constitute our final transcriptions, where we manage to match 146,081 of the 156,712 observations (a match rate of over 93%).

Figure 6: Human Unreadable Dates from the 1916 Danish Census



Notes: This figure illustrates some of the examples where the DARE system transcriptions of the date were difficult to validate and we decided that we were not confident in labelling the transcription of the date as either correct or incorrect. For Panel 6a and 6e we were unsure about all transcriptions. For Panel 6d and 6f it is only the date transcription and for Panel 6b and 6c we are unsure about the last name transcription as well.

While our matching procedure attempts to remove any cases of incorrect transcriptions, we perform a test to verify that the final transcriptions are correct. Specifically, we manually review transcriptions of 1,000 randomly selected observations that were *not* used as training data in the final round. For both the date, first name, and last name, we manually compare the transcription to the source image, noting down whether (1) it is correct and (2) whether we are able to read the source image. Statement (2) is also illustrated in Figure 6 where we provide some transcriptions where especially the date were difficult to validate and we decided that we were not confident in labelling the transcription of the date as either correct or incorrect.

Due to this complication, we define the projected SeqAcc as the SeqAcc on the sample we are able to read, as well as upper and lower bounds (defined, respectively, by labelling all illegible cases as correct or incorrect). Table 4 shows these SeqAccs.

Both the date and the first name are transcribed with high accuracy, with a pro-

Table 4: Transcription Performance: 1916 Danish Census

Region	Lower Bound	Upper Bound	Projected
Date	90.70%	95.70%	95.47%
First name	92.60%	95.30%	95.17%
Last name	83.00%	88.10%	87.46%

Notes: The table shows the manually evaluated transcription performance on the 1916 Danish Census. We report three measures for each observation, as some images are unreadable and we cannot with certainty label these. Hence, the lower bound is if we assume that all unreadable images are incorrectly predicted, the upper bound is if the unreadable images are all correctly predicted, and the projected is if the network obtains the same accuracy on the unreadable images as it does on the readable images which likely is an overestimation of the true expected performance.

jected SeqAcc of respectively 95.47% and 95.17%. The projected SeqAcc can also be interpreted as the accuracy obtained if the network obtained the same transcription accuracy on the unreadable images as it does on the readable images. Presumably the true SeqAcc is somewhere between the projected and the lower bound, since the unreadable images supposedly are more difficult to transcribe for the network. The performance of the last name transcriptions is in general poorer, reflecting, in part, cases where no last name were stated. This unfortunately occurs quite frequently since the census records are sorted by families and a notation for “same as above” are quite frequently used for the last name. Even so, the projected accuracy is 87.46% for the last name.

7 Discussion and Conclusion

This paper introduces the DARE database and the DARE system. The DARE database is the largest publicly available database of handwritten dates and consists of almost 10 million tokens from 3.1 million images with more than 2.2 million handwritten dates. We advocate that larger and more challenging publicly available

datasets, together with the development of better and more efficient architectures for HTR models, will aid in overcoming the challenge of HTR for historical documents. Using this novel database, we train a number of neural networks able to transcribe dates – the DARE system. Similar to other authors [Puigcerver, 2017, Kang et al., 2022] we do not use recurrent architectures and adopt a computationally more efficient model which is still able to obtain high accuracy. The DARE system consists of a number of networks that differ with respect to which subsample of the DARE database they are trained on and what parts of a date they are trained to transcribe. These networks achieve transcription accuracies in the range of 92% to above 99% on all but one dataset of the DARE database (the one exception being due to poor data quality). Comparing the transcription accuracy on one of the datasets to that achieved through crowdsourcing and Transkribus, we find that we achieve more accurate date transcriptions.

While it is reassuring that the DARE system achieves high performance on the test splits of the datasets we use for training, our ultimate goal is to build a system that generalizes to completely new settings, which would prove useful for any researcher transcribing large historical archives. To demonstrate that this is the case for the DARE system, we first show that using the DARE system for transfer learning significantly improves transcription accuracy of dates from Swedish grade sheets (see Section 5). Further, even when comparing with a model finetuned from ImageNet21k pre-trained weights (or from smaller subsets of the DARE database), the model defined as M-DDMY, finetuned from a larger part of the DARE database, still result in significantly more accurate transcriptions.

To illustrate another application for the DARE system we undertook the task of transcribing the name and date fields of the 1916 Danish Census with more than 3.7M observations in Section 6. Even though some of this data were already labeled, they were missing links to their image counterparts and thus no (image, label)-pairs were available for training. To facilitate the transcription of the census, we first use the DARE system in a zero-shot way to transcribe dates in combination with name transcription models from Dahl et al. [2022a] in order to bootstrap a linking process between the labelled data and the images. Directly using the predictions of our networks, we were able to link a small subset of the labels and images. We used this to start an iterative process of gradually training better models and linking more images and labels; using transfer learning from the DARE system. Ultimately we were able to train models that can transcribe the name and date fields of the 1916 Danish Census (excluding Copenhagen) in its entirety.¹³ This illustrates that the DARE system is not only useful for transfer learning: It also has direct zero-shot use and it can be used to obtain vital information to link individuals across, for example, censuses.

For future work, there are several dimensions along which the DARE system could be extended and improved. First, the DARE database could potentially benefit from including more datasets of handwritten dates. Also the quality of the datasets, i.e., the image snippets, could potentially be improved. For example, the segmentation process (producing image snippets) rely on the tabulated forms to be consistent and while this method is largely successful, it is not without error, and improving the

¹³Further, with the link between images and the subset of labelled data made, it is simple to use the labelled data to train models to transcribe the remaining fields.

segmentation of the fields would in all likelihood lead to a better database.

Finally, the models of the DARE system should be maintained and updated over time. Whenever the DARE database is extended, re-training models on the larger set of datasets will be beneficial. In addition, over time new architectures and new optimization strategies will be emerging. They must be evaluated and potentially (eventually) replace the existing models and strategies.

References

- Aviad Aberdam, Ron Litman, Shahar Tsiper, Oron Anshel, Ron Slossberg, Shai Mazor, R Manmatha, and Pietro Perona. Sequence-to-sequence contrastive learning for text recognition. *Proceedings of the IEEE/CVF Conference on Computer Vision and Pattern Recognition*, pages 15302–15312, 2021.
- Roman Bertolami and Horst Bunke. Hidden markov model-based ensemble methods for offline handwritten text line recognition. *Pattern Recognition*, 41(11):3452–3460, 2008.
- Paul J. Besl and Neil D. McKay. Method for registration of 3-d shapes. *Sensor fusion IV: control paradigms and data structures*, 1611:586–606, 1992.
- Manuel Bouillon, Rolf Ingold, and Marcus Liwicki. Grayification: A meaningful grayscale conversion to improve handwritten historical documents analysis. *Pattern Recognition Letters*, 121:46–51, 2019.
- Andrew Brock, Soham De, Samuel L Smith, and Karen Simonyan. High-performance large-scale image recognition without normalization. *International Conference on Machine Learning*, pages 1059–1071, 2021.
- Silvia Cascianelli, Marcella Cornia, Lorenzo Baraldi, and Rita Cucchiara. Boosting modern and historical handwritten text recognition with deformable convolutions. *International Journal on Document Analysis and Recognition (IJDAR)*, pages 1–11, 2022.
- Ekin D Cubuk, Barret Zoph, Jonathon Shlens, and Quoc V Le. RandAugment: Practical automated data augmentation with a reduced search space. In *Proceedings of the IEEE/CVF Conference on Computer Vision and Pattern Recognition (CVPR) Workshops*, June 2020.
- Christian M Dahl, Torben SD Johansen, Emil N Sørensen, Christian E Westermann, and Simon F Wittrock. Applications of machine learning in document digitisation. *arXiv preprint arXiv:2102.03239*, 2021.

- Christian M. Dahl, Torben Johansen, Emil N. Sørensen, and Simon Wittrock. HANA: A HAndwritten NAmE database for offline handwritten text recognition, 2022a.
- Christian M. Dahl, Martin Karlsson, Gustav Kjellsson, and Mikeal Lindahl. AT-LASS. <https://exkat.wiwinf.uni-due.de/>, 2022b. Accessed: 2022-07-07.
- Danish National Archive. Census. <https://www.sa.dk/da/hjaelp-og-vejledning/rigsarkivets-online-vejledninger/folketaellinger-kom-godt-gang//>, 2021. Accessed: 2022-07-07.
- Kartik Dutta, Praveen Krishnan, Minesh Mathew, and C V Jawahar. Improving cnn-rnn hybrid networks for handwriting recognition. *2018 16th international conference on frontiers in handwriting recognition (ICFHR)*, pages 80–85, 2018.
- Sharon Fogel, Hadar Averbuch-Elor, Sarel Cohen, Shai Mazor, and Roei Litman. Scrabblegan: Semi-supervised varying length handwritten text generation. *Proceedings of the IEEE/CVF conference on computer vision and pattern recognition*, pages 4324–4333, 2020.
- R Geetha, T Thilagam, and T Padmavathy. Effective offline handwritten text recognition model based on a sequence-to-sequence approach with cnn-rnn networks. *Neural Computing and Applications*, 33(17):10923–10934, 2021.
- Ian Goodfellow, Jean Pouget-Abadie, Mehdi Mirza, Bing Xu, David Warde-Farley, Sherjil Ozair, Aaron Courville, and Yoshua Bengio. Generative adversarial nets. *Advances in neural information processing systems*, 27:369–376, 2014.
- Ian J Goodfellow, Yaroslav Bulatov, Julian Ibarz, Sacha Arnoud, and Vinay Shet. Multi-digit number recognition from street view imagery using deep convolutional neural networks. *arXiv preprint arXiv:1312.6082*, 2013.
- Alex Graves and Jürgen Schmidhuber. Offline handwriting recognition with multi-dimensional recurrent neural networks. *Advances in neural information processing systems*, 21, 2008.

- Alex Graves, Santiago Fernández, Faustino Gomez, and Jürgen Schmidhuber. Connectionist temporal classification: labelling unsegmented sequence data with recurrent neural networks. *Proceedings of the 23rd international conference on Machine learning*, pages 369–376, 2006.
- Alex Graves, Marcus Liwicki, Santiago Fernández, Roman Bertolami, Horst Bunke, and Jürgen Schmidhuber. A novel connectionist system for unconstrained handwriting recognition. *IEEE transactions on pattern analysis and machine intelligence* 31, 32(5):855–868, 2008.
- Gao Huang, Yu Sun, Zhuang Liu, Daniel Sedra, and Kilian Q Weinberger. Deep networks with stochastic depth. In *European conference on computer vision*, pages 646–661. Springer, 2016.
- Lei Kang, Pau Riba, Marçal Rusiñol, Alicia Fornés, and Mauricio Villegas. Pay attention to what you read: Non-recurrent handwritten text-line recognition. *Pattern Recognition*, 129:108766, 2022.
- Minghao Li, Tengchao Lv, Lei Cui, Yijuan Lu, Dinei Florencio, Cha Zhang, Zhoujun Li, and Furu Wei. Trocr: Transformer-based optical character recognition with pre-trained models. *arXiv preprint arXiv:2109.10282*, 2021.
- Joan Puigcerver. Are multidimensional recurrent layers really necessary for handwritten text recognition? *2017 14th IAPR International Conference on Document Analysis and Recognition (ICDAR)*, 1:67–72, 2017.
- Olga Russakovsky, Jia Deng, Hao Su, Jonathan Krause, Sanjeev Satheesh, Sean Ma, Zhiheng Huang, Andrej Karpathy, Aditya Khosla, Michael Bernstein, et al. Imagenet large scale visual recognition challenge. *International journal of computer vision*, 115(3):211–252, 2015.
- Nitish Srivastava, Geoffrey Hinton, Alex Krizhevsky, Ilya Sutskever, and Ruslan Salakhutdinov. Dropout: a simple way to prevent neural networks from overfitting. *The journal of machine learning research*, 15(1):1929–1958, 2014.

- Christian Szegedy, Vincent Vanhoucke, Sergey Ioffe, Jon Shlens, and Zbigniew Wojna. Rethinking the inception architecture for computer vision. In *Proceedings of the IEEE conference on computer vision and pattern recognition*, pages 2818–2826, 2016.
- Mingxing Tan and Quoc V Le. Efficientnetv2: Smaller models and faster training. *arXiv preprint arXiv:2104.00298*, 2021.
- Alejandro H Toselli, Alfons Juan, Jorge González, Ismael Salvador, Enrique Vidal, Francisco Casacuberta, Daniel Keysers, and Hermann Ney. Integrated handwriting recognition and interpretation using finite-state models. *International Journal of Pattern Recognition and Artificial Intelligence*, 18(4):519–539, 2004.
- Ashish Vaswani, Noam Shazeer, Niki Parmar, Jakob Uszkoreit, Llion Jones, Aidan N Gomez, Łukasz Kaiser, and Illia Polosukhin. Attention is all you need. *Advances in neural information processing systems*, pages 5998–6008, 2017.
- Ross Wightman. Pytorch image models. <https://github.com/rwightman/pytorch-image-models>, 2021. Accessed: 2022-07-07.
- Curtis Wigington, Chris Tensmeyer, Brian Davis, William Barrett, Brian Price, and Scott Cohen. Start, follow, read: End-to-end full-page handwriting recognition. *Proceedings of the European Conference on Computer Vision (ECCV)*, pages 367–383, 2018.
- Mohamed Yousef and Tom E Bishop. Origaminet: weakly-supervised, segmentation-free, one-step, full page text recognition by learning to unfold. *Proceedings of the IEEE/CVF Conference on Computer Vision and Pattern Recognition*, pages 14710–14719, 2020.
- Zhun Zhong, Liang Zheng, Guoliang Kang, Shaozi Li, and Yi Yang. Random erasing data augmentation. In *Proceedings of the AAAI Conference on Artificial Intelligence*, volume 34, pages 13001–13008, 2020.

A Details on Data Sources

In this section, we first describe the construction of the DARE database, including the data sources used and how we extract the dates from the source images. We then introduce two new datasets, the first dataset (Swedish grade sheets) is used directly in our transfer learning example and the second (1916 Danish Census) we use in combination with our linking method to match the images to a small labelled subset of the census. Finally, we provide additional visualizations of the datasets used to construct the DARE database.

A.1 Datasets of the DARE Database

The DARE database consists of eight datasets. We use Danish death certificates, Danish police records, Danish funeral records, Danish nurse home visit documents, and Swedish causes of death records. Figure 8 provides visual representations of each data source. From these sources, we define eight datasets, as the Danish death certificates, the Danish police records, and the Swedish causes of death each consist of two separate datasets. The first dataset from the Danish death certificates contains images labelled at the University of Southern Denmark and the second contains images labelled at the Danish National Archives. The police records are also split into two datasets, where the first refers to the date of birth of the primary person on a sheet and the second refers to the date of birth of any other person registered on the sheet (i.e., the spouse or children). For the Swedish registers the first dataset refers to the day of birth of the person and the second to the day of death.

A.2 Image Segmentation

To segment the data (i.e., extract the parts of the scanned pages that contain dates), we use point set registration. Point set registration refers to the problem of aligning point spaces across a template image to an input image [Besl and McKay, 1992]. To find point spaces that roughly correspond to each other across semi-structured documents, we extract horizontal and vertical lines from the documents.

We use the intersections as the point space, which we align with the template points. This method is identical to the one described in Dahl et al. [2021].

A.3 Out-of-Distribution: Swedish Grade Sheets

To illustrate how the DARE system can be used for transfer learning, we use data from Swedish grade sheets digitized as part of the ATLASS project [Dahl et al., 2022b]. From ATLASS, we obtain 6,139 images that contain dates of the formats DD-M, DD-M-YY, DD-M-YYYY, and YYYY, with most images containing dates with the format DD-M-YY. For our transfer learning experiments, we use 2,000 of these images as training data and the remaining 4,139 as a test set.¹⁴

A.4 Out-of-Distribution: Danish Census Data

We use data only from the 1916 Danish Census (excluding Copenhagen) to illustrate the performance of the DARE system for matching and linking purposes. Figure 7 shows an example of the Danish census data. Aside from illustrating the performance

¹⁴Here, the objective is to show the performance in a setting where only few labelled images are available, which motivated the choice of the small training sample. Further, to properly show the increase in performance when using transfer learning, we want a sufficiently large test sample.

Figure 7: Example of Danish Census Data


The image shows a page from a 1916 Danish census document titled "Hoved liste". The document is a multi-column table with handwritten entries. The columns include names, birth dates (some highlighted in red), and other personal details. The table is organized into sections for different families or households. At the bottom right, there are summary statistics including "Total amount due to State" and "Total amount".

Notes: The figure shows an example of a census document from the 1916 Danish Census provided by the National Archives of Denmark. This specific document contains information on 24 separate individuals from five separate families with birth dates between 1856 and 1915 (the dates are highlighted). The document appears similar in structure to the Swedish cause of death register form).


of the DARE system, this dataset is also interesting in itself. In general, census records contain information about civil status, taxation and property, birthplace, birth date, family relationships, and more. Due to the time period of this census, it might be of particular interest for Spanish flu research. Further, it might help shed light on registered income, taxation, and property questions from the early 1900s in Denmark [Danish National Archive, 2021].

Figure 8: Date Images from the DARE Database


(a) Death Certificates (DC-1)




(b) Death Certificates (DC-2)



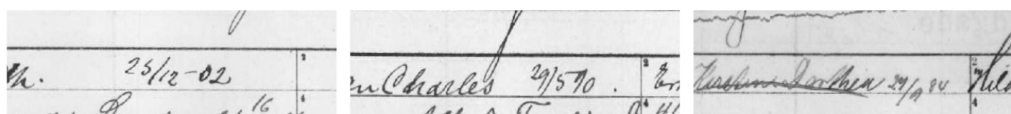
(c) Police Register - Main (PR-1)




(d) Police Register - Spouse (PR-2)



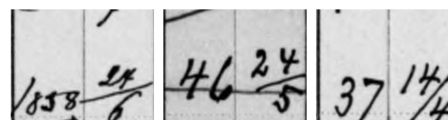
(e) Police Register - Child (PR-2)




(f) Funeral Records (FR)



(g) Swedish Birth Dates (SWE-BD)



(h) Swedish Death Dates (SWE-DD)



Notes: The figure shows a collection of examples from the DARE database, with the exception of examples from the NHVD (due to data confidentiality agreements). Panel 8a show examples from the DC-1 dataset. Panel 8b shows examples from the DC-2 dataset. Panel 8c shows examples from the PR-1 dataset. Panel 8d and 8e show examples from the PR-2 dataset. Panel 8f shows examples from the FR-1 dataset. Panel 8g shows examples from the SWE-BD dataset. Panel 8h shows examples from the SWE-DD dataset.

B Model Parameters

This section introduces the parameters of the DARE system. We use two different parameter settings with a varying number of epochs. Since there is a large difference in the sizes of the different datasets, some required more epochs for training. Model setting (2) is used in most of our applications, including the larger M-DDMY model which is used in our transfer learning experiments.

Table 5: Model Parameters

Model(s)	(1)	(2)
RandAugment	$N = 2, M = 7$	$N = 2, M = 7$
Batch size	256	308
Gradient clip value	0.02.	0.02
Dropout prob.	0.4	0.4
Stochastic depth prob.	0.25	0.25
Epochs	240	{60, 90, 120, 240}
Learning rate	0.5	0.6
Momentum	0.9	0.9
Random erase prob.	0.4	0.4
Label smoothing	0.1	0.1
Weight decay	0.000007	0.000007

Notes: This table shows the parameters used for training the network. While most parameters are fixed for all models a few differences exist. *Model 1* is used for M-NHVD, M-DC-1, and M-DC-2 which are all trained with a batch size of 256 and a learning rate of 0.5. The remaining models (Model 2) are all trained with a batch size of 308 and for a varying number of epochs. M-FR are trained for 240 epochs, M-PR-1 and M-DDM are trained for 90 epochs while M-PR-2, SWE-BD, SWE-DD are trained for 120 epochs. Finally, the two largest model M-DDMY and M-DDMYYY are trained for “only” 60 epochs.