

Semiparametric Efficient Fusion of Individual Data and Summary Statistics

Wenjie Hu^{a†}, Ruoyu Wang^{b†}, Wei Li^{c*}, and Wang Miao^{a*}

^aDepartment of Probability and Statistics, Peking University, Beijing, China

^bDepartment of Biostatistics, Harvard T.H. Chan School of Public Health,
Boston, MA, USA

^cCenter for Applied Statistics and School of Statistics, Renmin University of
China, Beijing, China

Abstract

Suppose we have individual data from an internal study and various summary statistics from relevant external studies. External summary statistics have the potential to improve statistical inference for the internal population; however, it may lead to efficiency loss or bias if not used properly. We study the fusion of individual data and summary statistics in a semiparametric framework to investigate the efficient use of external summary statistics. Under a weak transportability assumption, we establish the semiparametric efficiency bound for estimating a general functional of the internal data distribution, which is no larger than that using only internal data and underpins the potential efficiency gain of integrating individual data and summary statistics. We propose a data-fused efficient estimator that achieves this efficiency bound. In addition, an adaptive fusion estimator is proposed to eliminate the bias of the original data-fused estimator when the transportability assumption fails. We establish the asymptotic oracle property of the adaptive fusion estimator. Simulations and application to a *Helicobacter pylori* infection dataset demonstrate the promising performance of the proposed method.

Keywords: Causal inference; Data fusion; Integrative data analysis; Semiparametric efficiency bound.

[†] Equal contribution.

* Co-corresponding authors. Emails: weilistat@ruc.edu.cn; mwfy@pku.edu.cn

1 Introduction

Suppose individual data from an internal study is available to investigate a particular scientific purpose. It is appealing to fuse external datasets from different sources with the internal data to improve statistical inference. Methods for data fusion with external individual data have grown in popularity in recent years (e.g., Yang and Ding, 2020; Li et al., 2023b; Li and Luedtke, 2023; Sun and Miao, 2022; Chen et al., 2021). However, sometimes it is impossible to access the individual data due to ethics and privacy concerns and one can only have certain summary statistics from external studies. Meta-analysis has been widely applied to integrate summary statistics on a common parameter from multiple studies (e.g., Singh et al., 2005; Lin and Zeng, 2010; Li et al., 2020), but it becomes challenging if participating studies are analyzed with different statistical models and are concerned with different parameters. In order to assimilate various types of summary statistics from multiple sources, previous authors have developed a suite of methods which essentially view external summary statistics as certain constraints on the internal data distribution. For example, Bickel et al. (1993, Section 3.2 Example 3) established the semiparametric theory for using external summary statistics as moment equation constraints; Qin (2000) proposed an empirical likelihood method and Chatterjee et al. (2016) proposed a constrained maximum likelihood approach, which leverage summary statistics obtained from a large external dataset to improve estimation efficiency for a parametric model of the internal dataset. In situations where the uncertainty of external summary statistics is negligible, these methods can achieve higher efficiency than the maximum likelihood estimator based solely on the internal individual data. Nonetheless, Zhang et al. (2020) cautioned that if the uncertainty of external summary statistics is not negligible, the efficiency gain of the constrained maximum likelihood estimator is not guaranteed, and paradoxically, it can be even less efficient than the maximum likelihood estimator based on internal individual data solely.

The external summary statistics provide additional information, and when incorporated appropriately, they are expected to improve the efficiency of statistical inference. The efficiency paradox arises mainly because the use of the external summary statistics is not optimized. Therefore, it is

of both practical and theoretical interest to investigate the efficient fusion of individual data and summary statistics. Semiparametric theory is a widely used framework to study the optimality of estimators, providing guidance for constructing efficient estimators under minimal assumptions on the data distribution. However, the classic semiparametric theory, which is designed for independent and identically distributed (i.i.d.) individual data (Bickel et al., 1993; Li and Luedtke, 2023; Li et al., 2023a), is not applicable to the current setting involving both individual data and summary statistics. The literature on semiparametric theory for non-i.i.d. data is relatively sparse (Strasser, 1989; McNeney and Wellner, 2000), and, to our knowledge, none of these works address the incorporation of summary statistics. Zhang et al. (2020) developed a generalized data integration method (GIM) under a parametric conditional density model, which avoids the efficiency paradox and is optimal in the sense that it achieves the smallest asymptotic variance over a class of maximum log-pseudolikelihood estimators. Recently, Chen et al. (2024) extended the method of Zhang et al. (2020) to account for prior probability shifts between internal and external populations, thereby improving robustness against population heterogeneity. However, the general semiparametric theory for fusing individual data and summary statistics is not available yet. In particular, it is not clear how to efficiently estimate a general functional in a semi/non-parametric model when given both individual data and summary statistics.

In addition to potential efficiency loss, integrating external summary statistics can also introduce estimation bias if the summary statistics are not transportable. This bias frequently occurs in the presence of population heterogeneity, biased sampling, or model misspecification. It has been noted in conventional meta-analysis, and various robust methods have been proposed to address this problem (Singh et al., 2005; Shen et al., 2020; Wang et al., 2023), ensuring consistent and asymptotically normal estimation despite untransportable summary statistics. For the fusion of individual data, Chen et al. (2021), Kallus et al. (2018), Yang et al. (2023), Li et al. (2023b), Yang et al. (2020) and Gao et al. (2025) considered combining randomized trial data and observational data to remove unmeasured confounding bias. However, these methods require the

availability of individual data from multiple data sources. For integration of individual data and summary statistics, Zhai and Han (2022); Huang et al. (2023) proposed penalized constrained maximum likelihood methods that extend the empirical likelihood framework of Qin (2000), Chatterjee et al. (2016) and Zhang et al. (2020) to accommodating possibly untransportable external summary statistics. However, these methods focus on parameters in a parametric model and may not be suitable for general semi/non-parametric inference problems, such as estimation of the average treatment effect estimation in causal inference or the outcome mean in missing data analysis.

In this paper, we develop a semiparametric framework for the integration of internal individual data and external summary statistics. In contrast to previous works that primarily focus on parametric models, our approach accommodates general semiparametric and nonparametric models. We derive the semiparametric efficiency bound for inference on a general functional of the internal data distribution in the presence of external summary statistics, which is shown to be no larger than that obtained using only the internal data. We construct a data-fused efficient estimator that achieves the efficiency bound under data fusion. By adopting the efficient estimator which incorporates the external summary statistics in an optimal way, the efficiency paradox is resolved. The data-fused efficient estimator has a closed form. This makes it computationally efficient when all the efficient influence functions in the proposed estimator are available and easy to compute, although obtaining the efficient influence function may be challenging in complex problems. Moreover, the data-fused efficient influence function inherits the Neyman orthogonality property from the internal-data influence functions it incorporates. This property enables the use of flexible machine learning methods—such as neural networks—for estimating nuisance parameters in the data-fused efficient estimator. To address potential issues with untransportable summary statistics, we further propose an adaptive fusion estimator by leveraging some carefully designed weighting matrices. The adaptive fusion estimator is continuous with respect to the observed data, which is a desirable property that improves numerical stability (Fan and Li, 2001). In addition, it is easy to compute due to its closed-form expression, provided that the relevant efficient influence

functions involved are available and easy to compute. The adaptive fusion estimator is consistent and asymptotically normal even if some external summary statistics are untransportable. It is also asymptotically equivalent to the oracle estimator that uses only transportable summary statistics. The asymptotic results hinge on the fact that one can consistently assess whether the summary statistics are transportable in large sample size. However, distinguishing between transportable and untransportable summary statistics in finite samples can be challenging, particularly when the internal and external populations are similar but not identical. This problem may lead to undercoverage of confidence intervals based on the adaptive fusion estimator's asymptotic distribution. We thus propose a re-bootstrap procedure to mitigate the undercoverage issue in finite samples. This procedure maintains robust coverage rates even under the challenging setting where the heterogeneity between populations is comparable to the magnitude of the estimation error. We discuss theoretical results for the scenario where the transportability of certain summary statistics holds asymptotically at certain rates in Supplementary Material. We evaluate the performance of the proposed estimation methods via simulations and apply them to test the causal effect of a combined therapy on *Helicobacter pylori* infection.

The rest of this paper is organized as follows. In Section 2, we briefly review the classic semiparametric theory and discuss the gap between the classic theory and the problem under consideration. In Section 3, we establish the semiparametric efficiency theory for fusing individual data and summary statistics. In Section 4, we propose an adaptive fusion estimator to integrate the summary statistics in the presence of untransportable components and a re-bootstrap procedure to make inference. We report extensive simulation results and a real data analysis in Section 5, followed by discussions. Additional simulations, discussion on the scenario when transportability holds asymptotically and all proofs are provided in Supplementary Material.

Notation. For any integer j , index set \mathcal{I} , vector v and matrix V , let v_j be the j -th component of v , V_{jj} the j -th diagonal element of V , $v_{\mathcal{I}}$ the vector consisting of the components of v in \mathcal{I} and $V_{\mathcal{I}}$ the matrix consisting of elements with indices in $\mathcal{I} \times \mathcal{I}$. For any positive sequences $\{a_{1n}\}$ and

$\{a_{2n}\}$, $a_{1n} \asymp a_{2n}$ means $C^{-1}a_{1n} \leq a_{2n} \leq Ca_{1n}$ for some $C > 1$.

2 The Classic Semiparametric Theory

Suppose we have n i.i.d. individual-level observations Z_1, \dots, Z_n of Z from the internal distribution/study $P_0 \in \mathcal{P}_0$ and a q -dimensional vector of summary statistics $\tilde{\beta} = (\tilde{\beta}_1, \dots, \tilde{\beta}_q)^\top$ based on individual observations (W_1, \dots, W_m) from the external distribution/study $P_1 \in \mathcal{P}_1$, where \mathcal{P}_0 and \mathcal{P}_1 denote collections of models for internal data and external data, respectively. The external sample size m is known, the external individual data are unavailable, and $\tilde{\beta}$ is assumed to be an estimator of some functional $\beta(P_1)$ of P_1 . The parameter of interest is a p -dimensional functional of the internal data distribution, $\tau = \tau(P_0)$, which may differ from $\beta(P_1)$. Throughout the paper, we let $E(\cdot)$ denote the expectation with respect to P_0 and $\hat{E}(\cdot)$ the empirical mean in the internal data, unless otherwise specified. We briefly review the classical semiparametric theory when only the internal i.i.d. individual data are used for estimating τ . Most reasonable estimators in statistical inference problems are regular and asymptotically linear (RAL). Following Tsiatis (2006, Chapter 3), RAL estimators in a parametric model indexed by a finite-dimensional parameter θ , say $\{P_0(Z; \theta); \theta \in \mathbb{R}^k\}$, are described as follows.

Definition 1. *An estimator $T_n = T_n(Z_1, \dots, Z_n)$ of τ is regular if $n^{1/2}\{T_n(Z_1^{(n)}, \dots, Z_n^{(n)}) - \tau(\theta_n)\}$ has a limiting distribution that does not depend on the local data generating process where for each n the data $\{Z_1^{(n)}, \dots, Z_n^{(n)}\}$ are i.i.d. distributed according to $P_0(Z; \theta_n)$ with $n^{1/2}(\theta_n - \theta)$ converging to a constant; an estimator T_n is asymptotically linear if $T_n = \tau + n^{-1} \sum_{i=1}^n \phi(Z_i) + o_P(n^{-1/2})$ for some vector function ϕ with $E\{\phi(Z)\} = 0$ and $E\{\phi(Z)\phi^\top(Z)\}$ finite and nonsingular; and an estimator T_n is RAL if it is both regular and asymptotically linear.*

The function ϕ is called an influence function for τ , describing the influence of each observation on the estimation of τ . Regularity is often desirable, which rules out pathological estimators such as the superefficient estimator of Hodges and estimators that invoke more information than is contained in the model. Moreover, it can be shown that the most efficient regular estimator is asymptotically linear (Hájek, 1970); hence, it is reasonable to restrict attention to RAL estimators.

For a differentiable parameter $\tau(\theta)$ in the parametric model $P_0(Z; \theta)$, letting S_θ denote the score for θ , then the Cramer–Rao bound, $V_\theta = \{\partial\tau(\theta)/\partial\theta\}\{E(S_\theta S_\theta^T)\}^{-1}\{\partial\tau(\theta)/\partial\theta^T\}$, characterizes the smallest possible asymptotic variance for RAL estimators of τ . However, lack of flexibility and thus potential misspecification of parametric models incur untransportable inferences, and in many situations, one is only interested in a finite-dimensional parameter rather than the full data distribution. This leads to the adoption of semiparametric or nonparametric models that admit infinite-dimensional parameters embodying less restrictive assumptions beyond the parameter of interest. Bickel et al. (1993) described the efficiency theory for inference in semiparametric and nonparametric models. One can view a semiparametric model as the collection of many parametric submodels that satisfy the semiparametric assumptions and contain the true data generating process but impose no additional restrictions. A (pathwise) differentiable functional τ on a semiparametric model needs to be differentiable on all parametric submodels and satisfy $\partial\tau(\theta)/\partial\theta = E\{\phi S_\theta\}$ for some squared integrable function ϕ and score function S_θ of an arbitrary parametric submodel. An estimator is said to be regular on a semiparametric model if it is regular on all parametric submodels. A key concept in the semiparametric theory is the semiparametric efficiency bound, which is the supremum of the Cramer-Rao bounds for all parametric submodels. The semiparametric efficiency bound is the lower bound for the asymptotic variance of any RAL estimator. The influence function attaining the semiparametric efficiency bound is called the efficient influence function, and the corresponding estimator is the efficient estimator.

In the rest of this paper, we let ϕ_e denote the efficient influence function, $E(\phi_e \phi_e^T)$ the efficiency bound, and $\hat{\tau}_e^I$ an efficient estimator for τ based on the internal data in the class of semiparametric or nonparametric models under consideration. We illustrate these concepts with an influential causal inference example; see Bang and Robins (2005) and Hahn (1998) for details.

Example 1. Suppose we have internal individual data on $Z = (D, X, Y)$ from an observational study P_0 about the effect of a binary treatment D on the outcome Y with covariates X . Let Y_d denote the potential outcome if the treatment were set to $D = d$ for $d = 0, 1$ and $\tau = E(Y_1 - Y_0)$

the average treatment effect. Let $p(X) = \text{pr}(D = 1 \mid X)$ be the treatment propensity score and $\mu_d(X) = E(Y \mid D = d, X)$ ($d = 0, 1$) the outcome regression function. Under the ignorability assumption ($Y_d \perp\!\!\!\perp D \mid X$ and $0 < p(X) < 1$), τ is identified from the observed data with $\tau = E\{\mu_1(X) - \mu_0(X)\}$. The efficient influence function for τ in the nonparametric model that imposes no other restrictions than the ignorability is

$$\phi_e(Z; \tau) = \frac{D}{p(X)}\{Y - \mu_1(X)\} - \frac{1 - D}{1 - p(X)}\{Y - \mu_0(X)\} + \mu_1(X) - \mu_0(X) - \tau.$$

The efficiency bound for τ is $E(\phi_e^2)$. The efficient estimator $\hat{\tau}_e^I$ can be obtained by firstly estimating $\{p(X), \mu_d(X)\}$ and then solving $\hat{E}\{\phi_e(Z; \tau)\} = 0$ with these nuisance estimators plugged in. For instance, one can specify and fit parametric working models $p(X; \hat{\zeta})$ and $\mu_d(X; \hat{\psi}_t)$, then

$$\begin{aligned} \hat{\tau}_e^I = & \frac{1}{n} \sum_{i=1}^n \left[\frac{D_i}{p(X_i; \hat{\zeta})} \{Y_i - \mu_1(X_i; \hat{\psi}_1)\} - \frac{1 - D_i}{1 - p(X_i; \hat{\zeta})} \{Y_i - \mu_0(X_i; \hat{\psi}_0)\} \right. \\ & \left. + \mu_1(X_i; \hat{\psi}_1) - \mu_0(X_i; \hat{\psi}_0) \right]. \end{aligned}$$

We aim to combine both the internal individual data and the external summary statistics $\tilde{\beta}$ to improve the estimation of τ . Suppose $\beta = \beta(P_0)$ is well defined in the internal data, and let η_e be the efficient influence function for β based on internal individual data, which depends on β in general. For simplicity, we omit the dependency in the notation η_e when evaluated at the true value β , and use $\eta_e(\beta^\dagger)$ to denote the corresponding influence function evaluated at some β^\dagger that may not be equal to β . Applying the classical semiparametric theory, Bickel et al. (1993, Section 3.2 Example 3) established a well-known result that the efficient influence function for τ is $\phi_e - E(\phi_e \eta_e^T) \{E(\eta_e \eta_e^T)\}^{-1} \eta_e$ when β is known. This influence function motivates the estimator $T_{n,e}(\beta) = \hat{\tau}_e^I - \hat{\Sigma}_{\phi\eta} \hat{\Sigma}_{\eta\eta}^{-1} \hat{E}(\eta_e)$ with $\hat{\Sigma}_{\phi\eta}$ and $\hat{\Sigma}_{\eta\eta}$ being consistent estimators for $E(\phi_e \eta_e^T)$ and $E(\eta_e \eta_e^T)$ based on the internal data. The estimator $T_{n,e}(\beta)$ is efficient when β is known and has asymptotic variance no larger than $\hat{\tau}_e^I$. However, the estimator $T_{n,e}(\beta)$ is infeasible if β is unknown. In practice, the true value β is typically unknown but is instead estimated by some external summary statistics $\tilde{\beta}$. Thus, a primitive data-fused estimator of τ is the plug-in estimator $T_{n,e}(\tilde{\beta}) = \hat{\tau}_e^I - \hat{\Sigma}_{\phi\eta} \hat{\Sigma}_{\eta\eta}^{-1} \hat{E}\{\eta_e(\tilde{\beta})\}$. The estimator $T_{n,e}(\tilde{\beta})$ is expected to still deliver better efficiency

than $\hat{\tau}_e^I$. Nonetheless, somewhat paradoxically, the estimator $T_{n,e}(\tilde{\beta})$ that incorporates external information may be less efficient than the internal data-based estimator $\hat{\tau}_e^I$, which we will show later. The phenomenon that incorporating external information may lead to efficiency loss has been previously pointed out and resolved under a parametric conditional density model by Zhang et al. (2020).

Roughly speaking, the above efficiency paradox arises because the estimator $T_{n,e}(\tilde{\beta})$ ignores the uncertainty of $\tilde{\beta}$ and thus fails to incorporate the external summary statistics in an efficient way. This motivates us to investigate the efficiency of the data-fused estimators and derive the most efficient one in a semiparametric framework where the parameter of interest is a generic functional of internal data distribution. However, the classical semiparametric theory for i.i.d. individual data does not apply to the setting here, which involves the external summary statistics $\tilde{\beta}$ that are distributed differently from the internal data. Although there exists a sparse literature on the semiparametric theory for non-i.i.d data (Strasser, 1989; McNeney and Wellner, 2000), their theory is not applicable here. In the next section, we extend the classical semiparametric theory to the data fusion setting where both individual data and summary statistics are available.

3 Semiparametric Theory for Fusion of Individual data and Summary Statistics

3.1 Assumptions and Data-fused RAL Estimators

In order to make use of the external summary statistic, we make the following assumptions.

Assumption 1. *The external summary statistic $\tilde{\beta}$ is a RAL estimator of a q -dimensional parameter/functional $\beta(P_1)$ of the external data distribution P_1 ; $m^{1/2}\{\tilde{\beta} - \beta(P_1)\} \rightarrow N(0, \Sigma_1)$; a consistent covariance estimator $\hat{\Sigma}_1$ for Σ_1 is also available; and $m/n \rightarrow \rho \in (0, +\infty)$.*

Assumption 2 (Transportability). $\beta(P_0) = \beta(P_1)$.

Assumption 1 is met with standard estimation methods under mild regularity conditions and has been widely adopted in meta-analysis (Singh et al., 2005; Xie et al., 2011; Kundu et al., 2019; Zhang et al., 2020). Note that the functional $\beta(\cdot)$ is not necessarily the same as $\tau(\cdot)$, the parameter of interest. Assumption 2 requires that the parameter β is well-defined in both the internal

and external data and has the same value. This transportability assumption establishes the connection between the internal data distribution P_0 and external data distribution P_1 , which is essential for efficiency improvement with external summary statistics. Analogous assumptions such as mean/distribution exchangeability have been used in previous work (e.g., Dahabreh et al., 2019; Li et al., 2023b). For example, Gao et al. (2025) assumed that the conditional mean of the (potential) outcome is the same in the internal and external studies, at least for some covariate values. Their assumption is neither implied by nor implies our Assumption 2. Both are plausible under different scenarios, and we focus on Assumption 2 because it is particularly well-suited for data fusion when only summary statistics are available. In Section 4, we discuss scenarios where Assumption 2 fails and bias may arise. Furthermore, we consider the scenario where the transportability of a subset of the summary statistics holds only asymptotically at a suitable rate in Supplementary Material. In the rest of the paper, we denote $\beta = \beta(P_0)$, and we assume that τ is pathwise differentiable on \mathcal{P}_0 at P_0 and β is pathwise differentiable on \mathcal{P}_0 and \mathcal{P}_1 at P_0 and P_1 , respectively.

We focus on the estimation of τ in the semiparametric model

$$\mathcal{P}_{\text{trans}} = \{P_0 \times P_1 \in \mathcal{P}_0 \times \mathcal{P}_1 : P_0, P_1 \text{ satisfy Assumption 2}\}.$$

We consider the following class of estimators that incorporate both internal individual data and the external summary statistics.

Definition 2 (Data-fused RAL estimator). *Let $T_n(Z_1, \dots, Z_n, \tilde{\beta})$ denote a data-fused estimator of τ and we write $T_n(\tilde{\beta})$ for shorthand.*

- (i) *$T_n(\tilde{\beta})$ is regular if for every parametric submodel $P_0(Z; \theta) \times P_1(W; \theta) \in \mathcal{P}_{\text{trans}}$, the quantity $n^{1/2}\{T_n(Z_1^{(n)}, \dots, Z_n^{(n)}, \tilde{\beta}^{(m)}) - \tau(P_0(Z; \theta_n))\}$ has a limiting distribution that does not depend on the local data generating process, where the data $\{Z_1^{(n)}, \dots, Z_n^{(n)}\}$ is an i.i.d. sample from $P_0(Z; \theta_n)$, and $\tilde{\beta}^{(m)}$ is obtained from an i.i.d. sample $\{W_1^{(m)}, \dots, W_m^{(m)}\}$ from $P_1(W; \theta_n)$, with $m/n \rightarrow \rho \in (0, \infty)$ and $n^{1/2}(\theta_n - \theta)$ converging to a constant.*
- (ii) *$T_n(\tilde{\beta})$ is asymptotically linear if $T_n(\tilde{\beta}) = \tau + n^{-1} \sum_{i=1}^n \psi(Z_i) + \gamma(\tilde{\beta}) + o_P(n^{-1/2})$ with $E\{\psi(Z)\} = 0$, $E\{\psi(Z)\psi^T(Z)\}$ finite and nonsingular, $\gamma(\tilde{\beta})$ continuously differentiable in*

$\tilde{\beta}$ and $\gamma(\beta) = 0$.

(iii) $T_n(\tilde{\beta})$ is regular and asymptotically linear (RAL) if it satisfies both (i) and (ii).

Analogous to the classical semiparametric theory, Definition 2 (i) characterizes the regularity with respect to both the internal data distribution and external data distribution. This class of data-fused regular estimators contains all the regular estimators based only on the internal individual data. Following the spirit of classical asymptotic linearization, Definition 2 (ii) treats $\tilde{\beta}$ as an additional sample to the internal data and uses $\psi(Z_i)$ as well as $\gamma(\tilde{\beta})$ to depict the influence of $(Z_1, \dots, Z_n, \tilde{\beta})$ on the estimation of τ . The restrictions on $\gamma(\tilde{\beta})$ ensure that $T_n(\tilde{\beta})$ satisfying Definition 2 (ii) is consistent and asymptotically normal. The class of data-fused RAL estimators in Definition 2 (iii) includes all the RAL estimators that use only the internal data.

Proposition 1. *Under Assumptions 1, 2 and a regularity condition (Condition 1) in Supplementary Material, a data-fused RAL estimator $T_n(\tilde{\beta})$ has the following representation,*

$$T_n(\tilde{\beta}) = \tau + \frac{1}{n} \sum_{i=1}^n \{\phi(Z_i) - \xi \eta_e(Z_i)\} + \xi(\tilde{\beta} - \beta) + o_P(n^{-1/2}), \quad (1)$$

and its asymptotic variance is

$$E(\phi\phi^T) + \xi E(\eta_e \eta_e^T) \xi^T - 2\xi E(\eta_e \phi^T) + \rho^{-1} \xi \Sigma_1 \xi^T,$$

where ϕ is an influence function for τ based only on the internal data, $\xi = \xi(P_0)$ is a $p \times q$ matrix, and the forms of ϕ and ξ depend on the estimator $T_n(\tilde{\beta})$.

Condition 1 in Supplementary Material is a regularity condition concerning the continuity and boundedness of $\tilde{\beta}$'s density, invoked primarily for technical purposes. Proposition 1 reveals how the estimation of β in the external data affects the efficiency of a data-fused RAL estimator $T_n(\tilde{\beta})$. If the estimation $\tilde{\beta}$ in the external study is very precise, or if the true value β is known, then $T_n(\tilde{\beta})$ reduces to $T_n(\beta)$, which is a RAL estimator with influence function $\psi = \phi - \xi \eta_e$. Recall that $T_{n,e}(\beta)$ is the efficient estimator when β is known and $T_{n,e}(\tilde{\beta})$ is the plug-in estimator obtained by replacing β by its estimate $\tilde{\beta}$ in the definition of $T_{n,e}(\beta)$. Then, $T_{n,e}(\tilde{\beta}) = \tau + \hat{E}(\phi_e - A\eta_e) + A(\tilde{\beta} - \beta) + o_P(n^{-1/2})$ with $A = E(\phi_e \eta_e^T) \{E(\eta_e \eta_e^T)\}^{-1}$ and its asymptotic variance is $E(\phi_e \phi_e^T) +$

$A\{\Sigma_1/\rho - E(\eta_e\eta_e^T)\}A^T$. This result has three meaningful implications: First, when the external data sample size is much larger than the internal data, i.e., $\rho \rightarrow +\infty$, the asymptotic variance of the plug-in estimator $T_{n,e}(\tilde{\beta})$ approximates the semiparametric efficiency bound when β is known; this has been noted by Qin (2000) and Chatterjee et al. (2016) for the estimation of parameters in a parametric model for the internal data; here we extend this result to semiparametric models where the parameter of interest is a functional of data distribution. Second, when the external data sample size is much smaller than the internal data, i.e., $\rho \rightarrow 0$, the asymptotic variance of $T_{n,e}(\tilde{\beta})$ diverges, suggesting that it has a slower convergence rate than $n^{-1/2}$. In this case, the large variability in external summary statistics will severely damage the estimation efficiency of the plug-in estimator. Third, for sufficiently small ρ such that $\Sigma_1/\rho - E(\eta_e\eta_e^T) > 0$ (positive definite), the asymptotic variance of $T_{n,e}(\tilde{\beta})$ is larger than that of the efficient estimator using only internal data. This explains why the efficiency paradox arises: the external summary statistics are used as the true values while their uncertainty is not negligible. A concrete example where the efficiency paradox occurs is provided in Section S4 in Supplementary Material.

3.2 The Efficiency Bound

To assess how external summary statistics can improve the efficiency for estimating τ , we establish the semiparametric efficiency bound for the data-fused RAL estimators. Theorem 1 characterizes their asymptotic distribution.

Theorem 1 (Convolution theorem). *Under Assumptions 1, 2 and regularity Condition 1 in Supplementary Material, for any data-fused RAL estimator $T_n(\tilde{\beta})$ we have*

$$n^{1/2} \begin{bmatrix} T_n(\tilde{\beta}) - \tau - n^{-1} \sum_{i=1}^n \{\phi_e(Z_i) - M\eta_e(Z_i)\} - M(\tilde{\beta} - \beta) \\ n^{-1} \sum_{i=1}^n \{\phi_e(Z_i) - M\eta_e(Z_i)\} + M(\tilde{\beta} - \beta) \end{bmatrix} \rightarrow \begin{pmatrix} \Delta_0 \\ S_0 \end{pmatrix},$$

where $M = E(\phi_e\eta_e^T) \{\Sigma_1/\rho + E(\eta_e\eta_e^T)\}^{-1}$, Δ_0 and S_0 are independent, and $S_0 \sim N(0, B)$ with $B = E(\phi_e\phi_e^T) - E(\phi_e\eta_e^T) \{\Sigma_1/\rho + E(\eta_e\eta_e^T)\}^{-1} E(\phi_e\eta_e^T)^T$.

Hereafter, we refer to the following as the data-fused efficient influence function,

$$\phi_e - M\eta_e + M(\tilde{\beta} - \beta).$$

In classical semiparametric theory, convolution theorem is a key venue for establishing the asymptotic bound for the limiting distribution of RAL estimators. Here we extend it to the data fusion setting with both individual data and summary statistics. The proof follows from Bickel et al. (1993), the innovation here is that we incorporate the external summary statistics, which is different from the i.i.d case considered in classical semiparametric theory. Theorem 1 asserts that the asymptotic distribution of any data-fused RAL estimator $T_n(\tilde{\beta})$ can be decomposed into two independent parts Δ_0 and S_0 , where S_0 follows a normal distribution. We have $n^{1/2}\{T_n(\tilde{\beta}) - \tau\} \rightarrow \Delta_0 + S_0$ and $\text{var}(\Delta_0 + S_0) = \text{var}(\Delta_0) + \text{var}(S_0) \geq \text{var}(S_0) = B$, which is a lower bound for the asymptotic variance of any data-fused RAL estimator $T_n(\tilde{\beta})$.

Theorem 2. *Under Assumptions 1, 2 and regularity Condition 1 in Supplementary Material, the efficiency bound for data-fused RAL estimators given in Definition 2 is*

$$B = E(\phi_e \phi_e^T) - E(\phi_e \eta_e^T) \{\Sigma_1 / \rho + E(\eta_e \eta_e^T)\}^{-1} E(\phi_e \eta_e^T)^T. \quad (2)$$

Note that when only internal data are available, the efficiency bound is $E(\phi_e \phi_e^T)$. Theorem 2 suggests that the efficiency bound does not increase with the inclusion of external summary statistics. However, B is larger than $E(\phi_e \phi_e^T) - E(\phi_e \eta_e^T) \{E(\eta_e \eta_e^T)\}^{-1} E(\phi_e \eta_e^T)^T$, which is the efficiency bound when β is known. This indicates that $\tilde{\beta}$ provides no more information than the true value of β for estimating τ , and B reduces to the latter as $\rho \rightarrow +\infty$. The efficiency bound B also depends on the efficiency of $\tilde{\beta}$, captured by Σ_1 ; specifically, B increases as Σ_1 increases. To benchmark the efficiency bound with summary statistics, the following result describes the efficiency bound under Assumption 2 when the individual data in external data are also available.

Theorem 3. *Suppose we have individual data (Z_1, \dots, Z_n) , (W_1, \dots, W_m) for both the internal and external studies and Assumption 2 holds, and $m/n \rightarrow \rho \in (0, +\infty)$. Then the semiparametric efficiency bound for τ is*

$$E(\phi_e \phi_e^T) - E(\phi_e \eta_e^T) \{\Sigma_{1,e} / \rho + E(\eta_e \eta_e^T)\}^{-1} E(\phi_e \eta_e^T)^T, \quad (3)$$

where $\Sigma_{1,e}$ is the efficiency bound for β in the external data.

The only difference between efficiency bounds (3) and (2) is that Σ_1 in (2) is replaced by $\Sigma_{1,e}$

in (3). Note that $\Sigma_{1,e} \leq \Sigma_1$ as $\Sigma_{1,e}$ is the efficiency bound for β in the external dataset and Σ_1 is the asymptotic variance of some RAL estimator of β . The strict inequality holds when $\tilde{\beta}$ is an inefficient estimator of β based on the external data. Thus, the bound with external individual data is smaller or at least equal to that with external summary statistics. Therefore, in practice it is best to report and to integrate an efficient summary statistic, which enjoys both the ease in data collection, computation and the full use of the external study without efficiency loss. Otherwise, integrating an inefficient summary statistic can lead to efficiency loss, compared to the situation when external individual data are available. Although, the potential efficiency loss is less pronounced when the external study has a much larger sample size than the internal study, i.e., ρ is large. Theorem 2 also shows that external summary statistics bring no efficiency gain if $E(\phi_e \eta_e^T) = 0$, in which case, knowing β does not benefit the estimation of τ . This happens if P_0 factorizes as $P_0(Z) = f_1(Z)f_2(Z)$ and $\tau(P_0) = \tau(f_1), \beta(P_0) = \beta(f_2)$, i.e., τ and β are functionals of variationally independent components of the internal data distribution.

Applying Theorem 2 to the estimation of the generalized linear model, we have the following proposition that provides a formal justification of the result conjectured by Zhang et al. (2020).

Proposition 2. *Suppose $P_0 = P_1$ and $E(Y \mid X_1, X_2) = g^{-1}(X_1^T \tau + X_2^T \zeta)$ with g being the canonical link function. Suppose in the external study $g^{-1}(X_2^T \beta)$ is used as a working model for $E(Y \mid X_2)$ and β is estimated by solving estimating equation $\hat{E}_1[X_2\{Y - g^{-1}(X_2^T \beta)\}] = 0$. Here \hat{E}_1 means the empirical mean in the external study. Then the resultant estimator $\tilde{\beta}$ does not bring efficiency gain for estimating τ .*

The proposed methods can be extended to integrate summary statistics from multiple external studies. Suppose there are S independent external studies. The s -th ($1 \leq s \leq S$) study has m_s observations from population P_s and provides summary statistics $\tilde{\beta}_s$ on a functional $\beta_s(P_s)$. Define $\tilde{\beta}_{[S]} = (\tilde{\beta}_1^T, \dots, \tilde{\beta}_S^T)^T$. Then, we have the following result.

Theorem 4. *Suppose $m_s/n \rightarrow \rho_s \in (0, \infty)$, $m_s^{1/2}\{\tilde{\beta}_s - \beta_s(P_s)\} \rightarrow N(0, \Sigma_s)$ for $s = 1, \dots, S$, $(\beta_1^T(P_1), \dots, \beta_S^T(P_S))^T = (\beta_1^T(P_0), \dots, \beta_S^T(P_0))^T =: \beta_{[S]}(P_0)$, and regularity Condition 3 in*

Supplementary Material holds. Denote the efficient influence function for $\beta_{[S]}(P_0)$ by $\eta_{e,[S]} = (\eta_{e,1}^T, \dots, \eta_{e,S}^T)^T$. Then the data-fused efficiency bound for τ is

$$E(\phi_e \phi_e^T) - E(\phi_e \eta_{e,[S]}^T) \{ \Sigma_{[S]} + E(\eta_{e,[S]} \eta_{e,[S]}^T) \}^{-1} E(\phi_e \eta_{e,[S]}^T)^T,$$

where $\Sigma_{[S]} = \text{diag}(\Sigma_1/\rho_1, \dots, \Sigma_S/\rho_S)$.

The proof of Theorem 4 is analogous to that of Theorem 2 and is omitted.

Remark 1. Suppose the summary statistics $\tilde{\beta}_{S+1}$ is available from the $(S+1)$ -th external study with sample size m_{S+1} , $m_{S+1}/n \rightarrow \rho_{S+1} \in (0, \infty)$, $m_{S+1}^{1/2} \{ \tilde{\beta}_{S+1} - \beta_{S+1}(P_{S+1}) \} \rightarrow N(0, \Sigma_{S+1})$, and $\beta_{S+1}(P_{S+1}) = \beta_{S+1}(P_0)$. Let $\eta_{e,S+1}$ be the efficient influence function for $\beta_{S+1}(P_0)$ based on the internal data. In Supplementary Material, we show that, compared to the efficiency bound in Theorem 4, an additional summary statistic $\tilde{\beta}_{S+1}$ leads to efficiency gain of

$$E(\phi_e e_{S+1}^T) \{ E(e_{S+1} e_{S+1}^T) + \Sigma_{S+1}/\rho_{S+1} \}^{-1} E(\phi_e e_{S+1}^T)^T, \quad (4)$$

where $e_{S+1} = \eta_{e,S+1} - E(\eta_{e,S+1} \eta_{e,[S]}^T) \{ \Sigma_{[S]} + E(\eta_{e,[S]} \eta_{e,[S]}^T) \}^{-1} (\eta_{e,[S]} + \epsilon_{[S]})$ is the residual of projecting $\eta_{e,S+1}$ onto the linear space spanned by $\eta_{e,[S]} + \epsilon_{[S]}$ and $\epsilon_{[S]}$ is an independent random vector following $N(0, \Sigma_{[S]})$. From the perspective of study design, an estimate or approximation of (4) is useful for choosing the summary statistics for data fusion.

3.3 An Efficient Data-fused Estimator

Let $\hat{\beta}_e^I$ denote the efficient estimator of β and $\hat{\tau}_e^I$ the efficient estimator of τ based only on internal individual data. Recall that $\hat{\Sigma}_{\phi\eta}$, $\hat{\Sigma}_{\eta\eta}$ are consistent estimators of $E(\phi_e \eta_e^T)$, $E(\eta_e \eta_e^T)$ based on the internal data, respectively, and $\hat{\Sigma}_1$ is a consistent estimator of Σ_1 . Motivated by Theorem 1, we propose the following data-fused estimator:

$$\hat{\tau}_e = \hat{\tau}_e^I - \hat{\Sigma}_{\phi\eta} \left(\hat{\Sigma}_1/\rho + \hat{\Sigma}_{\eta\eta} \right)^{-1} (\hat{\beta}_e^I - \tilde{\beta}). \quad (5)$$

Theorem 5. Under Assumptions 1, 2, and regularity Condition 2 in Supplementary Material, we have $n^{1/2}(\hat{\tau}_e - \tau)$ is asymptotically normal with asymptotic variance equal to the semiparametric efficiency bound B in (2).

Theorem 5 shows that $\hat{\tau}_e$ attains the efficiency bound for estimating a general functional in

semiparametric or nonparametric models when both internal individual data and external summary statistics are available. This generalizes previous results (Zhang et al., 2020) on parameter estimation in parametric models. We refer to $\hat{\tau}_e$ as the data-fused efficient estimator. This estimator is at least as efficient as any RAL estimator using only internal data, and thus, resolves the efficiency paradox. The estimator $\hat{\tau}_e$ has a closed form, which facilitates computation in many settings where the efficient influence functions ϕ_e and η_e are readily available and easy to compute. In particular, the efficient influence functions are easy to handle in the examples presented in the main text and Supplementary Material, as well as in many other important applications (Tsiatis, 2006). In addition, under a generic parametric model $f(y \mid x; \tau)$ for the conditional density of outcome Y given covariates X that includes many practically important models such as generalized linear models, and the models considered by Chatterjee et al. (2016), Zhang et al. (2020), Zhang et al. (2022), Zhai and Han (2022), and Zhai and Han (2024), the efficient influence functions can be derived provided that $\tilde{\beta}$ is the solution of some external data-based estimating equation; see Section S6 in Supplementary Material for more details. However, we caution that the calculation of efficient influence functions may be difficult in complicated semiparametric models such as those with missing covariates or complex censoring. Additional theoretical or computational efforts are required to apply the proposed method in these scenarios.

Remark 2. *The data-fused efficient influence function described after Theorem 1 may involve complex nuisance functions, e.g., $\mu_1(X)$, $\mu_0(X)$, and $p(X)$ in Example 1. Fortunately, it is Neyman orthogonal (Chernozhukov et al., 2018), provided that the efficient influence functions ϕ_e and η_e in the internal study are Neyman orthogonal—a condition met by many estimands (Chernozhukov et al., 2018; Kennedy, 2024). This enables the use of flexible machine learning methods such as neural networks to estimate nuisance functions without compromising the validity of inference, provided these estimators converge at appropriate rates (e.g., faster than $n^{-1/4}$) and cross-fitting is employed. See Supplementary Material S5 for simulation results when neural networks are used to estimate nuisance functions.*

Denote the asymptotic covariance of $(\hat{\tau}_e^I, \hat{\beta}_e^I)$ by

$$\Sigma = \begin{Bmatrix} E(\phi_e \phi_e^T) & E(\phi_e \eta_e^T) \\ E(\eta_e \phi_e^T) & E(\eta_e \eta_e^T) \end{Bmatrix}.$$

The estimator $\hat{\tau}_e$ in (5) and its asymptotic variance are determined once we obtain $(\hat{\tau}_e^I, \hat{\beta}_e^I, \hat{\Sigma})$ and $(\tilde{\beta}, \hat{\Sigma}_1)$, where $\hat{\Sigma}$ is a consistent estimator of Σ . Specifically, let $\hat{\Sigma}_{\phi\phi}$ be a consistent estimator of $E(\phi_e \phi_e^T)$. The asymptotic variance of $\hat{\tau}_e$ can be estimated by $\hat{\Sigma}_{\phi\phi} - \hat{\Sigma}_{\phi\eta} \left(\hat{\Sigma}_1 / \rho + \hat{\Sigma}_{\eta\eta} \right)^{-1} \hat{\Sigma}_{\phi\phi}^T$. The estimators $(\hat{\tau}_e^I, \hat{\beta}_e^I, \hat{\Sigma})$ can be obtained with internal individual data, $\tilde{\beta}$ is available from external data, and $\hat{\Sigma}_1$ is routinely reported as summary statistics together with $\tilde{\beta}$. One can also consistently estimate Σ_1 using internal data if P_1 is a marginal distribution of P_0 and the method for estimating $\tilde{\beta}$ is known. Otherwise, one can use a positive-definite working matrix Ω for Σ_1 without compromising consistency of $\hat{\tau}_e$, but in this case, there is no guarantee of efficiency gain from external summary statistics. Additional discussion on the choice of the working covariance matrix and the efficiency is provided in the proof of Proposition 3 in Supplementary Material.

If β is the same functional as τ , then $\hat{\tau}_e$ reduces to

$$\frac{\hat{\tau}_e^I / \widehat{\text{var}}(\hat{\tau}_e^I) + \tilde{\beta} / \widehat{\text{var}}(\tilde{\beta})}{1 / \widehat{\text{var}}(\hat{\tau}_e^I) + 1 / \widehat{\text{var}}(\tilde{\beta})},$$

which is the well-known inverse variance weighted estimator in meta-analysis (Lin and Zeng, 2010). The estimator $\hat{\tau}_e$ can be viewed as a calibration estimator where the external summary statistics $\tilde{\beta}$ are used to calibrate the internal data-based efficient estimator $\hat{\tau}_e^I$. Calibration is a standard technique used in survey sampling for efficiency improvement with auxiliary information. Chen and Chen (2000), Wang and Wang (2015) and Yang and Ding (2020) considered calibration with validation data in the contexts of measurement error and confounding adjustment, where the validation dataset contains individual random samples from the internal data. In contrast, here we consider the situation where only summary statistics are available from the external study and the external data are not necessarily random samples from the internal population.

The estimator $\hat{\tau}_e$ can also be viewed as a generalization of the confidence density estimator (Liu et al., 2015) which only employs summary statistics $(\hat{\tau}_e^I, \hat{\beta}_e^I, \hat{\Sigma})$ and $(\tilde{\beta}, \hat{\Sigma}_1)$ to estimate τ .

Proposition 3. Given $(\hat{\tau}_e^I, \hat{\beta}_e^I, \hat{\Sigma})$ and $(\tilde{\beta}, \hat{\Sigma}_1)$, then for some $\hat{\beta}$,

$$(\hat{\tau}_e, \hat{\beta}) = \arg \min_{\tau, \beta} \left\{ \begin{pmatrix} \hat{\tau}_e^I - \tau \\ \hat{\beta}_e^I - \beta \end{pmatrix}^T \hat{\Sigma}^{-1} \begin{pmatrix} \hat{\tau}_e^I - \tau \\ \hat{\beta}_e^I - \beta \end{pmatrix} + \rho(\tilde{\beta} - \beta)^T \hat{\Sigma}_1^{-1}(\tilde{\beta} - \beta) \right\}. \quad (6)$$

The confidence density approach of Liu et al. (2015) concerns the estimation of parameters in a parametric model with summary statistics whose probability limit has a completely known functional relationship to the parameters of interest. Here however, we consider the estimation of a general functional in semiparametric models and the availability of internal individual data of the internal population obviates the need to know the explicit functional relationship between the probability limit of the summary statistics and the parameter of interest. For illustration, we apply our estimation method to the causal inference problem in Example 1.

Example 2 (Continuation of Example 1). Suppose in addition to individual samples on $Z = (D, X, Y) \sim P_0$ in the internal study, we also have the ordinary least squares estimate $\tilde{\beta}$ of $\beta = \{E(VV^T)\}^{-1}E(VY)$ obtained from the linear regression of Y on $V = (1, X^T, D)^T$ in the external study. Suppose $P_1 = P_0$. The efficient influence function for β using only internal data is $\eta_e = \{E(VV^T)\}^{-1}V(Y - V^T\beta)$. Given $(\hat{\tau}_e^I, \phi_e)$ described in Example 1 and $\hat{\beta}_e^I$ by regressing Y on V in the internal data, we have

$$\hat{\tau}_e = \hat{\tau}_e^I - \frac{m}{m+n} \left[\hat{E}\{\phi_e(Y - V^T\hat{\beta}_e^I)V\} \right]^T \left[\hat{E}\{(Y - V^T\hat{\beta}_e^I)^2 V^T V\} \right]^{-1} \hat{E}(VV^T)(\hat{\beta}_e^I - \tilde{\beta}).$$

4 Adaptive Fusion in the Presence of Population Heterogeneity

4.1 An Adaptive Fusion Estimator

In practice, there may well be heterogeneity between populations in different studies. In the presence of population heterogeneity, the external summary statistics may only be partially transportable or untransportable, i.e., Assumption 2 may fail for some or all the components of $\beta(\cdot)$. In this case, the integration of summary statistics as in (5) will introduce bias. Specifically, we have $\hat{\tau}_e - \tau \rightarrow E(\phi_e \eta_e^T) \{\Sigma_1 / \rho + E(\eta_e \eta_e^T)\}^{-1} h$, in probability, where $h = \beta(P_1) - \beta(P_0)$ is the heterogeneity parameter leading to non-negligible bias of $\hat{\tau}_e$. To mitigate this problem, we construct a robust estimator that can effectively use the transportable components of the external summary

statistics to improve the efficiency while keeping invulnerable to untransportable components.

Let $\mathcal{A} = \{j : \beta_j(P_0) = \beta_j(P_1), j = 1, \dots, q\}$ denote the set of transportable external summary statistics. If such a set is known a priori, an oracle estimator could be obtained by incorporating only this subset of external summary statistics, $\tilde{\beta}_{\mathcal{A}}$, utilizing the efficient data-fusion method proposed in (5). Let $\hat{\tau}_{\text{orc}} = \hat{\tau}_{\text{e}}^{\mathcal{A}}$ denote such an oracle estimator and $B^{\mathcal{A}} = E(\phi_{\text{e}}\phi_{\text{e}}^{\text{T}}) - E(\phi_{\text{e}}\eta_{\text{e},\mathcal{A}}^{\text{T}}) \{\Sigma_{1,\mathcal{A}}/\rho + E(\eta_{\text{e},\mathcal{A}}\eta_{\text{e},\mathcal{A}}^{\text{T}})\}^{-1} E(\phi_{\text{e}}\eta_{\text{e},\mathcal{A}}^{\text{T}})^{\text{T}}$ denote its asymptotic variance. In practice, \mathcal{A} is unknown. One can first select the transportable components based on $\tilde{\beta} - \hat{\beta}_{\text{e}}^{\text{I}}$ and then construct the data-fused estimator using the selected component. However, such a select-and-fuse procedure leads to an estimator that is discontinuous with respect to the observed data. The discontinuity is undesirable and can diminish the numerical stability of the procedure in practice (Fan and Li, 2001). To resolve the problem, we propose an adaptive fusion estimator that is continuous with respect to the observed data and shares the same asymptotic distribution as the oracle estimator. Specifically, let

$$\hat{a}_j^2 = \max \left\{ 0, 1 - \lambda |\tilde{\beta}_j - \hat{\beta}_{\text{e},j}^{\text{I}}|^{\alpha} \right\}$$

for $j = 1, \dots, q$ where $\lambda, \alpha > 0$ are tuning parameters. Let $\hat{A} = \text{diag}\{\hat{a}_1^2, \dots, \hat{a}_q^2\}$ and $\hat{a} = (\hat{a}_1, \dots, \hat{a}_q)$. The adaptive fusion estimator is defined as

$$\hat{\tau}_{\text{adf}} = \hat{\tau}_{\text{e}}^{\text{I}} - \hat{\Sigma}_{\phi\eta} \hat{A} \left\{ \left(I - \hat{A} + \hat{a}\hat{a}^{\text{T}} \right) \odot \left(\hat{\Sigma}_1/\rho + \hat{\Sigma}_{\eta\eta} \right) \right\}^{-1} (\hat{\beta}_{\text{e}}^{\text{I}} - \tilde{\beta}), \quad (7)$$

where \odot denotes the element-wise product and I is the identity matrix. The adaptive fusion estimator $\hat{\tau}_{\text{adf}}$ leverages $\{\hat{a}_j\}_{j=1}^q$ to adaptively control the incorporation of the external summary statistics. Under regularity conditions, the $\hat{\tau}_{\text{adf}}$ possesses the following “oracle” property.

Theorem 6. *Under Assumption 1, if $\lambda \rightarrow \infty$, $\lambda n^{-\alpha/2} \rightarrow 0$, and regularity Condition 2 in Supplementary Material, we have $\hat{\tau}_{\text{adf}}$ has the same asymptotic distribution as $\hat{\tau}_{\text{orc}}$ and $n^{1/2}(\hat{\tau}_{\text{adf}} - \tau) \rightarrow N(0, B^{\mathcal{A}})$.*

Theorem 6 shows that the adaptive fusion estimator $\hat{\tau}_{\text{adf}}$ retains consistency and asymptotic normality even if $\tilde{\beta}$ contains untransportable components, and it is asymptotically as efficient as

the oracle estimator $\hat{\tau}_{\text{orc}}$. The asymptotic variance B^A can be consistently estimated by

$$\hat{\Sigma}_{\phi\phi} - \hat{\Sigma}_{\phi\eta} \hat{A} \left\{ \left(I - \hat{A} + \hat{a}\hat{a}^T \right) \odot \left(\hat{\Sigma}_1/\rho + \hat{\Sigma}_{\eta\eta} \right) \right\}^{-1} \hat{A} \hat{\Sigma}_{\phi\eta}^T.$$

Zhai and Han (2022) have previously proposed a penalized constrained maximum likelihood method for the fusion of internal individual data and possibly untransportable summary statistics; however, they focused on inference about parameters in a parametric conditional density model and ignored the uncertainty of external summary statistics, which may lead to efficiency loss as discussed at the end of Section 2. In contrast, our method applies to a general functional in semiparametric models and accounts for the uncertainty of external summary statistics, which can achieve the semiparametric efficiency bound of combining individual data and summary statistics. In addition, our estimator enjoys a closed form, which bypasses sophisticated programming and computation and can be easily implemented provided that all the efficient influence functions in the estimator are available and easy-to-compute. Recently, Zhai and Han (2024) modified the method of Zhai and Han (2022) and proposed the dPCML method to account for the uncertainty of external summary statistics while accommodating untransportable summary statistics under the conditional density model. However, it does not achieve the semiparametric efficiency bound in general in the presence of untransportable summary statistics. Please refer to the discussions before Remark 4 in Section S6 in Supplementary Material for more details.

For the choice of the tuning parameters, we set $\alpha = 4$ and $\lambda = cn^{1/2}$, which meet the requirement of Theorem 6. As a thumb of rule, we adopt the cross-validation method to choose the constant term c . Specifically, we split the full internal data into $K \geq 2$ balanced subsets. Given a candidate set \mathcal{C} for c , we propose to select c using the cross-validation procedure summarized in Algorithm 1. We set $K = 3$ and $\mathcal{C} = \{1/5, 1/4, \dots, 1, \dots, 5\}$ in the simulation and real data analysis.

4.2 A Re-bootstrap Procedure to Improve Finite Sample Coverage

Theorem 6 establishes the asymptotic distribution of $\hat{\tau}_{\text{adf}}$. The result is obtained by treating the difference $h_j = \beta_j(P_1) - \beta_j(P_0)$ as fixed for $j = 1, \dots, q$ when the sample size n is large. Thus,

Algorithm 1: Cross validation method for selecting c .

for $c \in \mathcal{C}$ **do**

for $k = 1, \dots, K$ **do**

 Compute the internal data-based efficient estimator $\hat{\tau}_{e,(k)}^I$ using the observations in the k -th subset ;

 Compute the adative fusion estimator $\hat{\tau}_{\text{adf},(k)}^{(c)}$ based on the external summary statistics $\tilde{\beta}$ and all internal data except for the k -th subset using the tuning parameter $\lambda = cn^{1/2}$;

end

end

Select

$$c_* = \arg \min_{c \in \mathcal{C}} \frac{1}{K} \sum_{k=1}^K \left\{ \hat{\tau}_{e,(k)}^I - \hat{\tau}_{\text{adf},(k)}^{(c)} \right\}^2.$$

the difference h_j , if non-zero, asymptotically dominates the estimation error of $\tilde{\beta}_j - \hat{\beta}_{e,j}^I$ as $n \rightarrow \infty$. This dominance ensures that one can consistently determine whether the summary statistics are transportable or not, which is essential for the oracle property in Theorem 6. However, the asymptotic distribution may not accurately approximate the actual distribution of $\hat{\tau}_{\text{adf}}$ when h_j is of a similar magnitude as the estimation error of $\tilde{\beta}_j - \hat{\beta}_{e,j}^I$ for some $j \in \{1, \dots, q\}$, i.e., $|h_j| \asymp n^{-1/2}$. In real data fusion problems, the observed difference $\tilde{\beta}_j - \hat{\beta}_{e,j}^I$ is usually of the similar magnitude as its standard error. For example, $\tilde{\beta} - \hat{\beta}_e^I \approx -0.023$ and its standard error is approximately 0.054 in the real data example considered in Section 6. In this case, it is possible that the mean of $\tilde{\beta}_j - \hat{\beta}_{e,j}^I$ is of the same magnitude as its standard error, i.e., $h_j \asymp n^{-1/2}$. The above scenario, referred to as moderate heterogeneity, may lead to undercoverage of the confidence intervals based on the asymptotic distribution in Theorem 6. See Section 5.3 for a numerical illustration of this issue. We provide theoretical analyses of this issue in Section S7 of Supplementary Material.

In this section, we propose a re-bootstrap procedure to mitigate the undercoverage issue in fi-

nite samples. We aim to construct the confidence interval for τ_j for some $j = 1, \dots, p$ based on the estimator $\hat{\tau}_{\text{adf},j}$. For $j = 1, \dots, p$ and $0 < z < 1$, let $q_j(z; h)$ denote the z -quantile of the distribution of $\hat{\tau}_{\text{adf},j} - \tau_j$, which may depend on the heterogeneity parameter $h = (h_1, \dots, h_q)^T$. Consequently, $[\hat{\tau}_{\text{adf},j} - q_j(1 - z/2; h), \hat{\tau}_{\text{adf},j} - q_j(z/2; h)]$ forms a valid $1 - z$ confidence interval for τ_j . Since $\hat{\tau}_{\text{adf},j} - \tau_j$ is a function of $\hat{\tau}_e^I - \tau$ and $\hat{\beta}_e^I - \tilde{\beta}$, the quantile $q_j(z; h)$ is thus a functional of the distribution of these two quantities. The moderate heterogeneity does not invalidate the normal approximation for $\hat{\tau}_e^I - \tau$ and $\hat{\beta}_e^I - \tilde{\beta}$, but it may affect the mean of $\hat{\beta}_e^I - \tilde{\beta}$, which is approximately equal to h . Therefore, the quantile $q_j(z; h)$ can be estimated by the bootstrap quantile $\hat{q}_j(z; h)$, which is obtained based on the bootstrap counterparts of $\hat{\tau}_e^I - \tau$ and $\hat{\beta}_e^I - \tilde{\beta}$ generated from a joint normal distribution that depends on h . See Section S7.2 of Supplementary Material for more details. The remaining challenge for inference is the unknown heterogeneity parameter h . Although $\tilde{\beta} - \hat{\beta}_e^I$ is a \sqrt{n} -consistent estimator of h , the estimation error of $\tilde{\beta} - \hat{\beta}_e^I$ has a comparable scale to the quantile $q_j(z, h)$ and hence non-negligible. To improve the robustness against this estimation error, we propose to calculate bootstrap quantiles under multiple reasonable candidate values for the heterogeneity parameter and use the most conservative quantile to construct the confidence interval. To generate these candidate values, we sample from the asymptotic confidence distribution $N(\tilde{\beta} - \hat{\beta}_e^I, \hat{\Sigma}_1/m + \hat{\Sigma}_{\eta\eta}/n)$ of h , which is induced by the asymptotic likelihood function of h as suggested by Xie and Singh (2013), and make some calibration to the sampled heterogeneity parameters. Further details are deferred to Section S7.2 of Supplementary Material. The resulting candidate heterogeneity parameters are denoted as $\hat{h}_{\text{cal}}^{(r)}$ for $r = 1, \dots, \bar{r}$, where \bar{r} is a user-specified integer. The confidence interval for τ_j is then constructed as $[\hat{\tau}_{\text{adf},j} - \max_{r=1, \dots, \bar{r}} \hat{q}_j(1 - z/2; \hat{h}_{\text{cal}}^{(r)}), \hat{\tau}_{\text{adf},j} - \min_{r=1, \dots, \bar{r}} \hat{q}_j(z/2; \hat{h}_{\text{cal}}^{(r)})]$.

The above procedure constructs the confidence interval using the most conservative quantile derived from multiple candidate values. The quantiles $q_j(z/2; h)$ and $q_j(1 - z/2; h)$ are continuous functions of h due to the continuity of the adaptive fusion estimator with respect to the observed data. If the number of candidate values \bar{r} is large, then with high probability, there exists some

candidate value that is extremely close to the true heterogeneity parameter h (Guo, 2023), making the resulting quantiles very close to the true quantiles. Thus, the coverage rate can be ensured by adopting the most conservative quantile among those derived from \bar{r} different candidate values. On the other hand, the candidate values are designed to lie within a small neighborhood of h , ensuring that the quantiles calculated from these values are likely to be similar. This prevents the confidence interval from being overly conservative. The desired properties of the re-bootstrap procedure are confirmed by our numerical results in Section 5.3. The computation cost of the re-bootstrap procedure mainly arises from simulating bootstrap quantiles under multiple candidate heterogeneity parameters. The computation complexity of the re-bootstrap procedure grows linearly in the number of candidate values \bar{r} , which is computationally feasible given that \bar{r} is not required to be very large. Simulations in Supplementary Material S5 show that the resulting confidence interval only changes slightly with different choices of \bar{r} (10, 20, 50) under multiple sample sizes.

5 Numerical Experiments

5.1 Simulation with Transportable Summary Statistics

We conduct simulation studies to evaluate the performance of the proposed estimators. We consider different scenarios with transportable and untransportable external summary statistics, respectively. In Scenario I, a triplet of treatment D , outcome Y and covariate X are generated as follows in both the internal and external data:

$$X \sim N(0, 0.6), \quad \text{pr}(D = 1 \mid X) = \text{expit}(1 - X/2),$$

$$Y = 1 + X + DX^2 + D\varepsilon_1 + (1 - D)\varepsilon_0, \quad (\varepsilon_0, \varepsilon_1) \perp\!\!\!\perp (X, D),$$

where $\varepsilon_1 \sim N(0, 4)$, $\varepsilon_0 \sim N(0, 0.5)$ and $\text{expit}(x) = 1/\{1 + \exp(-x)\}$. We consider two internal sample sizes $n = 200$ and 500 and the external sample size m increases from 200 to 2000. The functional of interest τ is the treatment effect of D on Y . Following Example 2 we use the internal individual data and the ordinary least squares estimate $\tilde{\beta}$ obtained by regressing Y on $(1, X^\top, D)^\top$ in the external study for estimating τ . We implement four estimators, (i) INT: $\hat{\tau}_e^I$ using only internal data; (ii) PRM: the primitive estimator ignoring uncertainty of $\tilde{\beta}$; (iii) EFF: the data-fused efficient

estimator $\hat{\tau}_e$; (iv) KNW: the efficient estimator knowing the true value of β . The GIM estimator by Zhang et al. (2020) does not apply to the causal effect functional, and we do not implement it.

We replicate 1000 simulations. Figure 1 shows the boxplot of different estimators. Table 1 shows root mean squared error (RMSE), average standard error and coverage probability of the four estimators under different external sample sizes. The PRM estimator improves efficiency against $\hat{\tau}_e^I$ only if the external sample size is large relative to that of internal data ($m > n$), otherwise (e.g., when $n = 500$ and $m = 200$) efficiency loss emerges. The EFF estimator outperforms the INT and PRM estimators and ensures efficiency gain under all sample sizes. The EFF estimator is less efficient than the KNW estimator, but the KNW estimator is not feasible in practice because one does not know β . The confidence interval based on the infeasible KNW estimator has the undercoverage issue when $n = 200$, probably due to the gap between the asymptotic and finite-sample distributions when n is small. The undercoverage issue is mitigated when $n = 500$. For all other methods, coverage probabilities of the 95% confidence intervals are close to the nominal level.

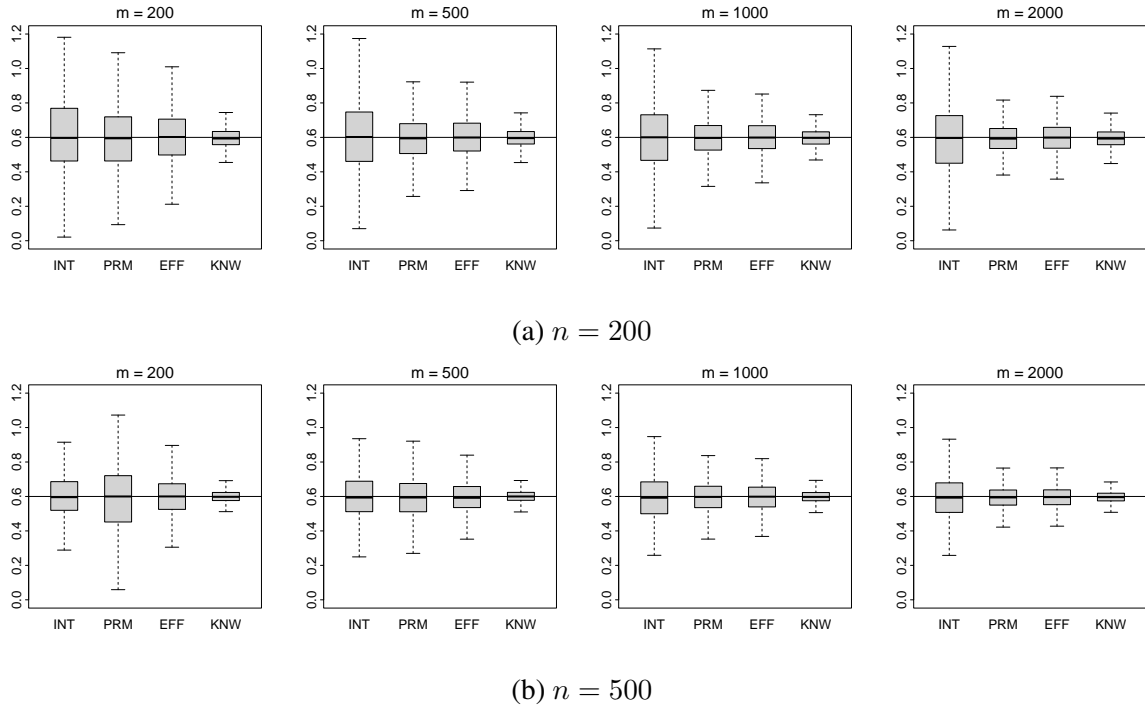


Figure 1: Boxplots of various estimators in Scenario I. The horizontal line marks the true value.

Table 1: RMSE, average standard error (ASE) and coverage probability of 95% confidence interval (CP) for Scenario I. All numbers are multiplied by 100

		$m = 200$			$m = 500$			$m = 1000$			$m = 2000$		
		RMSE	ASE	CP	RMSE	ASE	CP	RMSE	ASE	CP	RMSE	ASE	CP
$n = 200$	INT	21.33	20.24	94.4	20.70	20.23	94.6	20.16	20.27	94.5	19.75	20.24	95.8
	PRM	18.97	20.33	96.3	13.08	13.65	95.1	10.32	10.5	94.8	8.67	8.43	94.2
	EFF	15.37	14.90	93.6	12.01	11.89	94.1	10.09	9.88	94.3	8.69	8.24	94.2
	KNW	6.14	5.63	87.2	6.09	5.65	86.4	5.69	5.73	87.9	6.10	5.71	88.5
		RMSE	ASE	CP	RMSE	ASE	CP	RMSE	ASE	CP	RMSE	ASE	CP
$n = 500$	INT	12.51	12.83	95.5	13.06	12.86	94.8	13.11	12.85	95.1	12.94	12.83	93.9
	PRM	19.09	19.76	96.2	12.32	12.88	96.4	9.48	9.43	95.2	6.65	7.07	96.1
	EFF	10.90	11.00	94.8	9.53	9.42	94.8	8.22	7.93	94.3	6.40	6.51	95.2
	KNW	3.54	3.38	91.9	3.57	3.46	91.0	3.54	3.42	91.0	3.37	3.37	92.6

We conduct additional simulations that use neural networks and cross-fitting to construct the data-fused efficient estimator. The results using neural networks are comparable to the results using correctly specified parametric models for both the propensity score model and the outcome regression model. Please refer to Section S5 in Supplementary Material for more details.

5.2 Simulation with Partially Transportable Summary Statistics

In Scenario II, we consider data fusion with partially transportable external summary statistics. We generate (Y, X_1, X_2) in the internal data and (Y, X_1, \tilde{X}_2) in the external data as follows:

$$Y = X_1\tau_1 + X_2\tau_2 + \varepsilon_1, \quad (X_1, X_2)^T \sim N \left\{ \begin{pmatrix} 0 \\ 0 \end{pmatrix}, \begin{pmatrix} 1 & 0.6 \\ 0.6 & 1 \end{pmatrix} \right\},$$

$$\tilde{X}_2 = X_2 + \varepsilon_2, \quad \varepsilon_1 \sim N(0, 4), \quad \varepsilon_2 \sim N(0, 1).$$

where \tilde{X}_2 in the external data is viewed as a surrogate of X_2 with measurement error. The internal sample size is $n = 500$ and the external sample size is $m = 2000$. Let $\tilde{\beta} = (\tilde{\beta}_1, \tilde{\beta}_2)$ be the ordinary least squares estimate obtained from the external data by regressing Y on X_1 and \tilde{X}_2 separately.

We use the internal individual data and $\tilde{\beta}$ to estimate $\tau = (\tau_1, \tau_2)^T$. We implement five estimation methods: (i) INT: $\hat{\tau}_e^I$ using only internal data; (ii) ORC: the oracle estimator using internal data and only $\tilde{\beta}_1$; (iii) ADF: the adaptive fusion estimator $\hat{\tau}_{\text{adf}}$; (iv) EFF: the efficient estimator $\hat{\tau}_e$ in (5) using both $\tilde{\beta}_1$ and $\tilde{\beta}_2$; (v) GIM: the estimator of Zhang et al. (2020).

We replicate 1000 simulations. Figure 2 shows the boxplot of different estimators. Table 2 shows the RMSE, average standard error, and coverage probability of different estimators. The GIM and EFF estimators exhibit large RMSE due to the inclusion of the untransportable component of the summary statistics. In contrast, the ADF estimator can adaptively select and use the transportable component of the external summary statistics; as a result, it performs similarly to the oracle estimator, both showing negligible bias. Besides, the ADF estimator of τ_1 has smaller variance than the INT estimator while the ADF estimator of τ_2 does not enjoy the efficiency gain, which is consistent with our analysis in Example 3. Coverage probabilities of the 95% confidence intervals are close to the nominal level for INT, ORC and ADF estimators; while for EFF and GIM estimators, the coverage probabilities are close to zero due to the bias introduced by the untransportable component.

We also evaluate the performance of these estimators when the external data have accurate measurements of X_2 , in which case, $\tilde{\beta}_2$ is also transportable. Figure 3 shows the boxplot of different estimators. Table 3 shows the RMSE, average standard error and coverage probability of the five estimators. In this setting, the ORC, ADF, EFF, and GIM estimators exhibit similar performance, indicating that the ADF estimator has minimal efficiency loss when all the components are transportable. Overall, we recommend the ADF estimator because it is statistically efficient, computationally convenient and empirically robust against untransportable external summary statistics.

Table 2: RMSE, ASE and CP for Scenario II with partially transportable summary statistics. All numbers are multiplied by 100

	τ_1			τ_2		
	RMSE	ASE	CP	RMSE	ASE	CP
INT	11.14	11.17	94.0	11.20	11.18	95.3
ORC	8.33	8.32	94.8	11.20	11.12	94.7
ADF	8.43	8.41	95.3	11.22	11.12	94.8
EFF	42.99	5.01	0.0	82.97	5.01	0.0
GIM	47.42	5.28	0.0	73.45	6.56	0.0

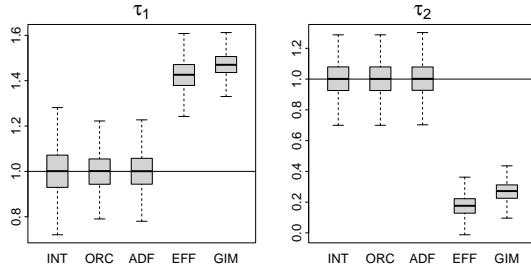


Figure 2: Boxplots of various estimators in Scenario II with partially transportable external summary statistics.

Table 3: RMSE, ASE and CP for Scenario II with transportable summary statistics. All numbers are multiplied by 100

	τ_1			τ_2		
	RMSE	ASE	CP	RMSE	ASE	CP
INT	10.75	11.21	95.7	11.41	11.19	94.8
ORC	6.35	6.75	96.1	6.71	6.72	94.6
ADF	6.50	6.88	96.2	7.04	6.89	94.6
EFF	6.35	6.75	96.1	6.71	6.72	94.6
GIM	6.34	6.77	96.8	6.71	6.74	94.5

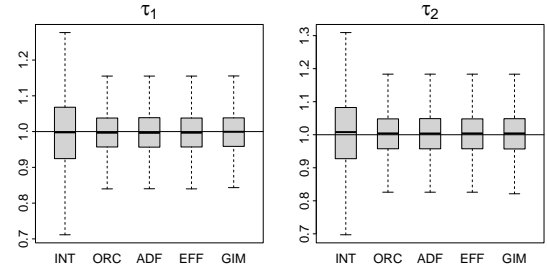


Figure 3: Boxplots of various estimators in Scenario II with transportable external summary statistics.

5.3 Simulation with Moderate Heterogeneity

In the presence of moderate heterogeneity, the confidence interval based on the adaptive fusion estimator may have coverage probability below the nominal coverage rate. In this section, we run simulations under the moderate heterogeneity setting discussed in Section 4.2 where $\beta_1(P_1) = \beta_1(P_0)$ and $|\beta_2(P_1) - \beta_2(P_0)| \asymp n^{-1/2}$. We consider the setting of Scenario II to evaluate the performance of different methods in the presence of moderate heterogeneity. Specifically, we let $\tilde{X}_2 = X_2 + \varepsilon_2$, where $\varepsilon_2 \sim N(0, \sigma^2)$ and $\sigma^2 = Cn^{-1/2}$. Other settings are the same as in Scenario II in the previous section. The results are shown in Table 4.

Table 4: RMSE, average standard error (ASE) and coverage probability (CP) for Scenario II with moderate heterogeneity. All numbers are multiplied by 100

		$C = 0.05$			$C = 1$			$C = 20$		
		RMSE	ASE	CP	RMSE	ASE	CP	RMSE	ASE	CP
τ_1	INT	11.25	11.17	94.2	11.25	11.17	94.2	11.25	11.17	94.2
	ORC	8.27	8.30	94.8	8.27	8.3	94.8	8.27	8.30	94.8
	ADF	6.87	6.92	94.8	7.69	6.96	90.5	8.47	8.42	94.7
	EFF	6.63	6.69	94.4	7.45	6.69	91.9	40.22	6.69	0.0
	GIM	6.62	6.73	94.2	7.51	6.61	91.6	44.85	5.32	0.0
τ_2	INT	11.27	11.17	94.9	11.27	11.17	94.9	11.27	11.17	94.9
	ORC	11.27	11.10	94.4	11.27	11.10	94.4	11.27	11.10	94.4
	ADF	6.83	6.90	95.1	9.42	7.04	86.9	11.27	11.10	94.5
	EFF	6.60	6.69	94.5	9.37	6.69	84.7	77.88	6.69	0.0
	GIM	6.60	6.73	94.3	9.32	6.70	85.2	69.74	6.55	0.0

The simulation results show that the ADF estimator has similar or better performance than the INT and ORC estimators in terms of RMSE and average standard error across all settings. While the RMSEs of the EFF and GIM estimators are smaller than that of the ADF estimator when $C = 0.05$, they become significantly larger when $C = 20$. Confidence intervals based on the INT and ORC estimators can always achieve the nominal level. However, the confidence interval based on the adaptive fusion estimator may have coverage probability below the nominal level, especially when the bias of the external summary statistics is moderate ($C = 1$). In addition, confidence intervals based on the EFF and GIM estimators tend to fall below the nominal level when $C = 1$ and may even be zero when $C = 20$.

Next, we compare the average width and coverage probability of the confidence intervals based on the INT, ORC, ADF, EFF and GIM estimators with that provided by the re-bootstrap (ReBoot) procedure in Section 4.2. We set $\bar{r} = 10$ in this simulation. The results in Table 5 show that

Table 5: Average width (AW) and coverage probability (CP) for Scenario II with moderate heterogeneity. All numbers are multiplied by 100.

		$C = 0.05$		$C = 1$		$C = 20$				$C = 0.05$		$C = 1$		$C = 20$	
		AW	CP	AW	CP	AW	CP			AW	CP	AW	CP	AW	CP
τ_1	INT	43.8	95.0	43.80	95.0	43.80	95.0	τ_2	INT	43.92	95.4	43.92	95.4	43.92	95.4
	ORC	32.59	95.4	32.59	95.4	32.59	95.4		ORC	43.65	95.4	43.65	95.4	43.65	95.4
	ADF	26.99	95.9	27.18	90.1	33.02	95.8		ADF	26.99	95.8	27.48	85.6	43.65	95.3
	EFF	26.24	96.5	26.24	90.5	26.24	0.0		EFF	26.27	95.6	26.27	83.0	26.27	0.0
	GIM	26.35	96.8	25.86	89.9	20.84	0.0		GIM	26.46	95.4	26.34	83.2	25.72	0.0
	ReBoot	35.27	98.0	36.19	95.9	40.91	98.3		ReBoot	35.21	97.0	37.62	93.5	50.60	97.9

the ReBoot procedure mitigates the undercoverage issue of the confidence intervals based on the ADF estimator at the cost of some increase in average width. Although the ReBoot procedure is conservative in some cases, it still produces narrower confidence intervals than those based solely on the internal data in most settings.

6 Real Data Analysis

We apply the proposed methods to analyze a *Helicobacter pylori* infection dataset described by Li et al. (2023b). *Helicobacter pylori* infection is a leading worldwide infectious disease. The triple therapy (clarithromycin, amoxicillin, and omeprazole) is a standard treatment for *Helicobacter pylori* infection. The internal study is a two-arm randomized clinical trial conducted at a traditional Chinese medicine hospital. This trial aims to investigate whether the additional taking of traditional Chinese medicine ($D = 1$) has better efficacy than the standard triple therapy treatment ($D = 0$) on *Helicobacter pylori* infection. It contains 362 observations, of which 180 patients are assigned to the triple therapy and the rest are assigned to a combination treatment including both triple therapy and traditional Chinese medicine. The external study is a single-arm study conducted at a Western-style hospital, where 110 patients are all assigned to the triple therapy. The outcome Y is the post-treatment infection status assessed with the C-14 urea breath test and baseline covariates

X include age, gender, height, BMI, occupation, education level, marital status, and information on patients' symptoms. The internal and external studies adopt the same inclusion and exclusion criteria and the same treatment protocols. The parameter of interest is the average causal effect of the combination treatment against the standard triple therapy treatment, i.e., $\tau = E(Y_1 - Y_0)$. We illustrate how to use the individual data from the internal study and an estimator $\tilde{\beta}$ of $\beta = E(Y_0)$ from the external study to make the inference about τ .

We implement four methods INT, PRM, EFF and ADF to estimate τ . Our goal is to test the null hypothesis $\mathbb{H}_0 : \tau \leq 0$ against $\mathbb{H}_1 : \tau > 0$ to investigate whether the combination treatment can improve the efficacy. We calculate the estimate of τ and its standard error and then use z-test to calculate one-sided p-values. Table 6 presents the analysis results. The four point estimates are close to each other, all showing a potentially beneficial effect of the additional use of traditional Chinese medicine. The EFF estimate and the ADF estimate are identical, suggesting transportability of the external summary statistic; this is because the same inclusion criterion and the same treatment protocols are adopted in both the internal and external studies, and it is reasonable to assume that they are from the same population. The INT estimate based solely on the internal data does not reject the null hypothesis \mathbb{H}_0 at level 0.1. Test based on the PRM estimate rejects \mathbb{H}_0 at level 0.1 but the PRM estimate has an even larger standard error than the INT estimate. In contrast, by appropriate integration of the external summary statistic, the EFF and ADF estimates achieve smaller standard errors and reject \mathbb{H}_0 at level 0.1. In addition, the re-bootstrap procedure also rejects \mathbb{H}_0 at level 0.1 with a p-value 0.074, which suggests that the result is robust to possible moderate heterogeneity. These results may serve as evidence in favor of the beneficial effect of the additional use of traditional Chinese medicine in the treatment for *Helicobacter pylori* infection.

7 Discussion

We have focused on the integration of finite-dimensional summary statistics. It is of both theoretical and practical interest to study how to integrate infinite-dimensional external summary curves, such as estimates of a density function, regression curve, or conditional mean, and a trained neural

Table 6: Point estimates of τ , standard errors, and p -values

	point estimate	standard error	p -value
INT	0.0543	0.0442	0.1100
PRM	0.0773	0.0520	0.0684
EFF	0.0628	0.0394	0.0553
ADF	0.0628	0.0394	0.0554

network model. We plan to pursue this extension in the future.

Supplementary Material

Supplementary Material available online includes proofs of Theorems 1–6 and Propositions 1–3, detailed discusses for the efficiency gain of incorporating an additional external summary statistics, additional examples and simulation results, the efficient influence functions under a parametric model for the conditional density, discussions on the scenario when Assumption 2 holds only asymptotically, and additional details about the re-bootstrap procedure.

Supplementary Material

S1 Proofs of Theorems

For convenience, we use the following notation throughout the supplement. For function $y(x)$, $\dot{y}(x_0)$ represents the derivative of $y(x)$ evaluated at $x = x_0$, $\ddot{y}(x_0)$ represents the second derivative of $y(x)$ evaluated at $x = x_0$. For a sequence of random variables U_n , $L_P(U_n) \rightarrow U$ represents that U_n converges in distribution to U under the law of P , we also denote as $U_n \rightarrow U$ if there is no ambiguity for P , and $\text{avar}(\cdot)$ denotes the asymptotic variance. For an index set \mathcal{A} , a vector $v = (v_1, \dots, v_q)$ and a matrix $G = (g_{ij}), i, j = 1, \dots, q$, $v_{\mathcal{A}} = (v_i), i \in \mathcal{A}$ is a sub-vector of v with indices in \mathcal{A} ; $G_{\mathcal{A}} = (g_{ij}), i, j \in \mathcal{A}$ is a sub-matrix of G with row and column indices in \mathcal{A} . As noted in Chapter 25 of Van der Vaart (2000), it suffices to consider one-dimensional submodels when studying semiparametric problems. For simplicity, the term “parametric submodel” subsequently refers to a one-dimensional parametric submodel. Before proving the theorems, we first introduce the following regularity conditions. For any regular parametric submodel $P_{\theta} \in \mathcal{P}_{\text{trans}}$ and positive sequence $\{t_m\}$ that converges to some $t \geq 0$, let g_m be the density of $m^{1/2}\{\tilde{\beta} - \beta(P_1)\}$ under $P_{\theta+t_m m^{-1/2}}$.

Condition 1. *For any regular parametric submodel $P_{\theta} \in \mathcal{P}_{\text{trans}}$ and positive sequence $\{t_m\}$ that converges to some $t \geq 0$, g_m is pointwisely bounded and uniformly equicontinuous in the sense that for any $b \in R^q$, there exists constant C_b such that $\sup_m g_m(b) < C_b$, and for any $\epsilon > 0$, there exist $\delta_{\epsilon}, m_{\epsilon} > 0$ such that $|g_m(b_1) - g_m(b_2)| < \epsilon$ and $|g_m(b_3)| < \epsilon$ for any $m > m_{\epsilon}$, $\|b_1 - b_2\| < \delta_{\epsilon}$ and $\|b_3\| > \delta_{\epsilon}^{-1}$, where $\|\cdot\|$ denotes the Euclidean norm.*

Condition 2. *$\hat{\Sigma}_{\phi\eta}$ and $\hat{\Sigma}_{\eta\eta}$ are consistent estimators for $E(\phi_e \eta_e^T)$ and $E(\eta_e \eta_e^T)$, respectively. $\hat{\tau}_e^1$ and $\hat{\beta}_e^1$ are RAL estimators based on internal data for τ and β with influence functions ϕ_e and η_e , respectively.*

Next, we introduce the regularity condition required with multiple external studies. For $s = 1, \dots, S$, let \mathcal{P}_s denote collections of models for the s -th external data and assume $P_s \in \mathcal{P}_s$.

Define

$$\mathcal{P}_{\text{trans}}^{[S]} = \left\{ \prod_{s=0}^S P_s \in \prod_{s=0}^S \mathcal{P}_s : P_0, \dots, P_S \text{ such that } \beta_s(P_s) = \beta_s(P_0) \text{ for } s = 1, \dots, S \right\}.$$

For $s = 1, \dots, S$, any regular parametric submodel $P_\theta \in \mathcal{P}_{\text{trans}}^{[S]}$ and positive sequence $\{t_{m_s}\}$ that converges to some $t \geq 0$, let g_{s,m_s} be the density of $m_s^{1/2}\{\tilde{\beta}_s - \beta_s(P_s)\}$ under $P_{\theta+t_{m_s}m_s^{-1/2}}$. Let q_s be the dimension of $\tilde{\beta}_s$ for $s = 1, \dots, S$.

Condition 3. For $s = 1, \dots, S$, any regular parametric submodel $P_\theta \in \mathcal{P}_{\text{trans}}$ and positive sequence $\{t_{m_s}\}$ that converges to some $t \geq 0$, g_{s,m_s} is pointwisely bounded and uniformly equicontinuous in the sense that for any $b \in R^{q_s}$, there exists constant C_b such that $\sup_{m_s} g_{s,m_s}(b) < C_b$, and for any $\epsilon > 0$, there exist $\delta_\epsilon, m_\epsilon > 0$ such that $|g_{s,m_s}(b_1) - g_{s,m_s}(b_2)| < \epsilon$ and $|g_{s,m_s}(b_3)| < \epsilon$ for any $m_s > m_\epsilon$, $\|b_1 - b_2\| < \delta_\epsilon$ and $\|b_3\| > \delta_\epsilon^{-1}$.

Proof of Theorem 1. In fact, this convolution theorem holds for all data-fused regular estimators. In the following proof, we only assume that $T_n(\tilde{\beta})$ is regular as in Definition 2. Following the proof in Bickel et al. (1993), we first prove the result in parametric models, and then generalize to semiparametric models. The innovation in this proof is that we incorporate the external summary statistics, which is different from the i.i.d case considered in classical semiparametric theory.

For the first step, we denote parametric models $P_0(Z; \theta)$ and $P_1(W; \theta)$ by P_0^θ and P_1^θ respectively for notational convenience. Let $l(\theta) = \sum_{i=1}^n \log f(Z_i; \theta)$ be the log-likelihood for internal data, where $f(Z; \theta)$ is the density function of P_0^θ . Under Assumption 2, we denote $\tau(\theta) := \tau(P_0^\theta)$ and $\beta(\theta) := \beta(P_0^\theta) = \beta(P_1^\theta)$. We have $\phi_e(Z) = \dot{\tau}(\theta)J_\theta^{-1}\partial \log f(Z; \theta)/\partial \theta$, $\eta_e(Z) = \dot{\beta}(\theta)J_\theta^{-1}\partial \log f(Z; \theta)/\partial \theta$, where $J_\theta = E[\{\partial \log f(Z; \theta)/\partial \theta\}\{\partial \log f(Z; \theta)/\partial \theta\}^T]$. Then we have $M = \dot{\tau}(\theta)J_\theta^{-1}\dot{\beta}^T(\theta) \left\{ \Sigma_1/\rho + \dot{\beta}(\theta)J_\theta^{-1}\dot{\beta}^T(\theta) \right\}^{-1}$.

Note that $\tilde{\beta}$ is a RAL estimator of $\beta(P_1)$ and $\beta(P_1) = \beta(P_0)$, we have $\tilde{\beta} - \beta = m^{-1} \sum_{j=1}^m \tilde{\eta}(W_j) + e_m$ for some influence function $\tilde{\eta}$ with $E_{P_1}\{\tilde{\eta}(W)\} = 0$, $E_{P_1}\{\tilde{\eta}(W)\tilde{\eta}^T(W)\}$ finite and nonsingular and $e_m = o_P(m^{-1/2}) = o_P(n^{-1/2})$. Define the sequence $(U_n, V_n) = (n^{1/2}\{T_n(\tilde{\beta}) - \tau(\theta)\}, n^{-1/2}[\sum_{i=1}^n \partial \log f(Z_i; \theta)/\partial \theta + m\dot{\beta}^T(\theta)\Sigma_1^{-1}\{\tilde{\beta} - \beta(\theta) - e_m\}])$. From the regularity of $T_n(\tilde{\beta})$ and the regularity of the parametric submodel, U_n and V_n converge in distribution to U, V , respec-

tively. Therefore, they are marginally tight and thus jointly tight. Then for any subsequence $\{n'\}$, there exists a subsequence $\{n''\}$ such that $(U_{n''}, V_{n''})$ jointly converge to (U, V) , and $V \sim N(0, \tilde{I}_\theta)$, where $\tilde{I}_\theta = J_\theta + \dot{\beta}(\theta)^\top \rho \Sigma_1^{-1} \dot{\beta}(\theta)$. For convenience, we denote the subsequence $\{n''\}$ by $\{n\}$.

Under Assumption 1 and Condition 1, the log-likelihood combining internal data and external summary statistics satisfies

$$\tilde{l}(\theta) = l(\theta) - \frac{m}{2} \{\tilde{\beta} - \beta(P_1^\theta)\}^\top \Sigma_1^{-1} \{\tilde{\beta} - \beta(P_1^\theta)\} - \frac{1}{2} \log(|2\pi m^{-1} \Sigma_1|) + o_P(1),$$

according to Lemma 1 in Boos (1985). Let $D_n = \tilde{l}(\theta + tn^{-1/2}) - \tilde{l}(\theta)$, then (U_n, D_n) converges to $(U, t^\top V - t^\top \tilde{I}_\theta t/2)$ by the local asymptotic normality (LAN) property. The regularity of $T_n(\tilde{\beta})$ means that

$$L_{\theta+tn^{-1/2}}(n^{1/2}\{T_n(\tilde{\beta}) - \tau(\theta + tn^{-1/2})\}) \rightarrow U.$$

By the differentiability of $\tau(\theta)$, we have

$$\begin{aligned} L_{\theta+tn^{-1/2}}(U_n) &= L_{\theta+tn^{-1/2}}(n^{1/2}\{T_n(\tilde{\beta}) - \tau(\theta)\}) \\ &= L_{\theta+tn^{-1/2}}(n^{1/2}\{T_n(\tilde{\beta}) - \tau(\theta + tn^{-1/2})\} + n^{1/2}\{\tau(\theta + tn^{-1/2}) - \tau(\theta)\}) \\ &\rightarrow U + \dot{\tau}(\theta)t. \end{aligned}$$

Therefore,

$$E_{\theta+tn^{-1/2}}\{\exp(ia^\top U_n)\} \rightarrow \exp\{ia^\top \dot{\tau}(\theta)t\} E^*\{\exp(ia^\top U)\}, \quad (\text{S1})$$

where $E_\theta(\cdot)$ means the expectation taken under distribution $P_0^\theta \times P_1^\theta$ and $E^*(\cdot)$ is taken under the limiting distribution. Besides, by contiguity, we have

$$\begin{aligned} E_{\theta+tn^{-1/2}}\{\exp(ia^\top U_n)\} &= E_\theta\{\exp(ia^\top U_n + D_n)\} + o(1) \\ &\rightarrow E^*\left[\exp\left\{ia^\top U + t^\top V - \frac{1}{2}t^\top \tilde{I}_\theta t\right\}\right]. \end{aligned} \quad (\text{S2})$$

Then, combining (S1) and (S2), we have

$$E^*\left[\exp\left\{ia^\top U + t^\top V - \frac{1}{2}t^\top \tilde{I}_\theta t\right\}\right] = \exp\{ia^\top \dot{\tau}(\theta)t\} E^*\{\exp(ia^\top U)\}.$$

Notice that both sides of the above equation are analytic on the Cartesian product of complex planes and hence the above equation holds on the Cartesian product of complex planes by the

uniqueness of analytic continuation. Letting $t = -i\tilde{I}^{-1}(\theta)\dot{\tau}(\theta)^T(a - b)$, we obtain

$$\begin{aligned} & E^* \left(\exp[ia^T\{U - \dot{\tau}(\theta)\tilde{I}_\theta^{-1}V\} + ib^T\dot{\tau}(\theta)\tilde{I}_\theta^{-1}V] \right) \\ &= E^* \left[\exp \left\{ ia^T U + \frac{1}{2} a^T \dot{\tau}(\theta) \tilde{I}_\theta^{-1} \dot{\tau}(\theta)^T a \right\} \right] \exp \left\{ -\frac{1}{2} b^T \dot{\tau}(\theta) \tilde{I}_\theta^{-1} \dot{\tau}(\theta)^T b \right\}. \end{aligned} \quad (\text{S3})$$

Equation (S3) gives the characteristic function of $(U_{n''} - \dot{\tau}(\theta)\tilde{I}_\theta^{-1}V_{n''}, \dot{\tau}(\theta)\tilde{I}_\theta^{-1}V_{n''})$'s limiting distribution and holds for every choice of initial subsequence $\{n'\}$. Because the right-hand side of (S3) is only related to the marginal distribution of U , this equation holds for the full sequence $\{n\}$, that is, $(U_n - \dot{\tau}(\theta)\tilde{I}_\theta^{-1}V_n, \dot{\tau}(\theta)\tilde{I}_\theta^{-1}V_n)$ has a limiting distribution with characteristic function in (S3). In equation (S3), letting $a = 0$, we have

$$E^*[\exp\{ib^T\dot{\tau}(\theta)\tilde{I}_\theta^{-1}V\}] = \exp \left\{ -\frac{1}{2} b^T \dot{\tau}(\theta) \tilde{I}_\theta^{-1} \dot{\tau}(\theta)^T b \right\}. \quad (\text{S4})$$

Further letting $b = 0$, we have

$$E^* \left(\exp[ia^T\{U - \dot{\tau}(\theta)\tilde{I}_\theta^{-1}V\}] \right) = E^* \left[\exp \left\{ ia^T U + \frac{1}{2} a^T \dot{\tau}(\theta) \tilde{I}_\theta^{-1} \dot{\tau}(\theta)^T a \right\} \right]. \quad (\text{S5})$$

Combining the equations (S3), (S4) and (S5) yields

$$\begin{aligned} & E^* \left(\exp[ia^T\{U - \dot{\tau}(\theta)\tilde{I}_\theta^{-1}V\} + ib^T\dot{\tau}(\theta)\tilde{I}_\theta^{-1}V] \right) \\ &= E^* \left(\exp[ia^T\{U - \dot{\tau}(\theta)\tilde{I}_\theta^{-1}V\}] \right) E^*[\exp\{ib^T\dot{\tau}(\theta)\tilde{I}_\theta^{-1}V\}], \end{aligned}$$

which means that $U - \dot{\tau}(\theta)\tilde{I}_\theta^{-1}V$ and $\dot{\tau}(\theta)\tilde{I}_\theta^{-1}V$ are independent. In addition, we have

$$\begin{pmatrix} U_n - \dot{\tau}(\theta)\tilde{I}_\theta^{-1}V_n \\ \dot{\tau}(\theta)\tilde{I}_\theta^{-1}V_n \end{pmatrix} \rightarrow \begin{pmatrix} U - \dot{\tau}(\theta)\tilde{I}_\theta^{-1}V \\ \dot{\tau}(\theta)\tilde{I}_\theta^{-1}V \end{pmatrix} \quad (\text{S6})$$

under the parametric model $P_0^\theta \times P_1^\theta$.

Note that

$$\begin{aligned}
& n^{1/2} \dot{\tau}(\theta) \tilde{I}_\theta^{-1} V_n \\
&= n^{1/2} \dot{\tau}(\theta) \left[J_\theta^{-1} - J_\theta^{-1} \dot{\beta}^T(\theta) \left\{ \Sigma_1 / \rho + \dot{\beta}(\theta) J_\theta^{-1} \dot{\beta}^T(\theta) \right\}^{-1} \dot{\beta}(\theta) J_\theta^{-1} \right] V_n \\
&= \sum_{i=1}^n \left[\dot{\tau}(\theta) J_\theta^{-1} - \dot{\tau}(\theta) J_\theta^{-1} \dot{\beta}^T(\theta) \left\{ \Sigma_1 / \rho + \dot{\beta}(\theta) J_\theta^{-1} \dot{\beta}^T(\theta) \right\}^{-1} \dot{\beta}(\theta) J_\theta^{-1} \right] \frac{\partial \log f(Z_i; \theta)}{\partial \theta} \\
&\quad + \dot{\tau}(\theta) \left[J_\theta^{-1} - J_\theta^{-1} \dot{\beta}^T(\theta) \left\{ \Sigma_1 / \rho + \dot{\beta}(\theta) J_\theta^{-1} \dot{\beta}^T(\theta) \right\}^{-1} \dot{\beta}(\theta) J_\theta^{-1} \right] \dot{\beta}^T(\theta) m \Sigma_1^{-1} \{ \tilde{\beta} - \beta(\theta) - e_m \} \\
&= \sum_{i=1}^n \left[\dot{\tau}(\theta) J_\theta^{-1} - \dot{\tau}(\theta) J_\theta^{-1} \dot{\beta}^T(\theta) \left\{ \Sigma_1 / \rho + \dot{\beta}(\theta) J_\theta^{-1} \dot{\beta}^T(\theta) \right\}^{-1} \dot{\beta}(\theta) J_\theta^{-1} \right] \frac{\partial \log f(Z_i; \theta)}{\partial \theta} \\
&\quad + n \dot{\tau}(\theta) J_\theta^{-1} \dot{\beta}^T(\theta) \left\{ \Sigma_1 / \rho + \dot{\beta}(\theta) J_\theta^{-1} \dot{\beta}^T(\theta) \right\}^{-1} \{ \tilde{\beta} - \beta(\theta) - e_m \} \\
&= \sum_{i=1}^n \{ \phi_e(Z_i) - M \eta_e(Z_i) + M(\tilde{\beta} - \beta - e_m) \} \quad (\text{As } e_m = o_P(n^{-1/2})) \\
&= \sum_{i=1}^n \{ \phi_e(Z_i) - M \eta_e(Z_i) \} + n M(\tilde{\beta} - \beta) + o_P(n^{1/2}),
\end{aligned}$$

and we have

$$\begin{aligned}
& n^{-1} \sum_{i=1}^n \{ \phi_e(Z_i) - M \eta_e(Z_i) \} + M(\tilde{\beta} - \beta) \\
&= n^{-1/2} \dot{\tau} \tilde{I}_\theta^{-1} V_n + o_P(n^{-1/2}).
\end{aligned}$$

So (S6) implies that

$$n^{1/2} \begin{bmatrix} T_n(\tilde{\beta}) - \tau(P_0) - n^{-1} \sum_{i=1}^n \{ \phi_e(Z_i) - M \eta_e(Z_i) \} - M(\tilde{\beta} - \beta) \\ n^{-1} \sum_{i=1}^n \{ \phi_e(Z_i) - M \eta_e(Z_i) \} + M(\tilde{\beta} - \beta) \end{bmatrix} \rightarrow \begin{pmatrix} U - \dot{\tau}(\theta) \tilde{I}_\theta^{-1} V \\ \dot{\tau}(\theta) \tilde{I}_\theta^{-1} V \end{pmatrix},$$

thus the convolution theorem holds in parametric models.

We generalize the above results to semiparametric models. Let $R_n = n^{-1/2} [\sum_{i=1}^n \{ \phi_e(Z_i) - M \eta_e(Z_i) \}] + n^{1/2} M(\tilde{\beta} - \beta - e_m)$. As τ and β are both pathwise differentiable, there exists a sequence of parametric submodels in the semiparametric model $\mathcal{P}_{\text{trans}} = \{P_0 \times P_1 : P_0, P_1 \text{ satisfy Assumption 2}\}$ having a uniformly bounded sequence of score $s_j = \partial \log f_j(Z; \theta) / \partial \theta$ such that

$$\| \dot{\tau}(\theta; j) J_{\theta, j}^{-1} s_j - \phi_e \|_{P_0} \rightarrow 0, \| \dot{\beta}(\theta; j) J_{\theta, j}^{-1} s_j - \eta_e \|_{P_0} \rightarrow 0, \text{ as } j \rightarrow \infty, \quad (\text{S7})$$

where $f_j(Z; \theta)$ is the density function of j -th parametric submodel, $\dot{\tau}(\theta; j)$, $\dot{\beta}(\theta; j)$ are the derivative of τ, β in the j -th parametric submodel respectively, $J_{\theta, j}$ is the Fisher information for θ in the

j -th parametric submodel, and $\|f\|_{P_0} = (\int f^2 dP_0)^{1/2}$. Let

$$V_{nj} = n^{-1/2} \left[\sum_{i=1}^n s_j(Z_i) + m \dot{\beta}^T(\theta; j) \Sigma_1^{-1} \{\tilde{\beta} - \beta(\theta) - e_m\} \right],$$

and suppose U_n, V_{nj} marginally converge to U and V_j , respectively. From (S6) for parametric submodels, we have

$$\begin{pmatrix} U_n - \dot{\tau}(\theta; j) \tilde{I}_{\theta,j}^{-1} V_{nj} \\ \dot{\tau}(\theta; j) \tilde{I}_{\theta,j}^{-1} V_{nj} \end{pmatrix} \rightarrow \begin{pmatrix} U - \dot{\tau}(\theta; j) \tilde{I}_{\theta,j}^{-1} V_j \\ \dot{\tau}(\theta; j) \tilde{I}_{\theta,j}^{-1} V_j \end{pmatrix},$$

where $\tilde{I}_{\theta,j} = J_{\theta,j} + \dot{\beta}(\theta; j)^T \rho \Sigma_1^{-1} \dot{\beta}(\theta; j)$. Also, we have

$$\begin{aligned} & E^* \left(\exp[ia^T \{U - \dot{\tau}(\theta; j) \tilde{I}_{\theta,j}^{-1} V_j\} + ib^T \dot{\tau}(\theta; j) \tilde{I}_{\theta,j}^{-1} V_j] \right) \\ &= E^* \left(\exp[ia^T \{U - \dot{\tau}(\theta; j) \tilde{I}_{\theta,j}^{-1} V_j\}] \right) E^* [\exp\{ib^T \dot{\tau}(\theta; j) \tilde{I}_{\theta,j}^{-1} V_j\}]. \end{aligned}$$

For (U_n, R_n) , we know U_n and R_n marginally converges to a limiting distribution. For any subsequence $\{n'\}$, there exists a subsequence $\{n''\}$ such that $(U_{n''}, R_{n''})$ has a joint limiting distribution (U, R) . For ease of notation, we denote the subsequence $\{n''\}$ by $\{n\}$. We have

$$\begin{aligned} & \sup_n E_\theta \{R_n - \dot{\tau}(\theta; j) \tilde{I}_{\theta,j}^{-1} V_{nj}\}^{\otimes 2} \\ &= E_\theta \{\phi_e - M \eta_e - \dot{\tau}(\theta; j) \tilde{I}_{\theta,j}^{-1} s_j\}^{\otimes 2} \\ & \quad + n E_\theta \{[M - \dot{\tau}(\theta; j) J_{\theta,j}^{-1} \dot{\beta}^T(\theta; j) \{\Sigma_1/\rho + \dot{\beta}(\theta; j) J_{\theta,j}^{-1} \dot{\beta}^T(\theta; j)\}^{-1}] (\tilde{\beta} - \beta - e_m)\}^{\otimes 2} \\ &= E_\theta \{\phi_e - M \eta_e - \dot{\tau}(\theta; j) \tilde{I}_{\theta,j}^{-1} s_j\}^{\otimes 2} \\ & \quad + n/m E_\theta \{[M - \dot{\tau}(\theta; j) J_{\theta,j}^{-1} \dot{\beta}^T(\theta; j) \{\Sigma_1/\rho + \dot{\beta}(\theta; j) J_{\theta,j}^{-1} \dot{\beta}^T(\theta; j)\}^{-1}] \tilde{\eta}\}^{\otimes 2}, \end{aligned}$$

where $E_\theta(X)^{\otimes 2} = E_\theta(XX^T)$. From (S7), we know when $j \rightarrow +\infty$,

$$\begin{aligned} E\{\dot{\tau}(\theta; j) J_{\theta,j}^{-1} \dot{\beta}^T(\theta; j)\} &= E\{\dot{\tau}(\theta; j) J_{\theta,j}^{-1} s_j (\dot{\beta}(\theta; j) J_{\theta,j}^{-1} s_j)^T\} \rightarrow E\{\phi_e \eta_e^T\}, \\ E\{\dot{\beta}(\theta; j) J_{\theta,j}^{-1} \dot{\beta}^T(\theta; j)\} &= E\{\dot{\beta}(\theta; j) J_{\theta,j}^{-1} s_j (\dot{\beta}(\theta; j) J_{\theta,j}^{-1} s_j)^T\} \rightarrow E\{\eta_e \eta_e^T\}, \\ \dot{\tau}(\theta; j) J_{\theta,j}^{-1} \dot{\beta}^T(\theta; j) \left\{ \Sigma_1/\rho + \dot{\beta}(\theta; j) J_{\theta,j}^{-1} \dot{\beta}^T(\theta; j) \right\}^{-1} &\rightarrow M. \end{aligned}$$

Therefore, $\sup_n E_\theta \{R_n - \dot{\tau}(\theta; j) \tilde{I}_{\theta,j}^{-1} V_{nj}\}^{\otimes 2} \rightarrow 0$ as $j \rightarrow \infty$. Then we must have

$$L(U - R, R) = \lim_{j \rightarrow \infty} L(U - \dot{\tau}(\theta; j) \tilde{I}_{\theta,j}^{-1} V_j, \dot{\tau}(\theta; j) \tilde{I}_{\theta,j}^{-1} V_j),$$

and

$$\begin{aligned}
& E^*[\exp\{ia^T(U - R) + ib^T R\}] \\
&= \lim_{j \rightarrow \infty} E^* \left(\exp[ia^T\{U - \dot{\tau}(\theta; j)\tilde{I}_{\theta,j}^{-1}V_j\} + ib^T\dot{\tau}(\theta; j)\tilde{I}_{\theta,j}^{-1}V_j] \right) \\
&= \lim_{j \rightarrow \infty} E^* \left(\exp[ia^T\{U - \dot{\tau}(\theta; j)\tilde{I}_{\theta,j}^{-1}V_j\}] \right) \lim_{j \rightarrow \infty} E^*[\exp\{ib^T\dot{\tau}(\theta; j)\tilde{I}_{\theta,j}^{-1}V_j\}] \\
&= E^*[\exp\{ia^T(U - R)\}]E\{\exp(ib^T R)\}.
\end{aligned}$$

This implies that $U - R$ and R are independent. Note that $L(U - R, R)$ is the same for any subsequence $\{n''\}$, so we have

$$(U_n - R_n, R_n) \rightarrow (U - R, R). \quad (\text{S8})$$

Let $\Delta_0 = U - R$ and $S_0 = R$. Then, it holds that $S_0 \sim N(0, B)$ where $B = E(\phi_e \phi_e^T) - E(\phi_e \eta_e^T) \{\Sigma_1 / \rho + E(\eta_e \eta_e^T)\}^{-1} E(\phi_e \eta_e^T)^T$. Finally, because $R_n = n^{-1/2}[\sum_{i=1}^n \{\phi_e(Z_i) - M\eta_e(Z_i)\}] + n^{1/2}M(\tilde{\beta} - \beta) + o_P(1)$, (S8) can be written as

$$n^{1/2} \begin{bmatrix} T_n(\tilde{\beta}) - \tau(P_0) - n^{-1} \sum_{i=1}^n \{\phi_e(Z_i) - M\eta_e(Z_i)\} - M(\tilde{\beta} - \beta) \\ n^{-1} \sum_{i=1}^n \{\phi_e(Z_i) - M\eta_e(Z_i)\} + M(\tilde{\beta} - \beta) \end{bmatrix} \rightarrow \begin{pmatrix} \Delta_0 \\ S_0 \end{pmatrix}.$$

This completes the proof. \square

Proof of Theorem 2. From Theorem 1, for a regular estimator $T_n(\tilde{\beta})$ we have $n^{1/2}\{T_n(\tilde{\beta}) - \tau\} \rightarrow U = \Delta_0 + S_0$ and $\text{var}(U) = \Sigma_{[S]}(\Delta_0) + \text{var}(S_0) \geq \text{var}(S_0) = B$. The equality holds when Δ_0 is constant. \square

Proof of Theorem 3. The proof is similar to the proof of Theorem 1. To prove this theorem, we denote ϕ_e as the efficient influence function for τ in P_0 , η_e^I the efficient influence function for β in P_0 and η_e the efficient influence function for β in P_0 . We first prove the result in parametric model. We denote parametric models $P_0(Z; \theta_0)$ and $P_1(W; \theta_1)$ by $P_0^{\theta_0}$ and $P_1^{\theta_1}$ respectively for notational convenience. Let $l(\theta_0) = \sum_{i=1}^n \log f(Z_i; \theta_0)$ and $l_{\text{ext}}(\theta_1) = \sum_{j=1}^m \log g(W_j; \theta_1)$ be the log-likelihood for internal data and external data, where $f(Z; \theta_0)$ is the density function of $P_0^{\theta_0}$ and $g(W; \theta_1)$ is the density function of $P_1^{\theta_1}$. We denote $\theta = (\theta_0, \theta_1)$, $\tau(\theta) = \tau(P_0^{\theta_0})$ and $\dot{\tau}(\theta) = (\dot{\tau}(\theta_0), 0)$. Under Assumption 2, we have $\beta_0(\theta_0) := \beta(P_0^{\theta_0}) = \beta(P_1^{\theta_1}) =: \beta_1(\theta_1)$. This equality

imposes a restriction on the parameter space, thereby constraining the direction of perturbation.

To keep the regularity of the parametric model, we assume θ_0 and θ_1 are functions of θ^* such that $P_0^{\theta^*} \times P_1^{\theta^*}$ is a regular parametric model. We have $\phi_e = \dot{\tau}(\theta_0)J_{\theta_0}^{-1}\partial \log f(Z; \theta_0)/\partial \theta_0$, $\eta_e^I = \dot{\beta}_0(\theta_0)J_{\theta_0}^{-1}\partial \log f(Z; \theta_0)/\partial \theta_0$, $\eta_e = \dot{\beta}_1(\theta_1)H_{\theta_1}^{-1}\partial \log g(W; \theta_1)/\partial \theta_1$, where

$$J_{\theta_0} = E[\{\partial \log f(Z; \theta_0)/\partial \theta_0\}\{\partial \log f(Z; \theta_0)/\partial \theta_0\}^T],$$

$$H_{\theta_1} = E[\{\partial \log g(W; \theta_1)/\partial \theta_1\}\{\partial \log g(W; \theta_1)/\partial \theta_1\}^T].$$

The likelihood for the whole data is:

$$\tilde{l}(\theta) = \sum_{i=1}^n \log f(Z_i; \theta_0) + \sum_{k=1}^m \log g(W_k; \theta_1).$$

We define the sequence

$$U_n = n^{1/2}\{T_n(\tilde{\beta}) - \tau(\theta_0)\},$$

$$V_n = n^{-1/2} \left(\sum_{i=1}^n \partial \log f(Z_i; \theta_0)/\partial \theta_0, \sum_{k=1}^m \partial \log g(W_k; \theta_1)/\partial \theta_1 \right).$$

From the regularity of $T_n(\tilde{\beta})$ and the regularity of the parametric submodel, U_n and V_n converge in distribution to U, V , respectively. Therefore, they are marginally tight and thus jointly tight. Then for any subsequence $\{n'\}$, there exists a subsequence $\{n''\}$ such that $(U_{n''}, V_{n''})$ jointly converge to (U, V) , and $V \sim N(0, \tilde{I}_\theta)$, where

$$\tilde{I}_\theta = \begin{pmatrix} J_{\theta_0} & 0 \\ 0 & \rho H_{\theta_1} \end{pmatrix}.$$

For convenience, we denote the subsequence $\{n''\}$ by $\{n\}$.

Let $t_n = (t_{0n}^T, t_{1n}^T)^T$ be a sequence such that $t_n \rightarrow t$ for some t and $\beta_0(\theta_0 + t_{0n}/\sqrt{n}) = \beta_1(\theta_1 + t_{1n}/\sqrt{n})$ for any n . Let $D_n = \tilde{l}(\theta + t_n/\sqrt{n}) - \tilde{l}(\theta)$. Then, (U_n, D_n) converges to $(U, t^T V - t^T \tilde{I}_\theta t/2)$ by the local asymptotic normality (LAN) property. The regularity of $T_n(\tilde{\beta})$ means that

$$L_{\theta+t_n/\sqrt{n}}(n^{1/2}\{T_n(\tilde{\beta}) - \tau(\theta + t_n/\sqrt{n})\}) \rightarrow U.$$

By the differentiability of $\tau(\theta)$, we have

$$\begin{aligned} L_{\theta+t_n/\sqrt{n}}(U_n) &= L_{\theta+t_n/\sqrt{n}}(n^{1/2}\{T_n(\tilde{\beta}) - \tau(\theta)\}) \\ &= L_{\theta+t_n/\sqrt{n}}(n^{1/2}\{T_n(\tilde{\beta}) - \tau(\theta + t_n/\sqrt{n})\} + n^{1/2}\{\tau(\theta + t_n/\sqrt{n}) - \tau(\theta)\}) \\ &\rightarrow U + \dot{\tau}(\theta)t. \end{aligned}$$

Therefore,

$$E_{\theta+t_n-1/2}\{\exp(ia^T U_n)\} \rightarrow \exp\{ia^T \dot{\tau}(\theta)t\} E^*\{\exp(ia^T U)\}, \quad (\text{S9})$$

where $E_\theta(\cdot)$ means the expectation taken under distribution $P_0^\theta \times P_1^\theta$ and $E^*(\cdot)$ is taken under the limiting distribution. Besides, by contiguity, we have

$$\begin{aligned} E_{\theta+t_n-1/2}\{\exp(ia^T U_n)\} &= E_\theta\{\exp(ia^T U_n + D_n)\} + o(1) \\ &\rightarrow E^*\left[\exp\left\{ia^T U + t^T V - \frac{1}{2}t^T \tilde{I}_\theta t\right\}\right]. \end{aligned} \quad (\text{S10})$$

Then, combining (S9) and (S10), we have

$$E^*\left[\exp\left\{ia^T U + t^T V - \frac{1}{2}t^T \tilde{I}_\theta t\right\}\right] = \exp\{ia^T \dot{\tau}(\theta)t\} E^*\{\exp(ia^T U)\}.$$

Due to the constraint $\beta_0(\theta_0 + t_{0n}/\sqrt{n}) = \beta_1(\theta_1 + t_{1n}/\sqrt{n})$, the direction t can not take over the full space, we choose $t = -i\tilde{I}_\theta^{-1}(I - A)\dot{\tau}^T(\theta_0)(a - b)$, where I is identity matrix, $A = B^T \left\{B\tilde{I}_\theta^{-1}B^T\right\}^{-1} B\tilde{I}_\theta^{-1}$ and $B = (\dot{\beta}_0(\theta_0), -\dot{\beta}_1(\theta_1))$. The term $I - A$ represents the constraint imposed by Assumption 2. Then, we obtain

$$\begin{aligned} &E^*\left(\exp[ia^T\{U - \dot{\tau}(\theta)(I - A^T)\tilde{I}_\theta^{-1}V\} + ib^T\dot{\tau}(\theta)(I - A^T)\tilde{I}_\theta^{-1}V]\right) \\ &= E^*\left[\exp\left\{ia^T U + \frac{1}{2}a^T \dot{\tau}(\theta)(I - A^T)\tilde{I}_\theta^{-1}\dot{\tau}^T(\theta)a\right\}\right] \exp\left\{-\frac{1}{2}b^T \dot{\tau}(\theta)(I - A^T)\tilde{I}_\theta^{-1}\dot{\tau}^T(\theta)b\right\}. \end{aligned} \quad (\text{S11})$$

Equation (S11) gives the characteristic function of $(U_{n''} - \dot{\tau}(\theta)(I - A^T)\tilde{I}_\theta^{-1}V_{n''}, \dot{\tau}(\theta)(I - A^T)\tilde{I}_\theta^{-1}V_{n''})$'s limiting distribution and holds for every choice of initial subsequence $\{n'\}$. Because the right-hand side of (S11) is only related to the marginal distribution of U , this equation holds for the full sequence $\{n\}$, that is, $(U_n - \dot{\tau}(\theta)(I - A^T)\tilde{I}_\theta^{-1}V_n, \dot{\tau}(\theta)(I - A^T)\tilde{I}_\theta^{-1}V_n)$ has a limiting distribution with characteristic function in (S11). In equation (S11), letting $a = 0$, we have

$$E^*[\exp\{ib^T \dot{\tau}(\theta)(I - A^T)\tilde{I}_\theta^{-1}V\}] = \exp\left\{-\frac{1}{2}b^T \dot{\tau}(\theta)(I - A^T)\tilde{I}_\theta^{-1}\dot{\tau}^T(\theta)b\right\}. \quad (\text{S12})$$

Further letting $b = 0$, we have

$$\begin{aligned} & E^* \left(\exp[ia^T \{U - \dot{\tau}(\theta) (I - A^T) \tilde{I}_\theta^{-1} V\}] \right) \\ &= E^* \left[\exp \left\{ ia^T U + \frac{1}{2} a^T \dot{\tau}(\theta) (I - A^T) \tilde{I}_\theta^{-1} \dot{\tau}(\theta) a \right\} \right]. \end{aligned} \quad (\text{S13})$$

Combining the equations (S11), (S12) and (S13) yields

$$\begin{aligned} & E^* \left(\exp[ia^T \{U - \dot{\tau}(\theta) (I - A^T) \tilde{I}_\theta^{-1} V\} + ib^T \dot{\tau}(\theta) (I - A^T) \tilde{I}_\theta^{-1} V] \right) \\ &= E^* \left(\exp[ia^T \{U - \dot{\tau}(\theta) (I - A^T) \tilde{I}_\theta^{-1} V\}] \right) E^* [\exp\{ib^T \dot{\tau}(\theta) (I - A^T) \tilde{I}_\theta^{-1} V\}], \end{aligned}$$

which means that $U - \dot{\tau}(\theta) (I - A^T) \tilde{I}_\theta^{-1} V$ and $\dot{\tau}(\theta) (I - A^T) \tilde{I}_\theta^{-1} V$ are independent. In addition, we have

$$\begin{pmatrix} U_n - \dot{\tau}(\theta) (I - A^T) \tilde{I}_\theta^{-1} V_n \\ \dot{\tau}(\theta) (I - A^T) \tilde{I}_\theta^{-1} V_n \end{pmatrix} \rightarrow \begin{pmatrix} U - \dot{\tau}(\theta) (I - A^T) \tilde{I}_\theta^{-1} V \\ \dot{\tau}(\theta) (I - A^T) \tilde{I}_\theta^{-1} V \end{pmatrix} \quad (\text{S14})$$

under the parametric model $P_0^{\theta_0} \times P_1^{\theta_1}$.

Let $M = E(\phi_e^I(\eta_e^I)^T) \{E(\eta_e^E(\eta_e^E)^T)/\rho + E(\eta_e^I(\eta_e^I)^T)\}^{-1}$. Note that

$$\begin{aligned} & n^{1/2} \dot{\tau}(\theta) (I - A^T) \tilde{I}_\theta^{-1} V_n \\ &= n^{1/2} \dot{\tau}(\theta) \left[I - \tilde{I}_\theta^{-1} \begin{pmatrix} \dot{\beta}^T(\theta_0) \\ -\dot{\beta}^T(\theta_1) \end{pmatrix} \right] \left\{ (\dot{\beta}_0(\theta_0), -\dot{\beta}_1(\theta_1)) \tilde{I}_\theta^{-1} (\dot{\beta}_0(\theta_0), -\dot{\beta}_1(\theta_1))^T \right\}^{-1} (\dot{\beta}_0(\theta_0), -\dot{\beta}_1(\theta_1)) \tilde{I}_\theta^{-1} V_n \\ &= (\dot{\tau}(\theta_0) J_{\theta_0}^{-1}, 0) \left[I - \begin{pmatrix} \dot{\beta}^T(\theta_0) \\ -\dot{\beta}^T(\theta_1) \end{pmatrix} \right] \left\{ E(\eta_e^E(\eta_e^E)^T)/\rho + E(\eta_e^I(\eta_e^I)^T) \right\}^{-1} (\dot{\beta}_0(\theta_0), -\dot{\beta}_1(\theta_1)) \tilde{I}_\theta^{-1} \right] V_n \\ &= \left[\dot{\tau}(\theta_0) J_{\theta_0}^{-1} - \dot{\tau}(\theta_0) J_{\theta_0}^{-1} \dot{\beta}_0^T(\theta) \{E(\eta_e^E(\eta_e^E)^T)/\rho + E(\eta_e^I(\eta_e^I)^T)\}^{-1} \dot{\beta}_0(\theta_0) J_{\theta_0}^{-1} \right] \sum_{i=1}^n \frac{\partial \log f(Z_i; \theta_0)}{\partial \theta_0} \\ &\quad + \left[\dot{\tau}(\theta_0) J_{\theta_0}^{-1} \dot{\beta}_0^T(\theta) \{E(\eta_e^E(\eta_e^E)^T)/\rho + E(\eta_e^I(\eta_e^I)^T)\}^{-1} \dot{\beta}_1(\theta_1) H_{\theta_1}^{-1} / \rho \right] \sum_{k=1}^m \frac{\partial \log g(W_k; \theta_1)}{\partial \theta_1} \\ &= \sum_{i=1}^n \{\phi_e(Z_i) - M \eta_e^I(Z_i)\} + \frac{1}{\rho} \sum_{k=1}^m M \eta_e(W_k). \end{aligned}$$

Thus, (S14) implies that

$$n^{1/2} \begin{bmatrix} T_n(\tilde{\beta}) - \tau(P_0) - n^{-1} \left[\sum_{i=1}^n \{\phi_e(Z_i) - M \eta_e^I(Z_i)\} + \frac{1}{\rho} \sum_{k=1}^m M \eta_e(W_k) \right] \\ n^{-1} \left[\sum_{i=1}^n \{\phi_e(Z_i) - M \eta_e^I(Z_i)\} + \frac{1}{\rho} \sum_{k=1}^m M \eta_e(W_k) \right] \end{bmatrix} \rightarrow \begin{pmatrix} U - \dot{\tau}(\theta) \tilde{I}_\theta^{-1} V \\ \dot{\tau}(\theta) \tilde{I}_\theta^{-1} V \end{pmatrix},$$

thus the convolution theorem holds in parametric models.

We generalize the above results to semiparametric models. We denote

$$R_n = n^{-1/2} \left[\sum_{i=1}^n \{ \phi_e(Z_i) - M\eta_e^I(Z_i) \} + \frac{1}{\rho} \sum_{k=1}^m M\eta_e(W_k) \right],$$

where $M = E(\phi_e(\eta_e^I)^T) \{ E(\eta_e(\eta_e^T)/\rho + E(\eta_e^I(\eta_e^I)^T) \}^{-1}$. As τ and β are both pathwise differentiable, there exists a sequence of parametric submodels in the semiparametric model $\mathcal{P}_{\text{trans}} = \{P_0 \times P_1 : P_0, P_1 \text{ satisfy Assumption 2}\}$ having a uniformly bounded sequence of score $s_j = (s_j^{(0)}, s_j^{(1)})$, where $s_j^{(0)} = \partial \log f_j(Z; \theta_0)/\partial \theta_0$ and $s_j^{(1)} = \partial \log g_j(W; \theta_1)/\partial \theta_1$ such that

$$\begin{aligned} \|\dot{\tau}(\theta_0; j) J_{\theta_0, j}^{-1} s_j^{(0)} - \phi_e\|_{P_0} &\rightarrow 0, \|\dot{\beta}(\theta_0; j) J_{\theta_0, j}^{-1} s_j^{(0)} - \eta_e^I\|_{P_0} \rightarrow 0, \text{ as } j \rightarrow \infty, \\ \|\dot{\beta}(\theta_1; j) J_{\theta_1, j}^{-1} s_j^{(1)} - \eta_e\|_{P_1} &\rightarrow 0, \text{ as } j \rightarrow \infty \end{aligned} \quad (\text{S15})$$

where $f_j(Z; \theta_0)$ is the density function of j -th parametric submodel for P_0 and $g_j(W; \theta_1)$ is the density function of j -th parametric submodel for P_1 , $\dot{\tau}(\theta_0; j)$, $\dot{\beta}(\theta_0; j)$ and $\dot{\beta}(\theta_1; j)$ are the derivatives of τ , $\beta_0(\theta_0)$ and $\beta_1(\theta_1)$ in the j -th parametric submodel respectively, $J_{\theta_0, j}$ is the Fisher information for θ_0 in the j -th parametric submodel of P_0 , $H_{\theta_1, j}$ is the Fisher information for θ_1 in the j -th parametric submodel of P_1 , and $\|f\|_{P_0} = (\int f^2 dP_0)^{1/2}$, $\|g\|_{P_1} = (\int g^2 dP_1)^{1/2}$. Let

$$V_{nj} = n^{-1/2} \left[\sum_{i=1}^n s_j^{(0)}(Z_i), \sum_{k=1}^m s_j^{(1)}(W_k) \right],$$

and suppose U_n, V_{nj} marginally converge to U and V_j , respectively. From (S14) for parametric submodels, we have

$$\begin{pmatrix} U_n - \dot{\tau}(\theta; j) (I - A_j^T) \tilde{I}_{\theta, j}^{-1} V_{nj} \\ \dot{\tau}(\theta; j) (I - A_j^T) \tilde{I}_{\theta, j}^{-1} V_{nj} \end{pmatrix} \rightarrow \begin{pmatrix} U - \dot{\tau}(\theta; j) (I - A_j^T) \tilde{I}_{\theta, j}^{-1} V_j \\ \dot{\tau}(\theta; j) (I - A_j^T) \tilde{I}_{\theta, j}^{-1} V_j \end{pmatrix},$$

where $\tilde{I}_{\theta, j} = \begin{pmatrix} J_{\theta_0, j} & 0 \\ 0 & \rho H_{\theta_1, j} \end{pmatrix}$ and $A_j = B_j^T \{ B_j \tilde{I}_{\theta, j}^{-1} B_j^T \}^{-1} B_j \tilde{I}_{\theta, j}^{-1}$ and $B_j = (\dot{\beta}(\theta_0; j), -\dot{\beta}(\theta_1; j))$.

Also, we have

$$\begin{aligned} E^* \left(\exp[ia^T \{ U - \dot{\tau}(\theta; j) (I - A_j^T) \tilde{I}_{\theta, j}^{-1} V_j \} + ib^T \dot{\tau}(\theta; j) (I - A_j^T) \tilde{I}_{\theta, j}^{-1} V_j] \right) \\ = E^* \left(\exp[ia^T \{ U - \dot{\tau}(\theta; j) (I - A_j^T) \tilde{I}_{\theta, j}^{-1} V_j \}] \right) E^* [\exp\{ib^T \dot{\tau}(\theta; j) (I - A_j^T) \tilde{I}_{\theta, j}^{-1} V_j\}]. \end{aligned}$$

For (U_n, R_n) , we know U_n and R_n marginally converges to a limiting distribution. For any subsequence $\{n'\}$, there exists a subsequence $\{n''\}$ such that $(U_{n''}, R_{n''})$ has a joint limiting distribution

(U, R) . And we denote $M_j = \dot{\tau}(\theta_0; j) J_{\theta_0, j}^{-1} \dot{\beta}^T(\theta_0; j) \left\{ \dot{\beta}(\theta_0; j) J_{\theta_0, j}^{-1} \dot{\beta}^T(\theta_0; j) + \frac{1}{\rho} \dot{\beta}(\theta_1; j) H_{\theta_1, j}^{-1} \dot{\beta}^T(\theta_1; j) \right\}^{-1}$.

For ease of notation, we denote the subsequence $\{n''\}$ by $\{n\}$. We have

$$\begin{aligned} & \sup_n E_\theta \{R_n - \dot{\tau}(\theta; j) (I - A_j^\top) \tilde{I}_{\theta, j}^{-1} V_{nj}\}^{\otimes 2} \\ &= E_\theta \{\phi_e - M\eta_e - \dot{\tau}(\theta_0; j) J_{\theta_0, j}^{-1} s_j^{(0)} - M_j \dot{\beta}(\theta_0; j) J_{\theta_0, j}^{-1} s_j^{(0)}\}^{\otimes 2} \\ & \quad + n/m \frac{1}{\rho^2} E_\theta \{M\eta_e(W_k) - M_j \dot{\beta}(\theta_1; j) H_{\theta_1, j}^{-1} s_j^{(1)}\}^{\otimes 2}, \end{aligned}$$

where $E_\theta(X)^{\otimes 2} = E_\theta(XX^\top)$. From (S15), we know when $j \rightarrow +\infty$,

$$\begin{aligned} E\{\dot{\tau}(\theta_0; j) J_{\theta_0, j}^{-1} \dot{\beta}^\top(\theta_0; j)\} &= E\{\dot{\tau}(\theta_0; j) J_{\theta_0, j}^{-1} s_j^{(0)} (\dot{\beta}(\theta_0; j) J_{\theta_0, j}^{-1} s_j^{(0)})^\top\} \rightarrow E\{\phi_e(\eta_e^\top)^\top\}, \\ E\{\dot{\beta}(\theta_0; j) J_{\theta_0, j}^{-1} \dot{\beta}^\top(\theta_0; j)\} &= E\{\dot{\beta}(\theta_0; j) J_{\theta_0, j}^{-1} s_j^{(0)} (\dot{\beta}(\theta_0; j) J_{\theta_0, j}^{-1} s_j^{(0)})^\top\} \rightarrow E\{\eta_e^\top(\eta_e^\top)^\top\}, \\ E\{\dot{\beta}(\theta_1; j) H_{\theta_1, j}^{-1} \dot{\beta}^\top(\theta_1; j)\} &= E\{\dot{\beta}(\theta_1; j) H_{\theta_1, j}^{-1} s_j^{(1)} (\dot{\beta}(\theta_1; j) J_{\theta_1, j}^{-1} s_j^{(1)})^\top\} \rightarrow E\{\eta_e^\top(\eta_e^\top)^\top\}, \end{aligned}$$

so we have $M_j \rightarrow M$. Therefore, $\sup_n E_\theta \{R_n - \dot{\tau}(\theta; j) (I - A_j^\top) \tilde{I}_{\theta, j}^{-1} V_{nj}\}^{\otimes 2} \rightarrow 0$ as $j \rightarrow \infty$.

Then we must have

$$L(U - R, R) = \lim_{j \rightarrow \infty} L(U - \dot{\tau}(\theta; j) (I - A_j^\top) \tilde{I}_{\theta, j}^{-1} V_j, \dot{\tau}(\theta; j) (I - A_j^\top) \tilde{I}_{\theta, j}^{-1} V_j),$$

and

$$\begin{aligned} & E^*[\exp\{ia^\top(U - R) + ib^\top R\}] \\ &= \lim_{j \rightarrow \infty} E^* \left(\exp[ia^\top \{U - \dot{\tau}(\theta; j) (I - A_j^\top) \tilde{I}_{\theta, j}^{-1} V_j\} + ib^\top \dot{\tau}(\theta; j) (I - A_j^\top) \tilde{I}_{\theta, j}^{-1} V_j] \right) \\ &= \lim_{j \rightarrow \infty} E^* \left(\exp[ia^\top \{U - \dot{\tau}(\theta; j) (I - A_j^\top) \tilde{I}_{\theta, j}^{-1} V_j\}] \right) \lim_{j \rightarrow \infty} E^*[\exp\{ib^\top \dot{\tau}(\theta; j) (I - A_j^\top) \tilde{I}_{\theta, j}^{-1} V_j\}] \\ &= E^*[\exp\{ia^\top(U - R)\}] E\{\exp(ib^\top R)\}. \end{aligned}$$

This implies that $U - R$ and R are independent. Note that $L(U - R, R)$ is the same for any subsequence $\{n''\}$, so we have

$$(U_n - R_n, R_n) \rightarrow (U - R, R). \quad (\text{S16})$$

Let $\Delta_0 = U - R$ and $S_0 = R$. Then, it holds that $S_0 \sim N(0, B)$ where $B = E(\phi_e \phi_e^\top) - E(\phi_e(\eta_e^\top)^\top) \{E(\eta_e(\eta_e^\top)/\rho + E(\eta_e^\top(\eta_e^\top)^\top)\}^{-1} E(\phi_e(\eta_e^\top)^\top)^\top$. Finally, plugging in the formula of R_n ,

(S16) can be written as

$$n^{1/2} \begin{bmatrix} T_n(\tilde{\beta}) - \tau(P_0) - n^{-1} \left[\sum_{i=1}^n \{\phi_e(Z_i) - M\eta_e^\top(Z_i)\} + \frac{1}{\rho} \sum_{k=1}^m M\eta_e(W_k) \right] \\ n^{-1} \left[\sum_{i=1}^n \{\phi_e(Z_i) - M\eta_e^\top(Z_i)\} + \frac{1}{\rho} \sum_{k=1}^m M\eta_e(W_k) \right] \end{bmatrix} \rightarrow \begin{pmatrix} \Delta_0 \\ S_0 \end{pmatrix}.$$

Then the efficiency bound for τ is B , which completes the proof.

□

Proof of Theorem 5. Under Assumptions 1–2, and regularity Condition 2, we have

$$\hat{\tau}_e - \tau = \hat{E}\{\phi_e - M\eta_e + M(\tilde{\beta} - \beta)\} + o_P(n^{-1/2}).$$

Thus, $n^{1/2}(\hat{\tau}_e - \tau) \rightarrow N(0, B)$ according to Assumption 1, Condition 2 and the central limit theorem. Therefore, $\hat{\tau}_e$ achieves the efficiency bound in (2) of Theorem 2. □

Proof of Theorem 6. Without loss of generality, assume $\mathcal{A} = \{1, \dots, q_1\}$ for some positive integer q_1 . Recall that $\lambda \rightarrow \infty$ and $\lambda n^{-\alpha/2} \rightarrow 0$. Then, $\hat{a}_j \rightarrow 1$ in probability if $j \in \mathcal{A}$ and $\hat{a}_j \rightarrow 0$ if $j \notin \mathcal{A}$. We have

$$\hat{\Sigma}_{\phi\eta} \hat{A} \rightarrow \begin{pmatrix} E(\phi_e \eta_{e,\mathcal{A}}^T) & 0 \end{pmatrix}$$

and

$$\left(I - \hat{A} + \hat{a} \hat{a}^T \right) \odot \left(\hat{\Sigma}_1 / \rho + \hat{\Sigma}_{\eta\eta} \right) \rightarrow \begin{pmatrix} \Sigma_{1,\mathcal{A}} / \rho + E(\eta_{e,\mathcal{A}} \eta_{e,\mathcal{A}}^T) & 0 \\ 0 & D_{\eta,\mathcal{A}^c} \end{pmatrix}$$

in probability, where D_{η,\mathcal{A}^c} is the diagonal matrix consisting of the diagonal elements of $\Sigma_{1,\mathcal{A}^c} / \rho + E(\eta_{e,\mathcal{A}^c} \eta_{e,\mathcal{A}^c}^T)$ and $\mathcal{A}^c = \{j : j \notin \mathcal{A}\}$. This implies that

$$\begin{aligned} \hat{\tau}_{\text{adf}} &= \hat{\tau}_e^I - \begin{pmatrix} E(\phi_e \eta_{e,\mathcal{A}}^T) & 0 \end{pmatrix} \begin{pmatrix} \Sigma_{1,\mathcal{A}} / \rho + E(\eta_{e,\mathcal{A}} \eta_{e,\mathcal{A}}^T) & 0 \\ 0 & D_{\eta,\mathcal{A}^c} \end{pmatrix}^{-1} (\hat{\beta}_e^I - \tilde{\beta}) + o_P(n^{-1/2}) \\ &= \hat{\tau}_e^I - E(\phi_e \eta_{e,\mathcal{A}}^T) \{ \Sigma_{1,\mathcal{A}} / \rho + E(\eta_{e,\mathcal{A}} \eta_{e,\mathcal{A}}^T) \}^{-1} (\hat{\beta}_e^{I,\mathcal{A}} - \tilde{\beta}_{\mathcal{A}}) + o_P(n^{-1/2}) \\ &= \hat{\tau}_{\text{orc}} + o_P(n^{-1/2}). \end{aligned}$$

□

S2 Proofs of Propositions

We need the following lemma for proof of Proposition 1.

Lemma 1 (Le Cam's third lemma). *Suppose P_n, Q_n are two sequences of probability measures and X_n is a sequence of random variables, if*

$$L_{P_n} \left(X_n, \log \frac{dQ_n}{dP_n} \right) \rightarrow N \left\{ \begin{pmatrix} \mu \\ -\frac{1}{2}\sigma^2 \end{pmatrix}, \begin{pmatrix} \Sigma & \varphi \\ \varphi^T & \sigma^2 \end{pmatrix} \right\},$$

then $L_{Q_n}(X_n) \rightarrow N(\mu + \varphi, \Sigma)$.

Proof of Proposition 1. By Taylor's expansion, we have $\gamma(\tilde{\beta}) = \xi(P_0)(\tilde{\beta} - \beta) + o(\tilde{\beta} - \beta)$. As $\tilde{\beta} - \beta = \tilde{\beta} - \beta(P_1) = 1/m \sum_{j=1}^m \tilde{\eta}(W_j) + e_m$ with $E_{P_1}\{\tilde{\eta}(W)\} = 0$, $E_{P_1}\{\tilde{\eta}(W)\tilde{\eta}^T(W)\}$ finite and nonsingular and $e_m = o_P(m^{-1/2}) = o_P(n^{-1/2})$, we have $\tilde{\beta} - \beta = O_P(m^{-1/2}) = O_P(n^{-1/2})$. Therefore $T_n(\tilde{\beta}) = \tau + \frac{1}{n} \sum_{i=1}^n \psi(Z_i) + \xi(\tilde{\beta} - \beta) + o_P(n^{-1/2})$.

For the ease of notation, we denote $P_0(Z; \theta)$ and $P_1(W; \theta)$ by P_0^θ and P_1^θ respectively. Suppose that $P_0^\theta \times P_1^\theta$ is a parametric submodel in semiparametric model $\mathcal{P}_0 \times \mathcal{P}_1 = \{P_0 \times P_1 : P_0, P_1 \text{ satisfy Assumption 2}\}$. Let $l(\theta) = \sum_{i=1}^n \log f(Z_i; \theta)$ be the log-likelihood for internal data, where $f(Z; \theta)$ is the density function of P_0^θ . We denote $\tau(\theta) := \tau(P_0^\theta)$, $\beta(\theta) := \beta(P_0^\theta) = \beta(P_1^\theta)$.

Under Assumption 1 and Condition 1, the log-likelihood combining internal data and external summary statistics satisfies

$$\tilde{l}(\theta) = l(\theta) - \frac{m}{2} \{\tilde{\beta} - \beta(P_1^\theta)\}^T \Sigma_1^{-1} \{\tilde{\beta} - \beta(P_1^\theta)\} - \frac{1}{2} \log(|2\pi m^{-1} \Sigma_1|) + o_P(1),$$

according to Lemma 1 in Boos (1985). Letting

$$(U_n, V_n) = \left(n^{1/2} \{T_n(\tilde{\beta}) - \tau(\theta)\}, n^{-1/2} \left[\sum_{i=1}^n \partial \log f(Z_i; \theta) / \partial \theta + m \dot{\beta}^T(\theta) \Sigma_1^{-1} \{\tilde{\beta} - \beta(\theta) - e_m\} \right] \right),$$

then by the central limit theorem we have $(U_n, V_n) \rightarrow (U, V)$,

$$\begin{pmatrix} U \\ V \end{pmatrix} \sim N \left\{ 0, \begin{pmatrix} E(\psi\psi^T) + \xi \Sigma_1 / \rho \xi^T & E\{\psi \frac{\partial \log f(Z_i; \theta)}{\partial \theta}\} + \xi \dot{\beta}(\theta) \\ [E\{\psi \frac{\partial \log f(Z_i; \theta)}{\partial \theta}\} + \xi \dot{\beta}(\theta)]^T & J_\theta + \dot{\beta}^T(\theta) \rho \Sigma_1^{-1} \dot{\beta}(\theta) \end{pmatrix} \right\},$$

where $J_\theta = E\{\partial \log f(Z_i; \theta) / \partial \theta\}^T \{\partial \log f(Z_i; \theta) / \partial \theta\}$. Letting $\tilde{I}_\theta = J_\theta + \dot{\beta}^T(\theta) \rho \Sigma_1^{-1} \dot{\beta}(\theta)$,

$(U_n, D_n) = (n^{1/2} \{T_n(\tilde{\beta}) - \tau(\theta)\}, \tilde{l}(\theta + tn^{-1/2}) - \tilde{l}(\theta))$, we have $L_\theta(U_n, D_n) \rightarrow (U, t^T V - t^T \tilde{I}_\theta t / 2)$

by the LAN property, where $L_\theta(U_n) \rightarrow U$ represents that U_n converges in distribution to U under the law of $P_0^\theta \times P_1^\theta$. Then, by Le Cam's third lemma (Lemma 1), we have

$$L_{\theta+tn^{-1/2}}(n^{1/2} \{T_n(\tilde{\beta}) - \tau(\theta)\}) = L_{\theta+tn^{-1/2}}(U_n) \rightarrow N(E^*(U^T V)t, E^*(U^T U)),$$

where $E^*(\cdot)$ is taken under the limiting distribution. By the regularity of T_n , we have

$$L_{\theta+tn^{-1/2}}(n^{1/2} \{T_n(\tilde{\beta}) - \tau(\theta + tn^{-1/2})\}) \rightarrow N(0, E^*(U^T U)),$$

and $n^{1/2} \{\tau(\theta + tn^{-1/2}) - \tau(\theta)\} \rightarrow E^*(U^T V)t$, where $E^*(U^T V) = E\{\psi \partial \log f(Z; \theta) / \partial \theta\} + \xi \dot{\beta}(\theta)$.

So we have $E\{\psi \partial \log f(Z; \theta) / \partial \theta\} + \xi \dot{\beta}(\theta) = \dot{\tau}(\theta)$ for all parametric submodels. Then we get

$$E\{(\psi + \xi \eta_e) \partial \log f(Z; \theta) / \partial \theta\} = \dot{\tau}(\theta).$$

As a result, $\psi + \xi \eta_e$ is an influence function for τ . Letting $\phi = \phi(Z) = \psi + \xi \eta_e$ denote an arbitrary influence function for τ , then $\psi = \phi - \xi \eta_e$, which gives the representation (1) in Proposition 1.

From the linearization of $T_n(\tilde{\beta})$, we can calculate the asymptotic variance:

$$\begin{aligned} \text{avar}(T_n(\tilde{\beta})) &= \text{var}(\phi - \xi \eta_e) + \xi n \text{var}(\tilde{\beta}) \xi^T \\ &\rightarrow E(\phi \phi^T) + \xi E(\eta_e \eta_e^T) \xi^T - 2\xi E(\eta_e \phi^T) + \xi \Sigma_1 \xi^T / \rho. \end{aligned}$$

Because $T_{n,e}(\beta)$ is the efficient estimator for τ when β is known, the corresponding ϕ is the efficient influence function ϕ_e for τ , and $\xi = E(\phi_e \eta_e^T) \{E(\eta_e \eta_e^T)\}^{-1}$. Plugging these two terms into the above formula we obtain the asymptotic variance of $T_{n,e}(\beta)$.

□

Proof of Proposition 2. Consider the following exponential family distribution,

$$p(y_i; \theta_i, \psi) = \exp [\{y_i \theta_i - b(\theta_i)\} / a(\psi)] c(y_i, \psi),$$

where θ_i, ψ are parameters and $a(\cdot), b(\cdot), c(\cdot, \cdot)$ are known functions. It is well known that $E(Y_i) = \dot{b}(\theta_i)$, $\text{var}(Y_i) = a(\psi) \ddot{b}(\theta_i)$. Denote $X = (X_1^T, X_2^T)$, $v_i = X_{i1}^T \tau + X_{i2}^T \zeta$, $\mu_i = E(Y_i \mid X_i) = g^{-1}(v_i) = \dot{b}(\theta_i)$, where $g(\cdot)$ is the link function. The efficient influence function for $(\tau^T, \zeta^T)^T$ is

$$\phi_e = \{E(X W X^T)\}^{-1} X W \frac{dv}{d\mu} \{Y - g^{-1}(X_1^T \tau + X_2^T \zeta)\} / a(\psi),$$

where $W = \text{var}(Y \mid X) / \{a^2(\psi) \ddot{b}(\theta) \dot{g}^2(\mu)\} = 1 / \{a(\psi) \ddot{b}(\theta) \dot{g}^2(\mu)\}$ and $dv/d\mu = \dot{g}(\mu)$. Solving the estimating equation $\sum_i [X_i w_i (dv_i/d\mu_i) \{Y_i - g^{-1}(X_{i1}^T \tau + X_{i2}^T \zeta)\}] = 0$ results in an efficient estimator of $(\tau^T, \zeta^T)^T$, where $w_i = 1 / \{a(\psi) \ddot{b}(\theta_i) \dot{g}^2(\mu_i)\}$ and $dv_i/d\mu_i = \dot{g}(\mu_i)$.

When $g(\cdot)$ is the canonical link function, that is $g(\cdot) = \dot{b}^{-1}(\cdot)$, then $\theta_i = \dot{b}^{-1}(E(Y_i \mid X_i)) = v_i = X_{i1}^T \tau + X_{i2}^T \zeta$ and $\dot{g}(\mu_i) = 1 / \ddot{b}(\theta_i) = 1 / \ddot{b}(X_{i1}^T \tau + X_{i2}^T \zeta)$. The efficient influence function for $(\tau^T, \zeta^T)^T$ simplifies to

$$\phi_e = \{E(X W X^T)\}^{-1} X \{Y - g^{-1}(X_1^T \tau + X_2^T \zeta)\} / a(\psi),$$

where $W = \ddot{b}(X_1^T \tau + X_2^T \zeta) / a(\psi)$. Consider a nested working model $g^{-1}(X_2^T \beta)$ for $E(Y \mid X_2)$,

where X_2 is q -dimensional. The functional β is defined as the solution to estimating equation $E[X_2\{Y - g^{-1}(X_2^T\beta)\}] = 0$. An influence function η_1 for β is

$$\eta_1 = \{E(X_2\tilde{W}X_2^T)\}^{-1}X_2\{Y - g^{-1}(X_2^T\beta)\}/a(\tilde{\psi}),$$

where $\tilde{W} = \ddot{b}(X_2^T\beta)/a(\tilde{\psi})$. We have

$$\begin{aligned} & E(\phi_e\eta_e^T) \\ &= E(\phi_e\eta_1^T) \\ &= \{E(XWX^T)\}^{-1}E[X\{Y - g^{-1}(X^T\tau)\}\{Y - g^{-1}(X_2^T\beta)\}X_2^T]\{E(X_2\tilde{W}X_2^T)\}^{-1}/\{a(\psi)a(\tilde{\psi})\} \\ &= \{E(XWX^T)\}^{-1}E(XWX_2^T)\{E(X_2\tilde{W}X_2^T)\}^{-1}\frac{a(\psi)}{a(\tilde{\psi})} \\ &= \begin{pmatrix} 0_{(p-q)\times q} \\ I_{q\times q} \end{pmatrix} \{E(X_2\tilde{W}X_2^T)\}^{-1}\frac{a(\psi)}{a(\tilde{\psi})} \\ &= \begin{pmatrix} 0_{(p-q)\times q} \\ \{E(X_2\tilde{W}X_2^T)\}^{-1} \end{pmatrix} \frac{a(\psi)}{a(\tilde{\psi})}. \end{aligned}$$

So from the efficiency bound (2), there is no efficiency gain for τ .

□

Proof of Proposition 3. Denote the objective function in equation (6) by Q , and $(\hat{\tau}_{CD}, \hat{\beta}_{CD})$ the minimizer of Q , we prove that $\hat{\tau}_{CD} = \hat{\tau}_e$.

Note that $(\hat{\tau}_{CD}, \hat{\beta}_{CD})$ satisfies the first-order conditions:

$$\begin{aligned} \frac{\partial Q}{\partial(\tau, \beta)} &= -2\hat{\Sigma}^{-1} \begin{pmatrix} \hat{\tau}_e^I - \tau \\ \hat{\beta}_e^I - \beta \end{pmatrix} - 2 \begin{pmatrix} 0 & 0 \\ 0 & \rho\hat{\Sigma}_1^{-1} \end{pmatrix} \begin{pmatrix} 0 \\ \tilde{\beta} - \beta \end{pmatrix} = 0 \\ \Rightarrow \left\{ \hat{\Sigma}^{-1} + \begin{pmatrix} 0 & 0 \\ 0 & \rho\hat{\Sigma}_1^{-1} \end{pmatrix} \right\} \begin{pmatrix} \tau \\ \beta \end{pmatrix} &= \hat{\Sigma}^{-1} \begin{pmatrix} \hat{\tau}_e^I \\ \hat{\beta}_e^I \end{pmatrix} + \begin{pmatrix} 0 & 0 \\ 0 & \rho\hat{\Sigma}_1^{-1} \end{pmatrix} \begin{pmatrix} 0 \\ \tilde{\beta} \end{pmatrix}. \end{aligned}$$

So we have

$$\begin{aligned}
(\hat{\tau}_{\text{CD}}^{\text{T}}, \hat{\beta}_{\text{CD}}^{\text{T}})^{\text{T}} &= \left\{ \hat{\Sigma}^{-1} + \begin{pmatrix} 0 & 0 \\ 0 & \rho \hat{\Sigma}_1^{-1} \end{pmatrix} \right\}^{-1} \left\{ \hat{\Sigma}^{-1} \begin{pmatrix} \hat{\tau}_{\text{e}}^{\text{I}} \\ \hat{\beta}_{\text{e}}^{\text{I}} \end{pmatrix} + \begin{pmatrix} 0 & 0 \\ 0 & \rho \hat{\Sigma}_1^{-1} \end{pmatrix} \begin{pmatrix} 0 \\ \tilde{\beta} \end{pmatrix} \right\} \\
&= \left\{ \hat{\Sigma} - \hat{\Sigma} \begin{pmatrix} 0 & 0 \\ 0 & \{\hat{\Sigma}_1/\rho + \hat{\Sigma}_{\eta\eta}^{\text{e}}\}^{-1} \end{pmatrix} \hat{\Sigma} \right\} \left\{ \hat{\Sigma}^{-1} \begin{pmatrix} \hat{\tau}_{\text{e}}^{\text{I}} \\ \hat{\beta}_{\text{e}}^{\text{I}} \end{pmatrix} + \begin{pmatrix} 0 & 0 \\ 0 & \rho \hat{\Sigma}_1^{-1} \end{pmatrix} \begin{pmatrix} 0 \\ \tilde{\beta} \end{pmatrix} \right\} \\
&= \left\{ I - \hat{\Sigma} \begin{pmatrix} 0 & 0 \\ 0 & \{\hat{\Sigma}_1/\rho + \hat{\Sigma}_{\eta\eta}^{\text{e}}\}^{-1} \end{pmatrix} \right\} \begin{pmatrix} \hat{\tau}_{\text{e}}^{\text{I}} \\ \hat{\beta}_{\text{e}}^{\text{I}} \end{pmatrix} \\
&\quad + \hat{\Sigma} \left\{ \begin{pmatrix} 0 & 0 \\ 0 & \rho \hat{\Sigma}_1^{-1} \end{pmatrix} - \begin{pmatrix} 0 & 0 \\ 0 & \{\hat{\Sigma}_1/\rho + \hat{\Sigma}_{\eta\eta}^{\text{e}}\}^{-1} \end{pmatrix} \hat{\Sigma} \begin{pmatrix} 0 & 0 \\ 0 & \rho \hat{\Sigma}_1^{-1} \end{pmatrix} \right\} \begin{pmatrix} 0 \\ \tilde{\beta} \end{pmatrix} \\
&= \begin{pmatrix} \hat{\tau}_{\text{e}}^{\text{I}} - \hat{\Sigma}_{\phi\eta}^{\text{e}} \{\hat{\Sigma}_1/\rho + \hat{\Sigma}_{\eta\eta}^{\text{e}}\}^{-1} \hat{\beta}_{\text{e}}^{\text{I}} \\ \hat{\beta}_{\text{e}}^{\text{I}} - \hat{\Sigma}_{\eta\eta}^{\text{e}} \{\hat{\Sigma}_1/\rho + \hat{\Sigma}_{\eta\eta}^{\text{e}}\}^{-1} \hat{\beta}_{\text{e}}^{\text{I}} \end{pmatrix} \\
&\quad + \hat{\Sigma} \begin{pmatrix} 0 & 0 \\ 0 & \{\hat{\Sigma}_1/\rho + \hat{\Sigma}_{\eta\eta}^{\text{e}}\}^{-1} \end{pmatrix} \begin{pmatrix} 0 \\ \tilde{\beta} \end{pmatrix} \\
&= \begin{pmatrix} \hat{\tau}_{\text{e}}^{\text{I}} - \hat{\Sigma}_{\phi\eta}^{\text{e}} \{\hat{\Sigma}_1/\rho + \hat{\Sigma}_{\eta\eta}^{\text{e}}\}^{-1} (\hat{\beta}_{\text{e}}^{\text{I}} - \tilde{\beta}) \\ \hat{\beta}_{\text{e}}^{\text{I}} - \hat{\Sigma}_{\eta\eta}^{\text{e}} \{\hat{\Sigma}_1/\rho + \hat{\Sigma}_{\eta\eta}^{\text{e}}\}^{-1} (\hat{\beta}_{\text{e}}^{\text{I}} - \tilde{\beta}) \end{pmatrix}.
\end{aligned}$$

As a result, $\hat{\tau}_{\text{e}} = \hat{\tau}_{\text{CD}}$, which completes the proof of Proposition 4.

When $\hat{\Sigma}_1$ is not available, Liu et al. (2015) proposed to use a working positive-definite matrix Ω for $\hat{\Sigma}_1$. Denote the resulting estimator by $\hat{\tau}_{\text{CD}}^{\Omega}$, we have

$$\hat{\tau}_{\text{CD}}^{\Omega} = \hat{\tau}_{\text{e}}^{\text{I}} - \hat{\Sigma}_{\phi\eta}^{\text{e}} \{\Omega/\rho + \hat{\Sigma}_{\eta\eta}^{\text{e}}\}^{-1} (\hat{\beta}_{\text{e}}^{\text{I}} - \tilde{\beta}).$$

Note that $\hat{\tau}_{\text{CD}}^\Omega$ is also consistent to τ . As $n^{1/2}((\hat{\tau}_e^I - \tau)^\top, (\hat{\beta}_e^I - \beta)^\top)^\top \rightarrow N(0, \Sigma)$, we have

$$\begin{aligned}
& \text{avar}(\hat{\tau}_{\text{CD}}^\Omega) \\
&= \text{avar}(\hat{\tau}_e^I - \hat{E}(\phi_e \eta_e^\top) \{\Omega/\rho + \hat{\Sigma}_{\eta\eta}^e\}^{-1} \hat{\beta}_e^I) + \text{avar}(\hat{\Sigma}_{\phi\eta}^e \{\Omega/\rho + \hat{\Sigma}_{\eta\eta}^e\}^{-1} \tilde{\beta}) \\
&= E(\phi_e \phi_e^\top) - 2E(\phi_e \eta_e^\top) \{\Omega/\rho + E(\eta_e \eta_e^\top)\}^{-1} E(\phi_e \eta_e^\top)^\top \\
&\quad + E(\phi_e \eta_e^\top) \{\Omega/\rho + E(\eta_e \eta_e^\top)\}^{-1} \{\Sigma_1/\rho + E(\eta_e \eta_e^\top)\} \{\Omega/\rho + E(\eta_e \eta_e^\top)\}^{-1} E(\phi_e \eta_e^\top)^\top \\
&= E(\phi_e \phi_e^\top) \\
&\quad - E(\phi_e \eta_e^\top) \{\Omega/\rho + E(\eta_e \eta_e^\top)\}^{-1} \{(2\Omega - \Sigma_1)/\rho + E(\eta_e \eta_e^\top)\} \{\Omega/\rho + E(\eta_e \eta_e^\top)\}^{-1} E(\phi_e \eta_e^\top)^\top.
\end{aligned}$$

We next show that $\text{avar}(\hat{\tau}_{\text{CD}}^\Omega) - \text{avar}(\hat{\tau}_e)$ is semi-positive definite, where $\text{avar}(\hat{\tau}_e)$ is the efficiency bound in (2).

$$\begin{aligned}
& \text{avar}(\hat{\tau}_{\text{CD}}^\Omega) - \text{avar}(\hat{\tau}_e) \\
&= E(\phi_e \eta_e^\top) \{\Sigma_1/\rho + E(\eta_e \eta_e^\top)\}^{-1} E(\phi_e \eta_e^\top)^\top \\
&\quad - E(\phi_e \eta_e^\top) \{\Omega/\rho + E(\eta_e \eta_e^\top)\}^{-1} \{2\Omega/\rho - \Sigma_1/\rho + E(\eta_e \eta_e^\top)\} \{\Omega/\rho + E(\eta_e \eta_e^\top)\}^{-1} E(\phi_e \eta_e^\top)^\top \\
&= E(\phi_e \eta_e^\top) \left[\{\Sigma_1/\rho + E(\eta_e \eta_e^\top)\}^{-1} - \{\Omega/\rho + E(\eta_e \eta_e^\top)\}^{-1} \right] E(\phi_e \eta_e^\top)^\top \\
&\quad + E(\phi_e \eta_e^\top) \{\Omega/\rho + E(\eta_e \eta_e^\top)\}^{-1} \{(\Sigma_1 - \Omega)/\rho\} \{\Omega/\rho + E(\eta_e \eta_e^\top)\}^{-1} E(\phi_e \eta_e^\top)^\top.
\end{aligned}$$

We have

$$\begin{aligned}
& \{\Sigma_1/\rho + E(\eta_e \eta_e^\top)\}^{-1} \\
&= \{\Omega/\rho + E(\eta_e \eta_e^\top) + (\Sigma_1 - \Omega)/\rho\}^{-1} \\
&= \{\Omega/\rho + E(\eta_e \eta_e^\top)\}^{-1} \\
&\quad - \{\Omega/\rho + E(\eta_e \eta_e^\top)\}^{-1} \left[\{(\Sigma_1 - \Omega)/\rho\}^{-1} - \{\Omega/\rho + E(\eta_e \eta_e^\top)\}^{-1} \right]^{-1} \{\Omega/\rho + E(\eta_e \eta_e^\top)\}^{-1},
\end{aligned}$$

and

$$\begin{aligned}
& \left[\{(\Sigma_1 - \Omega)/\rho\}^{-1} - \{\Omega/\rho + E(\eta_e \eta_e^\top)\}^{-1} \right]^{-1} \\
&= (\Sigma_1 - \Omega)/\rho - (\Sigma_1 - \Omega)/\rho \{\Sigma_1/\rho + E(\eta_e \eta_e^\top)\}^{-1} (\Sigma_1 - \Omega)/\rho.
\end{aligned}$$

Therefore,

$$\begin{aligned}
& \text{avar}(\hat{\tau}_{\text{CD}}^\Omega) - \text{avar}(\hat{\tau}_e) \\
&= E(\phi_e \eta_e^\text{T}) \{\Omega/\rho + E(\eta_e \eta_e^\text{T})\}^{-1} \left((\Sigma_1 - \Omega)/\rho - \left[\{(\Sigma_1 - \Omega)/\rho\}^{-1} - \{\Omega/\rho + E(\eta_e \eta_e^\text{T})\}^{-1} \right]^{-1} \right) \\
&\quad \times \{\Omega/\rho + E(\eta_e \eta_e^\text{T})\}^{-1} E(\phi_e \eta_e^\text{T})^\text{T} \\
&= E(\phi_e \eta_e^\text{T}) \{\Omega/\rho + E(\eta_e \eta_e^\text{T})\}^{-1} (\Sigma_1 - \Omega)/\rho \{\Sigma_1/\rho + E(\eta_e \eta_e^\text{T})\}^{-1} \\
&\quad \times (\Sigma_1 - \Omega)/\rho \{\Omega/\rho + E(\eta_e \eta_e^\text{T})\}^{-1} E(\phi_e \eta_e^\text{T})^\text{T} \\
&= D \{\Sigma_1/\rho + E(\eta_e \eta_e^\text{T})\}^{-1} D^\text{T},
\end{aligned}$$

where $D = E(\phi_e \eta_e^\text{T}) \{\Omega/\rho + E(\eta_e \eta_e^\text{T})\}^{-1} (\Sigma_1 - \Omega)/\rho$. So $\text{avar}(\hat{\tau}_{\text{CD}}^\Omega) - \text{avar}(\hat{\tau}_{\text{CD}})$ is semi-positive definite.

According to the asymptotic variance formula of $\text{avar}(\hat{\tau}_{\text{CD}}^\Omega)$, efficiency paradox will not occur if $\{(2\Omega - \Sigma_1)/\rho + E(\eta_e \eta_e^\text{T})\}$ is a positive definite matrix. As mentioned by Liu et al. (2015), sometimes a consistent estimate of the diagonal elements of Σ_1 is available; in this case we let Ω be such a diagonal matrix, then $2\Omega - \Sigma_1$ is positive-definite for $q = 1, 2$, but this no longer holds for $q \geq 3$. For example, let

$$\Sigma_1 = \begin{pmatrix} 2 & 1 & 1 \\ 1 & 2 & 1 \\ 1 & 1 & 1 \end{pmatrix}, \Omega = \begin{pmatrix} 2 & 0 & 0 \\ 0 & 2 & 0 \\ 0 & 0 & 1 \end{pmatrix}, 2\Omega - \Sigma_1 = \begin{pmatrix} 2 & -1 & -1 \\ -1 & 2 & -1 \\ -1 & -1 & 1 \end{pmatrix},$$

then $2\Omega - \Sigma_1$ has eigenvalues $3, 1 \pm 2^{1/2}$, which is not positive-definite. As a result, when ρ is small, $\{(2\Omega - \Sigma_1)/\rho + E(\eta_e \eta_e^\text{T})\}$ will not be positive-definite.

□

S3 Detailed Discussion for Summary Statistics from Multiple External Studies

In Theorem 4 in the main text, we obtain the efficiency bound

$$E(\phi_e \phi_e^\text{T}) - E(\phi_e \eta_{e,[S]}^\text{T}) \{\Sigma_{[S]} + E(\eta_{e,[S]} \eta_{e,[S]}^\text{T})\}^{-1} E(\phi_e \eta_{e,[S]}^\text{T})^\text{T}, \quad (\text{S17})$$

with summary statistics from S external studies, where $\Sigma_{[S]} = \text{diag}(\Sigma_1/\rho_1, \dots, \Sigma_S/\rho_S)$. Suppose the summary statistics $\tilde{\beta}_{S+1}$ is available from the $(S+1)$ -th external study with sample size m_{S+1} ,

$m_{S+1}/n \rightarrow \rho_{S+1} \in (0, \infty)$, $m_{S+1}^{1/2}\{\tilde{\beta}_{S+1} - \beta_{S+1}(P_{S+1})\} \rightarrow N(0, \Sigma_{S+1})$, and $\beta_{S+1}(P_{S+1}) = \beta_{S+1}(P_0)$. Let $\eta_{e,S+1}$ be the efficient influence function for $\beta_{S+1}(P_0)$ based on the internal data, $\eta_{e,[S+1]} = (\eta_{e,1}^T, \dots, \eta_{e,S+1}^T)^T$, and $\Sigma_{[S+1]} = \text{diag}(\Sigma_1/\rho_1, \dots, \Sigma_{S+1}/\rho_{S+1})$. Then, the efficiency bound with summary statistics from $S + 1$ external studies is

$$E(\phi_e \phi_e^T) - E(\phi_e \eta_{e,[S+1]}^T) \{ \Sigma_{[S+1]} + E(\eta_{e,[S+1]} \eta_{e,[S+1]}^T) \}^{-1} E(\phi_e \eta_{e,[S+1]}^T)^T. \quad (\text{S18})$$

Let $\epsilon_{[S]}$ and ϵ_{S+1} are independent normal random vectors with mean zero and variances $\Sigma_{[S]}$ and Σ_{S+1}/ρ_{S+1} , respectively, and $\epsilon_{[S+1]} = (\epsilon_{[S]}^T, \epsilon_{S+1})^T$. Then, it is not hard to verify that (S17) and (S18) are the variances of the residuals of projecting ϕ_e onto the linear spaces spanned by $\eta_{[S]} + \epsilon_{[S]}$ and $\eta_{[S+1]} + \epsilon_{[S+1]}$, respectively. After some matrix algebra, one can find that (S17) - (S18) equals to

$$E(\phi_e e_{S+1}^T) \{ E(e_{S+1} e_{S+1}^T) + \Sigma_{S+1}/\rho_{S+1} \}^{-1} E(\phi_e e_{S+1}^T)^T \geq 0, \quad (\text{S19})$$

where $e_{S+1} = \eta_{e,S+1} - E(\eta_{e,S+1} \eta_{e,[S]}^T) \{ \Sigma_{[S]} + E(\eta_{e,[S]} \eta_{e,[S]}^T) \}^{-1} (\eta_{e,[S]} + \epsilon_{[S]})$ is the residual of projecting $\eta_{e,S+1}$ onto the linear space spanned by $\eta_{e,[S]} + \epsilon_{[S]}$. This implies that adding a summary statistic doesn't increase the efficiency bound. From (S19), it can be seen that the efficiency gain of adding $\tilde{\beta}_{S+1}$ into analysis depends on the covariance $E(\phi_e e_{S+1}^T)$ between e_{S+1} and ϕ_e and the variances $E(e_{S+1} e_{S+1}^T)$ and Σ_{S+1}/ρ_{S+1} . In study design, an estimate or approximation of (S19) can serve as a criterion for choosing the summary statistics to incorporate.

S4 Additional Examples

The following is an example concerning marginal and joint regressions.

Example 3. Suppose the internal data are random samples of $(X_1, X_2, Y) \sim P_0$ and the external individual data are random samples of $(X_1, X_2, Y) \sim P_1$, with $P_0 = P_1$, $Y = X_1\tau_1 + X_2\tau_2 + \varepsilon$, X_1, X_2 having mean zero, $E(\varepsilon \mid X_1, X_2) = 0$ and $\text{var}(\varepsilon \mid X_1, X_2) = \sigma^2$. The external summary statistics are $\tilde{\beta} = (\tilde{\beta}_1, \tilde{\beta}_2)^T$, where $\tilde{\beta}_1$ and $\tilde{\beta}_2$ are the ordinary least squares coefficients obtained by regressing Y on X_1 and X_2 separately with the external data. This happens in genome-wide association studies where researchers provide summary statistics of separate univariate regression

coefficients of a quantitative trait (Y) on each centered genotype (X) (Zhu and Stephens, 2017). The efficient influence function for β is $\eta_e = (\eta_{e,1}, \eta_{e,2})^T$, where $\eta_{e,1} = \{E(X_1^2)\}^{-1}X_1(Y - X_1\beta_1)$ and $\eta_{e,2} = \{E(X_2^2)\}^{-1}X_2(Y - X_2\beta_2)$. Denoting $X = (X_1, X_2)^T$, the data-fused efficiency bound for $\tau = (\tau_1, \tau_2)^T$ is

$$\sigma^2\{E(XX^T)\}^{-1} - \frac{\rho\sigma^4}{1+\rho}\text{diag}\{1/E(X_1^2), 1/E(X_2^2)\}\{E(\eta_e\eta_e^T)\}^{-1}\text{diag}\{1/E(X_1^2), 1/E(X_2^2)\}.$$

If only $\tilde{\beta}_1$ is available and without loss of generality we assume X_1, X_2 have unity variance and correlation coefficient κ , the data-fused efficiency bound for τ is

$$\sigma^2 \begin{pmatrix} \frac{1}{1-\kappa^2} & -\kappa \\ -\kappa & \frac{1}{1-\kappa^2} \end{pmatrix} - \frac{\rho}{1+\rho} \begin{pmatrix} \sigma^4/\text{var}(\eta_{e,1}) & 0 \\ 0 & 0 \end{pmatrix}.$$

There is no efficiency gain for estimating τ_2 from external marginal regression estimate $\tilde{\beta}_1$. Zhang et al. (2020) have obtained this result under a special case where the distribution of ε is $N(0, 1)$. Nevertheless, we note that the efficiency gain for estimating τ_2 emerges when ε is heteroscedastic; that is, $\text{var}(\varepsilon \mid X_1, X_2)$ is not a constant. Details of this example and a simulation are provided below.

Details of Example 3. Let $X = (X_1, X_2)^T$. According to Tsiatis (2006), the nuisance tangent space is $\{s(\varepsilon, X) : E\{s(\varepsilon, X)\varepsilon \mid X\} = 0\}$. In addition, the efficient influence function for τ is $\phi_e = [E\{XV^{-1}(X)X^T\}]^{-1}XV^{-1}(X)(Y - X^T\tau)$, where $V(X) = E(\varepsilon^2 \mid X) = \sigma^2$. Thus, $\phi_e = \{E(XX^T)\}^{-1}X(Y - X^T\tau)$. For $\beta = (\beta_1, \beta_2)^T = (\{E(X_1^2)\}^{-1}EX_1Y, \{E(X_2^2)\}^{-1}EX_2Y)^T$, the efficient influence function is $\eta_e = (\eta_{e,1}, \eta_{e,2})^T$.

We have $E(\phi_e\eta_e^T) = \sigma^2\text{diag}(\{E(X_1^2)\}^{-1}, \{E(X_2^2)\}^{-1})$. So the data-fused efficiency bound for τ is

$$\sigma^2\{E(X^TX)\}^{-1} - \frac{\rho}{1+\rho}\sigma^4 \begin{pmatrix} \{E(X_1^2)\}^{-1} & 0 \\ 0 & \{E(X_2^2)\}^{-1} \end{pmatrix} \{E(\eta_e\eta_e^T)\}^{-1} \begin{pmatrix} \{E(X_1^2)\}^{-1} & 0 \\ 0 & \{E(X_2^2)\}^{-1} \end{pmatrix}.$$

In particular, suppose we only have summary statistics $\tilde{\beta}_1$ with efficient influence function $\eta_{e,1}$. When X_1, X_2 have unity variance and correlation coefficient κ , the above variance bound reduces

to

$$\sigma^2 \begin{pmatrix} \frac{1}{1-\kappa^2} & -\kappa \\ -\kappa & \frac{1}{1-\kappa^2} \end{pmatrix} - \frac{\rho}{1+\rho} \begin{pmatrix} \sigma^4/\text{var}(\eta_{e,1}) & 0 \\ 0 & 0 \end{pmatrix}.$$

If $V(X)$ is not a constant, we have

$$E(\phi_e \eta_{e,1}) = [E\{XV^{-1}(X)X^T\}]^{-1}E(XX_1)\{E(X_1^2)\}^{-1},$$

and $\tilde{\beta}_1$ may improve the estimation efficiency for τ_2 . We illustrate with a simulation. The data generating process is as follows:

$$\begin{pmatrix} X_1 \\ X_2 \end{pmatrix} \sim N \left\{ \begin{pmatrix} 0 \\ 0 \end{pmatrix}, \begin{pmatrix} 1 & 0.5 \\ 0.5 & 1 \end{pmatrix} \right\}, Y = X^T \tau + \varepsilon, \text{ where } \tau = (1, 1)^T.$$

We set $V(X) = 1 + (X_1 + 3X_2)^2$ and $n = 500, m = 2000$. For estimation, we obtain $\hat{\tau}_e^I$ by weighted least squares regression with true $V(X)$ and $\hat{\beta}_e^I$ by regressing Y on X_1 using only internal data. The data-fused efficient estimator is the same as in Example 3, that is,

$$\hat{\tau}_e = \hat{\tau}_e^I - \rho(1 + \rho)^{-1} \widehat{\text{cov}}(\hat{\tau}_e^I, \hat{\beta}_e^I) \{\widehat{\text{var}}(\hat{\beta}_e^I)\}^{-1} (\hat{\beta}_e^I - \tilde{\beta}_1).$$

We replicate 1000 simulations. Figure S1 and Table S1 show bias and root mean squared error of INT and EFF estimators. The data-fused efficient estimator of τ_2 has smaller variability than the weighted least squares estimator using only internal data, which is evidence that $\tilde{\beta}_1$ brings efficiency gain for estimating τ_2 .

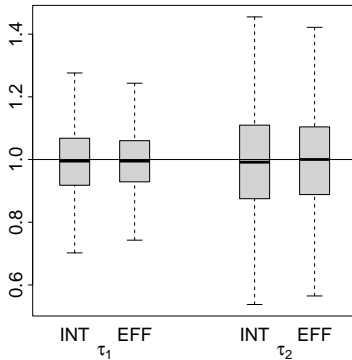


Figure S1: Boxplot under the heteroscedastic error setting.

Table S1: RMSE for heteroscedastic error setting. All numbers are multiplied by 100

	τ_1	τ_2
INT	7.60	12.23
EFF	6.74	11.49

Example 4. Suppose $Z = (X, Y) \sim P_0$ in the internal study and $W = X \sim P_1$ in the exter-

nal study with P_1 equal to the marginal distribution of P_0 . This is a common setting in semi-supervised learning or missing data analysis where Z is the labeled/complete data and W is the unlabeled/incomplete data. Consider the estimation of $\tau = E(Y)$. Suppose individual samples in the internal study and $\tilde{\beta}$, the sample mean of X in external data, are available. Using only the internal data, the efficiency bound for τ is $\text{var}(Y)$. Treating $\tilde{\beta}$ as the true underlying value β , then the plug-in estimator is $T_{n,e}(\tilde{\beta}) = n^{-1} \sum_{i=1}^n \{Y_i - \hat{\zeta}(X_i - \tilde{\beta})\}$, where $\hat{\zeta}$ is the least squares coefficient of X in the linear regression of Y on X . The asymptotic variance of $T_{n,e}(\tilde{\beta})$ is $\text{var}(Y) - (1 - 1/\rho)\text{cov}^2(X, Y)\{\text{var}(X)\}^{-1}$. If $\rho < 1$ and $\text{cov}(X, Y) \neq 0$, the efficiency paradox emerges.

Details of Example 4. This example illustrates the efficiency paradox. Using only internal data, the efficient influence function for τ is $Y - \tau$, so the efficiency bound for τ is $\text{var}(Y)$. If we treat $\tilde{\beta}$ as the true β , then $T_{n,e}(\tilde{\beta}) = n^{-1} \sum_{i=1}^n \{Y_i - \hat{\zeta}(X_i - \tilde{\beta})\}$ with $\hat{\zeta} \rightarrow \text{cov}(X, Y)\{\text{var}(X)\}^{-1}$. The linearization representation of $T_{n,e}(\tilde{\beta})$ is

$$\begin{aligned} T_{n,e}(\tilde{\beta}) &= \tau + \frac{1}{n} \sum_{i=1}^n \{Y_i - \text{cov}(X, Y)\{\text{var}(X)\}^{-1}(X_i - \beta)\} \\ &\quad + \text{cov}(X, Y)\{\text{var}(X)\}^{-1}(\tilde{\beta} - \beta) + o_P(n^{-1/2}), \end{aligned}$$

and its asymptotic variance is $\text{var}(Y) - (1 - 1/\rho)\text{cov}^2(X, Y)\{\text{var}(X)\}^{-1}$.

Example 5 (Continuation of Example 4). We have $\hat{\tau}_e^1 = \bar{Y}$ and $\hat{\beta}_e^1 = \bar{X}$, the sample mean of Y and X , respectively, in the internal data. The data-fused efficient estimator is $\hat{\tau}_e = \bar{Y} - \rho(1 + \rho)^{-1}\hat{\zeta}(\bar{X} - \tilde{\beta})$, where $\hat{\zeta}$ is the least squares coefficient of X in the linear regression of Y on X . This recovers the semi-supervised least squares estimator given by Zhang et al. (2019).

S5 Additional Simulations

Under Scenario I in Section 5.1 in the main text, we conduct additional simulations that use neural networks to estimate the nuisance parameter in the data-fused efficient influence function and construct the estimator using cross-fitting. We use three-layer neural networks to estimate the propensity score model and the outcome regression model. In each layer, there are 8 neurons.

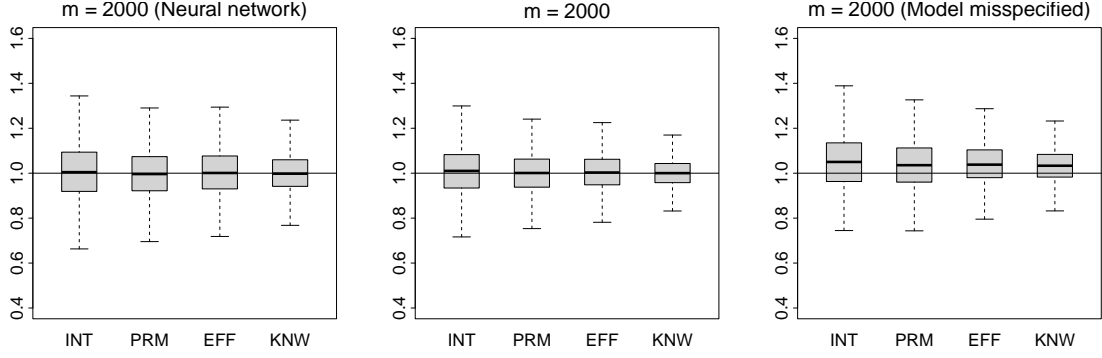


Figure S2: Simulation results for scenario I using neural networks. The plot on the left uses neural networks to fit the propensity score and outcome regression model, the plot in the middle uses correctly specified propensity score and outcome regression model, the plot on the right uses misspecified propensity score and outcome regression model.

The activation function is rectified linear unit (ReLU). We split the data into 4 parts to perform cross-fitting. The sample size is $n = 1000$ and $m = 2000$. The boxplots are shown in Figure S2.

The results using neural networks are comparable to the results using correctly specified parametric models for both the propensity score model and the outcome regression model. For model misspecification, we use a generalized linear model with a Cauchit link function to fit the propensity score model and a linear model to fit the outcome regression model. Misspecification of both the propensity score model and the outcome regression model leads to a biased estimate.

We conduct simulations under Scenario II to evaluate the sensitivity of the re-bootstrap confidence intervals to the number of candidate heterogeneity parameters ($\bar{r} = 10, 20, 50$) and sample sizes ($n = 500, 1000, 2000$). As shown in Table S2, the re-bootstrap confidence intervals exhibit stable performance across varying numbers of candidate heterogeneity parameters and sample sizes.

S6 Efficient Influence Functions under a Parametric Conditional Density Model

Let Y and X be the outcome and covariates, respectively. Suppose the internal observations $\{(X_i^I, Y_i^I)\}_{i=1}^n$ are i.i.d. observations of (X, Y) from P_0 and the conditional density of $Y \mid X = x$

Table S2: Average width (AW) and coverage probability (CP) for re-bootstrap procedure in Scenario II with moderate heterogeneity. All numbers are multiplied by 100.

		$\bar{r} = 10$						$\bar{r} = 20$						$\bar{r} = 50$					
		$C = 0.05$		$C = 1$		$C = 20$		$C = 0.05$		$C = 1$		$C = 20$		$C = 0.05$		$C = 1$		$C = 20$	
n		AW	CP	AW	CP	AW	CP	AW	CP	AW	CP	AW	CP	AW	CP	AW	CP	AW	CP
τ_1	500	37.24	98.4	38.07	97.2	40.62	98.5	38.18	97.5	38.82	97.2	41.37	97.1	39.88	98.2	40.56	97.0	42.69	97.6
	1000	25.05	98.0	25.48	96.5	27.84	97.2	26.05	97.9	26.74	97.0	28.60	97.3	27.05	97.7	27.70	96.8	29.42	97.9
	2000	17.47	96.9	17.84	95.7	19.72	96.4	17.95	98.1	18.36	96.8	20.11	98.2	19.18	98.5	19.90	97.3	21.12	97.7
τ_2	500	37.10	97.8	39.34	94.1	47.72	97.4	38.07	97.5	40.11	95.4	48.71	97.7	39.97	97.9	42.10	95.3	49.73	96.8
	1000	24.93	97.6	26.28	93.2	33.87	96.4	25.84	97.6	27.76	93.5	34.55	96.6	27.10	98.7	28.93	95.0	35.27	97.7
	2000	17.44	97.1	18.44	92.2	24.20	96.9	17.90	97.5	19.01	92.5	24.63	98.1	18.97	98.4	20.48	94.6	25.23	97.8

has the parametric form $f(y \mid x; \tau)$ under P_0 . Let X_1 be a subvector of X . Let $\{(X_{1i}, Y_i)\}_{i=1}^m$ be i.i.d. observations of (X_1, Y) from P_1 . Let $S_\tau = \partial f(Y \mid X; \tau) / \partial \tau$ be the score function of τ evaluated at the true parameter. Then, the efficient influence function ϕ_e for τ based on the internal data is $E(S_\tau S_\tau^\top)^{-1} S_\tau$ according to the maximum likelihood estimation theory (Chapter 3 of Tsiatis, 2006), where $E(\cdot)$ denote the expectation with respect to P_0 . In addition, the maximum likelihood estimator based on the conditional likelihood is efficient for τ based on the internal data.

Suppose the external summary statistics $\tilde{\beta}$ is a subvector of the solution $\tilde{\psi}$ of the estimating equation $m^{-1} \sum_{i=1}^m \varpi(Y_i, X_{1i}; \psi^\dagger) = 0$, where $\varpi(\cdot, \cdot; \psi^\dagger)$ is an estimating function and ψ^\dagger is a q_* -dimensional vector with $q_* \geq q$. Without loss of generality, we write $\tilde{\psi} = (\tilde{\zeta}^\top, \tilde{\beta}^\top)^\top$. For any distribution P of (Y, X) , let $\psi(P) = (\zeta(P)^\top, \beta(P)^\top)^\top$ be the solution of the population-level estimating equation $E_P\{\varpi(Y, X_1; \psi)\} = 0$ and $\psi = \psi(P_0)$, where the subscript P indicates that the expectation is taken under P . We write $\varpi(Y, X_1; \psi)$ and $\partial \varpi(Y, X_1; \psi) / \partial \psi$ as ϖ and $\partial \varpi / \partial \psi$ for short. Next, we derive the efficient influence function for the functional $\beta(P_0)$ based on the internal data. Standard calculations (Tsiatis, 2006) can show that the tangent space under the conditional density model consists of functions with the form $\Lambda S_\tau + S_X$ where Λ is an arbitrary $q_* \times p$ matrix, S_τ is the score function of the conditional density of $Y \mid X$ satisfying $E(S_\tau \mid X) = 0$, and S_X is an arbitrary q_* -dimensional function of X satisfying $E(S_X) = 0$. Subsequently, we show

that the efficient influence function of ψ is

$$\eta_{\text{par}} = \{E(\partial\varpi/\partial\psi)\}^{-1}\{E(\varpi S_\tau)E(S_\tau S_\tau^\text{T})^{-1}S_\tau + E(\varpi \mid X)\}.$$

Note that $\eta_{\text{par}} = \Lambda S_\tau + \{E(\partial\varpi/\partial\psi)\}^{-1}E(\varpi \mid X)$ with $\Lambda = \{E(\partial\varpi/\partial\psi)\}^{-1}E(\varpi S_\tau)$ and $E\{E(\varpi \mid X)\} = E(\varpi) = 0$. Thus, η_{par} belongs to the tangent space. Because $E_P\{\varpi(Y, X_1; \psi(P))\} = 0$ for any P . For any regular parametric submodel P_θ , by taking derivative on both sides of the equation $E_{P_\theta}\{\varpi(Y, X_1; \psi(P_\theta))\} = 0$, we have

$$\frac{\partial}{\partial\theta^\text{T}}\psi(P_\theta) = \{E(\partial\varpi/\partial\psi)\}^{-1}E(\varpi S_\theta^\text{T})$$

according to the chain rule of the derivative, where $S_\theta = (\partial\tau/\partial\theta^\text{T})^\text{T}S_\tau + S_{X\theta}$ and $S_{X\theta}$ is the score of the marginal density of X under the submodel. By straightforward calculation, we have

$$\frac{\partial}{\partial\theta^\text{T}}\psi(P_\theta) = E(\eta_{\text{par}}S_\theta^\text{T}),$$

which proves that η_{par} is the efficient influence function of $\psi(P_0)$. Thus, the efficient influence function of β based on the internal data corresponds to the last q components of η_{par} .

Subsequently, we provide an efficient estimator for β under the parametric density model. For any τ^\dagger , define $\varpi_{\text{int}}(x; \psi^\dagger, \tau^\dagger) = \int \varpi(y, x_1; \psi^\dagger)f(y \mid x; \tau^\dagger)dy$. Let $\hat{\tau}_{\text{mle}}$ be the maximum likelihood estimator for τ . Then, the standard Z-estimation theory can show that the solution of the estimating equation

$$n^{-1} \sum_{i=1}^n \varpi_{\text{int}}(X_i; \psi^\dagger, \hat{\tau}_{\text{mle}}) = 0$$

has the influence function η_{par} . Let $\hat{\psi}_e^1$ be the solution of the above estimating equation. Then, the last q components of $\hat{\psi}_e^1$ comprise an efficient estimator for β .

Remark 3. The function $\varpi_{\text{int}}(x; \psi^\dagger, \tau^\dagger)$ involves an integral which may be hard to calculate in general. However, the integral reduces to a sum and is easy to compute when Y takes only finite possible values.

Plugging in the efficient influence functions for τ and β based on internal data here into the efficiency bound in Theorem 2 in the main text, one can obtain the semiparametric efficiency bound incorporating the summary statistics. By repeatedly using the Woodbury matrix identity,

it can be shown that the joint constrained maximum likelihood estimator defined in (4) in Zhang et al. (2020) achieves the semiparametric efficiency bound under the parametric conditional density model when the weighting matrix V^{-1} therein is set as Σ_1^{-1} , according to the formula (A.1) in Supplementary Material of Zhang et al. (2020). Recently, Zhai and Han (2024) extended the method of Zhang et al. (2020) to account for untransportable summary statistics. The dPCML estimator proposed by Zhang et al. (2020) is asymptotically equivalent to a joint constrained maximum likelihood estimator that only incorporates transportable summary statistics according to Corollary 1 therein. However, it does not achieve the semiparametric efficiency bound B^A in the presence of untransportable summary statistics in general. For simplicity, consider the case with one external study. The efficiency bound can be achieved through the joint constrained maximum likelihood estimator when only transportable summary statistics are incorporated and the weighting matrix V^{-1} in Zhang et al. (2020) is set as $\Sigma_{1,A}^{-1}$ by the above discussions. According to Corollary 1 of Zhai and Han (2024), it is not hard to see that the dPCML estimator is equivalent to the joint constrained maximum likelihood estimator that only incorporates transportable summary statistics with the weighting matrix $V^{-1} = (\Sigma_1^{-1})_A$. Thus, the dPCML estimator does not always achieve the semiparametric efficiency bound B^A in the presence of untransportable summary statistics because $(\Sigma_1^{-1})_A \neq \Sigma_{1,A}^{-1}$ in general.

Remark 4. *Taylor et al. (2023) considered the case where $Y \mid X$ follows generalized linear model $f(y \mid x; \tau)$ and the regression coefficient obtained from a reduced generalized linear regression between Y and a $(q + 1)$ -dimensional subvector X_1 of X is available from an external study. They assumed the ratio between the population-level regression coefficients of X_1 's different components are (approximately) the same in the $Y \sim X$ regression in the internal study and the $Y \sim X_1$ regression in the external study. To simplify the discussion, we assume these ratios are identical in the two studies and the population-level regression coefficient of the first component of X_1 is nonzero in the $Y \sim X$ regression in the internal study. Let $\tilde{\vartheta} = (\tilde{\vartheta}_1, \dots, \tilde{\vartheta}_{q+1})^T$ be the regression coefficient in the $Y \sim X_1$ regression based the external data. Then, $\tilde{\beta} = (\tilde{\vartheta}_2/\tilde{\vartheta}_1, \dots, \tilde{\vartheta}_{q+1}/\tilde{\vartheta}_1)^T$ is*

transportable. Let τ_j be the j -th component of τ for $j = 1, \dots, p$. Then, $\beta = (\tau_2/\tau_1, \dots, \tau_{q+1}/\tau_1)^T$ and the efficient influence function for β is

$$\begin{pmatrix} -\tau_1^{-2}\tau_2 & \tau_1^{-1} & 0 & \dots & 0 \\ -\tau_1^{-2}\tau_3 & 0 & \tau_1^{-1} & \dots & 0 \\ \vdots & \vdots & \vdots & \ddots & \vdots \\ -\tau_1^{-2}\tau_p & 0 & 0 & \dots & \tau_1^{-1} \end{pmatrix} S_\tau,$$

according to maximum likelihood estimation theory in (Chapter 3 of Tsiatis, 2006). Let $\hat{\tau}_{\text{mle}} = (\hat{\tau}_{\text{mle},1}, \dots, \hat{\tau}_{\text{mle},p})^T$ be the maximum likelihood estimator $\hat{\tau}_{\text{mle}}$ for τ based on the internal data. By the delta method, it can be shown that $(\hat{\tau}_{\text{mle},2}/\hat{\tau}_{\text{mle},1}, \dots, \hat{\tau}_{\text{mle},q+1}/\hat{\tau}_{\text{mle},1})^T$ is an efficient estimator for β based on internal data.

S7 Discussion of the Setting When Transportability Holds Asymptotically

S7.1 Theoretical Investigations

To mimic the situation where the internal and external studies have a minor difference, it is helpful to consider the case where the difference between some components of the internal and external distribution exists but decreases to zero as the sample size increases. We give a formal description of this scenario and then investigate the asymptotic properties of our proposed estimators in this scenario.

Suppose the internal data follow P_0 while the external data follow $P_{1,m}$ which may change with sample size m . Assume $P_{1,m} \rightarrow P_1$ for some P_1 in total variation metric and $\beta(P_{1,m}) \rightarrow \beta(P_1)$ as $m \rightarrow \infty$. In this setting, we can decompose the difference $\beta(P_{1,m}) - \beta(P_0)$ into two parts:

$$\beta(P_{1,m}) - \beta(P_0) = \{\beta(P_{1,m}) - \beta(P_1)\} + \{\beta(P_1) - \beta(P_0)\}.$$

The first part $\beta(P_{1,m}) - \beta(P_1)$ represents the difference between $\beta(P_{1,m})$ and $\beta(P_1)$, which depends on the sample size m , while the second part represents the difference between $\beta(P_1)$ and $\beta(P_0)$, which is a fixed constant. In the manuscript, we assume that $P_{1,m} = P_1$, therefore the first part is zero. Under Assumption 2 in the manuscript which assumes the second part is also zero, we have $\beta(P_{1,m}) = \beta(P_0)$.

When $P_{1,m} \neq P_1$ and Assumption 2 fails, with a slight abuse of notation, we can partition the components of $\beta(\cdot)$ according to the order of heterogeneity level into three categories: $\mathcal{A} = \{j : \beta_j(P_{1,m}) - \beta_j = o(n^{-1/2}), j = 1, \dots, q\}$, $\mathcal{B} = \{j : n^{1/2}\{\beta_j(P_{1,m}) - \beta_j\} \rightarrow c > 0, j = 1, \dots, q\}$ and $\mathcal{C} = \{j : n^{1/2}\{\beta_j(P_{1,m}) - \beta_j\} \rightarrow \infty, j = 1, \dots, q\}$, where β_j is the j -th component of $\beta = \beta(P_0)$. Let $d_m = \min_j \{|\beta_j(P_{1,m}) - \beta_j| : j \in \mathcal{C}\}$, then we have $n^{1/2}d_m \rightarrow +\infty$. This partition has previously been adopted by Shen et al. (2020) for the integration of only summary statistics. Intuitively, \mathcal{A} , \mathcal{B} and \mathcal{C} are the index set of the components of the heterogeneity parameter that are of order smaller than, the same as and larger than $n^{-1/2}$, respectively. We adopt the following assumption about $\tilde{\beta}$ for this scenario.

Assumption 3. *The external summary statistics $\tilde{\beta}$ is a RAL estimator of a q -dimensional functional $\beta(\cdot)$ of the external data distribution and $m^{1/2}\{\tilde{\beta} - \beta(P_{1,m})\} \rightarrow N(0, \Sigma_1)$, where Σ_1 only depends on P_1 ; a consistent covariance estimator $\hat{\Sigma}_1$ for Σ_1 is available; $m/n \rightarrow \rho \in (0, +\infty)$.*

Assumption 3 states that the limiting distribution of $m^{1/2}\{\tilde{\beta} - \beta(P_{1,m})\}$ under $P_{1,m}$ is the same as the limiting distribution $m^{1/2}\{\tilde{\beta} - \beta(P_1)\}$ under P_1 . This allows us to use the information contained in $\tilde{\beta}$. Under Assumption 3, $\tilde{\beta}_{\mathcal{A}}$, $\tilde{\beta}_{\mathcal{B}}$ and $\tilde{\beta}_{\mathcal{C}}$ can be viewed as estimates for $\beta_{\mathcal{A}}$, $\beta_{\mathcal{B}}$ and $\beta_{\mathcal{C}}$ with asymptotic biases of order smaller than, the same as and larger than $n^{-1/2}$, respectively.

Proposition 4. *Under Assumption 3, assuming that \mathcal{B} and \mathcal{C} are empty, $n^{1/2}(\hat{\tau}_e^I - \tau) \rightarrow N\{0, E(\phi_e \phi_e^T)\}$ and $n^{1/2}(\hat{\beta}_e^I - \beta) \rightarrow N\{0, E(\eta_e \eta_e^T)\}$, then $\hat{\tau}_e$ is consistent for τ , and the asymptotic variance of $\hat{\tau}_e$ is equal to B in Theorem 2.*

Proposition S1 shows that when $\beta(P_{1,m}) - \beta(P_0) = o(n^{-1/2})$, $\hat{\tau}_e$ can still attain the semiparametric efficiency bound B in Theorem 2. The proof is similar to Theorem 5, and thus is omitted. When $\beta(P_{1,m})$ converges to $\beta(P_0)$ at a rate slower than $n^{-1/2}$, the data-fused estimator $\hat{\tau}_e$ is still consistent but no longer has the asymptotic distribution as in Proposition S1.

When \mathcal{B} and \mathcal{C} is not empty, we let $\hat{\tau}_{\text{orc}} = \hat{\tau}_e^{\mathcal{A}}$ denote an oracle estimator that is obtained by incorporating only the subset \mathcal{A} of external summary statistics, $\tilde{\beta}_{\mathcal{A}}$, in the estimation in (5). Note that, even if the above partition were known a priori, the components of $\tilde{\beta}$ with index in \mathcal{B} and \mathcal{C}

are still not guaranteed to improve estimation efficiency because the bias of these components are unknown. Without knowing such a partition, it's generally difficult to distinguish \mathcal{A} and \mathcal{B} with data, because the bias in \mathcal{B} is of the same order as the variance. The following theorem shows that, if \mathcal{B} is empty, the adaptive fusion estimator can still be used to improve inference of τ when the tuning parameter λ is suitably chosen.

Theorem 7. *Under Assumption 3 and assuming that $\mathcal{B} = \emptyset$, $\lambda d_m^\alpha \rightarrow \infty$ and $\lambda n^{-\alpha/2} \rightarrow 0$, $n^{1/2}(\hat{\tau}_e^I - \tau) \rightarrow N\{0, E(\phi_e \phi_e^T)\}$ and $n^{1/2}(\hat{\beta}_e^I - \beta) \rightarrow N\{0, E(\eta_e \eta_e^T)\}$, then $\hat{\tau}_{\text{adf}}$ has the same asymptotic distribution as $\hat{\tau}_{\text{orc}}$ and $n^{1/2}(\hat{\tau}_{\text{adf}} - \tau) \rightarrow N(0, B_{\mathcal{A}})$.*

Remark 5. *Notice that the rate for λ satisfies that $\lambda d_m^\alpha \rightarrow 0$, which is different from the rate in Theorem 6. The additional term d_m^α is required to distinguish the components of the summary statistics with indexes in \mathcal{A} and \mathcal{C} . In fact, Theorem 6 is a special case of Theorem S1 when d_m is a constant. The reason is that we assume $P_{1,m} = P_1$ in Theorem 6, so the difference $\beta(P_{1,m}) - \beta(P_0)$ does not depend on sample size m and d_m is a constant.*

When the set \mathcal{B} is not empty, one cannot distinguish \mathcal{A} from \mathcal{B} with data. Without loss of generality, assume $\mathcal{A} = \{1, \dots, q_1\}$ and $\mathcal{B} = \{q_1 + 1, \dots, q_2\}$ for some positive integers $q_1 < q_2$. Then, we have the following theorem for the adaptive fusion estimator in this scenario.

Theorem 8. *Under Assumption 3 and assuming that $n^{1/2}\{\beta_{\mathcal{B}}(P_{1,m}) - \beta_{\mathcal{B}}(P_0)\} \rightarrow \delta$ for some δ , $\lambda d_m^\alpha \rightarrow \infty$, $\lambda n^{-\alpha/2} \rightarrow 0$, $n^{1/2}(\hat{\tau}_e^I - \tau) \rightarrow N\{0, E(\phi_e \phi_e^T)\}$, and $n^{1/2}(\hat{\beta}_e^I - \beta) \rightarrow N\{0, E(\eta_e \eta_e^T)\}$, then $n^{1/2}(\hat{\tau}_{\text{adf}} - \tau) - \kappa \rightarrow N(0, B^{\mathcal{A} \cup \mathcal{B}})$ where*

$$\kappa = E(\phi_e \eta_{e, \mathcal{A} \cup \mathcal{B}}^T) \left\{ \Sigma_{1, \mathcal{A} \cup \mathcal{B}} / \rho + E(\eta_{e, \mathcal{A} \cup \mathcal{B}} \eta_{e, \mathcal{A} \cup \mathcal{B}}^T) \right\}^{-1} \begin{pmatrix} 0_{\mathcal{A}} \\ \delta \end{pmatrix},$$

and

$$B^{\mathcal{A} \cup \mathcal{B}} = E(\phi_e \phi_e^T) - E(\phi_e \eta_{e, \mathcal{A} \cup \mathcal{B}}^T) \left\{ \Sigma_{1, \mathcal{A} \cup \mathcal{B}} / \rho + E(\eta_{e, \mathcal{A} \cup \mathcal{B}} \eta_{e, \mathcal{A} \cup \mathcal{B}}^T) \right\}^{-1} E(\phi_e \eta_{e, \mathcal{A} \cup \mathcal{B}}^T)^T.$$

Proofs of Theorems S1 and S2 are provided at the end of this section. Theorem S2 shows that $\hat{\tau}_{\text{adf}}$ has an asymptotic bias κ , which is caused by the use of summary statistics with indices in \mathcal{B} . In summary, we show that when the bias is of order smaller than $n^{-1/2}$, the data-fused efficient

estimator $\hat{\tau}_e$ can still achieve the efficiency bound B in Theorem 2. When bias of order $n^{-1/2}$ or greater than $n^{-1/2}$ exists, the adaptive fusion approach can consistently select summary statistics with bias of order no greater than $n^{-1/2}$. Therefore, when bias of order $n^{-1/2}$ does not exist, the adaptive fusion estimator has the same limiting distribution as the oracle estimator that uses only summary statistics that have bias of order smaller than $n^{-1/2}$ under suitable conditions; otherwise, the adaptive fusion estimator will also have asymptotic bias of order $n^{-1/2}$.

Proof of Theorem S1. The arguments before Theorem 6 is still valid when $\mathcal{B} = \emptyset$. Proof of Theorem S1 follows directly from those arguments and is omitted here. \square

Proof of Theorem S2. Under the assumption that $\lambda d_m^\alpha \rightarrow \infty$, $\lambda n^{-\alpha/2} \rightarrow 0$, $n^{1/2}(\hat{\tau}_e^I - \tau) \rightarrow N\{0, E(\phi_e \phi_e^T)\}$, and $n^{1/2}(\hat{\beta}_e^I - \beta) \rightarrow N\{0, E(\eta_e \eta_e^T)\}$, we have $\hat{a}_j \rightarrow 1$ in probability for $j \in \mathcal{A} \cup \mathcal{B}$ and $\hat{a}_j \rightarrow 0$ for $j \notin \mathcal{A} \cup \mathcal{B}$. Thus, we have

$$\hat{\Sigma}_{\phi\eta}^e \hat{A} \rightarrow \begin{pmatrix} E(\phi_e \eta_{e,\mathcal{A} \cup \mathcal{B}}^T) & 0 \end{pmatrix}$$

and

$$\left(I - \hat{A} + \hat{a} \hat{a}^T \right) \odot \left(\hat{\Sigma}_1 / \rho + \hat{\Sigma}_{\eta\eta}^e \right) \rightarrow \begin{pmatrix} \Sigma_{1,\mathcal{A} \cup \mathcal{B}} / \rho + E(\eta_{e,\mathcal{A} \cup \mathcal{B}} \eta_{e,\mathcal{A} \cup \mathcal{B}}^T) & 0 \\ 0 & D_{\eta,(\mathcal{A} \cup \mathcal{B})^c} \end{pmatrix}$$

in probability, where $D_{\eta,(\mathcal{A} \cup \mathcal{B})^c}$ is the diagonal matrix consisting of the diagonal elements of $\Sigma_{1,(\mathcal{A} \cup \mathcal{B})^c} / \rho + E(\eta_{e,(\mathcal{A} \cup \mathcal{B})^c} \eta_{e,(\mathcal{A} \cup \mathcal{B})^c}^T)$ and $(\mathcal{A} \cup \mathcal{B})^c = \{j : j \notin \mathcal{A} \cup \mathcal{B}\}$. This implies that

$$\begin{aligned} \hat{\tau}_{\text{adf}} &= \hat{\tau}_e^I - \begin{pmatrix} E(\phi_e \eta_{e,\mathcal{A} \cup \mathcal{B}}^T) & 0 \end{pmatrix} \begin{pmatrix} \Sigma_{1,\mathcal{A} \cup \mathcal{B}} / \rho + E(\eta_{e,\mathcal{A} \cup \mathcal{B}} \eta_{e,\mathcal{A} \cup \mathcal{B}}^T) & 0 \\ 0 & D_{\eta,(\mathcal{A} \cup \mathcal{B})^c} \end{pmatrix}^{-1} (\hat{\beta}_e^I - \tilde{\beta}) \\ &\quad + o_P(n^{-1/2}) \\ &= \hat{\tau}_e^I - E(\phi_e \eta_{e,\mathcal{A} \cup \mathcal{B}}^T) \left\{ \Sigma_{1,\mathcal{A} \cup \mathcal{B}} / \rho + E(\eta_{e,\mathcal{A} \cup \mathcal{B}} \eta_{e,\mathcal{A} \cup \mathcal{B}}^T) \right\}^{-1} (\hat{\beta}_e^{I,\mathcal{A} \cup \mathcal{B}} - \tilde{\beta}_{\mathcal{A} \cup \mathcal{B}}) + o_P(n^{-1/2}). \end{aligned}$$

The result of Theorem S2 then follows from the assumptions that $n^{1/2}\{\beta_{\mathcal{B}}(P_{1,m}) - \beta_{\mathcal{B}}(P_0)\} \rightarrow \delta$, $n^{1/2}(\hat{\tau}_e^I - \tau) \rightarrow N\{0, E(\phi_e \phi_e^T)\}$, $n^{1/2}(\hat{\beta}_e^I - \beta) \rightarrow N\{0, E(\eta_e \eta_e^T)\}$, and Assumption 3. \square

S7.2 Details of the Re-bootstrap Procedure

In this section, we provide some details for the re-bootstrap procedure proposed in Section 4.2 in the main text. We first describe the estimator of $q_j(z^\dagger; h^\dagger)$ for any given $0 < z^\dagger < 1$, h^\dagger and $j = 1, \dots, p$. The error caused by normal approximation is typically of order $o(n^{-1/2})$ (Hall, 2013) and hence negligible. In addition, the estimation error of the variance is of order $o_P(n^{-1})$ which is negligible. Thus, we can approximate $q_j(z^\dagger; h^\dagger)$ using the following bootstrap procedure.

(1) For $r^\dagger = 1, \dots, \bar{r}^\dagger$, independently generate

$$\begin{pmatrix} \hat{\tau}_e^{I, (r^\dagger)} \\ \hat{h}^{(r^\dagger)} \end{pmatrix} \sim N \left\{ \begin{pmatrix} \hat{\tau}_e^I \\ h^\dagger \end{pmatrix}, \begin{pmatrix} \hat{\Sigma}_{\phi\phi}^e/n & -\hat{\Sigma}_{\phi\eta}^e/n \\ -\hat{\Sigma}_{\phi\eta}^{eT}/n & \hat{\Sigma}_1/m + \hat{\Sigma}_{\eta\eta}^e/n \end{pmatrix} \right\},$$

and obtain $\hat{\tau}_{\text{adf}}^{(r^\dagger)}$ by replacing $\hat{\tau}_e^I$ and $\hat{\beta}_e^I - \tilde{\beta}$ by $\hat{\tau}_e^{I, (r^\dagger)}$ and $-\hat{h}^{(r^\dagger)}$, respectively, in the definition of $\hat{\tau}_{\text{adf}}$;

(2) Compute the z^\dagger -quantile $\hat{q}_j(z^\dagger; h^\dagger)$ of $\left\{ \hat{\tau}_{\text{adf}, j}^{(r^\dagger)} - \hat{\tau}_{e, j}^I \right\}_{r^\dagger=1}^{\bar{r}^\dagger}$.

The difference between $\hat{q}_j(z^\dagger; h^\dagger)$ and $q_j(z^\dagger; h^\dagger)$ can be neglected if \bar{r}^\dagger is sufficiently large. The value of \bar{r}^\dagger is set to be 500 in our numerical experiments. To obtain reasonable candidate heterogeneity parameters, we first generate \hat{h} from the confidence distribution $N(\tilde{\beta} - \hat{\beta}_e^I, \hat{\Sigma}_1/m + \hat{\Sigma}_{\eta\eta}^e/n)$ of h (Xie and Singh, 2013). However, the resulting candidate heterogeneity parameter tends to overestimate the size of the true parameter. Specifically, we have

$$\frac{E(\hat{h}_j^2)}{h_j^2} = \frac{E\{(\tilde{\beta}_j - \hat{\beta}_{e, j}^I)^2\} + (\hat{\Sigma}_1/m + \hat{\Sigma}_{\eta\eta}^e/n)_{jj}}{E\{(\tilde{\beta}_j - \hat{\beta}_{e, j}^I)^2\} - \{\Sigma_1/m + E(\eta_e \eta_e^T)/n\}_{jj}} > 1.$$

To mitigate the problem, we multiply \hat{h}_j by the calibration factor $\hat{f}_j = \max\{0, (\tilde{\beta}_j - \hat{\beta}_{e, j}^I)^2 - (\hat{\Sigma}_1/m + \hat{\Sigma}_{\eta\eta}^e/n)_{jj}\}^{1/2} / \{(\tilde{\beta}_j - \hat{\beta}_{e, j}^I)^2 + (\hat{\Sigma}_1/m + \hat{\Sigma}_{\eta\eta}^e/n)_{jj}\}^{1/2}$.

Let $p_{h, j}$ be the p-value for testing $h_j = 0$ based on $\tilde{\beta}_j - \hat{\beta}_{e, j}^I$ and the Wald test. An extremely small $p_{h, j}$ suggests that the heterogeneity can be consistently detected, the true h_j is not in the $n^{-1/2}$ regime and hence the sampling for h_j is not necessary. We propose to set the j -th component of the candidate heterogeneity parameter as $\tilde{\beta}_j - \hat{\beta}_{e, j}^I$ in this case. The resulting re-bootstrap procedure is summarized as following.

- (1) For $r = 1, \dots, \bar{r}$, independently generate $\hat{h}^{(r)} \sim N(\tilde{\beta} - \hat{\beta}_e^I, \hat{\Sigma}_1/m + \hat{\Sigma}_{\eta\eta}^e/n)$ and calculate the calibrated heterogeneity parameter $\hat{h}_{\text{cal}}^{(r)} = (\hat{h}_{\text{cal},1}^{(r)}, \dots, \hat{h}_{\text{cal},q}^{(r)})^T$ with $\hat{h}_{\text{cal},j}^{(r)} = \tilde{\beta}_j - \hat{\beta}_{e,j}^I$ if $p_{h,j} \leq 0.05/\log(n)$ and $\hat{h}_{\text{cal},j}^{(r)} = \hat{f}_j \hat{h}_j^{(r)}$ otherwise for $j = 1, \dots, q$;
- (2) Compute the quantiles $\hat{q}_j(z/2; \hat{h}_{\text{cal}}^{(r)})$ and $\hat{q}_j(1 - z/2; \hat{h}_{\text{cal}}^{(r)})$ using the bootstrap procedure introduced in the last paragraph;
- (3) Construct the $(1 - z)$ -confidence interval

$$\left[\hat{\tau}_{\text{adf},j} - \max_{r=1,\dots,\bar{r}} \hat{q}_j(1 - z/2; \hat{h}_{\text{cal}}^{(r)}), \hat{\tau}_{\text{adf},j} - \min_{r=1,\dots,\bar{r}} \hat{q}_j(z/2; \hat{h}_{\text{cal}}^{(r)}) \right] \quad (\text{S20})$$

for τ_j .

References

- Bang, H. and Robins, J. M. (2005), “Doubly robust estimation in missing data and causal inference models,” *Biometrics*, 61, 962–973.
- Bickel, P. J., Klaassen, C. A. J., Ritov, Y., and Wellner, J. A. (1993), *Efficient and Adaptive Estimation for Semiparametric Models*, Baltimore: Johns Hopkins University Press.
- Boos, D. D. (1985), “A converse to Scheffe’s theorem,” *The Annals of Statistics*, 423–427.
- Chatterjee, N., Chen, Y.-H., Maas, P., and Carroll, R. J. (2016), “Constrained maximum likelihood estimation for model calibration using summary-level information from external big data sources,” *Journal of the American Statistical Association*, 111, 107–117.
- Chen, C., Han, P., Chen, S., Shardell, M., and Qin, J. (2024), “Integrating external summary information in the presence of prior probability shift: an application to assessing essential hypertension,” *Biometrics*, 80, ujae090.
- Chen, S., Zhang, B., and Ye, T. (2021), “Minimax Rates and Adaptivity in Combining Experimental and Observational Data,” *arXiv preprint arXiv:2109.10522*.
- Chen, Y.-H. and Chen, H. (2000), “A unified approach to regression analysis under double-sampling designs,” *Journal of the Royal Statistical Society: Series B*, 62, 449–460.
- Chernozhukov, V., Chetverikov, D., Demirer, M., Duflo, E., Hansen, C., Newey, W., and Robins, J. (2018), “Double/debiased machine learning for treatment and structural parameters,” *The Econometrics Journal*, 21, C1–C68.
- Dahabreh, I. J., Robertson, S. E., Tchetgen Tchetgen, E., Stuart, E. A., and Hernán, M. A. (2019), “Generalizing causal inferences from individuals in randomized trials to all trial-eligible individuals,” *Biometrics*, 75, 685–694.

- Fan, J. and Li, R. (2001), “Variable selection via nonconcave penalized likelihood and its oracle properties,” *Journal of the American Statistical Association*, 96, 1348–1360.
- Gao, C., Yang, S., Shan, M., Ye, W., Lipkovich, I., and Faries, D. (2025), “Improving randomized controlled trial analysis via data-adaptive borrowing,” *Biometrika*, 112, asae069.
- Guo, Z. (2023), “Causal inference with invalid instruments: post-selection problems and a solution using searching and sampling,” *Journal of the Royal Statistical Society Series B: Statistical Methodology*, 85, 959–985.
- Hahn, J. (1998), “On the role of the propensity score in efficient semiparametric estimation of average treatment effects,” *Econometrica*, 66, 315–331.
- Hájek, J. (1970), “A characterization of limiting distributions of regular estimates,” *Zeitschrift für Wahrscheinlichkeitstheorie und Verwandte Gebiete*, 14, 323–330.
- Hall, P. (2013), *The bootstrap and Edgeworth expansion*, Springer Science & Business Media.
- Huang, Y., Huang, C.-Y., and Kim, M.-O. (2023), “Simultaneous selection and incorporation of consistent external aggregate information,” *Statistics in Medicine*, 42, 5630–5645.
- Kallus, N., Puli, A. M., and Shalit, U. (2018), “Removing hidden confounding by experimental grounding,” *Advances in Neural Information Processing Systems*, 31.
- Kennedy, E. H. (2024), “Semiparametric doubly robust targeted double machine learning: a review,” *Handbook of Statistical Methods for Precision Medicine*, 207–236.
- Kundu, P., Tang, R., and Chatterjee, N. (2019), “Generalized meta-analysis for multiple regression models across studies with disparate covariate information,” *Biometrika*, 106, 567–585.
- Li, H., Miao, W., Cai, Z., Liu, X., Zhang, T., Xue, F., and Geng, Z. (2020), “Causal data fusion methods using summary-level statistics for a continuous outcome,” *Statistics in Medicine*, 39, 1054–1067.

- Li, S., Gilbert, P. B., and Luedtke, A. (2023a), “Data fusion using weakly aligned sources,” *arXiv preprint arXiv:2308.14836*.
- Li, S. and Luedtke, A. (2023), “Efficient estimation under data fusion,” *Biometrika*, 110, 1041–1054.
- Li, X., Miao, W., Lu, F., and Zhou, X.-H. (2023b), “Improving efficiency of inference in clinical trials with external control data,” *Biometrics*, 79, 394–403.
- Lin, D.-Y. and Zeng, D. (2010), “On the relative efficiency of using summary statistics versus individual-level data in meta-analysis,” *Biometrika*, 97, 321–332.
- Liu, D., Liu, R. Y., and Xie, M. (2015), “Multivariate meta-analysis of heterogeneous studies using only summary statistics: efficiency and robustness,” *Journal of the American Statistical Association*, 110, 326–340.
- McNeney, B. and Wellner, J. A. (2000), “Application of convolution theorems in semiparametric models with non-iid data,” *Journal of Statistical Planning and Inference*, 91, 441–480.
- Qin, J. (2000), “Combining parametric and empirical likelihoods,” *Biometrika*, 87, 484–490.
- Shen, J., Liu, R. Y., and Xie, M.-g. (2020), “iFusion: Individualized fusion learning,” *Journal of the American Statistical Association*, 115, 1251–1267.
- Singh, K., Xie, M., and Strawderman, W. E. (2005), “Combining information from independent sources through confidence distributions,” *The Annals of Statistics*, 33, 159–183.
- Strasser, H. (1989), “Tangent vectors for models with independent but not identically distributed observations,” *Statistics & Risk Modeling*, 7, 127–152.
- Sun, B. and Miao, W. (2022), “On Semiparametric instrumental variable estimation of average treatment effects through data fusion,” *Statistica Sinica*, 32, 569–590.

- Taylor, J. M., Choi, K., and Han, P. (2023), “Data integration: exploiting ratios of parameter estimates from a reduced external model,” *Biometrika*, 110, 119–134.
- Tsiatis, A. (2006), *Semiparametric Theory and Missing Data*, New York: Springer.
- Van der Vaart, A. W. (2000), *Asymptotic Statistics*, Cambridge university press.
- Wang, R., Wang, Q., and Miao, W. (2023), “A robust fusion-extraction procedure with summary statistics in the presence of biased sources,” *Biometrika*, 110, 1023–1040.
- Wang, X. and Wang, Q. (2015), “Semiparametric linear transformation model with differential measurement error and validation sampling,” *Journal of Multivariate Analysis*, 141, 67–80.
- Xie, M., Singh, K., and Strawderman, W. E. (2011), “Confidence distributions and a unifying framework for meta-analysis,” *Journal of the American Statistical Association*, 106, 320–333.
- Xie, M.-g. and Singh, K. (2013), “Confidence distribution, the frequentist distribution estimator of a parameter: A review,” *International Statistical Review*, 81, 3–39.
- Yang, S. and Ding, P. (2020), “Combining multiple observational data sources to estimate causal effects,” *Journal of the American Statistical Association*, 115, 1540–1554.
- Yang, S., Gao, C., Zeng, D., and Wang, X. (2023), “Elastic integrative analysis of randomised trial and real-world data for treatment heterogeneity estimation,” *Journal of the Royal Statistical Society Series B: Statistical Methodology*, 85, 575–596.
- Yang, S., Zeng, D., and Wang, X. (2020), “Improved inference for heterogeneous treatment effects using real-world data subject to hidden confounding,” *arXiv preprint arXiv:2007.12922*.
- Zhai, Y. and Han, P. (2022), “Data integration with oracle use of external information from heterogeneous populations,” *Journal of Computational and Graphical Statistics*, 31, 1001–1012.
- (2024), “Integrating external summary information under population heterogeneity and information uncertainty,” *Electronic Journal of Statistics*, 18, 5304–5329.

- Zhang, A., Brown, L. D., and Cai, T. T. (2019), “Semi-supervised inference: General theory and estimation of means,” *Annals of Statistics*, 47, 2538–2566.
- Zhang, H., Deng, L., Schiffman, M., Qin, J., and Yu, K. (2020), “Generalized integration model for improved statistical inference by leveraging external summary data,” *Biometrika*, 107, 689–703.
- Zhang, H., Deng, L., Wheeler, W., Qin, J., and Yu, K. (2022), “Integrative analysis of multiple case-control studies,” *Biometrics*, 78, 1080–1091.
- Zhu, X. and Stephens, M. (2017), “Bayesian large-scale multiple regression with summary statistics from genome-wide association studies,” *Annals of Applied Statistics*, 11, 1561.