

Paradoxes and resolutions for semiparametric fusion of individual and summary data

BY WENJIE HU, RUOYU WANG, WEI LI, WANG MIAO

SUMMARY

Suppose we have available individual data from an internal study and various types of summary statistics from relevant external studies. External summary statistics have been used as constraints on the internal data distribution, which promised to improve the statistical inference in the internal data; however, the additional use of external summary data may lead to paradoxical results: efficiency loss may occur if the uncertainty of summary statistics is not negligible and large estimation bias can emerge even if the bias of external summary statistics is small. We investigate these paradoxical results in a semiparametric framework. We establish the semiparametric efficiency bound for estimating a general functional of the internal data distribution, which is shown to be no larger than that using only internal data. We propose a data-fused efficient estimator that achieves this bound so that the efficiency paradox is resolved. This data-fused estimator is further regularized with adaptive lasso penalty so that the resultant estimator can achieve the same asymptotic distribution as the oracle one that uses only unbiased summary statistics, which resolves the bias paradox. Simulations and application to a *Helicobacter pylori* infection dataset are used to illustrate the proposed methods.

Some key words: Causal inference; Data fusion; Integrative data analysis; Semiparametric efficiency bound.

1. INTRODUCTION

Suppose we have available individual data from an internal study for the investigation of a particular scientific purpose. It is appealing to fuse together external datasets from different sources with the internal data to improve statistical inference. Methods for data fusion with external individual data have grown in popularity in recent years (e.g., Yang & Ding, 2020; Li et al., 2021; Li & Luedtke, 2021; Sun & Miao, 2022; Chen et al., 2021). However, sometimes it is impossible to access the individual data due to ethics and privacy concerns and one can only have certain summary statistics from the external studies. The conventional meta-analysis has been widely applied to integrate summary statistics on a common parameter from multiple studies (e.g., Singh et al., 2005; Lin & Zeng, 2010; Kundu et al., 2019; Li et al., 2020), but it becomes challenging if participating studies are analyzed with different statistical models and are concerned with different parameters. In order to assimilate various types of summary statistics from multiple sources, previous authors have developed a suite of methods which essentially view external summary statistics as certain constraints on the internal data distribution. For example, Bickel et al. (1993, Section 3.2 Example 3) established the semiparametric theory for using external summary statistics as moment equation constraints; Qin (2000) proposed an empirical likelihood method and Chatterjee et al. (2016) proposed a constrained maximum likelihood approach that leverage summary statistics obtained from a large external dataset to improve estimation efficiency for a parametric model for the internal dataset. In situations where the uncertainty of external summary

Co-corresponding authors: Wei Li and Wang Miao

statistics is negligible, these methods can achieve higher efficiency than the maximum likelihood estimate based solely on the internal individual data. Nonetheless, Zhang et al. (2020) cautioned that if the uncertainty of external summary statistics is not negligible, the efficiency gain of the constrained maximum likelihood estimate is not guaranteed, and paradoxically, it can be even less efficient. Such an efficiency paradox may arise when the sample size of external studies is comparable or smaller than that of the internal study. Zhang et al. (2020) developed a generalized data integration method (GIM) for inference about the parameter of a parametric model for the internal data, which is able to account for uncertainty of external summary statistics and to avoid the efficiency paradox. However, in many empirical applications the parameter of interest is a functional of the internal data distribution and it is desirable to only assume a semiparametric or nonparametric model rather than a parametric model. Familiar examples include the average treatment effect in causal inference and the outcome mean in missing data analysis. It is so far not clear whether or how the efficiency paradox can be avoided in this situation.

In addition to possible efficiency loss, the integration of external summary statistics can also introduce estimation bias if they are biased, and moreover, the estimation bias can be large even if the bias of external summary statistics is small. This bias paradox frequently occurs in the presence of population heterogeneity, biased sampling, and model misspecification. It has been noted in conventional meta-analysis and previous authors have proposed a variety of robust methods for meta-analysis (Singh et al., 2005; Shen et al., 2020; Wang et al., 2021), which can still deliver consistent and asymptotically normal estimation in the presence of biased summary statistics. For the fusion of individual level data, Chen et al. (2021), Kallus et al. (2018), Yang et al. (2020a) and Yang et al. (2020b) considered combining randomized trial data and observational data to remove unmeasured confounding bias. But these methods require the availability of individual data in multiple data sources. For integration of individual data and summary statistics, Zhai & Han (2022) proposed a penalized constrained maximum likelihood method that extends the empirical likelihood methods of Qin (2000) and Chatterjee et al. (2016) to accommodating possibly biased external summary statistics. But they have focused on parameters in a parametric model and assumed the uncertainty of summary statistics is negligible.

In this article, we further investigate these two paradoxes in a semiparametric framework and propose efficient and robust estimation methods that can resolve them. We establish the semiparametric theory for the integration of internal individual data and external summary statistics. In contrast to previous parametric approaches, our framework admits semiparametric and nonparametric models. We derive the semiparametric efficiency bound for inference about a general functional of the internal data distribution in the presence of external summary statistics, which is shown to be no larger than that using only internal data. We construct a data-fused efficient estimator that attains the efficiency bound so that the efficiency paradox can be avoided. The data-fused efficient estimator has a closed form, which greatly reduces the computational complexity compared to the empirical likelihood methods proposed by Zhang et al. (2020, 2021). Our results provide a formal proof for the conjecture raised by Zhang et al. (2020) on improving the inference about a generalized linear model with external summary statistics from a nested working model using only a subset of covariates. To promote robustness against biased summary statistics, we propose an adaptive lasso penalty based procedure to debias the initial data-fused efficient estimator. The debiased estimator is consistent and asymptotically normal even if some external summary statistics are biased, and moreover, it is asymptotically equivalent to the oracle estimator that uses only unbiased summary statistics. We evaluate performance of the proposed estimation methods with simulations and apply them to test the causal effect of a combined therapy on *Helicobacter pylori* infection.

2. THE CLASSIC SEMIPARAMETRIC THEORY

Suppose we have n i.i.d. individual-level observations (Z_1, \dots, Z_n) from the internal distribution/study P_0 and a q -dimensional summary statistic $\tilde{\beta} = (\tilde{\beta}_1, \dots, \tilde{\beta}_q)^T$ based on individual observations (W_1, \dots, W_m) from the external distribution/study P_1 . The external sample size m is known, the external individual data are not available, and $\tilde{\beta}$ is assumed to be an estimator of some functional $\beta(P_1)$. The parameter of interest is a p -dimensional functional of the internal data distribution, $\tau = \tau(P_0)$, which may differ from β . Throughout the paper, we let $E(\cdot)$ denote the expectation with respect to P_0 and $\hat{E}(\cdot)$ the empirical mean in the internal data.

We briefly review the classical semiparametric theory when only the internal i.i.d. individual data are used for estimating τ . Most reasonable estimators in a range of statistical inference problems are regular and asymptotically linear (RAL). Following Tsiatis (2006, chapter 3), RAL estimators in a parametric model indexed by a finite-dimensional parameter θ , say $\{P_0(Z; \theta); \theta \in \mathbb{R}^k\}$, are described as follows.

DEFINITION 1. *An estimator $T_n = T_n(Z_1, \dots, Z_n)$ of τ is said to be regular if $n^{1/2}\{T_n(Z_1^{(n)}, \dots, Z_n^{(n)}) - \tau(\theta_n)\}$ has a limiting distribution that does not depend on the local data generating process where for each n the data $\{Z_1^{(n)}, \dots, Z_n^{(n)}\}$ are i.i.d. distributed according to $P_0(Z; \theta_n)$ with $n^{1/2}(\theta_n - \theta)$ converging to a constant; an estimator T_n is said to be asymptotically linear if $T_n = \tau + n^{-1} \sum_{i=1}^n \phi(Z_i) + o_p(n^{-1/2})$ for some vector function ϕ with $E\{\phi(Z)\} = 0$ and $E\{\phi(Z)\phi^T(Z)\}$ finite and nonsingular; and an estimator T_n is said to be RAL if it is both regular and asymptotically linear.*

The function ϕ is called an influence function for τ , describing the influence of each observation on the estimation of τ . Regularity is often desirable, which rules out pathological estimators such as the superefficient estimator of Hodges and estimators that invokes more information than is contained in the model. Moreover, it can be shown that the most efficient regular estimator is asymptotically linear (Hájek, 1970); hence, it is reasonable to restrict attention to RAL estimators. For a differentiable parameter $\tau(\theta)$ in the parametric model $P_0(Z; \theta)$, letting S_θ denote the score for θ , then the Cramer–Rao bound, $V_\theta = \{\partial\tau(\theta)/\partial\theta\}\{E(S_\theta S_\theta^T)\}^{-1}\{\partial\tau(\theta)/\partial\theta^T\}$, describes the smallest possible covariance for RAL estimators of τ . However, lack of flexibility and thus potential misspecification of parametric models incur biased inferences, and in many situations one is only interested in a finite-dimensional parameter rather than the full data distribution. This leads to the adoption of semiparametric or nonparametric models that admit infinite-dimensional parameters embodying less restrictive assumptions beyond the parameter of interest. Bickel et al. (1993) described the efficiency theory for inference in semiparametric and nonparametric models. One can view a semiparametric model as the collection of many parametric submodels that satisfy the semiparametric assumptions and contain the true data generating process but impose no additional restrictions. A (pathwise) differentiable parameter τ on a semiparametric model needs to be differentiable on all parametric submodels and satisfy $\partial\tau(\theta)/\partial\theta = E\{\phi S_\theta\}$ for some squared integrable function ϕ and score function S_θ of an arbitrary parametric submodel. An estimator is said to be regular on a semiparametric model if it is regular on all parametric submodels. A key concept in the semiparametric theory is the semiparametric efficiency bound, which is the supremum of the Cramer–Rao bounds for all parametric submodels. The semiparametric efficiency bound is the lower bound for the asymptotic variance of any RAL estimator. The influence function attaining the semiparametric efficiency bound is called the efficient influence function, and the corresponding estimator is the efficient estimator.

In the rest of this paper, we let ϕ_{eff} denote the efficient influence function, $E(\phi_{\text{eff}}\phi_{\text{eff}}^T)$ the efficiency bound, $\hat{\tau}_{\text{eff}}^{\text{int}}$ the efficient estimator of τ based on the internal data in the class of semi-

parametric or nonparametric model under consideration. We illustrate these concepts with an influential causal inference example; see Bang & Robins (2005) and Hahn (1998) for details.

Example 1. Suppose we have internal individual data on $Z = (T, X, Y)$ from an observational study P_0 about the effect of a binary treatment T on the outcome Y with covariates X . Let Y_t denote the potential outcome if the treatment were set to $T = t$ for $t = 0, 1$ and $\tau = E(Y_1 - Y_0)$ the average treatment effect. Let $p(X) = \text{pr}(T = 1 \mid X)$ be the treatment propensity score and $\mu_t(X) = E(Y \mid T = t, X)$ ($t = 0, 1$) the outcome regression function. Under the ignorability assumption ($Y_t \perp\!\!\!\perp T \mid X$ and $0 < p(X) < 1$), τ is identified from the observed data with $\tau = E\{\mu_1(X) - \mu_0(X)\}$. The efficient influence function for τ in the nonparametric model that imposes no other restrictions than the ignorability on the full data distribution, is

$$\phi_{\text{eff}}(Z; \tau) = \frac{T}{p(X)}\{Y - \mu_1(X)\} - \frac{1 - T}{1 - p(X)}\{Y - \mu_0(X)\} + \mu_1(X) - \mu_0(X) - \tau.$$

The efficiency bound for τ is $E(\phi_{\text{eff}}^2)$. The efficient estimator $\hat{\tau}_{\text{eff}}^{\text{int}}$ can be obtained by first estimating $\{p(X), \mu_t(X)\}$ and then solving $\hat{E}\{\phi_{\text{eff}}(Z; \tau)\} = 0$ with these nuisance estimators plugged in. For instance, one can specify and fit parametric working models $p(X; \hat{\alpha})$ and $\mu_t(X; \hat{\psi}_t)$, then

$$\begin{aligned} \hat{\tau}_{\text{eff}}^{\text{int}} = & \frac{1}{n} \sum_{i=1}^n \left[\frac{T_i}{p(X_i; \hat{\alpha})} \{Y_i - \mu_1(X_i; \hat{\psi}_1)\} - \frac{1 - T_i}{1 - p(X_i; \hat{\alpha})} \{Y_i - \mu_0(X_i; \hat{\psi}_0)\} \right. \\ & \left. + \mu_1(X_i; \hat{\psi}_1) - \mu_0(X_i; \hat{\psi}_0) \right]. \end{aligned}$$

The semiparametric theory for i.i.d. data has been well established. Applying the classical semiparametric theory, Bickel et al. (1993, Section 3.2 Example 3) has established a well-known result that the efficient influence function for τ , when a relevant functional β is known, is $\phi_{\text{eff}} - E(\phi_{\text{eff}} \eta_{\text{eff}}^T) \{E(\eta_{\text{eff}} \eta_{\text{eff}}^T)\}^{-1} \eta_{\text{eff}}$, where η_{eff} is the efficient influence function for β based on internal individual data. This influence function must have a smaller variance than ϕ_{eff} , and the corresponding estimator denoted by $T_n^{\text{eff}}(\beta) = T_n^{\text{eff}}(Z_1, \dots, Z_n, \beta)$ is more efficient than the estimator $\hat{\tau}_{\text{eff}}^{\text{int}}$ solely based on internal data. Without knowing the true value β but given a good (RAL) estimator $\tilde{\beta}$, a natural estimator of τ is the plug-in estimator $T_n^{\text{eff}}(\tilde{\beta})$, which is expected to still deliver better efficiency than $\hat{\tau}_{\text{eff}}^{\text{int}}$. Nonetheless, Zhang et al. (2020) cautioned for a paradoxical result that $T_n^{\text{eff}}(\tilde{\beta})$ can have asymptotic variance even larger than $\hat{\tau}_{\text{eff}}^{\text{int}}$ and they illustrated in a parametric framework.

It is desirable to further investigate the efficiency paradox in a semiparametric framework where the parameter of interest is a functional of internal data distribution with least restrictive assumptions imposed. However, the classical semiparametric theory for i.i.d. data does not apply because the external summary data $\tilde{\beta}$ are distributed differently from the internal data. Although there exists a sparse literature on the semiparametric theory for non-i.i.d data (Strasser, 1989; McNeney & Wellner, 2000), their theory is not applicable here. In the next section, we extend the classical semiparametric theory to the data fusion setting we consider.

3. SEMIPARAMETRIC THEORY FOR FUSION OF INDIVIDUAL AND SUMMARY DATA

3.1. Assumptions, data-fused RAL estimators and the efficiency paradox

In order to make use of the external summary statistic, we make the following assumptions.

Assumption 1. The external summary statistic $\tilde{\beta}$ is a RAL estimator of a q -dimensional functional $\beta(P_1)$ of the external data distribution and $m^{1/2}\{\tilde{\beta} - \beta(P_1)\} \rightarrow N(0, \Sigma_1)$; a consistent covariance estimator $\hat{\Sigma}_1$ is also available; $m/n \rightarrow \rho \in (0, +\infty)$.

Assumption 2. $\beta(P_0) = \beta(P_1)$.

Assumption 1 is met with standard estimation methods under mild regularity conditions and has been widely adopted in meta-analysis (Singh et al., 2005; Xie et al., 2011; Kundu et al., 2019; Zhang et al., 2020). Note that the functional $\beta(\cdot)$ is not necessarily the same as τ , the parameter of interest. Assumption 2 states that the values of β are the same across the internal and external studies. This assumption establishes the connection between the internal data distribution P_0 and external data distribution P_1 , which is essential for efficiency improvement with external summary statistics. Analogous assumptions such as mean/distribution exchangeability have been used in previous work (e.g., Li et al., 2021). In the rest of the paper, we denote $\beta = \beta(P_0)$, and we assume that τ is pathwise differentiable on \mathcal{P}_0 at P_0 and β is pathwise differentiable on \mathcal{P}_0 and \mathcal{P}_1 at P_0 and P_1 , respectively. We let η_{eff} denote the efficient influence function for β when only internal individual data are available.

We consider estimation of τ in the semiparametric model $\mathcal{P}_0 \times \mathcal{P}_1 = \{P_0 \times P_1 : P_0, P_1 \text{ satisfy Assumption 2}\}$. We consider the following class of estimators that incorporate both internal individual data and the external summary statistic.

DEFINITION 2 (DATA-FUSED RAL ESTIMATOR). Let $T_n(Z_1, \dots, Z_n, \tilde{\beta})$ denote a data-fused estimator of τ and we write $T_n(\tilde{\beta})$ for shorthand.

- (i) $T_n(\tilde{\beta})$ is said to be regular if for every parametric submodel $P_0(Z; \theta) \times P_1(W; \theta) \in \mathcal{P}_0 \times \mathcal{P}_1$, $n^{1/2}\{T_n(\tilde{\beta}) - \tau(P_0(Z; \theta_n))\}$ has a limiting distribution that does not depend on the local data generating process where the data $\{Z_1^{(n)}, \dots, Z_n^{(n)}\}$ and $\{W_1^{(m)}, \dots, W_m^{(m)}\}$ are i.i.d. distributed according to $P_0(Z; \theta_n)$ and $P_1(W; \theta_n)$ respectively, with $m/n \rightarrow \rho \in (0, \infty)$ and $n^{1/2}(\theta_n - \theta)$ converging to a constant.
- (ii) $T_n(\tilde{\beta})$ is said to be asymptotically linear if $T_n(\tilde{\beta}) = \tau + n^{-1} \sum_{i=1}^n \psi(Z_i) + \gamma(\tilde{\beta}) + o_p(n^{-1/2})$ with $E\{\psi(Z)\} = 0$, $E\{\psi(Z)\psi^T(Z)\}$ finite and nonsingular, $\gamma(\tilde{\beta})$ continuously differentiable in $\tilde{\beta}$ and $\gamma(\beta) = 0$.
- (iii) $T_n(\tilde{\beta})$ is said to be regular and asymptotically linear (RAL) if it satisfies both (i) and (ii).

Analogously to the classical semiparametric theory, Definition 2 (i) characterizes the regularity with respect to both the internal data distribution and external data distribution. This class of data-fused regular estimators contain all the regular estimators only based on the internal individual data. Following the spirit of classical asymptotic linearization, Definition 2 (ii) treats $\tilde{\beta}$ as an additional sample to the internal data and uses $\psi(Z_i)$ as well as $\gamma(\tilde{\beta})$ to depict the influence of $(Z_1, \dots, Z_n, \tilde{\beta})$ on the estimation of τ . The restrictions on $\gamma(\tilde{\beta})$ ensure that $T_n(\tilde{\beta})$ satisfying Definition 2 (ii) is consistent and asymptotically normal. The class of data-fused RAL estimators in Definition 2 (iii) include all the RAL estimators that only use the internal data.

PROPOSITION 1. Under Assumptions 1–2, a data-fused RAL estimator $T_n(\tilde{\beta})$ has the following representation,

$$T_n(\tilde{\beta}) = \tau + \frac{1}{n} \sum_{i=1}^n \{\phi(Z_i) - \xi \eta_{\text{eff}}(Z_i)\} + \xi(\tilde{\beta} - \beta) + o_p(n^{-1/2}), \quad (1)$$

and its asymptotic variance is

$$E(\phi\phi^T) + \xi E(\eta_{\text{eff}}\eta_{\text{eff}}^T)\xi^T - 2\xi E(\eta_{\text{eff}}\phi^T) + \rho^{-1}\xi\Sigma_1\xi^T,$$

where ϕ is an influence function for τ only based on the internal data, $\xi = \xi(P_0)$ is a $p \times q$ matrix, and the form of ϕ and ξ depends on the estimator $T_n(\tilde{\beta})$.

Proposition 1 reveals how the estimation of β in the external data affects the efficiency of a data-fused RAL estimator $T_n(\tilde{\beta})$. If the estimation $\tilde{\beta}$ in the external study is very precise or the true value β is known, then $T_n(\tilde{\beta})$ reduces to $T_n(\beta)$, which is a RAL estimator with influence function $\psi = \phi - \xi\eta_{\text{eff}}$. As mentioned in Section 2, let $T_n^{\text{eff}}(\beta)$ be the efficient estimator when β is known and $T_n^{\text{eff}}(\tilde{\beta})$ the plug-in estimator when only an estimate $\tilde{\beta}$ is available, then $T_n^{\text{eff}}(\tilde{\beta}) = \tau + n^{-1} \sum_{i=1}^n \{\phi_{\text{eff}} - A\eta_{\text{eff}}\} + A(\tilde{\beta} - \beta) + o_p(n^{-1/2})$ with $A = E(\phi_{\text{eff}}\eta_{\text{eff}}^T) \{E(\eta_{\text{eff}}\eta_{\text{eff}}^T)\}^{-1}$, and its asymptotic variance is

$$E(\phi_{\text{eff}}\phi_{\text{eff}}^T) + A\{\Sigma_1/\rho - E(\eta_{\text{eff}}\eta_{\text{eff}}^T)\}A^T. \quad (2)$$

This result has three meaningful implications: First, when the external data sample size is much larger than the internal data, i.e., $\rho \rightarrow +\infty$, the asymptotic variance of the plug-in estimator $T_n^{\text{eff}}(\tilde{\beta})$ approximates the semiparametric efficiency bound obtained when β is known; this has been noted by Qin (2000) and Chatterjee et al. (2016) for estimation of parameter in a parametric model for the internal data; here we extend this result to semiparametric models where the parameter of interest is a functional of data distribution. Second, when the external data sample size is much smaller than the internal data, i.e., $\rho \rightarrow 0$, the asymptotic variance of $T_n^{\text{eff}}(\tilde{\beta})$ diverges, suggesting that it has a slower convergence rate than $n^{-1/2}$. In this case, the large variability in external summary statistics will severely damage the estimation efficiency of plug-in estimator. Third, for sufficiently small ρ such that $\Sigma_1/\rho - E(\eta_{\text{eff}}\eta_{\text{eff}}^T) > 0$ (positive definite), the asymptotic variance of $T_n^{\text{eff}}(\tilde{\beta})$ is larger than that of the efficient estimator using only internal data. This explains why the efficiency paradox arises: the external summary statistic is used as its true value while its uncertainty is not negligible. The following example illustrates a situation frequently encountered in practice where the efficiency paradox occurs.

Example 2. Suppose $Z = (X, Y) \sim P_0$ in the internal study and $W = X \sim P_1$ in the external study with P_1 equal to the marginal distribution of P_0 . This is a common setting in semi-supervised learning or missing data analysis where Z is the labeled/complete data and W is the unlabeled/incomplete data. Consider the estimation of $\tau = E(Y)$. Suppose individual samples in the internal study and $\tilde{\beta}$ the sample mean of X in external data are available. Using only the internal data, the efficiency bound for τ is $\text{var}(Y)$. Treating $\tilde{\beta}$ as the true underlying value β , then the plug-in estimator is $T_n^{\text{eff}}(\tilde{\beta}) = n^{-1} \sum_{i=1}^n \{Y_i - \hat{\alpha}(X_i - \tilde{\beta})\}$, where $\hat{\alpha}$ is the least squares coefficient of X in the linear regression of Y on X . The asymptotic variance of $T_n^{\text{eff}}(\tilde{\beta})$ is $\text{var}(Y) - (1 - 1/\rho)\text{cov}^2(X, Y)\{\text{var}(X)\}^{-1}$. If $\rho < 1$ and $\text{cov}(X, Y) \neq 0$, the efficiency paradox emerges.

3.2. Efficiency bound

To assess how external summary statistics can improve the efficiency for estimating τ , we establish semiparametric efficiency bound for the data-fused RAL estimators. Theorem 1 characterizes their asymptotic distribution.

THEOREM 1 (CONVOLUTION THEOREM). *Under Assumptions 1 and 2, for a data-fused RAL estimator $T_n(\tilde{\beta})$ we have*

$$n^{1/2} \begin{bmatrix} T_n(\tilde{\beta}) - \tau(P_0) - n^{-1} \sum_{i=1}^n \{\phi_{\text{eff}} - M\eta_{\text{eff}}\} - M(\tilde{\beta} - \beta) \\ n^{-1} \sum_{i=1}^n \{\phi_{\text{eff}} - M\eta_{\text{eff}}\} + M(\tilde{\beta} - \beta) \end{bmatrix} \rightarrow \begin{pmatrix} \Delta_0 \\ S_0 \end{pmatrix},$$

where $M = E(\phi_{\text{eff}}\eta_{\text{eff}}^T) \{\Sigma_1/\rho + E(\eta_{\text{eff}}\eta_{\text{eff}}^T)\}^{-1}$, S_0 and Δ_0 are independent, and $S_0 \sim N(0, B)$ with $B = E(\phi_{\text{eff}}\phi_{\text{eff}}^T) - E(\phi_{\text{eff}}\eta_{\text{eff}}^T) \{\Sigma_1/\rho + E(\eta_{\text{eff}}\eta_{\text{eff}}^T)\}^{-1} E(\phi_{\text{eff}}\eta_{\text{eff}}^T)^T$.

In classical semiparametric theory, convolution theorem is a key venue for establishing the asymptotic bound for the limiting distribution of RAL estimators. Here we extends it to the data fusion setting with both individual and summary data. Theorem 1 asserts that the asymptotic distribution of any data-fused RAL estimator $T_n(\tilde{\beta})$ can be decomposed into two independent parts Δ_0 and S_0 , where S_0 follows a normal distribution. We have $n^{1/2}\{T_n(\tilde{\beta}) - \tau(P_0)\} \rightarrow \Delta_0 + S_0$ and $\text{var}(\Delta_0 + S_0) = \text{var}(\Delta_0) + \text{var}(S_0) \geq \text{var}(S_0) = B$, which is a lower bound for the asymptotic variance of any data-fused RAL estimator $T_n(\tilde{\beta})$.

THEOREM 2. *Under Assumptions 1 and 2, the efficiency bound for data-fused RAL estimators given in Definition 2 is*

$$B = E(\phi_{\text{eff}}\phi_{\text{eff}}^T) - E(\phi_{\text{eff}}\eta_{\text{eff}}^T) \{\Sigma_1/\rho + E(\eta_{\text{eff}}\eta_{\text{eff}}^T)\}^{-1} E(\phi_{\text{eff}}\eta_{\text{eff}}^T)^T. \quad (3)$$

Note that the efficiency bound when only internal data are available is $E(\phi_{\text{eff}}\phi_{\text{eff}}^T)$, Theorem 2 suggests that the efficiency bound does not increase in the presence of external summary statistics. But B is larger than $E(\phi_{\text{eff}}\phi_{\text{eff}}^T) - E(\phi_{\text{eff}}\eta_{\text{eff}}^T) \{E(\eta_{\text{eff}}\eta_{\text{eff}}^T)\}^{-1} E(\phi_{\text{eff}}\eta_{\text{eff}}^T)^T$, the efficiency bound when β is known, suggesting that $\tilde{\beta}$ can provide no more information than the true value of β for estimating τ , and B reduces to the latter as $\rho \rightarrow +\infty$. The efficiency bound B also depends on the efficiency of $\tilde{\beta}$, captured by Σ_1 ; B increases as Σ_1 increases.

PROPOSITION 2. *Under Assumptions 1 and 2, if P_1 is a marginal distribution of P_0 and $\tilde{\beta}$ is an efficient estimator of β in the external study, i.e., $\Sigma_1 = E(\eta_{\text{eff}}\eta_{\text{eff}}^T)$, then the efficiency bound for τ is $E(\phi_{\text{eff}}\phi_{\text{eff}}^T) - \rho(1 + \rho)^{-1} E(\phi_{\text{eff}}\eta_{\text{eff}}^T) \{E(\eta_{\text{eff}}\eta_{\text{eff}}^T)\}^{-1} E(\phi_{\text{eff}}\eta_{\text{eff}}^T)^T$.*

However, Theorem 2 also shows that external summary statistics do not bring efficiency gain if $E(\phi_{\text{eff}}\eta_{\text{eff}}^T) = 0$, that is, knowing β has no influence on the estimation of τ . This happens if P_0 factorizes as $P_0(Z) = f_1(Z)f_2(Z)$ and $\tau(P_0) = \tau(f_1)$, $\beta(P_0) = \beta(f_2)$. The following is another example concerning short and long regressions in genome-wide association studies, etc.

Example 3. Suppose the internal data are random samples of $(X_1, X_2, Y) \sim P_0$ and the external individual data are random samples of $(X_1, X_2, Y) \sim P_1$, with $P_0 = P_1$, $Y = X_1\tau_1 + X_2\tau_2 + \varepsilon$, X_1, X_2 mean zero, $E(\varepsilon | X_1, X_2) = 0$ and $\text{var}(\varepsilon | X_1, X_2) = \sigma^2$. The external summary statistics are $\tilde{\beta} = (\tilde{\beta}_1, \tilde{\beta}_2)^T$, where $\tilde{\beta}_1$ and $\tilde{\beta}_2$ are the ordinary least squares coefficients obtained by regressing Y on X_1 and X_2 separately with the external data. This happens in genome-wide association studies where researchers provide summary statistics of separate univariate regression coefficients of quantitative trait (Y) on each centered genotypes (X) (Zhu & Stephens, 2017). The efficient influence function for β is $\eta_{\text{eff}} = (\eta_{\text{eff},1}, \eta_{\text{eff},2})^T$, where $\eta_{\text{eff},1} = \{E(X_1^2)\}^{-1} X_1(Y - X_1\beta_1)$ and $\eta_{\text{eff},2} = \{E(X_2^2)\}^{-1} X_2(Y - X_2\beta_2)$. Denoting $X = (X_1, X_2)^T$, the data-fused efficiency bound for $\tau = (\tau_1, \tau_2)^T$ is

$$\sigma^2 \{E(XX^T)\}^{-1} - \frac{\rho\sigma^4}{1 + \rho} \text{diag}\{1/E(X_1^2), 1/E(X_2^2)\} \{E(\eta_{\text{eff}}\eta_{\text{eff}}^T)\}^{-1} \text{diag}\{1/E(X_1^2), 1/E(X_2^2)\}.$$

If only $\tilde{\beta}_1$ is available and without loss of generality we assume X_1, X_2 have unity variance and correlation coefficient κ , the data-fused efficiency bound for τ is

$$\sigma^2 \begin{pmatrix} \frac{1}{1-\kappa^2} & -\kappa \\ -\kappa & \frac{1}{1-\kappa^2} \end{pmatrix} - \frac{\rho}{1+\rho} \begin{pmatrix} \sigma^4/\text{var}(\eta_{\text{eff},1}) & 0 \\ 0 & 0 \end{pmatrix}.$$

There is no efficiency gain for estimating τ_2 from external short regression estimate $\tilde{\beta}_1$. Zhang et al. (2020) has obtained this result under a special case where the distribution of ε is $N(0, 1)$. Nevertheless, we note that the efficiency gain for estimating τ_2 emerges when ε is heteroscedastic, that is, $\text{var}(\varepsilon | X_1, X_2)$ is not a constant. A simulation is given in supplementary material for illustration.

Applying Theorem 2 to estimation of the generalized linear model, we have the following result that provides a formal justification of the conjecture raised by Zhang et al. (2020).

PROPOSITION 3. *Suppose $P_0 = P_1$ and $E(Y | X_1, X_2) = g^{-1}(X_1^T \tau + X_2^T \alpha)$ with g being the canonical link function. Suppose in the external study $g^{-1}(X_2^T \beta)$ is used as a working model for $E(Y | X_2)$ and β is estimated by solving estimating equation $E[X_2\{Y - g^{-1}(X_2^T \beta)\}] = 0$. Then the resultant estimator $\tilde{\beta}$ does not bring efficiency gain for estimating τ .*

3.3. Efficient estimation to avoid the efficiency paradox

Let $\hat{\beta}_{\text{eff}}^{\text{int}}$ denote the efficient estimator of β and $\hat{\tau}_{\text{eff}}^{\text{int}}$ the efficient estimator of τ only based on internal individual data. Motivated by Theorem 1, we propose the following data-fused estimator:

$$\hat{\tau}_{\text{eff}} = \hat{\tau}_{\text{eff}}^{\text{int}} - \hat{E}(\phi_{\text{eff}} \eta_{\text{eff}}^T) \left\{ \hat{\Sigma}_1 / \rho + \hat{E}(\eta_{\text{eff}} \eta_{\text{eff}}^T) \right\}^{-1} (\hat{\beta}_{\text{eff}}^{\text{int}} - \tilde{\beta}), \quad (4)$$

where $\hat{E}(\phi_{\text{eff}} \eta_{\text{eff}}^T), \hat{E}(\eta_{\text{eff}} \eta_{\text{eff}}^T)$ are consistent estimators of $E(\phi_{\text{eff}} \eta_{\text{eff}}^T), E(\eta_{\text{eff}} \eta_{\text{eff}}^T)$ based on the internal data respectively, and $\hat{\Sigma}_1$ is consistent estimator of Σ_1 .

THEOREM 3. *Under Assumptions 1–2, and suppose that $n^{1/2}(\hat{\tau}_{\text{eff}}^{\text{int}} - \tau) \rightarrow N\{0, E(\phi_{\text{eff}} \phi_{\text{eff}}^T)\}$ and $n^{1/2}(\hat{\beta}_{\text{eff}}^{\text{int}} - \beta) \rightarrow N\{0, E(\eta_{\text{eff}} \eta_{\text{eff}}^T)\}$, then $\hat{\tau}_{\text{eff}}$ is consistent for τ , and the asymptotic variance of $\hat{\tau}_{\text{eff}}$ is equal to B in (3).*

Theorem 3 shows that $\hat{\tau}_{\text{eff}}$ attains the efficiency bound for estimating a general functional in semiparametric or nonparametric models when both internal individual data and external summary statistics are available. This generalizes previous efficiency results (Zhang et al., 2020) on estimation of parameters in parametric models. We refer to $\hat{\tau}_{\text{eff}}$ as the data-fused efficient estimator. This estimator is more efficient than any RAL estimator using only internal data, and thus, resolves the efficiency paradox. The estimator $\hat{\tau}_{\text{eff}}$ has a closed form, and therefore greatly reduces the computational burden compared to the constrained maximum likelihood or empirical likelihood methods (Chatterjee et al., 2016; Zhang et al., 2020, 2021), for example, for estimating parameters in parametric models. Although, in semiparametric models the calculation of efficient influence functions $\phi_{\text{eff}}, \eta_{\text{eff}}$ may still be complicated.

Let

$$\Sigma = \begin{Bmatrix} E(\phi_{\text{eff}} \phi_{\text{eff}}^T) & E(\phi_{\text{eff}} \eta_{\text{eff}}^T) \\ E(\eta_{\text{eff}} \phi_{\text{eff}}^T) & E(\eta_{\text{eff}} \eta_{\text{eff}}^T) \end{Bmatrix}$$

denote the asymptotic covariance of $(\hat{\tau}_{\text{eff}}^{\text{int}}, \hat{\beta}_{\text{eff}}^{\text{int}})$. The estimator $\hat{\tau}_{\text{eff}}$ and its asymptotic variance (3) are determined once we obtain $(\hat{\tau}_{\text{eff}}^{\text{int}}, \hat{\beta}_{\text{eff}}^{\text{int}}, \hat{\Sigma})$ and $(\tilde{\beta}, \hat{\Sigma}_1)$. The nuisance estimators $(\hat{\tau}_{\text{eff}}^{\text{int}}, \hat{\beta}_{\text{eff}}^{\text{int}}, \hat{\Sigma})$ can be obtained with internal individual data, $\tilde{\beta}$ is available from external data, and $\hat{\Sigma}_1$

is routinely reported as summary statistics together with $\tilde{\beta}$. One can also consistently estimate Σ_1 using internal data if P_1 is a marginal distribution of P_0 and the estimation method of $\tilde{\beta}$ is known. Otherwise, one can use a positive-definite working matrix Ω for Σ_1 without compromising consistency of $\hat{\tau}_{\text{eff}}$, but in this case there is no guarantee for efficiency gain from external summary statistics and the efficiency paradox may still occur. Additional discussion on the choice of the working covariance matrix and the efficiency is provided in the proof of Proposition 4.

If β is the same functional as τ , then $\hat{\tau}_{\text{eff}}$ reduces to

$$\frac{\hat{\tau}_{\text{eff}}^{\text{int}}/\text{var}(\hat{\tau}_{\text{eff}}^{\text{int}}) + \tilde{\beta}/\text{var}(\tilde{\beta})}{1/\text{var}(\hat{\tau}_{\text{eff}}^{\text{int}}) + 1/\text{var}(\tilde{\beta})},$$

which is the well-known inverse variance weighted estimator in meta-analysis (Lin & Zeng, 2010). The estimator $\hat{\tau}_{\text{eff}}$ can be viewed as a calibration estimator where the external summary statistic $\tilde{\beta}$ is used to calibrate the internal data-based efficient estimator $\hat{\tau}_{\text{eff}}^{\text{int}}$. Calibration is a standard technique used in survey sampling for efficiency improvement with auxiliary information. Chen & Chen (2000), Wang & Wang (2015) and Yang & Ding (2020) considered calibration with validation data in the contexts of measurement error and confounding adjustment, where the validation dataset contains individual random samples from the big internal data. In contrast, here we consider the situation where only summary statistics are available from the external study and the external data are not necessarily random samples from the internal population.

The estimator $\hat{\tau}_{\text{eff}}$ can also be viewed as a confidence density estimator (Liu et al., 2015) as if only summary statistics $(\hat{\tau}_{\text{eff}}^{\text{int}}, \hat{\beta}_{\text{eff}}^{\text{int}}, \hat{\Sigma})$ and $(\tilde{\beta}, \hat{\Sigma}_1)$ obtained from the internal and external studies, respectively, were used for estimating τ .

PROPOSITION 4. *Given $(\hat{\tau}_{\text{eff}}^{\text{int}}, \hat{\beta}_{\text{eff}}^{\text{int}}, \hat{\Sigma})$ and $(\tilde{\beta}, \hat{\Sigma}_1)$, then for some $\hat{\beta}$,*

$$(\hat{\tau}_{\text{eff}}, \hat{\beta}) = \arg \min_{\tau, \beta} \left\{ \begin{pmatrix} \hat{\tau}_{\text{eff}}^{\text{int}} - \tau \\ \hat{\beta}_{\text{eff}}^{\text{int}} - \beta \end{pmatrix}^T \hat{\Sigma}^{-1} \begin{pmatrix} \hat{\tau}_{\text{eff}}^{\text{int}} - \tau \\ \hat{\beta}_{\text{eff}}^{\text{int}} - \beta \end{pmatrix} + (\tilde{\beta} - \beta)^T \left(\frac{\hat{\Sigma}_1}{\rho} \right)^{-1} (\tilde{\beta} - \beta) \right\}. \quad (5)$$

The confidence density approach of Liu et al. (2015) concerns estimation of parameters in a parametric model with summary statistics whose functional relationships to the parameters are completely known. Here however, we consider estimation of a general functional in semiparametric models and the availability of internal individual data bypasses knowing the relationship between summary statistics and the functional of interest.

For illustration, we apply our estimation method to causal inference and semi-supervised learning examples.

Example 4 (Continue of Example 1). Suppose in addition to individual samples on $Z = (T, X, Y) \sim P_0$ in the internal study, we also have the ordinary least squares estimate $\tilde{\beta}$ of $\beta = \{E(VV^T)\}^{-1}E(VY)$ obtained from the linear regression of Y on $V = (1, X^T, T)^T$ in the external study. Suppose $P_1 = P_0$. The efficient influence function for β using only internal data is $\eta_{\text{eff}} = \{E(VV^T)\}^{-1}E(Y - V^T\beta)$. Given $(\hat{\tau}_{\text{eff}}^{\text{int}}, \phi_{\text{eff}})$ described in Example 1 and $\hat{\beta}_{\text{eff}}^{\text{int}}$ by regressing Y on V in the internal data, $\hat{\tau}_{\text{eff}}$ is equal to

$$\hat{\tau}_{\text{eff}}^{\text{int}} - \frac{m}{m+n} \left[\hat{E}\{\phi_{\text{eff}}(Y - V^T\hat{\beta}_{\text{eff}}^{\text{int}})V\} \right]^T \left[\hat{E}\{(Y - V^T\hat{\beta}_{\text{eff}}^{\text{int}})^2 V^T V\} \right]^{-1} \hat{E}(VV^T)(\hat{\beta}_{\text{eff}}^{\text{int}} - \tilde{\beta}).$$

Example 5 (Continue of Example 2). We have $\hat{\tau}_{\text{eff}}^{\text{int}} = \bar{Y}$ and $\hat{\beta}_{\text{eff}}^{\text{int}} = \bar{X}$, the sample mean of Y and X , respectively, in the internal data. The data-fused efficient estimator is $\hat{\tau}_{\text{eff}} = \bar{Y} - \rho(1 + \rho)^{-1}\hat{\alpha}(\bar{X} - \tilde{\beta})$, where $\hat{\alpha}$ is the least squares coefficient of X in the linear regression of Y on X . This estimator recovers the semi-supervised least squares estimator given by Zhang et al. (2019).

4. BIAS PARADOX AND RESOLUTION

The external summary statistics may contain biased components, i.e., Assumption 2 may not hold for some entries. In this case, fusing summary statistics as in (4) will introduce bias. Letting $b^* = \beta(P_1) - \beta(P_0)$ denote the asymptotic bias of $\tilde{\beta}$, the asymptotic bias of $\hat{\tau}_{\text{eff}}$ is

$$E(\phi_{\text{eff}}\eta_{\text{eff}}^T)\{\Sigma_1/\rho + E(\eta_{\text{eff}}\eta_{\text{eff}}^T)\}^{-1}b^*,$$

which can be large even if b^* is small, for instance, when ρ is large and $E(\eta_{\text{eff}}\eta_{\text{eff}}^T)$ is small. That is why the bias paradox occurs. To mitigate this problem, we next construct a robust estimator that can effectively use the unbiased components of the external summary statistics to improve the efficiency while keeping invulnerable to biased components.

Let $\mathcal{A} = \{j : \beta_j(P_0) = \beta_j(P_1), j = 1, \dots, q\}$ denote the set of unbiased external summary statistics. If such a set were known a priori, an oracle estimator could be obtained by incorporating only this subset of external summary statistics, $\tilde{\beta}_{\mathcal{A}}$, in the efficient estimation in (4). Let $\hat{\tau}_{\text{orc}}$ denote such an oracle estimator and $B_{\mathcal{A}}$ denote its asymptotic variance, which is the efficiency bound when only unbiased external summary statistics $\beta_{\mathcal{A}}$ and the internal individual data are used for estimating τ . Without knowing the unbiasedness of $\tilde{\beta}$, in principle one can first conduct q tests of the null hypotheses $\beta_j(P_0) = \beta_j(P_1), j = 1, \dots, q$ to select the unbiased ones and then use them to construct the efficient estimator. However, statistical inference of this approach involves the stochastic error inherited from the tests, which is generally difficult to assess. Besides, the hard-thresholding of the testing stage may suffer from high variability (Breiman, 1996). To resolve the difficulty of statistical inference and the lack of stability, we propose a debiased estimator that obviates the need to know or test the unbiasedness of external summary statistics. The key is to apply adaptive lasso to simultaneously select the unbiased external summary statistics and achieve efficient estimation with them. We solve the following optimization problem,

$$\begin{aligned} (\hat{\tau}_{\text{dbs}}, \hat{\beta}, \hat{b}) = \arg \min_{\tau, \beta, b} & \left\{ \begin{pmatrix} \hat{\tau}_{\text{eff}}^{\text{int}} - \tau \\ \hat{\beta}_{\text{eff}}^{\text{int}} - \beta \end{pmatrix}^T \hat{\Sigma}^{-1} \begin{pmatrix} \hat{\tau}_{\text{eff}}^{\text{int}} - \tau \\ \hat{\beta}_{\text{eff}}^{\text{int}} - \beta \end{pmatrix} + (\tilde{\beta} - \beta - b)^T \left(\frac{\hat{\Sigma}_1}{\rho} \right)^{-1} (\tilde{\beta} - \beta - b) \right. \\ & \left. + \lambda \sum_{j=1}^q |\tilde{\beta}_j - \hat{\beta}_{\text{eff},j}^{\text{int}}|^{-\alpha} |b_j| \right\}, \end{aligned} \quad (6)$$

where λ, α are tuning parameter, and $\alpha > 0$ with commonly chosen value 1 or 2. The estimator in (6) is motivated from (5); however in (6), an additional correction term $b = (b_1, \dots, b_q)^T$ and an adaptive lasso penalty on b are included to account for the influence of biased summary statistics. For unbiased summary statistics, the adaptive lasso penalty shrinks the corresponding b_j 's to zero. The adaptive lasso methods (Zou, 2006) have been widely used in variable selection problems, which possess desirable consistency of variable selection and asymptotic normality of parameter estimation.

THEOREM 4. (i) *The estimator given in (6) satisfies*

$$\begin{aligned} \hat{\tau}_{\text{dbs}} &= \hat{\tau}_{\text{eff}}^{\text{int}} - \hat{E}(\phi_{\text{eff}}\eta_{\text{eff}}^T)\{\hat{\Sigma}_1/\rho + \hat{E}(\eta_{\text{eff}}\eta_{\text{eff}}^T)\}^{-1}(\hat{\beta}_{\text{eff}}^{\text{int}} - \tilde{\beta} + \hat{b}), \\ \hat{b} &= \arg \min_b \left[(\tilde{\beta} - \hat{\beta}_{\text{eff}}^{\text{int}} - b)^T \{\hat{\Sigma}_1/\rho + \hat{E}(\eta_{\text{eff}}\eta_{\text{eff}}^T)\}^{-1} (\tilde{\beta} - \hat{\beta}_{\text{eff}}^{\text{int}} - b) \right. \\ & \quad \left. + \lambda \sum_{j=1}^q |\tilde{\beta}_j - \hat{\beta}_{\text{eff},j}^{\text{int}}|^{-\alpha} |b_j| \right]. \end{aligned}$$

- (ii) Under Assumption 1 and assuming that $n^{1/2}(\hat{\tau}_{\text{eff}}^{\text{int}} - \tau) \rightarrow N\{0, E(\phi_{\text{eff}}\phi_{\text{eff}}^T)\}$, $n^{1/2}(\hat{\beta}_{\text{eff}}^{\text{int}} - \beta) \rightarrow N\{0, E(\eta_{\text{eff}}\eta_{\text{eff}}^T)\}$, $\lambda n^{1/2} \rightarrow 0$, $\lambda n^{(\alpha+1)/2} \rightarrow +\infty$, then $\hat{\tau}_{\text{dbs}}$ has the same asymptotic distribution as $\hat{\tau}_{\text{orc}}$ and $n^{1/2}(\hat{\tau}_{\text{dbs}} - \tau) \rightarrow N(0, B_{\mathcal{A}})$.
- (iii) Letting $\hat{\mathcal{A}} = \{j : \hat{b}_j = 0\}$, then $\lim_{n \rightarrow \infty} P(\mathcal{A} = \hat{\mathcal{A}}) = 1$ under the conditions of (ii).

Theorem 4 shows that the debiased estimator $\hat{\tau}_{\text{dbs}}$ retains consistent and asymptotically normal even if $\tilde{\beta}$ contains biased components, and it is asymptotically as efficient as the oracle estimator $\hat{\tau}_{\text{orc}}$. Besides, we also have the selection consistency of the unbiased external summary statistics. Let $X = \{\hat{\Sigma}_1/\rho + \hat{E}(\eta_{\text{eff}}\eta_{\text{eff}}^T)\}^{-1/2}$ and $Y = \{\hat{\Sigma}_1/\rho + \hat{E}(\eta_{\text{eff}}\eta_{\text{eff}}^T)\}^{-1/2}(\tilde{\beta} - \hat{\beta}_{\text{eff}}^{\text{int}})$, then \hat{b} can be obtained with off-the-shelf R packages such as `glmnet` by treating \hat{b} as the coefficient in the linear regression of Y on X with no intercept. Given $\hat{\mathcal{A}}$, the efficiency bound $B_{\hat{\mathcal{A}}}$ can be consistently estimated according to (3) and the procedure described in Section 3.3, which results in a consistent estimator of the asymptotic variance $B_{\mathcal{A}}$.

A crucial issue for the debiased estimation is the choice of the tuning parameter λ . We can specify $\lambda = Cn^{-w}$ with $1/2 < w < (\alpha + 1)/2$, which ensures that $\lambda n^{1/2} \rightarrow 0$, $\lambda n^{(\alpha+1)/2} \rightarrow +\infty$. To choose the constant loading term C , we adopt the cross validation method. Specifically, we split the full internal data into $K \geq 2$ balanced parts; the cross validation consists of K steps, where for step k the k 'th part of internal data are treated as the test sample and produces an internal data-based estimate $\hat{\tau}^{(k)}$, and the remaining $K - 1$ parts of internal data and the external summary statistics are treated as the training sample and produce estimate $\hat{\tau}_{\text{dbs}}^{(k)}$; the prediction error for step k is the squared difference between these two estimates and the cross validation prediction error is defined as the average of these K prediction errors; C is chosen by minimizing the cross validation error.

Zhai & Han (2022) have previously proposed a penalized constrained maximum likelihood method for fusion of internal individual data and possibly biased summary statistics; however, they have focused on inference about parameters in a parametric model and ignored the uncertainty of external summary statistics, thus efficiency paradox may still occur. In contrast, our method applies to a general functional in semiparametric models and accounts for the uncertainty of external summary statistics, which is able to avoid both the efficiency and the bias paradoxes. Besides, our estimator enjoys a closed form, which bypasses sophisticated programming and computation and is easily implemented using existing software.

5. NUMERICAL ILLUSTRATIONS

5.1. Simulation

We conduct simulation studies to evaluate performance of the proposed estimators. We consider two scenarios with unbiased and biased external summary statistics, respectively. In Scenario I, a triplet of treatment T , outcome Y and covariate X are generated as follows in both the internal and external data:

$$\begin{aligned} X &\sim N(0, 1), \quad \text{pr}(T = 1 | X) = \text{expit}(1 - X), \\ Y &= 1 + X + TX^2 + T\varepsilon_1 + (1 - T)\varepsilon_0, \quad (\varepsilon_0, \varepsilon_1) \perp\!\!\!\perp (X, T), \end{aligned}$$

where $\varepsilon_1 \sim N(0, 4)$, $\varepsilon_0 \sim N(0, 1)$ and $\text{expit}(x) = 1/\{1 + \exp(-x)\}$. The internal sample size n is 1000 throughout the simulations and the external sample size m increases from 200 to 2000. The functional of interest τ is the treatment effect of T on Y . Following Example 4 we use the internal individual data and the ordinary least squares estimate $\tilde{\beta}$ obtained by regressing Y on $(1, X^T, T)^T$ in the external study for estimating τ . We implement four estimators, (i) INT: $\hat{\tau}_{\text{eff}}^{\text{int}}$

using only internal data; (ii) CRD: the crude estimator ignoring uncertainty of $\tilde{\beta}$; (iii) EFF: the data-fused efficient estimator $\hat{\tau}_{\text{eff}}$; (iv) KNW: the efficient estimator knowing the true value of β . The GIM estimator does not apply to the causal effect functional, and we do not implement it.

We replicate 1000 simulations. Figure 1 and Table 1 show bias and mean squared error of the four estimators under different external sample sizes. The crude estimator improves efficiency against $\hat{\tau}_{\text{eff}}^{\text{int}}$ only if the external sample size is sufficiently large ($m = 2000$) relative to that of internal data, otherwise ($m \leq 1000$) efficiency loss emerges. The data-fused EFF estimator outperforms the INT and CRD estimators and ensures efficiency gain from integration of the external summary statistics under all sample sizes. The EFF estimator is less efficient than the KNW estimator, but the KNW estimator is not feasible in practice because one does not know β .

Table 1: MSE for Scenario I

	$m = 200$	$m = 500$	$m = 1000$	$m = 2000$
INT	0.01229	0.01229	0.01229	0.01229
CRD	0.04645	0.02250	0.01433	0.00956
EFF	0.01130	0.01014	0.00885	0.00742
KNW	0.00475	0.00475	0.00475	0.00475

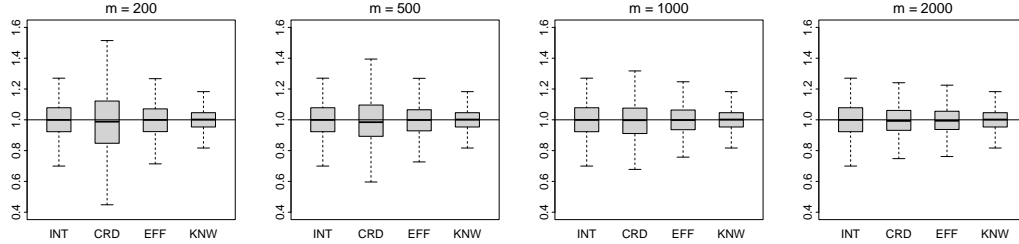


Fig. 1: Bias of estimators in Scenario I. The horizontal line marks the true value.

In Scenario II, we consider fusion with biased external summary statistics. We generate (Y, X_1, X_2) in the internal data and (Y, X_1, \tilde{X}_2) in the external data as follows:

$$Y = X_1\tau_1 + X_2\tau_2 + \varepsilon_1, \quad (X_1, X_2)^T \sim N\left\{\begin{pmatrix} 0 \\ 0 \end{pmatrix}, \begin{pmatrix} 1 & 0.6 \\ 0.6 & 1 \end{pmatrix}\right\},$$

$$\tilde{X}_2 = X_2 + \varepsilon_2, \quad \varepsilon_1 \sim N(0, 4), \quad \varepsilon_2 \sim N(0, 1).$$

where \tilde{X}_2 in the external data is viewed as a surrogate of X_2 with measurement error. The internal sample size is $n = 1000$ and the external sample size is $m = 4000$. Let $\tilde{\beta} = (\tilde{\beta}_1, \tilde{\beta}_2)$ be the ordinary least squares estimate obtained from the external data by regressing Y on X_1 and \tilde{X}_2 separately. We use the internal individual data and $\tilde{\beta}$ to estimate $\tau = (\tau_1, \tau_2)^T$. We implement five estimation methods: (i) INT: $\hat{\tau}_{\text{eff}}^{\text{int}}$ using only internal data; (ii) ORC: the oracle estimator using internal data and only $\tilde{\beta}_1$; (iii) DBS: the debiased estimator in (6); (iv) EFF: the efficient estimator $\hat{\tau}_{\text{eff}}$ in (4) using both $\tilde{\beta}_1$ and $\tilde{\beta}_2$; (v) GIM: the estimator of Zhang et al. (2020).

We replicate 1000 simulations. Figure 2 and Table 2 show the bias and mean squared error of the estimators. The GIM and EFF estimators exhibit non-negligible bias as they are agnostic to the biasedness of external summary statistics and fuse both unbiased and biased ones. In contrast,

the DBS estimator can adaptively select and use unbiased external summary statistics; as a result, it performs approximately to the oracle estimator, both showing negligible bias. Besides, the DBS estimator of τ_1 has smaller variance than the INT estimator while the DBS estimator of τ_2 does not enjoy the efficiency gain, which coincides with our analysis in Example 3.

We also evaluate performance of these estimators when the external data has accurate measurement of X_2 , in which case, $\tilde{\beta}_2$ is also unbiased for β_2 . Figure 3 and Table 3 show the bias and mean squared error of the five estimators. In this setting, the ORC, EFF, DBS, and GIM estimators behave close to each other, which all show smaller bias and mean squared errors than the INT estimator. Although, we recommend the DBS estimator because it is both invulnerable to biased external summary statistics and computationally convenient.

Table 2: MSE for Scenario II with biased summary statistics

	τ_1	τ_2
INT	0.00597	0.00604
ORC	0.00336	0.00604
DBS	0.00366	0.00656
EFF	0.18373	0.69073
GIM	0.22154	0.54012

Table 3: MSE for Scenario II with unbiased summary statistics

	τ_1	τ_2
INT	0.00670	0.00626
ORC	0.00226	0.00223
DBS	0.00272	0.00267
EFF	0.00226	0.00223
GIM	0.00225	0.00222

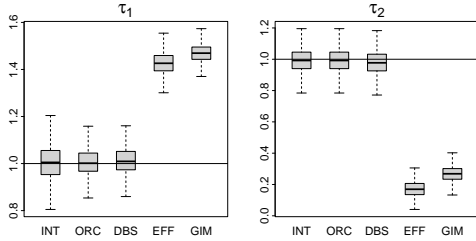


Fig. 2: Bias of estimators in Scenario II with biased external summary statistics.

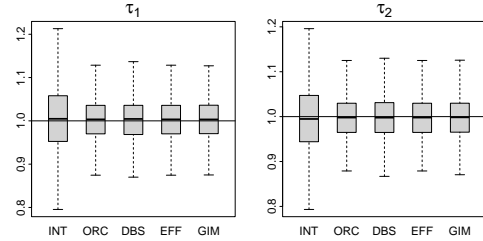


Fig. 3: Bias of estimators in Scenario II with unbiased external summary statistics.

5.2. Real data analysis

We apply the proposed methods to analyze a *Helicobacter pylori* infection dataset described by Li et al. (2021). *Helicobacter pylori* infection is a leading world-wide infectious disease. The triple therapy (clarithromycin, amoxicillin, and omeprazole) is a standard treatment for *Helicobacter pylori* infection. The internal study is a two-arm randomized clinical trial conducted at a traditional Chinese medicine hospital. This trial aims to investigate whether the additional taking of traditional Chinese medicine ($T = 1$) has better efficacy than the standard triple therapy treatment ($T = 0$) on *Helicobacter pylori* infection. It contains 362 observations, of which 180 patients are assigned to the triple therapy and the rest are assigned to a combination treatment including both the triple therapy and traditional Chinese medicine. The external study is a single-arm study conducted at a Western-style hospital, where 110 patients are all assigned to the triple therapy. The outcome Y is the post-treatment infection status assessed with the C-14 urea breath test and baseline covariates X include age, gender, height, BMI, occupation, education level, marital status, and information on patients' symptoms. The internal and external studies adopt the same inclusion and exclusion criteria and the same treatment protocols. The parameter

of interest is the average causal effect of the combination treatment against the standard triple therapy treatment, i.e., $\tau = E(Y_1 - Y_0)$. We illustrate how to use the individual data from the internal study and the outcome sample mean ($\tilde{\beta}$) from the external study to make inference about τ , where $\tilde{\beta}$ is a consistent estimator of $\beta = E(Y_0)$ in the external study.

We implement four methods INT, CRD, EFF and DBS to estimate τ . Our goal is to test the null hypothesis $\mathbb{H}_0 : \tau \leq 0$ against $\mathbb{H}_1 : \tau > 0$ to investigate whether the combination treatment can improve the efficacy. Table 4 presents the analysis results. The four point estimates are close to each other, all showing a potentially beneficial effect of additional using of traditional Chinese medicine. The EFF estimate and the DBS estimate are identical, suggesting unbiasedness of the external summary statistic; this is because the same inclusion criterion and the same treatment protocols are adopted in both the internal and external studies, and it is reasonable to assume that they are from the same population. The INT estimate based solely on the internal data does not reject the null hypothesis \mathbb{H}_0 at level 0.1, and the CRD estimate has an even larger standard error. Nonetheless, by appropriate integration of the external summary statistic, the EFF and DBS estimates achieve smaller standard errors, which reject \mathbb{H}_0 at level 0.06. This may serve as evidence in favor of a beneficial effect of additional using of traditional Chinese medicine.

Table 4: Point estimates of τ , standard errors, and p -values

	point estimate	standard error	p -value
INT	0.0543	0.0442	0.1100
CRD	0.0773	0.0520	0.0684
EFF	0.0628	0.0394	0.0553
DBS	0.0628	0.0394	0.0553

6. DISCUSSION

The proposed methods can be extended to integrate summary statistics from multiple external studies. Consider S independent external studies, each study s ($1 \leq s \leq S$) with sample size m_s from population P_s providing a summary statistic $\tilde{\beta}_{(s)}$ on a functional $\beta_{(s)}$.

THEOREM 5. *Suppose that for each $\tilde{\beta}_{(s)}$, $m_s^{1/2}\{\tilde{\beta}_{(s)} - \beta_{(s)}(P_s)\} \rightarrow N(0, \Sigma_s)$ and that $\{\beta_{(1)}^T(P_0), \dots, \beta_{(S)}^T(P_0)\}^T = \{\beta_{(1)}^T(P_1), \dots, \beta_{(S)}^T(P_S)\}^T = \beta(P_0)$. Let $\eta_{\text{eff}} = (\eta_{\text{eff},(1)}^T, \dots, \eta_{\text{eff},(S)}^T)^T$ denote the efficient influence function for $\beta(P_0)$. If $m_s/n \rightarrow \rho_s \in (0, \infty)$ for each s , then the data-fused efficiency bound for τ is $E(\phi_{\text{eff}}\phi_{\text{eff}}^T) - E(\phi_{\text{eff}}\eta_{\text{eff}}^T)\{\Sigma_{\text{ext}} + E(\eta_{\text{eff}}\eta_{\text{eff}}^T)\}^{-1}E(\eta_{\text{eff}}\phi_{\text{eff}}^T)$, where $\Sigma_{\text{ext}} = \text{diag}(\Sigma_1/\rho_1, \dots, \Sigma_S/\rho_S)$.*

Theorem 5 establishes the efficiency bound for estimating τ when multiple external summary statistics are available; the proof is analogous to that of Theorem 2 and is omitted. The data-fused efficient estimator with unbiased summary statistics is $\hat{\tau}_{\text{eff}} = \hat{\tau}_{\text{eff}}^{\text{int}} - \hat{E}(\phi_{\text{eff}}\eta_{\text{eff}}^T)\{\hat{\Sigma}_{\text{ext}} + \hat{E}(\eta_{\text{eff}}\eta_{\text{eff}}^T)\}^{-1}(\hat{\beta}_{\text{eff}}^{\text{int}} - \tilde{\beta})$. In the presence of biased summary statistics, the debiased estimator can be obtained analogously to (6), with $\hat{\Sigma}_1/\rho$ replaced by $\hat{\Sigma}_{\text{ext}}$.

We have focused on integration of finite-dimensional summary statistics. It is of both theoretical and practical interest to study how to integrate infinite-dimensional external summary curves, such as estimates of a density function, regression curve, or conditional mean. We plan to pursue this extension in the future.

SUPPLEMENTARY MATERIAL

Supplementary material available at *Biometrika* online includes proofs of Theorems 1–4 and Propositions 1–4, details of Examples 2 and 3, and additional simulation results.

REFERENCES

- BANG, H. & ROBINS, J. M. (2005). Doubly robust estimation in missing data and causal inference models. *Biometrics* **61**, 962–973.
- BICKEL, P. J., KLAASSEN, C. A. J., RITOV, Y. & WELLNER, J. A. (1993). *Efficient and Adaptive Estimation for Semiparametric Models*. Baltimore: Johns Hopkins University Press.
- BREIMAN, L. (1996). Heuristics of instability and stabilization in model selection. *Annals of Statistics* **24**, 2350–2383.
- CHATTERJEE, N., CHEN, Y.-H., MAAS, P. & CARROLL, R. J. (2016). Constrained maximum likelihood estimation for model calibration using summary-level information from external big data sources. *Journal of the American Statistical Association* **111**, 107–117.
- CHEN, S., ZHANG, B. & YE, T. (2021). Minimax rates and adaptivity in combining experimental and observational data. *arXiv preprint arXiv:2109.10522*.
- CHEN, Y.-H. & CHEN, H. (2000). A unified approach to regression analysis under double-sampling designs. *Journal of the Royal Statistical Society: Series B* **62**, 449–460.
- HAHN, J. (1998). On the role of the propensity score in efficient semiparametric estimation of average treatment effects. *Econometrica* **66**, 315–331.
- HÁJEK, J. (1970). A characterization of limiting distributions of regular estimates. *Zeitschrift für Wahrscheinlichkeitstheorie und Verwandte Gebiete* **14**, 323–330.
- KALLUS, N., PULI, A. M. & SHALIT, U. (2018). Removing hidden confounding by experimental grounding. *Advances in Neural Information Processing Systems* **31**.
- KUNDU, P., TANG, R. & CHATTERJEE, N. (2019). Generalized meta-analysis for multiple regression models across studies with disparate covariate information. *Biometrika* **106**, 567–585.
- LI, H., MIAO, W., CAI, Z., LIU, X., ZHANG, T., XUE, F. & GENG, Z. (2020). Causal data fusion methods using summary-level statistics for a continuous outcome. *Statistics in Medicine* **39**, 1054–1067.
- LI, S. & LUEDTKE, A. (2021). Efficient estimation under data fusion. *arXiv preprint arXiv:2111.14945*.
- LI, X., MIAO, W., LU, F. & ZHOU, X.-H. (2021). Improving efficiency of inference in clinical trials with external control data. *Biometrics*.
- LIN, D.-Y. & ZENG, D. (2010). On the relative efficiency of using summary statistics versus individual-level data in meta-analysis. *Biometrika* **97**, 321–332.
- LIU, D., LIU, R. Y. & XIE, M. (2015). Multivariate meta-analysis of heterogeneous studies using only summary statistics: efficiency and robustness. *Journal of the American Statistical Association* **110**, 326–340.
- MCMENNEY, B. & WELLNER, J. A. (2000). Application of convolution theorems in semiparametric models with non-iid data. *Journal of Statistical Planning and Inference* **91**, 441–480.
- QIN, J. (2000). Combining parametric and empirical likelihoods. *Biometrika* **87**, 484–490.
- SHEN, J., LIU, R. Y. & XIE, M.-G. (2020). ifusion: Individualized fusion learning. *Journal of the American Statistical Association* **115**, 1251–1267.
- SINGH, K., XIE, M. & STRAWDERMAN, W. E. (2005). Combining information from independent sources through confidence distributions. *The Annals of Statistics* **33**, 159–183.
- STRASSER, H. (1989). Tangent vectors for models with independent but not identically distributed observations. *Statistics & Risk Modeling* **7**, 127–152.
- SUN, B. & MIAO, W. (2022). On semiparametric instrumental variable estimation of average treatment effects through data fusion. *Statistical Sinica* **32**, 569–590.
- TSIATIS, A. (2006). *Semiparametric Theory and Missing Data*. New York: Springer.
- WANG, R., WANG, Q. & MIAO, W. (2021). A robust fusion-extraction procedure with summary statistics in the presence of biased sources. *arXiv preprint arXiv:2108.12600*.
- WANG, X. & WANG, Q. (2015). Semiparametric linear transformation model with differential measurement error and validation sampling. *Journal of Multivariate Analysis* **141**, 67–80.
- XIE, M., SINGH, K. & STRAWDERMAN, W. E. (2011). Confidence distributions and a unifying framework for meta-analysis. *Journal of the American Statistical Association* **106**, 320–333.
- YANG, S. & DING, P. (2020). Combining multiple observational data sources to estimate causal effects. *Journal of the American Statistical Association* **115**, 1540–1554.
- YANG, S., ZENG, D. & WANG, X. (2020a). Elastic integrative analysis of randomized trial and real-world data for treatment heterogeneity estimation. *arXiv preprint arXiv:2005.10579*.
- YANG, S., ZENG, D. & WANG, X. (2020b). Improved inference for heterogeneous treatment effects using real-world data subject to hidden confounding. *arXiv preprint arXiv:2007.12922*.

- ZHAI, Y. & HAN, P. (2022). Data integration with oracle use of external information from heterogeneous populations. *Journal of Computational and Graphical Statistics* , 1–12.
- ZHANG, A., BROWN, L. D. & CAI, T. T. (2019). Semi-supervised inference: General theory and estimation of means. *Annals of Statistics* **47**, 2538–2566.
- ZHANG, H., DENG, L., SCHIFFMAN, M., QIN, J. & YU, K. (2020). Generalized integration model for improved statistical inference by leveraging external summary data. *Biometrika* **107**, 689–703.
- ZHANG, H., DENG, L., WHEELER, W., QIN, J. & YU, K. (2021). Integrative analysis of multiple case-control studies. *Biometrics* .
- ZHU, X. & STEPHENS, M. (2017). Bayesian large-scale multiple regression with summary statistics from genome-wide association studies. *Annals of Applied Statistics* **11**, 1561.
- ZOU, H. (2006). The adaptive lasso and its oracle properties. *Journal of the American Statistical Association* **101**, 1418–1429.