

PyPose: A Library for Robot Learning with Physics-based Optimization

Chen Wang^{1,2,†}, Dasong Gao^{1,3}, Kuan Xu⁴, Junyi Geng¹, Yaoyu Hu¹, Yuheng Qiu¹,
Bowen Li¹, Fan Yang⁵, Brady Moon¹, Abhinav Pandey⁶, Aryan^{1,7}, Jiahe Xu¹, Tianhao Wu⁸,
Haonan He¹, Daning Huang⁶, Zhongqiang Ren¹, Shibo Zhao¹, Taimeng Fu⁹, Pranay Reddy¹⁰, Xiao Lin¹¹,
Wenshan Wang¹, Jingnan Shi³, Rajat Talak³, Han Wang⁴, Huai Yu¹², Shanzhao Wang¹³, Ananth Kashyap¹⁴,
Rohan Bandaru¹⁵, Karthik Dantu², Jiajun Wu¹⁶, Luca Carlone³, Marco Hutter⁵, Sebastian Scherer¹

<https://pypose.org>

Abstract—Deep learning has had remarkable success in robotic perception, but its data-centric nature suffers when it comes to generalizing to ever-changing environments. By contrast, physics-based optimization generalizes better, but it does not perform as well in complicated tasks due to the lack of high-level semantic information and the reliance on manual parametric tuning. To take advantage of these two complementary worlds, we present PyPose: a robotics-oriented, PyTorch-based library that combines deep perceptual models with physics-based optimization techniques. Our design goal for PyPose is to make it user-friendly, efficient, and interpretable with a tidy and well-organized architecture. Using an imperative style interface, it can be easily integrated into real-world robotic applications. Besides, it supports parallel computing of any order gradients of Lie groups and Lie algebras and 2nd-order optimizers, such as trust region methods. Experiments show that PyPose achieves 3–20× speedup in computation compared to state-of-the-art libraries. To boost future research, we provide concrete examples across several fields of robotics, including SLAM, inertial navigation, planning, and control.

I. INTRODUCTION

Deep learning has made great inroads in robotic perception tasks such as classification [1], segmentation [2], and detection [3]. However, it is still often unsatisfactory in some robotic applications due to the lack of training data [4], ever-changing environments [5], and limited computational resources [6]. On the other hand, physics-based optimization has shown great generalization ability and high accuracy in many robotic tasks such as control [7], planning [8], and simultaneous localization and mapping (SLAM) [5]. Nevertheless, it relies on problem-specific parameter tuning and suffers from the

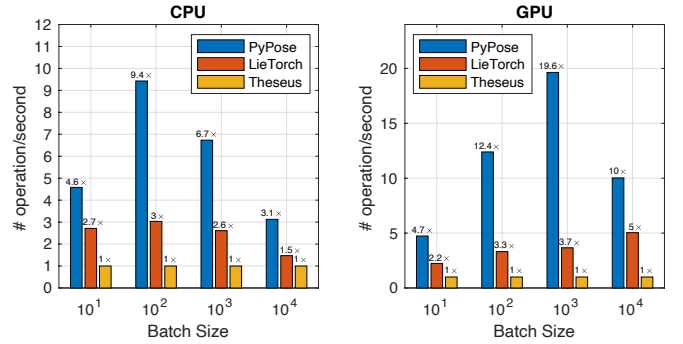


Fig. 1: Efficiency comparison of Lie group operations on CPU and GPU (we take Theseus [16] performance as 1×).

lack of semantic information. Since both methods have shown their own merits, more and more efforts have been made to take advantage of the two worlds [9].

Currently, learning-based methods and physics-based optimization are typically used separately in different modules of a robotic system [10]. For example, in semantic SLAM, learning-based methods showed promising results in scenarios where high-level semantic information is needed or as a replacement for hand-crafted features and descriptors, e.g., feature matching in the front-end [11], while physics-based optimization plays a vital role in cases where a well-defined physical model can be established, e.g., pose graph optimization in the back-end [12]. Researchers usually first execute the front-end and then pass the results to the back-end for optimization. Despite the tremendous progress in SLAM in the past decades, such a two-stage, decoupled paradigm may only achieve sub-optimal solutions, which in turn limits system performance. Hence, developing integrated methods with end-to-end differentiation through optimization is an emerging trend [13], [14], [15].

A variety of applications in perception, motion planning, and automatic control have been explored for end-to-end learning [13], [17], [18]. However, most of these applications rely on problem-specific implementations that are often coded from scratch, which makes it difficult for researchers to build upon prior work and explore new ideas. This hinders the development cycle due to the lack of a unified and systematic development framework. For example, people

[†]Corresponding Author. chenwang@dr.com

¹Carnegie Mellon University, Pittsburgh, PA 15213, USA.

²State University of New York at Buffalo, NY 14260, USA.

³Massachusetts Institute of Technology, Cambridge, MA 02139, USA.

⁴Nanyang Technological University, Singapore 639798.

⁵ETH Zürich, 8092 Zürich, Switzerland.

⁶Pennsylvania State University, University Park, PA 16801, USA.

⁷Delhi Technological University, Delhi, India.

⁸University of Virginia, Charlottesville, VA 22904, USA.

⁹The Chinese University of Hong Kong, Shenzhen, China.

¹⁰University of Massachusetts Amherst, MA 01003, USA.

¹¹Georgia Institute of Technology, Atlanta, GA 30332, USA

¹²Wuhan University, Hubei 420072, China.

¹³University of Michigan, Ann Arbor, MI 48109, USA.

¹⁴Fox Chapel Area High School, Pittsburgh, PA 15238, USA.

¹⁵Lexington High School, Lexington, MA 02421, USA.

¹⁶Stanford University, Stanford, CA 94305, USA.

usually leverage PyTorch-based [19] models for developing learning-based perceptual models, but then have to use C++-based optimization libraries, such as GTSAM [20], OMPL [21], and CT [22], for physics-based optimization. The mixed usage of Python and C++ libraries increases the system complexity and slows down the development cycle as it is time-consuming to do cross-language debugging and inefficient to transfer data among different processes, e.g., ROS nodes [23]. Therefore, there is an urgent need for a systematic development tool in a single language, accelerating end-to-end learning for physics-based optimization.

Some researchers have spent effort towards this objective. For example, LieTorch exploits the group structure of 3D transformations and performs back-propagation in the tangent spaces of manifolds [14]. However, only 1st-order differentiable operations are currently implemented, which limits its practical use, since higher order derivatives provide additional local information about the data distribution and enable new applications [24]. CvxpyLayer [25] and Theseus [16] take convex and non-linear optimization as differentiable layers, respectively. However, their development is still at an early stage, and the overall accuracy and stability are not yet mature for practical robotic applications. For example, CvxpyLayer doesn't support operations for Lie groups and Theseus uses rotation matrices for transformation representation, which is memory inefficient for robotic applications.

To address the above limitations, we present PyPose, a robotics-oriented open source library based on PyTorch to connect learning-based perceptual models with classical algorithms that can be formulated as physics-based optimization, e.g., geometry problem, factor-graph optimization, and optimal control. In summary, our main contributions are:

- We present a new python-based open source library, PyPose, to further enable end-to-end learning with physics-based optimization and accelerate the next generation of developments in robotics. PyPose is designed to be easily interpretable, user-friendly, and efficient with a tidy and well-organized architecture. It provides an imperative programming style for the convenience of real-world robotic applications. PyPose supports any order gradient computation of Lie groups and Lie algebras, and 2nd-order optimizers such as Levenberg-Marquardt with trust region steps. As demonstrated in Fig. 1, our experiments show that PyPose achieves 3 – 20 \times faster computation compared to state-of-the-art libraries.
- We provide examples of use of PyPose. Users can easily build upon existing functionalities for various robotic applications. To the best of our knowledge, PyPose is one of the first Python libraries to comprehensively cover several sub-fields of robotics, such as perception, planning, and control, where optimization is involved.

II. RELATED WORK

Existing open source libraries related to PyPose can mainly be divided into two groups: (1) linear algebra and machine learning frameworks and (2) optimization libraries.

A. Linear Algebra and Machine Learning Frameworks

Linear algebra libraries are essential to machine learning and robotics research. To name a few, NumPy [26], a linear algebra library for Python, offers comprehensive operations on vectors and matrices while enjoying higher running speed due to its underlying well-optimized C code. Eigen [27], a high performance C++ linear algebra library, has been used in many projects such as TensorFlow [28], Ceres [29], GTSAM [20], and g²o [30]. ArrayFire [31], a GPU acceleration library for C, C++, Fortran, and Python, contains simple APIs and provides thousands of GPU-tuned functions for linear algebra.

While relying heavily on high-performance numerical linear algebra techniques, machine learning libraries focus more on operations on tensors (i.e., high-dimensional matrices) and automatic differentiation. Early machine learning frameworks, such as Torch [32], OpenNN [33], and MATLAB [34], provide primitive tools for researchers to develop neural networks. However, they only support CPU computation and lack concise APIs, which plague engineers using them in applications. A few years later, deep learning frameworks such as Chainer [35], Theano [36], and Caffe [37] arose to handle the increasing size and complexity of neural networks while supporting multi-GPU training with convenient APIs for users to build and train their neural networks. Furthermore, the recent frameworks, such as TensorFlow [28], PyTorch [19], and MXNet [38], provide a comprehensive and flexible ecosystem (e.g., APIs for multiple programming languages, distributed data parallel training, and facilitating tools for benchmark and deployment). JAX [39] can automatically differentiate native Python and NumPy functions and is an extensible system for composable function transformations. In many ways, the existence of these frameworks facilitated and promoted the growth of deep learning. Recently, more efforts have been taken to combine standard optimization tools with deep learning. Recent work like Theseus [16] and CvxpyLayer [25] showed how to embed differentiable optimization within deep neural networks.

By leveraging PyTorch, our proposed library, PyPose, enjoys the same benefits as the existing state-of-the-art deep learning frameworks. Additionally, PyPose provides new features, such as computing any order gradients of Lie groups and Lie algebras, which are essential to robotics.

B. Open Source Optimization Libraries

Numerous optimization solvers and frameworks have been developed and leveraged in robotics. To mention a few, Ceres [29] is an open-source C++ library for large-scale nonlinear least squares optimization problems and has been widely used in SLAM. Pyomo [40] and JuMP [41] are optimization frameworks that have been widely used due to their flexibility in supporting a diverse set of tools for constructing, solving, and analyzing optimization models. CasADi [42] has been used to solve many real-world control problems in robotics due to its fast and effective implementations of different numerical methods for optimal control.

Pose- and factor-graph optimization also play an important role in robotics. For example, g²o [30] and GTSAM [20]

TABLE I: A list of supported alias of `LieTensor`.

Transformation	Lie Group	Lie Algebra
Rotation	<code>SO3()</code>	<code>so3()</code>
Rotation & Translation	<code>SE3()</code>	<code>se3()</code>
Rotation & Translation & Scale	<code>Sim3()</code>	<code>sim3()</code>
Rotation & Scale	<code>RxSO3()</code>	<code>rxso3()</code>

are open-source C++ frameworks for graph-based nonlinear optimization, which provide concise APIs for constructing new problems and have been leveraged to solve several optimization problems in SLAM and bundle adjustment.

Optimization libraries have also been widely used in robotic control problems. To name a few, IPOPT [43] is an open-source C++ solver for nonlinear programming problems based on interior-point methods and is widely used in robotics and control. Similarly, OpenOCL [44] supports a large class of optimization problems such as continuous time, discrete time, constrained, unconstrained, multi-phase, and trajectory optimization problems for real-time model-predictive control. Another library for large-scale optimal control and estimation problems is CT [22], which provides standard interfaces for different optimal control solvers and can be extended to a broad class of dynamical systems in robotic applications. In addition, Drake [45] also has solvers for common control problems and that can be directly integrated with its simulation tool boxes. Its system completeness made it favorable to many researchers.

The proposed library PyPose combines deep learning frameworks with general robotics-oriented optimization and provides a direct way to back-propagate gradients, which is important to robotic learning applications.

III. METHODOLOGY

To reduce the learning curve of new users, our methodology leverages—to the greatest possible extent—existing structures in PyTorch. Our design principles are to keep the implementation logical, modular, and transparent so that users can focus on their own applications and invest effort in the mathematical aspects of their problems rather than the implementation details. Similar to PyTorch, we believe that trading a bit of efficiency for interpretability and ease of development is acceptable. However, we are still careful in maintaining a good balance between interpretability and efficiency by leveraging advanced PyTorch functionalities.

Following these principles, we mainly provide four concepts to enable end-to-end learning with physics-based optimization, i.e., `LieTensor`, `Module`, `Function`, and `Optimizer`. We briefly present their motivation, mathematical underpinning, and the interfaces in PyPose.

A. `LieTensor`

In robotics, 3D transformations are crucial for many applications, such as SLAM, control, and motion planning. However, most machine learning libraries, including PyTorch, assume that the computation graph operates in Euclidean space, while a 3D transformation lies on a smooth manifold. Neglecting the

manifold structure leads to inconsistent gradient computation and numerical issues. Therefore, we need a specific data structure to represent 3D transformations in learning models.

To address the above challenge while keeping PyTorch’s excellent features, we resort to Lie theory and define `LieTensor` as a subclass of PyTorch’s `Tensor` to represent 3D transformations. One of the challenges of implementing a differentiable `LieTensor` is that we often need to calculate numerically problematic terms such as $\frac{\sin x}{x}$ for the conversion between a Lie group and Lie algebra [14]. To solve this problem, we take the Taylor expansion to avoid calculating the division by zero. To illustrate this, consider the exponential map from \mathbb{R}^3 to \mathbb{S}^3 as an example, where \mathbb{S}^3 is the set of unit-quaternions. For numerical stability, the exponential map from \mathbb{R}^3 to \mathbb{S}^3 is formulated as follows:

$$\text{Exp}(\mathbf{x}) = \begin{cases} \left[\mathbf{x}^T \gamma_e, \cos\left(\frac{\|\mathbf{x}\|}{2}\right) \right]^T & \|\mathbf{x}\| > \text{eps} \\ \left[\mathbf{x}^T \gamma_o, 1 - \frac{\|\mathbf{x}\|^2}{8} + \frac{\|\mathbf{x}\|^4}{384} \right]^T & \text{otherwise,} \end{cases}$$

where $\gamma_e = \frac{1}{\|\mathbf{x}\|} \sin\left(\frac{\|\mathbf{x}\|}{2}\right)$, $\gamma_o = \frac{1}{2} - \frac{1}{48}\|\mathbf{x}\|^2 + \frac{1}{3840}\|\mathbf{x}\|^4$, and `eps` is the smallest machine number such that $1 + \text{eps} \neq 1$.

`LieTensor` is different from the existing libraries in several aspects: (1) `PyPose` supports auto-diff for any order gradient and is compatible with most popular devices, such as CPU, GPU, TPU, and Apple silicon GPU, while other libraries like `LieTorch` [14] implement customized CUDA kernels and only support 1st-order gradient. (2) `LieTensor` supports parallel computing of gradient with the `vmap` operator, which allows it to compute Jacobian matrices much faster. (3) `Theseus` [16] adopts rotation matrices, which require more memory, while `PyPose` uses quaternions, which only require storing four scalars. (4) Libraries, including `LieTorch`, `JaxLie` [46], and `Theseus` only support Lie groups, while `PyPose` supports both Lie groups and Lie algebras. As a result, one can directly call the `Exp` and `Log` maps from a `LieTensor` instance, which is more flexible and user-friendly.

For other types of supported 3D transformations, the reader may refer to Table I for more details. The reader may also find a full list of supported `LieTensor` operations in the library documentation.¹ For convenience, a short sample code for how to use a `LieTensor` is given in Appendix A.

B. `Module` & `Function`

`PyPose` leverages the concept of `Function` and `Module` to implement differentiable robotics-related functionalities. Concretely, a `Function` performs a specific computation given inputs and returns outputs; a `Module` has the same functionality as a `Function`, but it also stores data, such as `Parameter`, which is of type `Tensor` or `LieTensor`; the latter can be updated by an optimizer as discussed below.

`PyPose` provides many useful modules, such as the system transition function, model predictive control (MPC), Kalman

¹<https://pypose.org/docs/main/basics>

TABLE II: The final error and runtime of optimizers.

Batch	10 ¹		10 ²		10 ³		10 ⁴	
	Error	Time	Error	Time	Error	Time	Error	Time
SGD	5.10E+01	0.46	4.96E+02	0.95	4.09E+03	1.45	6.86E+03	31.5
Adam	9.81E+01	2.96	1.25E+03	9.28	1.13E+04	16.9	1.16E+05	40.5
LM	5.96E-05	0.57	5.80E-04	0.60	3.72E-03	0.92	3.77E-02	51.6

filter, and IMU preintegration. A list of supported Module from the most recent stable release can be found in the documentation.² Users can easily integrate them into their own systems and perform a specific task, e.g., a System module can be used by both EKF and MPC. A few practical examples in the field of SLAM, planning, control, and IMU are presented in Section IV-B.

C. Optimizer

To enable end-to-end learning with physics-based optimization, we need to integrate general optimizers beyond the basic gradient-based methods such as SGD [47] and Adam [48], since many practical problems in robotics require more advanced optimization such as constrained or 2nd-order optimization [49]. In this section, we take a robust non-linear least square problem as an example and present the intuition behind the optimization-oriented interfaces of PyPose, including `solver`, `kernel`, `corrector`, and `strategy` for using the 2nd-order Levenberg-Marquardt (LM) optimizer. Consider a weighted least square problem:

$$\min_{\theta} \sum_i (f(\theta, x_i) - y_i)^T W_i (f(\theta, x_i) - y_i), \quad (1)$$

where $f(\cdot)$ is a regression model (Module), $\theta \in \mathbb{R}^n$ is the parameters to be optimized, $x_i \in \mathbb{R}^m$ is an input, $y_i \in \mathbb{R}^d$ is the target, $W_i \in \mathbb{R}^{d \times d}$ is a square information matrix.

The solution to (1) of an LM algorithm is computed by iteratively updating an estimate θ_t via $\theta_t \leftarrow \theta_{t-1} + \delta_t$, where the update step δ_t is computed as:

$$\sum_i (H_i + \lambda \cdot \text{diag}(H_i)) \delta_t = - \sum_i J_i^T W_i R_i \quad (2)$$

where $R_i = f(\theta_{t-1}, x_i) - y_i$ is the i -th residual error, J_i is the Jacobian of f computed at θ_{t-1} , H_i is an approximate Hessian matrix computed as $H_i = J_i^T W_i J_i$, and λ is a damping factor. To find step δ_t , one needs a linear solver:

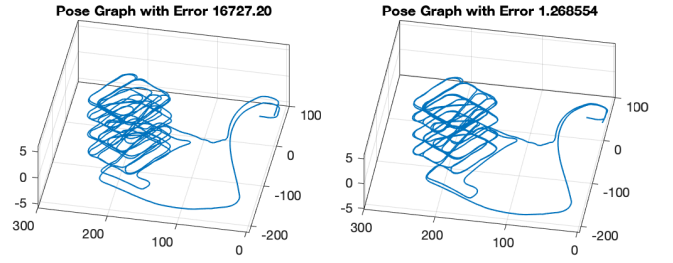
$$A \cdot \delta_t = b, \quad (3)$$

where $A = \sum_i (H_i + \lambda \cdot \text{diag}(H_i))$, $b = - \sum_i J_i^T W_i R_i$. Since A is often positive-definite, we could leverage standard linear solvers such as Cholesky. If the Jacobian J_i is large and sparse, we may also use sparse solvers such as sparse Cholesky or preconditioned conjugate gradient (PCG) solver.

In practice, one often introduces robust kernel functions $\rho: \mathbb{R} \mapsto \mathbb{R}$ into (1) to reduce the effect of outliers:

$$\min_{\theta} \sum_i \rho(R_i^T W_i R_i), \quad (4)$$

²<https://pypose.org/docs/main/modules>



(a) Before optimization.

(b) After optimization.

Fig. 2: A PGO example “Garage” with LM optimizer. PyPose has the same final error as Ceres [29] and GTSAM [20].

where ρ is designed to down-weight measurements with large residuals R_i . In this case, we need to adjust (2) to account for the presence of the robust kernel. A popular way is to use the Triggs’ correction [50], which is also adopted by the Ceres [29] library. However, it needs 2nd-order derivative of the kernel function ρ , which is always negative. This can lead 2nd-order optimizers including LM to be unstable [50]. Alternatively, we can leverage FastTriggs corrector, which is faster yet more stable than the Triggs’ correction by only involving the 1st-order derivative:

$$R_i^p = \sqrt{\rho'(c_i)} R_i, \quad J_i^p = \sqrt{\rho'(c_i)} J_i, \quad (5)$$

where $c_i = R_i^T W_i R_i$, R_i^p and J_i^p are the corrected model residual and Jacobian due to the introduction of kernel functions, respectively. More information of FastTriggs can be found in the documentation.³

A simple LM optimizer may not converge to the global optimum if the initial guess is too far from the optimum. For this reason, we often need strategy such as adaptive damping, dog leg, and more advanced trust region methods [51] to restrict each step, preventing it from stepping “too far”. PyPose supports easy extension for the above algorithms by simply passing optimizer arguments to their constructor including `solver`, `strategy`, `kernel`, and `corrector`. A list of available algorithms, examples, and automatic corrector can be found in the documentation.⁴ A short sample code is listed in Appendix B.

IV. EXPERIMENTS

In this section, we showcase performance of PyPose and present several practical examples of its use for robotics.

A. Benchmark

1) *Runtime Efficiency*: To test the efficiency of PyPose, we report the average number of operations per second for LieTensor on both CPU and GPU. Specifically, we test the performance of calculating the Jacobian for a basic operation, i.e., transforming points with LieTensor:

$$f_i(x) = R_i x_i + T_i, \quad (6)$$

³<https://pypose.org/docs/main/generated/pypose.optim.corrector.FastTriggs>

⁴<https://pypose.org/docs/main/optim>

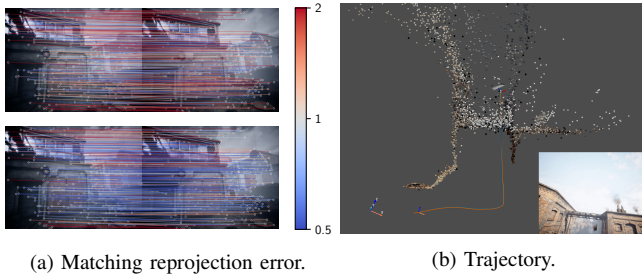


Fig. 3: An example of visual SLAM using PyPose library. (a) Matching reprojection error (pixels) (top) is improved after self-supervised tuning using PyPose (bottom). (b) Input sequence (bottom right), resulting trajectory and point cloud. The estimated and ground truth trajectories are shown in blue and orange, respectively.

where $\mathbf{f}_i(\mathbf{x}) \in \mathbb{R}^3$ represents the point after transformation, $\mathbf{x} \in \mathbb{R}^3$ represents the original point, $\mathbf{R}_i \in \mathbb{SO}(3)$ represents a rotation, and $\mathbf{T}_i \in \mathbb{R}^3$ is a translation. We compare with Theseus [16] and LieTorch [14], where \mathbf{R}_i is represented by each package’s $\mathbb{SO}(3)$ instance. For thoroughness, we report the performance for a batch size of 10, 10^2 , 10^3 , and 10^4 in Fig. 1, where the performance of Theseus is always taken as $1\times$ since the runtime of the small batch is short.

PyPose achieves the best overall performance in all tests. On a CPU, PyPose is up to $9.4\times$ faster than Theseus and up to $3\times$ faster than LieTorch. On a GPU, PyPose shows even better performance, up to $19.6\times$ faster than Theseus and up to $5.3\times$ faster than LieTorch. It is worth mentioning that the runtime usually has a fluctuation within 10% and we report the average performance of multiple tests. The reason that we report the maximum batch size of 10^4 is that it takes about 14GB of GPU memory during calculation and a batch size of 10^5 is too large to handle for our platform. One of the reasons that PyPose achieves much faster computation is that our LieTensor supports parallel gradient computation via the `vmap` operation provided by `functorch` [52].

2) *Optimization*: We next report the performance of PyPose’s 2nd-order optimizer Levenberg-Marquardt (LM) and compare with PyTorch’s 1st-order optimizers such as SGD and Adam. Specifically, we construct a Module to learn transformation inverse, as listed in Appendix B and report their performance in Table II. Note that PyPose provides analytical solutions for inversion, and this module is only to benchmark the optimizers. It can be seen that this problem is quite challenging for 1st-order optimizers, while 2nd-order optimizers can find the best solution quickly, which verifies the effectiveness of PyPose’s implementation. However, one of the drawbacks of 2nd-order optimizers is that they need to compute Jacobians, which requires large memory and may increase the runtime. Leveraging the sparsity of Jacobian matrices could significantly alleviate this challenge [53]. One of the real examples is the problem of pose graph optimization (PGO), which is challenging for 1st-order optimizers and also requires pose inversion for every edge in the graph [54]. We report the performance of PGO using the LM optimizer with a TrustRegion [55] strategy in Fig. 2, where the sample is from the g^2o dataset [56]. PyPose achieves the same final

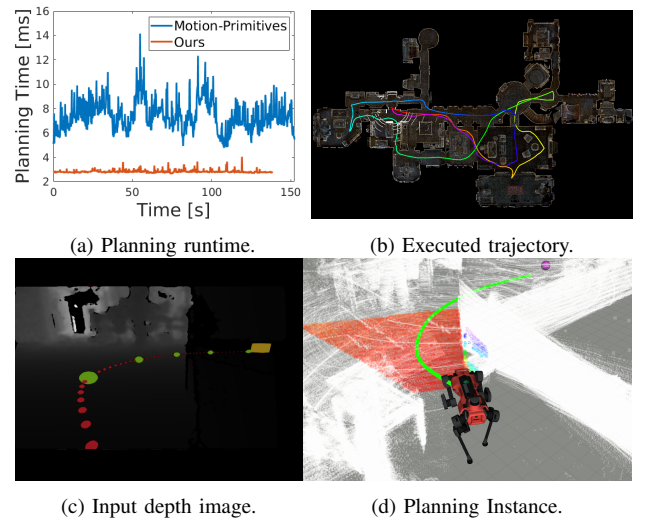


Fig. 4: An example of an end-to-end planning using PyPose library. (a) and (b) show a local planning experiment conducted in the Matterport3D simulated environment. (a) shows the comparison plot of the algorithm planning time. (b) shows the trajectory executed by the proposed method and the outline of the environment. (c) and (d) show an instance of the real-world experiment conducted with ANYmal-legged robot inside the ETH LEE building. A kinodynamically feasible trajectory, shown in (d), is directly generated from the input depth image (c). The red dots in (c) show the trajectory projected back into the image frame for visualization.

error as Ceres [29] and GTSAM [20].

B. Practical Examples

1) *SLAM*: To showcase PyPose’s ability to bridge learning and optimization tasks, we develop a method for learning the SLAM front-end in a self-supervised manner. Due to difficulty in collecting accurate camera pose and/or dense depth, few dataset options are available to researchers for training correspondence models offline. To this end, we leverage the estimated poses and landmark positions as pseudo-labels for supervision. At the front end, we employ two recent works - SuperPoint [57], and CAPS [58] for feature extraction and matching respectively. Implemented with the LM optimizer of PyPose, the backend performs bundle adjustment and back-propagates the final projection error to update the CAPS feature matcher. In the experiment, we start with a CAPS network pretrained on MegaDepth [59] and fine-tune on the TartanAir [60] dataset with only image input. As shown in Fig. 3a, matching accuracy (reproj. error ≤ 1 pixel) increased by up to 77.5% on unseen sequences after self-supervised fine-tuning. We also show the resulting trajectory and point cloud on a test sequence in Fig. 3b. While the pretrained model quickly loses track, the fine tuned model runs to completion with an ATE of 0.63 m. This verifies the feasibility of PyPose for optimization in the SLAM backend.

2) *Planning*: The PyPose library has been used to develop a novel end-to-end planning policy that maps the depth sensor inputs directly into kinodynamically feasible trajectories. As shown in Fig. 4a, our method achieves around $3\times$ speedup on average compared to a traditional planning framework [61], which utilizes a combined pipeline of geometry-based terrain

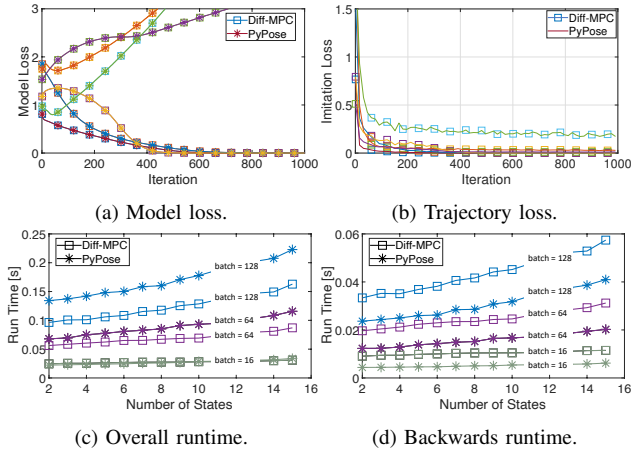


Fig. 5: An example of MPC with imitation learning using PyPose library. (a) and (b) show the learning performance comparison of PyPose and Diff-MPC [64]. The two methods achieve the same learning performance. (c) and (d) show the computation cost comparison, where different colors represent different batch sizes.

analysis and motion-primitives-based planning [62]. The experiment is conducted in the Matterport3D [63] environment. The robot follows 20 manually inputted waypoints for global guidance but plans fully autonomously by searching feasible paths and avoiding local obstacles. The trajectory executed by the proposed method is shown in Fig. 4b. The efficiency of this method benefits from both the end-to-end planning pipeline and the efficiency of the PyPose library for training and deployment. Furthermore, this end-to-end policy has been integrated and tested on a real legged robot system, ANYmal. A planning instance during the field test is shown in Fig. 4d using the current depth observation, shown in Fig. 4c.

3) *Control*: PyPose also integrates the dynamics and control tasks into the end-to-end learning framework. We demonstrate this capability using a learning-based MPC for an imitation learning problem, Diff-MPC [64], where both the expert and learner employ a linear-quadratic regulator (LQR) and the learner tries to recover the dynamics using only expert controls. We treat MPC as a generic policy class with parameterized cost functions and dynamics, which can be learned by automatic differentiating (AD) through the LQR optimization. Unlike the existing method, e.g., Diff-MPC employs the analytical derivative of LQR for AD, in PyPose, we use a *problem-agnostic* AD implementation that performs the backward pass for an extra optimization iteration at the optimal point. The preliminary results are shown in Fig. 5 for a benchmarking problem [64]. Fig. 5a and Fig. 5b show the model and trajectory losses, respectively, of four randomly sampled trajectories, and both methods achieve the same learning performance. The computational cost of both methods scale in a similar manner with respect to number of states, as shown in Figs. 5c and 5d. The overhead due to the extra forward pass causes the longer overall runtime in PyPose; however, our backward time is always faster because the method in [64] needs to solve an additional LQR iteration in the backward pass. The computational advantage of our method may be more prominent as more complex

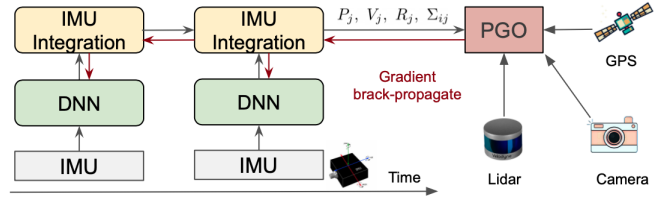


Fig. 6: The framework of IMU calibration network using PyPose's IMUPreintegrator with LieTensor.

TABLE III: The results of IMU pre-integration in 1s (200 frames) on the testing sequences of the EuRoC dataset.

Seq	MH_02_easy pos	MH_02_easy rot	MH_04_difficult pos	MH_04_difficult rot	V1_03_difficult pos	V1_03_difficult rot	V2_02_medium pos	V2_02_medium rot	V1_01_easy pos	V1_01_easy rot
Preinte [65]	0.050	0.659	0.047	0.652	0.062	0.649	0.041	0.677	0.161	0.649
Ours	0.012	0.012	0.017	0.016	0.025	0.036	0.038	0.054	0.124	0.056

optimization problems are involved in the learning.

4) *IMU preintegration*: IMU pre-integration [65] is one of the most popular strategies for inertial navigation systems, e.g., VIO [66], LIO [67], and multi-modal sensor fusion [5]. A growing trend consists in leveraging the IMU's physical prior in learning-based inertial navigation, e.g., IMU odometry network [68], data-driven IMU calibration [69], [70], and EKF fused IMU odometry [71], [72].

To boost future research in this field, PyPose develops an IMUPreintegrator module for differentiable IMU preintegration with covariance propagation. It supports batched operation, cumulative product, and integration on the manifold space. As the example shown in Fig. 6, we train an IMU calibration network that denoises the IMU signals after which we integrate the denoised signal and calculate IMU's state expressed with LieTensor including position, orientation, and velocity. In order to learn the parameters in a deep neural network (DNN), we supervise the integrated pose and back-propagate the gradient through the integrator module. To validate the effectiveness of this method, we train the network on 5 sequences and evaluate on 5 testing sequences from EuRoC dataset [73] with root-mean-square-error (RMSE) on position (m) and rotation (rad). As shown in Table III, our method has a significant improvement on both orientation and translation, compared to the traditional method [65].

V. CONCLUSIONS

We present PyPose, a novel pythonic open source library to boost the development of the next generation of robotics applications. PyPose enables end-to-end learning with physics-based optimization and provides an imperative programming style for the convenience of real-world robotics applications. PyPose is designed to be easy-interpretable, user-friendly, and efficient with a tidy and well-organized architecture. It supports most of the widely-used functionalities such as Lie groups and 2nd-order optimizers. The experiments show that PyPose achieves 3 – 20× faster computation than Theseus. To the best of our knowledge, PyPose is one of the first comprehensive pythonic libraries covering several sub-fields of robotics, including perception, planning, and control, where physics-based optimization is involved.

REFERENCES

- [1] C. Wang, J. Yang, L. Xie, and J. Yuan, “Kervolutional neural networks,” in *The IEEE Conference on Computer Vision and Pattern Recognition (CVPR)*, 2019, pp. 31–40. [Online]. Available: <https://arxiv.org/pdf/1904.03955>
- [2] S. Minaee, Y. Y. Boykov, F. Porikli, A. J. Plaza, N. Kehtarnavaz, and D. Terzopoulos, “Image segmentation using deep learning: A survey,” *IEEE transactions on pattern analysis and machine intelligence*, 2021.
- [3] B. Li, C. Wang, P. Reddy, S. Kim, and S. Scherer, “Airdet: Few-shot detection without fine-tuning for autonomous exploration,” in *European Conference on Computer Vision (ECCV)*, 2021. [Online]. Available: <https://arxiv.org/pdf/2112.01740>
- [4] C. Wang, W. Wang, Y. Qiu, Y. Hu, and S. Scherer, “Unsupervised online learning for robotic interestingness with visual memory,” *IEEE Transactions on Robotics (TRO)*, 2021.
- [5] S. Zhao, H. Zhang, P. Wang, L. Nogueira, and S. Scherer, “Super odometry: Imu-centric lidar-visual-inertial estimator for challenging environments,” in *2021 IEEE/RSJ International Conference on Intelligent Robots and Systems (IROS)*. IEEE, 2021, pp. 8729–8736.
- [6] C. Wang, J. Yuan, and L. Xie, “Non-iterative slam,” in *International Conference on Advanced Robotics (ICAR)*. IEEE, 2017, pp. 83–90. [Online]. Available: <https://arxiv.org/pdf/1701.05294>
- [7] X. Fang, C. Wang, L. Xie, and J. Chen, “Cooperative pursuit with multi-pursuer and one faster free-moving evader,” *IEEE Transactions on Cybernetics*, 2020. [Online]. Available: <https://arxiv.org/pdf/2001.04731>
- [8] F. Yang, C. Cao, H. Zhu, J. Oh, and J. Zhang, “Far planner: Fast, attemptable route planner using dynamic visibility update,” *arXiv preprint arXiv:2110.09460*, 2021.
- [9] S. Zhao, P. Wang, H. Zhang, Z. Fang, and S. Scherer, “Tp-tio: A robust thermal-inertial odometry with deep thermalpoint,” in *2020 IEEE/RSJ International Conference on Intelligent Robots and Systems (IROS)*. IEEE, 2020, pp. 4505–4512.
- [10] K. Ebadi, L. Bernreiter, H. Biggie, G. Catt, Y. Chang, A. Chatterjee, C. E. Denniston, S.-P. Deschênes, K. Harlow, S. Khattak, et al., “Present and future of slam in extreme underground environments,” *arXiv preprint arXiv:2208.01787*, 2022.
- [11] P.-E. Sarlin, D. DeTone, T. Malisiewicz, and A. Rabinovich, “Superglue: Learning feature matching with graph neural networks,” in *Proceedings of the IEEE/CVF conference on computer vision and pattern recognition*, 2020, pp. 4938–4947.
- [12] C. Campos, R. Elvira, J. J. G. Rodríguez, J. M. Montiel, and J. D. Tardós, “Orb-slam3: An accurate open-source library for visual, visual-inertial, and multimap slam,” *IEEE Transactions on Robotics*, vol. 37, no. 6, pp. 1874–1890, 2021.
- [13] Z. Teed and J. Deng, “DROID-SLAM: Deep Visual SLAM for Monocular, Stereo, and RGB-D Cameras,” *Advances in neural information processing systems*, 2021.
- [14] —, “Tangent space backpropagation for 3d transformation groups,” in *Proceedings of the IEEE/CVF Conference on Computer Vision and Pattern Recognition*, 2021, pp. 10 338–10 347.
- [15] Z. Teed, L. Lipson, and J. Deng, “Deep patch visual odometry,” *arXiv preprint arXiv:2208.04726*, 2022.
- [16] L. Pineda, T. Fan, M. Monge, S. Venkataraman, P. Sodhi, R. Chen, J. Ortiz, D. DeTone, A. Wang, S. Anderson, et al., “Theseus: A library for differentiable nonlinear optimization,” *arXiv preprint arXiv:2207.09442*, 2022.
- [17] D. Hafner, T. Lillicrap, I. Fischer, R. Villegas, D. Ha, H. Lee, and J. Davidson, “Learning latent dynamics for planning from pixels,” in *International conference on machine learning*. PMLR, 2019, pp. 2555–2565.
- [18] I. Lenz, R. A. Knepper, and A. Saxena, “Deepmpc: Learning deep latent features for model predictive control,” in *Robotics: Science and Systems*, vol. 10. Rome, Italy, 2015.
- [19] A. Paszke, S. Gross, F. Massa, A. Lerer, J. Bradbury, G. Chanan, T. Killeen, Z. Lin, N. Gimelshein, L. Antiga, et al., “Pytorch: An imperative style, high-performance deep learning library,” *Advances in neural information processing systems*, vol. 32, 2019.
- [20] F. Dellaert, “Factor graphs and gtsam: A hands-on introduction,” Georgia Institute of Technology, Tech. Rep., 2012.
- [21] I. A. Sucan, M. Moll, and L. E. Kavraki, “The open motion planning library,” *IEEE Robotics & Automation Magazine*, vol. 19, no. 4, pp. 72–82, 2012.
- [22] M. Gifftthaler, M. Neunert, M. Stäuble, and J. Buchli, “The control toolbox—an open-source c++ library for robotics, optimal and model predictive control,” in *2018 IEEE International Conference on Simulation, Modeling, and Programming for Autonomous Robots (SIMPAP)*. IEEE, 2018, pp. 123–129.
- [23] M. Quigley, K. Conley, B. Gerkey, J. Faust, T. Foote, J. Leibs, R. Wheeler, A. Y. Ng, et al., “Ros: an open-source robot operating system,” in *ICRA workshop on open source software*, vol. 3, no. 3.2. Kobe, Japan, 2009, p. 5.
- [24] C. Meng, Y. Song, W. Li, and S. Ermon, “Estimating high order gradients of the data distribution by denoising,” *Advances in Neural Information Processing Systems*, vol. 34, pp. 25 359–25 369, 2021.
- [25] A. Agrawal, B. Amos, S. Barratt, S. Boyd, S. Diamond, and Z. Kolter, “Differentiable convex optimization layers,” in *Advances in Neural Information Processing Systems*, 2019.
- [26] T. E. Oliphant, *A guide to NumPy*. Trelgol Publishing USA, 2006, vol. 1.
- [27] G. Guennebaud, B. Jacob, et al., “Eigen,” URL: <http://eigen.tuxfamily.org>, vol. 3, 2010.
- [28] M. Abadi, P. Barham, J. Chen, Z. Chen, A. Davis, J. Dean, M. Devin, S. Ghemawat, G. Irving, M. Isard, et al., “Tensorflow: a system for large-scale machine learning,” in *12th USENIX symposium on operating systems design and implementation (OSDI 16)*, 2016, pp. 265–283.
- [29] S. Agarwal, K. Mierle, and T. C. S. Team, “Ceres Solver,” 3 2022. [Online]. Available: <https://github.com/ceres-solver/ceres-solver>
- [30] G. Grisetti, R. Kümmerle, H. Strasdat, and K. Konolige, “g2o: A general framework for (hyper) graph optimization,” in *Proceedings of the IEEE international conference on robotics and automation (ICRA), Shanghai, China*, 2011, pp. 9–13.
- [31] J. Malcolm, P. Yalamanchili, C. McClanahan, V. Venugopalakrishnan, K. Patel, and J. Melonakos, “Arrayfire: a gpu acceleration platform,” in *Modeling and simulation for defense systems and applications VII*, vol. 8403. SPIE, 2012, pp. 49–56.
- [32] R. Collobert, S. Bengio, and J. Mariéthoz, “Torch: a modular machine learning software library,” *Idiap, Tech. Rep.*, 2002.
- [33] N. Open, “An open source neural networks c++ library,” URL: <http://opennn.cimne.com> (2016), 2016.
- [34] MATLAB, version 7.10.0 (R2010a). Natick, Massachusetts: The MathWorks Inc., 2010.
- [35] S. Tokui, K. Oono, S. Hido, and J. Clayton, “Chainer: a next-generation open source framework for deep learning,” in *Proceedings of workshop on machine learning systems (LearningSys) in the twenty-ninth annual conference on neural information processing systems (NIPS)*, vol. 5, 2015, pp. 1–6.
- [36] R. Al-Rfou, G. Alain, A. Almahairi, C. Angermueller, D. Bahdanau, N. Ballas, F. Bastien, J. Bayer, A. Belikov, A. Belopolsky, et al., “Theano: A python framework for fast computation of mathematical expressions,” *arXiv e-prints*, pp. arXiv-1605, 2016.
- [37] Y. Jia, E. Shelhamer, J. Donahue, S. Karayev, J. Long, R. Girshick, S. Guadarrama, and T. Darrell, “Caffe: Convolutional architecture for fast feature embedding,” in *Proceedings of the 22nd ACM international conference on Multimedia*, 2014, pp. 675–678.
- [38] T. Chen, M. Li, Y. Li, M. Lin, N. Wang, M. Wang, T. Xiao, B. Xu, C. Zhang, and Z. Zhang, “Mxnet: A flexible and efficient machine learning library for heterogeneous distributed systems,” *arXiv preprint arXiv:1512.01274*, 2015.
- [39] J. Bradbury, R. Frostig, P. Hawkins, M. J. Johnson, C. Leary, D. Maclaurin, G. Neca, A. Paszke, J. VanderPlas, S. Wanderman-Milne, and Q. Zhang, “JAX: composable transformations of Python+NumPy programs,” 2018. [Online]. Available: <http://github.com/google/jax>
- [40] W. E. Hart, C. D. Laird, J.-P. Watson, D. L. Woodruff, G. A. Hackebeil, B. L. Nicholson, J. D. Sirola, et al., *Pyomo-optimization modeling in python*. Springer, 2017, vol. 67.
- [41] I. Dunning, J. Huchette, and M. Lubin, “Jump: A modeling language for mathematical optimization,” *SIAM review*, vol. 59, no. 2, pp. 295–320, 2017.
- [42] J. A. Andersson, J. Gillis, G. Horn, J. B. Rawlings, and M. Diehl, “Casadi: a software framework for nonlinear optimization and optimal control,” *Mathematical Programming Computation*, vol. 11, no. 1, pp. 1–36, 2019.
- [43] A. Wächter and L. T. Biegler, “On the implementation of an interior-point filter line-search algorithm for large-scale nonlinear programming,” *Mathematical programming*, vol. 106, no. 1, pp. 25–57, 2006.
- [44] J. Koenemann, G. Licitra, M. Alp, and M. Diehl, “Openoclp—open optimal control library,” 2017.

- [45] R. Tedrake and the Drake Development Team, "Drake: Model-based design and verification for robotics," 2019. [Online]. Available: <https://drake.mit.edu>
- [46] "Jaxlie." [Online]. Available: <https://github.com/brentyi/jaxlie>
- [47] H. Robbins and S. Monro, "A stochastic approximation method," *The annals of mathematical statistics*, pp. 400–407, 1951.
- [48] D. P. Kingma and J. Ba, "Adam: A method for stochastic optimization," *arXiv preprint arXiv:1412.6980*, 2014.
- [49] T. D. Barfoot, *State estimation for robotics*. Cambridge University Press, 2017.
- [50] B. Triggs, P. F. McLauchlan, R. I. Hartley, and A. W. Fitzgibbon, "Bundle adjustment—a modern synthesis," in *International workshop on vision algorithms*. Springer, 1999, pp. 298–372.
- [51] M. L. Lourakis and A. A. Argyros, "Is levenberg-marquardt the most efficient optimization algorithm for implementing bundle adjustment?" in *Tenth IEEE International Conference on Computer Vision (ICCV'05) Volume 1*, vol. 2. IEEE, 2005, pp. 1526–1531.
- [52] R. Z. Horace He, "functorch: Jax-like composable function transforms for pytorch," <https://github.com/pytorch/functorch>, 2021.
- [53] C. Zach, "Robust bundle adjustment revisited," in *European Conference on Computer Vision*. Springer, 2014, pp. 772–787.
- [54] F. Bai, T. Vidal-Calleja, and G. Grisetti, "Sparse pose graph optimization in cycle space," *IEEE Transactions on Robotics*, vol. 37, no. 5, pp. 1381–1400, 2021.
- [55] W. Sun and Y.-X. Yuan, *Optimization theory and methods: nonlinear programming*. Springer Science & Business Media, 2006, vol. 1.
- [56] L. Carlone, D. M. Rosen, G. Calafiore, J. J. Leonard, and F. Dellaert, "Lagrangian duality in 3d slam: Verification techniques and optimal solutions," in *2015 IEEE/RSJ International Conference on Intelligent Robots and Systems (IROS)*. IEEE, 2015, pp. 125–132.
- [57] D. DeTone, T. Malisiewicz, and A. Rabinovich, "Superpoint: Self-supervised interest point detection and description," in *Proceedings of the IEEE conference on computer vision and pattern recognition workshops*, 2018, pp. 224–236.
- [58] Q. Wang, X. Zhou, B. Hariharan, and N. Snavely, "Learning feature descriptors using camera pose supervision," in *European Conference on Computer Vision*. Springer, 2020, pp. 757–774.
- [59] Z. Li and N. Snavely, "Megadepth: Learning single-view depth prediction from internet photos," in *Proceedings of the IEEE conference on computer vision and pattern recognition*, 2018, pp. 2041–2050.
- [60] W. Wang, D. Zhu, X. Wang, Y. Hu, Y. Qiu, C. Wang, Y. Hu, A. Kapoor, and S. Scherer, "Tartanair: A dataset to push the limits of visual slam," in *IEEE/RSJ International Conference on Intelligent Robots and Systems (IROS)*, 2020. [Online]. Available: <https://arxiv.org/pdf/2003.14338>
- [61] C. Cao, H. Zhu, F. Yang, Y. Xia, H. Choset, J. Oh, and J. Zhang, "Autonomous exploration development environment and the planning algorithms," in *2022 International Conference on Robotics and Automation (ICRA)*. IEEE, 2022, pp. 8921–8928.
- [62] J. Zhang, C. Hu, R. G. Chadha, and S. Singh, "Falco: Fast likelihood-based collision avoidance with extension to human-guided navigation," *Journal of Field Robotics*, vol. 37, no. 8, pp. 1300–1313, 2020.
- [63] A. Chang, A. Dai, T. Funkhouser, M. Halber, M. Niessner, M. Savva, S. Song, A. Zeng, and Y. Zhang, "Matterport3D: Learning from RGB-D data in indoor environments," *International Conference on 3D Vision (3DV)*, 2017.
- [64] B. Amos, I. Jimenez, J. Sacks, B. Boots, and J. Z. Kolter, "Differentiable mpc for end-to-end planning and control," *Advances in neural information processing systems*, vol. 31, 2018.
- [65] C. Forster, L. Carlone, F. Dellaert, and D. Scaramuzza, "Imu preintegration on manifold for efficient visual-inertial maximum-a-posteriori estimation," Georgia Institute of Technology, 2015.
- [66] T. Qin, P. Li, and S. Shen, "Vins-mono: A robust and versatile monocular visual-inertial state estimator," *IEEE Transactions on Robotics*, vol. 34, no. 4, pp. 1004–1020, 2018.
- [67] X. Zuo, Y. Yang, P. Geneva, J. Lv, Y. Liu, G. Huang, and M. Pollefeys, "Lic-fusion 2.0: Lidar-inertial-camera odometry with sliding-window plane-feature tracking," in *2020 IEEE/RSJ International Conference on Intelligent Robots and Systems (IROS)*. IEEE, 2020, pp. 5112–5119.
- [68] C. Chen, X. Lu, A. Markham, and N. Trigoni, "Ionet: Learning to cure the curse of drift in inertial odometry," in *Proceedings of the AAAI Conference on Artificial Intelligence*, vol. 32, no. 1, 2018.
- [69] M. Brossard, S. Bonnabel, and A. Barrau, "Denoising imu gyroscopes with deep learning for open-loop attitude estimation," *IEEE Robotics and Automation Letters*, vol. 5, no. 3, pp. 4796–4803, 2020.
- [70] M. Zhang, M. Zhang, Y. Chen, and M. Li, "Imu data processing for inertial aided navigation: A recurrent neural network based approach," in *2021 IEEE International Conference on Robotics and Automation (ICRA)*. IEEE, 2021, pp. 3992–3998.
- [71] W. Liu, D. Caruso, E. Ilg, J. Dong, A. I. Mourikis, K. Daniilidis, V. Kumar, and J. Engel, "Tlio: Tight learned inertial odometry," *IEEE Robotics and Automation Letters*, vol. 5, no. 4, pp. 5653–5660, 2020.
- [72] S. Sun, D. Melamed, and K. Kitani, "Idol: Inertial deep orientation-estimation and localization," in *Proceedings of the AAAI Conference on Artificial Intelligence*, vol. 35, no. 7, 2021, pp. 6128–6137.
- [73] M. Burri, J. Nikolic, P. Gohl, T. Schneider, J. Rehder, S. Omari, M. W. Achtelik, and R. Siegwart, "The euroc micro aerial vehicle datasets," *The International Journal of Robotics Research*, vol. 35, no. 10, pp. 1157–1163, 2016.

APPENDIX

A. Sample Code of LieTensor and Its Operation

The following code sample shows how to rotate random points and compute the gradient of batched rotation.

```
>>> import torch, pytorch as pp

>>> # A random so(3) LieTensor
>>> r = pp.randn_so3(2, requires_grad=True)
so3Type LieTensor:
tensor([[ 0.1606,  0.0232, -1.5516],
        [-0.0807, -0.7184, -0.1102]],
        requires_grad=True)

>>> R = r.Exp() # Equivalent to: R = pp.Exp(r)
SO3Type LieTensor:
tensor([[ 0.0724,  0.0104, -0.6995,  0.7109],
        [-0.0395, -0.3513, -0.0539,  0.9339]],
        grad_fn=<AliasBackward0>)

>>> p = R @ torch.randn(3) # Rotate random point
tensor([[ 0.8045, -0.8555,  0.5260],
        [ 0.3502,  0.8337,  0.9154]],
        grad_fn=<ViewBackward0>)

>>> p.sum().backward() # Compute gradient
>>> r.grad # Print gradient
tensor([[ -0.7920, -0.9510,  1.7110],
        [-0.2659,  0.5709, -0.3855]])
```

B. Sample Code of Optimizer

We next show how to estimate batched transform inverse by a 2nd-order optimizer. Two usage options for a scheduler are provided, each of which can work independently.

```
>>> import torch, pytorch as pp
>>> from pp.optim import LM
>>> from pp.optim.strategy import Constant
>>> from pp.optim.scheduler import StopOnPlateau

>>> class InvNet(nn.Module):

    def __init__(self, *dim):
        super().__init__()
        init = pp.randn_SE3(*dim)
        self.pose = pp.Parameter(init)

    def forward(self, input):
        error = (self.pose @ input).Log()
        return error.tensor()

>>> device = torch.device("cuda")
>>> input = pp.randn_SE3(2, 2, device=device)
>>> invnet = InvNet(2, 2).to(device)
>>> strategy = Constant(damping=1e-4)
>>> optimizer = LM(invnet, strategy=strategy)
>>> scheduler = StopOnPlateau(optimizer,
                             steps=10,
                             patience=3,
                             decreasing=1e-3,
                             verbose=True)

>>> # 1st option, full optimization
>>> scheduler.optimize(input=input)

>>> # 2nd option, step optimization
>>> while scheduler.continual:
    loss = optimizer.step(input)
    scheduler.step(loss)
```