

What Makes Pre-trained Language Models Better Zero/Few-shot Learners?

Jinghui Lu¹, Rui Zhao¹, Brian Mac Namee^{2,3}, Dongsheng Zhu^{1,4}, Weidong Han^{1,4}, Fei Tan^{1*}

¹SenseTime Research

²School of Computer Science, University College Dublin

³The Insight Centre for Data Analytics, University College Dublin

⁴Fudan University

{lujinghui1, zhaorui, zhudongsheng, hanweidong, tanfei}@sensetime.com
{brian.macnamee}@ucd.ie

Abstract

In this paper, we propose a theoretical framework to explain the efficacy of prompt learning in zero/few-shot scenarios. First, we prove that conventional pre-training and fine-tuning paradigm fails in few-shot scenarios due to overfitting the unrepresentative labelled data. We then detail the assumption that prompt learning is more effective because it empowers pre-trained language model that is built upon massive text corpora, as well as domain-related human knowledge to participate more in prediction and thereby reduces the impact of limited label information provided by the small training set. We further hypothesize that language discrepancy can measure the quality of prompting. Comprehensive experiments are performed to verify our assumptions. More remarkably, inspired by the theoretical framework, we propose an annotation-agnostic template selection method based on perplexity, which enables us to “forecast” the prompting performance in advance. This approach is especially encouraging because existing work still relies on development set to post-hoc evaluate templates. Experiments show that this method leads to significant prediction benefits compared to state-of-the-art zero-shot methods.

Introduction

Pre-training and fine-tuning has become a *de facto* paradigm for almost all NLP applications (Devlin et al. 2018; Liu et al. 2019; Raffel et al. 2020). Despite the superior performance in fully supervised settings, fine-tuning still suffers from issues such as unstable performance and unsatisfactory generalisability (Wang et al. 2020; Liu et al. 2021a; Xu et al. 2021). As exemplified in Table 1 which is the results of few-shot fine-tuning for four sentiment analysis datasets, we can observe that the performance is prone to fluctuate significantly with different initial few-shot training set splits.

*Fei Tan is the corresponding author.

Trial	1	2	3	4	5	Avg.	All
Douban	54.60	51.64	61.18	65.67	49.89	56.60 \pm 6.65	53.94
Weibo	99.20	49.94	90.39	97.43	50.05	77.40 \pm 25.23	96.76
Waimai	81.64	71.09	50.27	81.64	79.31	72.79 \pm 13.31	81.09
Online-shopping	87.15	85.03	86.11	86.74	86.06	86.22 \pm 0.80	86.38

Table 1: Results of conventional fine-tuning on four Chinese sentiment analysis datasets. Avg. denotes the aggregated results of random seed 1 to 5. All denotes the model is fine-tuned with all the labelled examples from five splits.

Prompt learning has been demonstrated to be a successful remedy for pre-training and fine-tuning paradigm, especially in zero/few-shot scenarios (Gao, Fisch, and Chen 2021; Schick and Schütze 2021a,b; Sun et al. 2021; Tam et al. 2021). Prompt learning originates from the practice that manipulates input texts to steer the model produce desired outputs. Researchers found out that huge language models like GPT-3 (Brown et al. 2020) is too expensive to fine-tuning, instead, they prefixed inputs with a few training examples (in natural language) so that the model can generalise to unseen cases, which is called in-context learning (Brown et al. 2020; Xie et al. 2021; Liu et al. 2022a).

The essence of prompt learning is making better use of pre-trained language model by adding additional “hints” (Liu et al. 2021a). Inspired by this, a multitude of pioneering approaches are proposed and discover that it is not just autoregressive model like GPT family can take advantage of prompt learning. For example, bidirectional encoder-only models like BERT family (Devlin et al. 2018; Liu et al. 2019) also show impressive zero/few-shot capacity by reformulating downstream task into pre-training tasks such as next sentence prediction (Sun et al. 2021) or masked language model (MLM) (which is called cloze-style prompt learning) (Gao, Fisch, and Chen 2021; Schick and Schütze 2021a,b; Tam et al. 2021). Besides, encoder-decoder models like T5 (Raffel et al. 2020) or BART (Lewis et al. 2020) can leverage prompt learning to reuse a versatile model for multiple tasks as well as demonstrate more effective few-shot performance (Khashabi et al. 2020; Lester, Al-Rfou, and Constant 2021).

Despite of its success, the underlying rationales of prompt learning is still under explored. Most of theoretical research focuses on in-context prompt learning based on causal language models like GPT-3 (Xie et al. 2021; Liu et al. 2022a) instead of cloze-style prompting for bidirectional models.

In this work, we first describe basic concepts, terminologies, scope of prompt learning discussed in this work. We illustrate that conventional fine-tuning models are highly relied on the “representativeness” of labelled data, and thus suffer from instability and can not generalise well in few-shot scenarios. We then propose a framework in an attempt to elucidate the efficacy of prompt learning. The framework consists of two assumptions: (1) prompt learning is more effective because it much reduces dependence on labelled data, instead, resorts to human knowledge and implicit information en-

coded in language models; (2) language discrepancy can measure the quality of prompting setting. Comprehensive experiments are conducted to empirically verify these assumptions.

Furthermore, derived from the analysis of our theoretical framework, we propose using perplexity to prior select templates. Experimental results demonstrate this approach can significantly boost the prediction performance. This finding is especially encouraging because most of existing work still leverages development set to post-hoc evaluate prompting templates (Gao, Fisch, and Chen 2021; Liu et al. 2021a).

To the best of our knowledge, we are the first to explore the theoretical understanding behind the efficacy of cloze-style prompt learning, and propose using perplexity to “forecast” effectiveness of prompting templates.¹

Preliminaries

Prompt Learning Description

Note that the prompting settings and terminologies used in this work are mainly derived from those fundamental prompt learning work that focuses on manual/automatic cloze-style discrete templates (Gao, Fisch, and Chen 2021; Schick and Schütze 2021a,b; Tam et al. 2021) instead of continuous templates (Lester, Al-Rfou, and Constant 2021; Liu et al. 2021b; Li and Liang 2021; Liu et al. 2022b) or in-context prompting used in GPT3. We leave the extension of this framework to other prompting fashions for future work.

As text classification is well studied in prompt-based learning tasks (Liu et al. 2021a), we use a simple binary sentiment analysis task to demonstrate the difference between conventional fine-tuning and prompting procedure. Specifically, given an input text $x = \text{“I love this movie.”}$, we are interested in the sentiment polarity y of this input sequence, i.e., ++ for positive or -- for negative. Conventional fine-tuning removes the pre-training prediction layer (e.g., MLM head) and entails a randomly initialised binary prediction layer on top of the language model to predict the sentiment of x (e.g., 0 for -- and 1 for ++), and then updates all parameters of models including the newly added layer through back propagation.

Prompt learning, instead of dropping the pre-trained head, modifies input x and output y to further exploit pre-trained language models which is described as follows: Formally, we first manipulate input x to construct a new input text x' by prefixing (or postfixing) x with a *template* text sequence t that includes a “[MASK]” token in it. In other words, $x' = [x, t]$ or $x' = [t, x]$. For example, if we have an input $x = \text{“I love this movie.”}$ and we decide to prefix a template $t = \text{“Overall, it was a [MASK] movie.”}$, x' will become *“Overall, it was a [MASK] movie. I love this movie.”*.

Then, x' is fed into a language model to predict the probability of the token that fills “[MASK]”, which can be solved by applying MLM head. Usually, researchers limit the search space of filled tokens relevant to the domain of interest with prior knowledge. For example, in this case we only care about the filling probability of two words “good” and “bad”. We call these two words *label word* w (Liu et al. 2021a).

Finally, we define a mapping function $\{good: ++, bad: --\}$, which is called verbaliser v (Liu et al. 2021a), to

reverse predicted label word back to target y . By this means, the prompting method unifies a binary classification objective into a MLM objective, reusing pre-trained language model and MLM head to achieve better few-shot performance or even zero-shot capability. There are plenty of ways to optimise prompting model such as updating all parameters (Schick and Schütze 2021a,b), freezing most of parameters and only tuning a small subset of parameters like P-tuning (Liu et al. 2021b, 2022b) or Prompt Tuning (Lester, Al-Rfou, and Constant 2021). In this work, we choose to optimise the whole model in line with Schick and Schütze (2021a) to reflect the full potential of prompting. Thus, the subsequent conclusion is probably subject to the chosen few-shot prompting setting. Table 2 summarises the terminologies, notations, examples and descriptions of above prompting procedure.

Objective Gap and Language Discrepancy

Previous work (Liu et al. 2021a) believes that by closing the gap between pre-training and downstream task, prompt learning allows pre-trained language models to take more responsibility in prediction rather just extracting features. Developed from the above statement, we define that there are two obstacles between pre-training and downstream task, that is, *objective gap* and *language discrepancy*. Objective gap describes the difference in training objectives between pre-training (e.g., next sentence prediction or MLM) and downstream task (e.g., sequence classification or sequence labelling). Language discrepancy mainly indicates the linguistic difference between pre-training corpora and downstream datasets including different domain vocabularies, word frequencies, syntactic arrangements, etc.

Theoretical Framework

In this section, we aim to provide a theoretical framework to explain the efficacy of prompt learning in zero/few-shot scenarios. First, we elaborate that conventional fine-tuning is prone to overfit the unrepresentative training data. Then, we detail the assumptions including the explanation of efficacy of prompt learning in few-shot scenarios, and the using language discrepancy to measure prompting quality.

Why Fine-tuning Fails in Few-shot?

Previous work (Xu et al. 2021; Schick and Schütze 2021a) reports that the performance of fine-tuning is highly sensitive to the initial training examples as exemplified in Table 1.

Given the above observations, we argue that the failure of conventional fine-tuning is caused by overfitting the unrepresentative training data. Concretely, a few-shot scenario usually supposes that we do not have sufficient labelled data, resulting in a less representative training set as illustrated in Figure 1.

Figure 1(a) is the true distribution of an entire data pool for a downstream dataset and we can easily find out we need at least two non-linear hyper-planes to well separate all data into two classes (red dots for class A and blue dots for class B). Figure 1(b) demonstrates a few-shot case where annotators randomly pick those data points close to the “true” hyper-planes with luck and label them. This helps

¹Code is available at URL masked for anonymous review.

Name	Notation	Example	Description
Input	x	I love this movie.	Input text sequence
Output	y	++ (positive), -- (negative)	Output target
Template	t	Overall, it was a [MASK] movie.	Template text sequence that contains [MASK]
Prompted input	x'	Overall, it was a [MASK] movie. I love this movie.	Input text sequence after prompting
Label word	w	good, bad	Word that fills [MASK]
Verbaliser	v	{good:++, bad:--}	Function that reverses label word back to target

Table 2: Summary of terminologies, notations, examples and descriptions used in this work, adapted from Liu et al. (2021a).

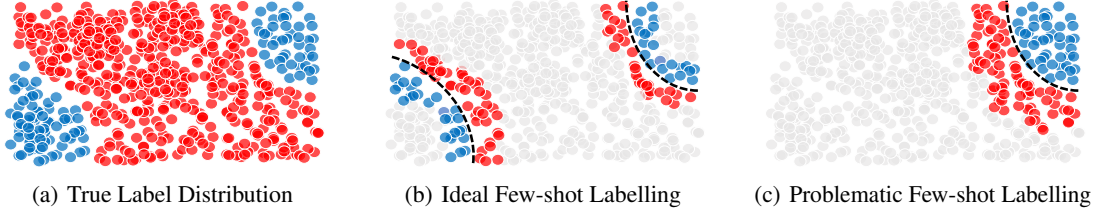


Figure 1: An example of a true data distribution for a downstream dataset is illustrated in Figure 1(a). Figures 1(b) and 1(c) show the two few-shot cases where different subsets are selected from the entire data pool and labelled, resulting in classifiers with quite different decision boundaries. In all plots the entire pool of examples is shown. ● : data point of class A; ● : data point of class B; ● : unlabelled data point; - - : decision boundaries drawn by classifiers.

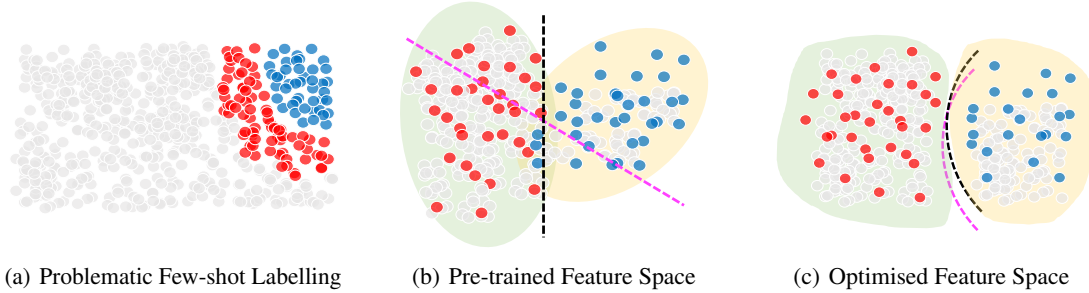


Figure 2: Figure 2(a) shows an example of unrepresentative label distribution, the true distribution can be referred to Figure 1(a). Figure 2(b) shows an example that unrepresentative labelled data are mapped to pre-trained feature space via prompting. The green/yellow background color indicates pre-trained feature space denoting different domain of interest and the dashed line is the decision boundary. The new feature space is determined by pre-trained language models and prompting instead of by labelled data. Figure 2(c) shows further optimising the model based on prompting data. ■ : different pre-trained feature space.

build up a classifier that produces reasonably good decision boundaries to separate data into two classes, i.e., data points in the middle of two decision boundaries are categorised into class A and other data points are categorised into class B. We call these available annotated data resembling the true data distribution “representative data”.

In contrast, in Figure 1(c), annotators randomly pick those data points only at the upper right corner. The fine-tuned model is probably to be biased and thereby produce a decision boundary that focuses on separating data at the upper right corner while ignores the rest data, i.e., data on the left side of the decision boundary is classified as class A and data on the right side of the decision boundary is classified as class B. In this case, the generalisation performance is unlikely to be as appealing as that in Fig. 1(b) since all class B data at the bottom left corner is misclassified as class A, and we consider these labelled data to be “unrepresentative data”.

To conclude, the performance of fine-tuned models are highly relied on the **representativeness** of the labelled data, which also explains the unstable performance and suboptimal generalisation of fine-tuning in few-shot scenarios.

Sanity Check: To briefly substantiate our argument, we conduct a quick evaluation experiment where we fine-tune pre-trained RoBERTa² on four Chinese sentiment analysis datasets which are further described in Section Datasets. We adopt a *de facto* few-shot setting where the model is trained with five different training set splits where each class has only 16 labelled examples (thus we have 32 labelled examples for each training set since this is a binary classification task).

We fine-tune all models for 20 epochs using batch size 2 and learning rate 1e-4 to ensure the model is “overfitting” the small training set. We also fine-tune models with a larger training set consisting of all labelled examples from the five

²<https://huggingface.co/hfl/chinese-roberta-wwm-ext>

few-shot training sets (i.e., around 160 labelled examples after removing duplicates) to simulate training scenarios with sufficient labelled examples, which is denoted as *All*.

As shown in Table 1, the variance of the results with different training splits can be significant. All datasets are suffered from the unstable performance where the standard deviations are large ranging from 6.65 in Douban to 25.25 in Weibo except for Online-shopping. For example, if we see Trial 1 in Weibo, the accuracy impressively achieves 99.20 using only 32 labelled examples while in Trial 2, the accuracy dramatically drops down to 49.94 which is close to a random guess. These observations verify that the few-shot fine-tuning performance is highly correlated to the representativeness of initial training set. To put it more explicitly, in few-shot fine-tuning, if we luckily label those representative data whose distribution highly resembles that of testing data (e.g., Trial 1 in Weibo), the results can be significantly higher. In contrast, labelling those unrepresentative data (e.g., Trial 2 in Weibo) has limited contributions to the prediction.

We can also find out that *All* is generally better than *Avg*. in almost all datasets except for Douban, which can also be explained by the “representativeness” of the labelled data. The larger number of labelled examples increases the probability of sampling representative labelled data, resulting better results. However, a larger training set can not always guarantee a better performance, as evidence by some cases where *All* (using around 160 labelled examples) is not better than some specific trials using only 32 labelled examples, e.g., Douban Trial 4 (65.67) vs. *All* (53.94). These findings again show the importance of picking representative data to be labelled rather than randomly picking unrepresentative data in conventional fine-tuning.

Why Prompting Works in Few-shot?

Through the above analysis, we find out the few-shot fine-tuning performance is limited by the representativeness of labelled data. In this section, we propose a theoretical framework to explain the efficacy of prompt learning for zero/few-shot scenarios, consisting of two key assumptions as follows:

- *Prompt learning is more useful in zero/few-shot scenarios because it revolutionises the prediction mechanism where the impact of representativeness of labelled data is much reduced, while pre-trained language model that contains extra knowledge encoded and human prior knowledge can participate more in the prediction.*
- *After prompting, the downstream data are closer to the pre-training data, i.e., lower language discrepancy, the performance is more likely to be better.*

Assumption I: Prompting Reduces the Impact of Data Representativeness We propose our first hypothesis that the prompt learning is more useful because it leverages more information from human knowledge and pre-trained language model rather than highly dependent on the representativeness of small labelled data. Language models can take more responsibility in prediction because they are trained with web-scale textual data and thus implicitly embed enormous knowledge in models (Dathathri et al. 2020; Xie et al. 2021).

More specifically, as demonstrated in Figure 1, conventional fine-tuning is essentially forcing the prediction of language model fit the small labelled data distribution. Therefore, the performance is unstable and highly relied on the representativeness of labelled data.

In contrast, prompt learning attempts to change the input data distribution via prompting that “forces” the input data fit a more robust feature space. Concretely, Figure 2(a) shows a not ideal few-shot case using unrepresentative labelled data, whereas Figure 2(b) shows that, via prompting, downstream data are projected into a new feature space where input data are evenly distributed around rather than skewing and clustering in the original input space (Figure 2(a)). The green and yellow regions in Figure 2(c) are the new feature space representing domain of interest, which is denoted as *pre-trained feature space* in this paper. In this case, the model performance will be less affected by the unrepresentative labelled data because pre-trained feature space is annotation-agnostic and mostly determined by the input text, template and pre-trained language model.

Besides, as demonstrated by the black dashed line in Figure 2(b), researchers take a “lucky guess” picking a pair of label words good at separating this feature space, providing a good initialisation (i.e., zero-shot performance). It is also possible to pick a pair of worse label words forming decision boundary that has no zero-shot discrimination capability as demonstrated by the magenta dashed line in Figure 2(b). To avoid this, a useful practice is selecting prompting setting according to the performance on development set (Liu et al. 2021a).

Also, we can continuously optimise the model using labelled data to achieve better few-shot performance. Derived from our assumption, such optimisation should be much robust than conventional fine-tuning because all data has been projected and spread over pre-trained features space. As shown by the shift of feature space from Figure 2(b) to Figure 2(c), the model does not need to take much effort to converge (which is called *optimised feature space*). Therefore, as compared to optimising model with original input data resulting performance with large variance, prompt learning with different training splits tends to end up with more stable results.

Assumption II: Language Discrepancy Measures the Quality of Prompting Considering Assumption I, we are naturally curious about what prompting makes an useful projection, i.e., a projection that properly aligns downstream data into pre-trained feature space. We hypothesise that the quality of promptings can be measured by the language discrepancy between pre-training corpora and downstream datasets. Note that we limit this hypothesis in zero-shot scenarios.

To be specific, since the objective gap is largely shortened through reformulating downstream task via prompting, the inconsistency is mainly caused by the language discrepancy between pre-training data and downstream data. Thus, the smaller language discrepancy between pre-training corpora and downstream datasets, the higher probability that data can be well distributed in the pre-trained feature space, and therefore the better performance.

To conclude, the synergy between pre-trained language model and promptings helps shape a better feature space

where downstream data are reallocated. In this space, labelled data, prompting, and pre-trained language model collaboratively affect prediction performance.

Discussion

Our proposed theoretical perspective can also intuitively explain several observations and prompt learning behaviours reported in the literature:

- Many work (Liu et al. 2021b; Lester, Al-Rfou, and Constant 2021) reports that prompt learning can largely boost the few-shot performance while can only be comparable to fine-tuning in fully-supervised scenarios which can be explained through our framework. In fully-supervised scenarios, scholars have sufficient labelled data at hand which cover enough representativeness of the whole downstream dataset, leading to an ideal fine-tuning performance.
- Previous work (Liu et al. 2021a) suggests that using multiple pairs of label words to boost performance. This is equivalent to set multiple decision boundaries in feature space, alleviating the affect of “worse” decision boundary (e.g., magenta dashed line in Figure 2(b)).
- Lester, Al-Rfou, and Constant (2021) report that using domain-specific token as prefixed prompting can provide a better initialisation in multi-class classification, which partially supports our assumptions. Adding domain-specific tokens is more likely to project downstream data to the pre-trained regions that represent domain of interest. Actually, sentiment analysis can be seen as the simplest multi-class classification where sentiment polarity (i.e., positive or negative) is the domain of interest. Thus, researchers usually choose sentiment-bearing prompting settings like “*It was a [good/bad] movie.*” (Liu et al. 2021a).

Extensions

Based on the proposed theoretical framework, we can come up with some heuristic approaches. For example, when using prompt learning, we can select the proper pre-trained language models for a certain downstream dataset before training. Specifically, we can choose the language models pre-trained with the corpora that is most similar to the downstream dataset (with lowest language discrepancy). However, if we can not access the pre-training corpora or hesitate to compute the linguistic difference between datasets, we can use the *perplexity* (Brown et al. 1992) to approximate language discrepancy.

Originally, perplexity is one of the most common metrics for evaluating language models, which is defined as the exponential average negative log-likelihood of a sequence:

$$\text{PPL}(x) = \exp \left\{ -\frac{1}{t} \sum_{i=1}^t \log p_{\theta}(x_i | x_{<i}) \right\} \quad (1)$$

where $x = [x_1, x_2, \dots, x_t]$ is a tokenised text sequence; $\log p_{\theta}(x_i | x_{<i})$ is the log-likelihood of the i^{th} token conditioned on the preceding tokens $x_{<i}$ computed by a language model. Intuitively, given a certain language model, if the perplexity of a corpus of sentences is smaller

means the model is easier to model this corpus. Usually, a language model with lowest perplexity is chosen since it can be considered as a faithful proxy to model the distribution of pre-training corpus.

Similarly, we can use perplexity to “forecast” the performance of different prompting settings in advance. Previous work (Liu et al. 2021a; Lester, Al-Rfou, and Constant 2021; Gao, Fisch, and Chen 2021) relies on development set to post-hoc choose the best performing prompting settings. According to our theoretical framework, we can select the prompting setting that minimises the perplexity as candidates, which entirely gets rid of the development set. More details are presented in experiments.

Experiments

Our experiments are indent to verify three aspects derived from two assumptions:

- *Given a pre-trained language model, whether the prediction performance is affected by synergy between prompting template t and label words w .*
- *Whether the “unrepresentativeness” problem is alleviated in prompt learning.*
- *Whether perplexity is an useful metric for selecting prompting settings.*

Datasets

We conduct experiments on four public Chinese sentiment analysis datasets of different domains to enlarge the language discrepancy between corpora: *Douban* is a movie review dataset, *Weibo* is a social media comment dataset, *Waimai* is a takeaway comment and *Online-shopping* is e-commerce shopping comment dataset. Thus, all original texts are in Chinese, we perform a certain conversion in this paper to facilitate understanding. Each dataset is split into five training sets/one development set/one test set.

Issue of Perplexity

We use the Chinese RoBERTa-base-wwm-ext (the same as one used in Sanity Check) as the backbone pre-trained model.³ We use the perplexity of downstream datasets given a pre-trained language model to approximate the language discrepancy between pre-training corpora and downstream dataset by assuming the pre-trained language model has fitted pre-training corpora well. That is, the lower perplexity indicates the smaller language discrepancy between pre-training corpora and downstream dataset.

Note that original perplexity applies specifically to causal language model (i.e., autoregressive language model). As suggested in previous work (Liu et al. 2019; Salazar et al. 2020), perplexity of bidirectional model like RoBERTa can be analogous to that of causal language model by replacing $\log p_{\theta}(x_i | x_{<i})$ with $\log p_{\theta}(x_i | c)$ in Equation 1. Here c means the context text which is the whole sentence except for the i^{th} token. This suggests that the perplexity of each token is not only conditioned on the preceding tokens but also the succeeding tokens. We replace “[MASK]” in a prompted

³Experiments using BERT can be seen in Appendix.

Dataset	1. [very/not] pleased.			2. [very/not] good.			3. [extremely/less] pleased.			4. [yellow/green] black.		
	PPL	Zero	Few	PPL	Zero	Few	PPL	Zero	Few	PPL	Zero	Few
<i>Douban</i>	24.61	57.12	55.73 \pm 2.99	40.93	50.98	59.10 \pm 5.31	28.80	56.68	55.15 \pm 3.67	71.01	51.31	57.32 \pm 2.04
<i>Weibo</i>	19.78	61.79	96.72 \pm 2.45	30.37	51.16	94.56 \pm 4.90	22.34	58.35	95.17 \pm 2.26	44.45	50.92	95.25 \pm 2.78
<i>Waimai</i>	16.44	67.80	79.15 \pm 2.11	23.34	53.15	80.41 \pm 3.62	19.68	69.72	82.02 \pm 1.67	36.07	48.49	80.68 \pm 5.64
<i>Online-shopping</i>	14.07	73.12	83.46 \pm 4.97	18.45	55.68	88.14 \pm 2.14	16.88	67.49	85.56 \pm 2.61	28.56	50.49	85.96 \pm 5.73

Table 3: Summary of mean perplexity scores, zero/few-shot accuracy of different prompting settings. Three domain-related prompting settings (1-3) are in the left block while a domain-irrelevant prompting setting (4) is in the right block.

sentence with label words of two classes respectively, and then compute perplexity and average them.

However, during our preliminary experiment, we find out that this perplexity as a metric has the drawback of favouring longer sentences. That is, a sentence is assigned a lower perplexity, not because the pre-trained language model is easier to model this sentence (i.e., low language discrepancy), but rather because text is longer. We conjecture that this is due to the penalty term in Equation 1 that divides the sum of log-likelihood by the sequence length t . The detail of preliminary experiments regarding perplexity can be seen in Appendix. Note that the focus of experiments is illustrating the impact of language discrepancy instead of finding useful perplexity scoring, thus, four datasets were subsampled to ensure every sentence length is between 14-15 words as well as to enforce a 50:50 class balance.

Synergy between Templates and Label Words

We breakdown the analysis of synergy between template and label words into two settings: (1) change the template given the same pair of label words; (2) change the pair of label words given the same template.

Setup: We manually create four prompting settings as shown in Table 3. We report perplexity, zero-shot as well as few-shot performance of each above mentioned prompting setting. The few-shot optimisation for prompt learning is described in Preliminaries and we use the same batch size, learning rate and number of epochs as fine-tuning described in Sanity Check.

Zero-shot Result Analysis: Accuracy of different prompting settings for four datasets are shown in Table 3. We first consider the performance of three domain-related prompting settings, i.e., Setting 1 to 3 in the left block. Generally speaking, Setting 1 (i.e., [very/not] pleased.) is the best performing prompting setting regarding zero-shot accuracy, outperforming Setting 2 (i.e., [very/not] good.) as well as Setting 3 (i.e., [extremely/less] pleased.) across four datasets. In Douban, the zero-shot accuracy of Setting 1 even surpasses that of conventional fine-tuning in Table 1 (57.12 vs. 56.60). This again demonstrates that prompt learning can equip pre-trained language model with powerful zero-shot capability. The performance of Setting 4 (i.e., [yellow/green] good.) demonstrates that the domain-irrelevant prompting setting has limited contribution to zero-shot prediction, which is consistent with our expectation.

When comparing Setting 1 and 2, we draw a conclusion that the template can affect the forming of pre-trained feature space though we use the same pair of label words. Then if we compare Setting 1 and 3, we can find out the choice of label words is also important for the zero-shot performances.

To conclude, zero-shot capability verifies our assumption that in prompt learning, the domain-related templates t and label words w collaboratively contribute to shape the pre-trained feature space and build up the annotation-agnostic decision boundary. The big difference between zero-shot performance across different prompting settings, somehow, shows that it is crucial to search for ideal prompting settings in prompt learning. We argue that this problem can be addressed by using perplexity as discussed in the following experiment.

Few-shot Result Analysis: We can examine few-shot performance of each prompting setting in Table 3. Overall, few-shot performance of all three domain-related prompting settings (1-3) outperform the corresponding fine-tuning performance by a large margin using the same training set especially in dataset Weibo and Waimai. Furthermore, it is easy to find out prompt learning is much less sensitive to labelled data and generalises well which is evidenced by the smaller variance and higher mean score. For example, Setting 1 in Weibo (96.72 \pm 2.45) vs. fine-tuning (77.40 \pm 25.23). All these observations support our assumption that prompt learning can significantly alleviate the problem caused by unrepresentative labelled data in few-shot scenarios. However, in some cases, e.g., Setting 1 in Douban, prompt learning fails to compete with fine-tuning and even worse than corresponding zero-shot accuracy. We conjecture that the large learning rate and number of epochs make the training “overshoot” the optimal checkpoint, where prompt learning degrades to fine-tuning since MLM head functions as a initialisation instead of providing classification information.

It is interesting to find out that the all prompting settings resulting in similar few-shot performance, outperforming fine-tuning regardless of their zero-shot accuracy. This is quite different from the zero-shot scenarios where the choice of prompting settings is crucial in prediction performance. We guess that since we update all parameters during supervision, the pre-training feature space is changed so much that the different prompting settings are converged to the similar optimised feature space. If we using methods that freeze most of parameters like P-tuning or Prompt Tuning, we might find another story. We leave these explorations for future work.

Perplexity Analysis: Though these experiments do not mainly aim for reflecting the relationship between language discrepancy and model performance, Table 3 also conveys a very clear message that as perplexity goes up, the zero-shot performance becomes worse. For example, the perplexity of Setting 1 decreases from 24.61 (Douban), 19.78 (Weibo), 16.44 (Waimai) to 13.71 (Online-shopping), while the zero-shot accuracy consistently increase from 57.12 (Douban), 61.79 (Weibo), 67.80 (Waimai) to even 73.12

(Online-shopping). This behaviour can also be observed in Setting 2. The experimental results can partially verify our assumption II that as the language discrepancy decrease (i.e., lower perplexity), it is easier for a prompting to well align downstream data to the pre-trained feature space.

Using Language Discrepancy to Forecast Prompting

We design a realistic and useful experimental setting to verify whether we can use language discrepancy to measure prompting quality in zero-shot context. We do not investigate a few-shot setting since the previous experiments have demonstrated the impact of templates is much reduced when model is optimised by few labelled data.

Setup: We fix verbaliser as $\{very: ++, not: --\}$ and manually generate seven sentiment-bearing templates (details are shown in Figure 3). During inference, we perform an instance-level template-example matching. In other words, for each example, we select one template from the pool with the lowest perplexity score and make the prediction (**Manual-PPL**), this is quite different from the previous methods that use dataset-specific or class-specific template. If perplexity is an ideal metric, the performance of this method will better than random template-example matching (**Manual-Random**).

We then construct a more aggressive setting where templates are generated automatically by T5.⁴ The automatic template generation method is derived from Gao, Fisch, and Chen (2021) which results in around 60-70 templates for each dataset after removing duplicates, more details can be referred to Appendix. Based on automatically generated templates, we apply similar template selection procedures which are denoted as **Auto-PPL** and **Auto-Random**, respectively.

We also report the performance of another two state-of-the-art zero-shot prompting-based methods **NSP-BERT** (Sun et al. 2021), and **Zero-shotG** (Xu et al. 2021) as strong baselines whose settings comply with the corresponding work.

Results: First of all, both Auto-PPL and Manual-PPL outperform their random sampling counterparts (i.e., Auto-Random and Manual-Random, respectively) by a clear margin, which demonstrates that the prompting settings selected by perplexity are more useful in mapping downstream data into pre-trained feature space, thus, reaching better performance.

If we compare manual-methods with auto-methods, we can notice that the performance of manual generated templates are better than automatically generated templates, again, verifying the significance of providing useful domain-related promptings. We suspect that the quality of automatically generated templates is limited by the capacity of pre-trained T5. We believe that this can be improved by changing T5 backbone or resorting to other methods that consider automatically generating continuous templates leveraging annotation information (Lester, Al-Rfou, and Constant 2021; Liu et al. 2021b; Li and Liang 2021; Liu et al. 2022b).

⁴We use the T5-v1.1-base-chinese checkpoint pre-trained by UER: <https://huggingface.co/uer/t5-base-chinese-cluecorpussmall>.

State-of-the-art Methods	Douban	Weibo	Waimai	Ecommerce
<i>Zero-shotG</i> (Xu et al. 2021)	49.86	49.94	49.73	49.91
<i>NSP-BERT</i> (Sun et al. 2021)	59.86	72.69	76.71	82.63
Baselines				
<i>Auto-Random</i>	53.83	52.50	56.02	58.83
<i>Manual-Random</i>	55.14	59.79	66.54	72.13
Our Methods				
<i>Auto-PPL</i>	59.21	67.04	72.19	73.94
<i>Manual-PPL</i>	60.74	66.50	75.49	85.12

Table 4: Results for four sentiment analysis datasets.

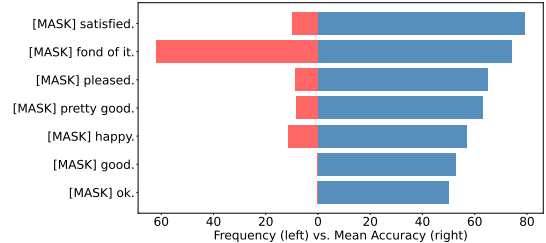


Figure 3: Normalised frequency of being selected vs. template quality measured by mean accuracy over four datasets. The verbaliser is $\{very: ++, not: --\}$.

Finally, if we compare our best performing method (Manual-PPL) with other zero-shot methods. We find out our method surpasses state-of-the-art performance in two out of four datasets, and can be competitive with state-of-the-art methods in the rest datasets. This again shows that it is effective to use perplexity to sort and select promptings.

In-depth Analysis: We conduct a fine-grained analysis based on Manual-PPL method. For brevity, we apply each manual prompting setting to all examples from the four datasets and aggregate the accuracy score as a post-hoc measurement of prompting quality. We then compute the frequency of being selected (i.e., lowest perplexity score for this example) for each prompting setting.

The results are presented in Figure 3. It conveys a very clear message that template with lower perplexity score is more likely to achieve better performance. To be specifically, there is 60% chance for Manual-PPL to select second best performing template (i.e., “[MASK] fond of it.”) and around 10% chance to select the best performing template (i.e., “[MASK] satisfied.”). For templates with no discriminative ability e.g., “[MASK] good.” and “[MASK] ok.”, our method has almost no chance to select them. Most importantly, the selection based on perplexity is annotation-agnostic and allows us to “foresee” the result to some extent without the need of development set.

To conclude, the results demonstrate that perplexity is an ideal metric for evaluating prompting settings, and thus verify the assumption II that language discrepancy can measure the quality of promptings.

Conclusion

This work present a solid step towards investigating the underlying rationales behind cloze-style prompt learning in zero/few-shot scenarios. To this end, we elaborate why fine-tuning is suboptimal in few-shot and propose a theoretical

framework to explain the efficacy of prompt learning. Comprehensive experiments are performed to support proposed assumptions. Finally, as an extension of the theoretical framework, we propose using perplexity to measure the quality of prompting setting. Experimental results show that this method leads to significant prediction benefits and allows us to “forecast” the ability of model prior to inference.

References

- Brown, P. F.; Della Pietra, S. A.; Della Pietra, V. J.; Lai, J. C.; and Mercer, R. L. 1992. An Estimate of an Upper Bound for the Entropy of English. *Computational Linguistics*, 18(1): 31–40.
- Brown, T.; Mann, B.; Ryder, N.; Subbiah, M.; Kaplan, J. D.; Dhariwal, P.; Neelakantan, A.; Shyam, P.; Sastry, G.; Askell, A.; et al. 2020. Language models are few-shot learners. *Advances in neural information processing systems*, 33: 1877–1901.
- Dathathri, S.; Madotto, A.; Lan, J.; Hung, J.; Frank, E.; Molino, P.; Yosinski, J.; and Liu, R. 2020. Plug and Play Language Models: A Simple Approach to Controlled Text Generation. In *International Conference on Learning Representations*.
- Devlin, J.; Chang, M.-W.; Lee, K.; and Toutanova, K. 2018. Bert: Pre-training of deep bidirectional transformers for language understanding. *arXiv preprint arXiv:1810.04805*.
- Gao, T.; Fisch, A.; and Chen, D. 2021. Making Pre-trained Language Models Better Few-shot Learners. In *Proceedings of the 59th Annual Meeting of the Association for Computational Linguistics and the 11th International Joint Conference on Natural Language Processing (Volume 1: Long Papers)*, 3816–3830. Online: Association for Computational Linguistics.
- Khashabi, D.; Min, S.; Khot, T.; Sabharwal, A.; Tafjord, O.; Clark, P.; and Hajishirzi, H. 2020. UNIFIEDQA: Crossing Format Boundaries with a Single QA System. In *Findings of the Association for Computational Linguistics: EMNLP 2020*, 1896–1907. Online: Association for Computational Linguistics.
- Lester, B.; Al-Rfou, R.; and Constant, N. 2021. The Power of Scale for Parameter-Efficient Prompt Tuning. In *Proceedings of the 2021 Conference on Empirical Methods in Natural Language Processing*, 3045–3059. Online and Punta Cana, Dominican Republic: Association for Computational Linguistics.
- Lewis, M.; Liu, Y.; Goyal, N.; Ghazvininejad, M.; Mohamed, A.; Levy, O.; Stoyanov, V.; and Zettlemoyer, L. 2020. BART: Denoising Sequence-to-Sequence Pre-training for Natural Language Generation, Translation, and Comprehension. In *Proceedings of the 58th Annual Meeting of the Association for Computational Linguistics*, 7871–7880. Online: Association for Computational Linguistics.
- Li, X. L.; and Liang, P. 2021. Prefix-Tuning: Optimizing Continuous Prompts for Generation. In *Proceedings of the 59th Annual Meeting of the Association for Computational Linguistics and the 11th International Joint Conference on Natural Language Processing (Volume 1: Long Papers)*, 4582–4597. Online: Association for Computational Linguistics.
- Liu, J.; Shen, D.; Zhang, Y.; Dolan, B.; Carin, L.; and Chen, W. 2022a. What Makes Good In-Context Examples for GPT-3? In *Proceedings of Deep Learning Inside Out (DeeLIO 2022): The 3rd Workshop on Knowledge Extraction and Integration for Deep Learning Architectures*, 100–114. Dublin, Ireland and Online: Association for Computational Linguistics.
- Liu, P.; Yuan, W.; Fu, J.; Jiang, Z.; Hayashi, H.; and Neubig, G. 2021a. Pre-train, prompt, and predict: A systematic survey of prompting methods in natural language processing. *arXiv preprint arXiv:2107.13586*.
- Liu, X.; Ji, K.; Fu, Y.; Tam, W.; Du, Z.; Yang, Z.; and Tang, J. 2022b. P-Tuning: Prompt Tuning Can Be Comparable to Fine-tuning Across Scales and Tasks. In *Proceedings of the 60th Annual Meeting of the Association for Computational Linguistics (Volume 2: Short Papers)*, 61–68. Dublin, Ireland: Association for Computational Linguistics.
- Liu, X.; Zheng, Y.; Du, Z.; Ding, M.; Qian, Y.; Yang, Z.; and Tang, J. 2021b. GPT understands, too. *arXiv preprint arXiv:2103.10385*.
- Liu, Y.; Ott, M.; Goyal, N.; Du, J.; Joshi, M.; Chen, D.; Levy, O.; Lewis, M.; Zettlemoyer, L.; and Stoyanov, V. 2019. Roberta: A robustly optimized bert pretraining approach. *arXiv preprint arXiv:1907.11692*.
- Raffel, C.; Shazeer, N.; Roberts, A.; Lee, K.; Narang, S.; Matena, M.; Zhou, Y.; Li, W.; and Liu, P. J. 2020. Exploring the Limits of Transfer Learning with a Unified Text-to-Text Transformer. *Journal of Machine Learning Research*, 21(140): 1–67.
- Salazar, J.; Liang, D.; Nguyen, T. Q.; and Kirchhoff, K. 2020. Masked Language Model Scoring. In *Proceedings of the 58th Annual Meeting of the Association for Computational Linguistics*, 2699–2712. Online: Association for Computational Linguistics.
- Schick, T.; and Schütze, H. 2021a. Exploiting Cloze-Questions for Few-Shot Text Classification and Natural Language Inference. In *Proceedings of the 16th Conference of the European Chapter of the Association for Computational Linguistics: Main Volume*, 255–269. Online: Association for Computational Linguistics.
- Schick, T.; and Schütze, H. 2021b. It’s Not Just Size That Matters: Small Language Models Are Also Few-Shot Learners. In *Proceedings of the 2021 Conference of the North American Chapter of the Association for Computational Linguistics: Human Language Technologies*, 2339–2352. Online: Association for Computational Linguistics.
- Sun, Y.; Zheng, Y.; Hao, C.; and Qiu, H. 2021. NSP-BERT: A Prompt-based Zero-Shot Learner Through an Original Pre-training Task–Next Sentence Prediction. *arXiv preprint arXiv:2109.03564*.
- Tam, D.; R. Menon, R.; Bansal, M.; Srivastava, S.; and Raffel, C. 2021. Improving and Simplifying Pattern Exploiting Training. In *Proceedings of the 2021 Conference on Empirical Methods in Natural Language Processing*, 4980–4991.

Online and Punta Cana, Dominican Republic: Association for Computational Linguistics.

Wang, Y.; Yao, Q.; Kwok, J. T.; and Ni, L. M. 2020. Generalizing from a few examples: A survey on few-shot learning. *ACM computing surveys (csur)*, 53(3): 1–34.

Xie, S. M.; Raghunathan, A.; Liang, P.; and Ma, T. 2021. An explanation of in-context learning as implicit bayesian inference. *arXiv preprint arXiv:2111.02080*.

Xu, L.; Lu, X.; Yuan, C.; Zhang, X.; Xu, H.; Yuan, H.; Wei, G.; Pan, X.; Tian, X.; Qin, L.; et al. 2021. Fewclue: A chinese few-shot learning evaluation benchmark. *arXiv preprint arXiv:2107.07498*.

A BERT Experimental Results

This section presents a set of experimental results using BERT model.⁵

Few-shot Fine-tuning with BERT

Table 5 presents conventional fine-tuning results of BERT. Similar to that of RoBERTa, BERT results also suffer from unrepresentative labelled data and can not generalise well in few-shot settings, which is evidenced by large variance and low accuracy. Moreover, the performance of BERT is much worse than the RoBERTa. According to Liu et al. (2019), BERT is severely insufficient trained, which makes BERT less useful when functioning as a feature extractor compared to RoBERTa.

Prompt Learning with BERT

Zero-shot Performance: Table 6 shows perplexity, zero/few-shot performance of BERT using different prompting settings. In BERT-based cases, the prompt learning demonstrates much higher performance than fine-tuning. For example, even the zero-shot performance of Setting 1 surpasses conventional fine-tuning in three datasets by a large margin. Also, zero-shot performance of different settings suggests the importance of using domain-related templates, which is evidenced by the low accuracy of domain-irrelevant Setting 4 (i.e., results for all datasets are near 50%, equivalent to a random guess).

Few-shot Performance: We can see the few-shot prompt learning results in Table 6, the improvement becomes larger. However, in some cases, the variance of few-shot prompt learning is as high as fine-tuning, e.g., in dataset Weibo 85.86 ± 20.30 of Setting 2 vs. 75.74 ± 23.70 of fine-tuning, which can also be explained by the under training of BERT. Due to insufficient training, in some cases, the MLM head of BERT functions as an initialisation instead of providing classification information, and degrades to fine-tuning.

Perplexity The correlation between perplexity and corresponding zero-shot accuracy in Table 6 demonstrates a very clear message that the prompt-learning zero-shot performance is inversely proportional to the perplexity. If we compare across datasets in Setting 1. We can find out as the perplexity increases, the zero-shot accuracy decreases, which can be consistently observed in Setting 2 and 3. If we compare across different settings for the same dataset, especially in dataset Online-shopping and Waimai, it is very clear the zero-shot performance is inversely proportional to the perplexity. This finding partially verifies that as the language discrepancy becoming smaller, it is more likely for a language model to well project downstream data into pre-trained feature space, thus resulting better zero-shot performance.

Perplexity to Forecast Template

We use BERT to rerun the experiments following the setting in Section Using Language Discrepancy to Forecast Prompting. Experimental results are shown in Table 7 and Figure 4.

The results are similar to those of RoBERTa or even more encouraging. When we see Table 7, it is obvious that the PPL based methods (i.e., Manual-PPL and Auto-PPL) outperform their random counterparts (i.e., Manual-Random and Auto-Random) in most of cases, which again verify the Assumption II. Especially in manual template settings, the perplexity can better “forecast” the quality of prompting. We guess that is because the manual generated templates are more related to the domain of interest.

Figure 4 also demonstrates that perplexity can “forecast” the template quality. Using perplexity gets around 40% chance to select the best performing template (i.e., “[MASK] font of it.”) and 35% chance to select the second best performing template (i.e., “[MASK] satisfied.”). All these findings support the Assumption II that language discrepancy can evaluate template quality to some extent.

B Issue of Perplexity

We find out the current perplexity has one drawback of favouring longer sentences. That is, a sentence is assigned a lower perplexity, not because the pre-trained language model is easier to model this sentence (i.e., lower language discrepancy), but rather because text is longer. We first use a simple comparison to demonstrate this as shown in Table 8.

We first calculate the perplexity of a meaningful sentence “Auntie: Don’t be too tired [haha]” which is 17.21. However, if we prefix this sentence with a long sequence of nonsense words, the perplexity even gets lower, i.e., 5.85. We then conduct a large

⁵We use BERT-base-wwm-ext available at <https://huggingface.co/hfl/chinese-bert-wwm-ext>

Trial	1	2	3	4	5	Avg.	All
Douban	49.89	49.89	49.89	50.10	50.00	49.95 ± 0.09	49.89
Weibo	50.05	49.94	93.24	97.07	88.42	75.74 ± 23.70	49.94
Waimai	71.78	52.46	50.27	49.72	68.63	58.57 ± 10.72	80.00
Online-shopping	50.09	50.18	75.51	50.09	49.90	55.15 ± 11.38	50.09

Table 5: Results of conventional fine-tuning on four Chinese sentiment analysis datasets using BERT. Avg. denotes the aggregated results of random seed 1 to 5. All denotes the model is fine-tuned with all the labelled examples from five splits.

Dataset	1. [very/not] pleased.			2. [very/not] good.			3. [extremely/less] pleased.			4. [yellow/green] black.		
	PPL	Zero	Few	PPL	Zero	Few	PPL	Zero	Few	PPL	Zero	Few
<i>Douban</i>	91.27	56.42	54.40 \pm 4.35	140.38	51.53	53.26 \pm 3.46	145.10	49.45	53.92 \pm 3.98	247.59	50.10	54.60 \pm 3.18
<i>Weibo</i>	86.60	67.12	75.09 \pm 23.05	111.61	54.08	85.86 \pm 20.30	111.68	50.73	91.41 \pm 4.25	174.22	50.13	73.83 \pm 21.77
<i>Waimai</i>	59.99	73.56	78.16 \pm 2.93	65.16	58.35	76.98 \pm 1.67	73.24	51.64	72.00 \pm 12.69	106.66	50.27	76.93 \pm 2.92
<i>Online-shopping</i>	50.82	80.38	80.42 \pm 6.38	54.48	62.03	83.28 \pm 2.17	64.50	54.32	83.32 \pm 3.90	93.19	49.14	76.23 \pm 15.36

Table 6: Summary of mean perplexity scores, zero/few-shot accuracy of different prompting settings using BERT. Three domain-related prompting settings (1-3) are in the left block while a domain-irrelevant prompting setting (4) is in the right block.

Baselines	Douban	Weibo	Waimai	Ecommerce
<i>Auto-Random</i>	54.27	52.39	56.57	58.52
<i>Manual-Random</i>	57.89	60.37	69.31	71.61
Our Methods				
<i>Auto-PPL</i>	53.07	57.60	53.15	68.16
<i>Manual-PPL</i>	59.86	64.71	79.04	81.78

Table 7: Results for four sentiment analysis datasets using BERT.

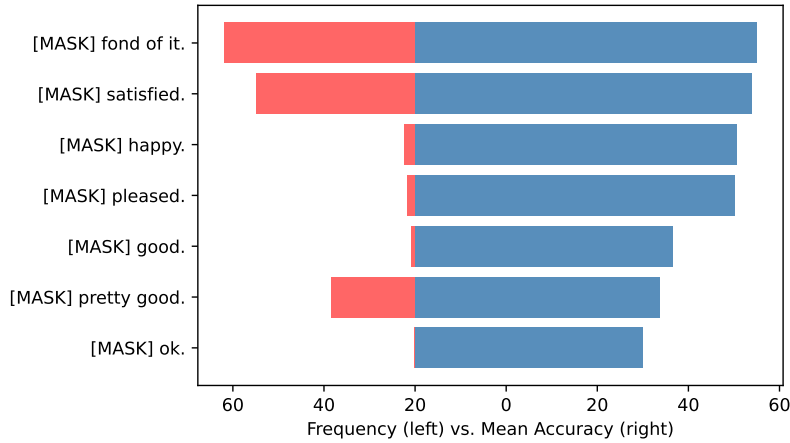


Figure 4: Normalised frequency of being selected vs. template quality measured by mean accuracy over four datasets using BERT. The verbaliser is {very: ++, not: --}.

Text in Chinese	Translation	Perplexity
阿姨：不要太累了[哈哈]	Auntie: Don't be too tired [haha]	17.21
撒娇大法，啊的身份拉升大盘撒娇大法，啊的身份拉盘。阿姨：不要太累了[哈哈]	Coquetry Dafa, ah's identity pulls up the big market Coquettish Dafa, ah's identity pulls the plate. Auntie: Don't be too tired [haha]	5.85

Table 8: Comparison of a long nonsense sentence with a short fluent sentence.

scale test to see the correlation between perplexity and text length. The results are presented in Figure 5, it is obvious that the avg. perplexity is inversely proportional to avg. text length. In other words, a low perplexity of a sentence is partially contributed by a low language discrepancy but more likely to be contributed by a long text, which violates our intention that uses perplexity to measure the language difference.

C Automatic Template Generation

Similar to Gao, Fisch, and Chen (2021), we fix the verbaliser {very: ++, not: --}, and using T5-v1.1-base-chinese to automatically generate templates. Specifically, Gao, Fisch, and Chen (2021) assume a few-shot scenario where using ground truth label word as well as corresponding examples to generate a certain number templates. They then sort generated templates based on the aggregated generation probability (the calculation of generation probability also needs label information) of the whole training set.

However, our experiment assumes a zero-shot scenario with no labelled data. Thus, for each dataset, we first randomly sample 50 examples from the pool. For each example, we use label words indicating both sentiments to generate template, one for each sentiment, resulting in 100 templates in total. Then we remove duplicate templates and around 60-70 templates remain. All

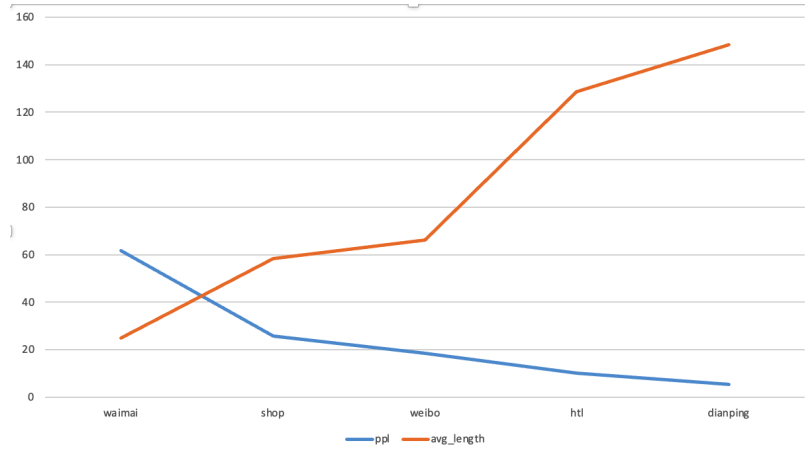


Figure 5: Line chart of average perplexity and average text length across different datasets.

Datasets	1. [very/not] pleased.			2. [yellow/red] black.		
	PPL _g	PPL _r	Diff.	PPL _g	PPL _r	Diff.
<i>Douban</i>	24.10	25.12	-1.02	67.91	74.11	-6.20
<i>Weibo</i>	19.17	20.39	-1.22	44.39	44.51	-0.12
<i>Waimai</i>	16.06	16.82	-0.76	22.60	24.07	-0.20
<i>Online-shopping</i>	13.55	14.58	-1.03	28.51	28.61	-0.10

Table 9: Mean perplexity of prompting with ground truth label word (PPL_g), prompting with reversed label word (PPL_r), and difference between two templates computed by PPL_g minus PPL_r (Diff.).

automatically generated template can be seen at URL masked for anonymous review.

D Reverse Label Words

To briefly verify whether the perplexity can be used to measure the quality of prompting setting, we perform a very simple experiment that we compute mean perplexity score of prompted input x' with “[MASK]” filled by ground truth label words for each dataset (called PPL_g). Then we reverse the label words filled in previous input examples (e.g., we change “*very pleased.*” to “*not pleased.*” in a positive sentiment example) and recompute mean perplexity score (called PPL_r). Note that this experiment is based on RoBERTa.

The results are presented in Table 9. First, we notice that in Setting 1 (i.e., “[*very/not*] *pleased.*”), the mean perplexity of PPL_g is always smaller than that of PPL_r by a clear margin which is encouraging. This shows that the pre-trained model can perceive the change of semantics in texts. When we see the perplexity of Setting 2 (i.e., “[*yellow/red*] *black.*”), we find out the magnitude of change is much smaller, which demonstrates that replacing label words means almost no difference to models if domain-irrelevant prompting is applied.