

MUG: INTERACTIVE MULTIMODAL GROUNDING ON USER INTERFACES

Tao Li Gang Li Jingjie Zheng Purple Wang Yang Li

Google Research, Mountain View, U.S.A.

{tlinlp, leebird, jingjiezheng, purplewang, liyang}@google.com

ABSTRACT

We present MUG, a novel interactive task for multimodal grounding where a user and an agent work collaboratively on an interface screen. Prior works modeled multimodal UI grounding in one round: the user gives a command and the agent responds to the command. Yet, in a realistic scenario, a user command can be ambiguous when the target action is inherently difficult to articulate in natural language. MUG allows multiple rounds of interactions such that upon seeing the agent responses, the user can give further commands for the agent to refine or even *correct* its actions. Such interaction is critical for improving grounding performances in real-world use cases. To investigate the problem, we create a new dataset that consists of 77, 820 sequences of human user-agent interaction on mobile interfaces in which 20% involves multiple rounds of interactions. To establish our benchmark, we experiment with a range of modeling variants and evaluation strategies, including both offline and online evaluation—the online strategy consists of both human evaluation and automatic with simulators. Our experiments show that allowing iterative interaction significantly improves the absolute task completion by 18% over the entire test set and 31% over the challenging subset. Our results lay the foundation for further investigation of the problem.

1 INTRODUCTION

Natural language understanding on graphical user interfaces (GUIs) is crucial for realizing human-computer interaction and assisting scenarios that have accessibility difficulties (Sarsenbayeva, 2018). Specifically, interpreting user commands into executable actions has drawn increasing interests as it manifests rich research problems including multimodal modeling and natural language grounding (e.g., Li et al., 2017; Gur et al., 2019; He et al., 2020; Li et al., 2020a; 2021). Prior works often consider UI grounding in a single-pass fashion where the model predicts actions with a given instruction without looking backward to refine prediction. However, in a realistic scenario, user instructions can be ambiguous or inaccurate especially when the target action is difficult or inconvenient to articulate. Reasoning in such cases is inherently iterative. Therefore, it is important and beneficial to incorporate interaction for resilient grounding (Suhr et al., 2019; Chandu et al., 2021).

In this paper, we investigate interactive grounding on GUIs, which aligns multimodal input to actionable objects of a screen. We focus on single-screen interaction which is the building block of UI reasoning. Specifically, we introduce the MUG (Multi-turn UI Grounding) task in which the user iteratively guides the agent to select a desired UI object (see Fig. 1). With a given UI and a target object, the user instructs the agent via natural language, ranging from casual intent to more descriptive commands. The agent infers which UI object is intended by the user and highlights it. If the agent is correct, the user can confirm the selection and the grounding is completed. Otherwise, the user issues further guidance, e.g., "*Click the one below*", to the agent to refine its selection. We collect the MUG dataset from live interaction sessions between pairs of human annotators—one acts as the user and the other as the agent. Our dataset has 77, 820 examples, each records the transaction history in a session. Specially, 20% of the dataset are challenging ones as their human commands need multiple rounds to ground, even for human agents.

To establish the benchmark, we experiment with a range of variants to model the dynamics between the two roles. While the main goal of the task is to develop agent models for grounding, we also

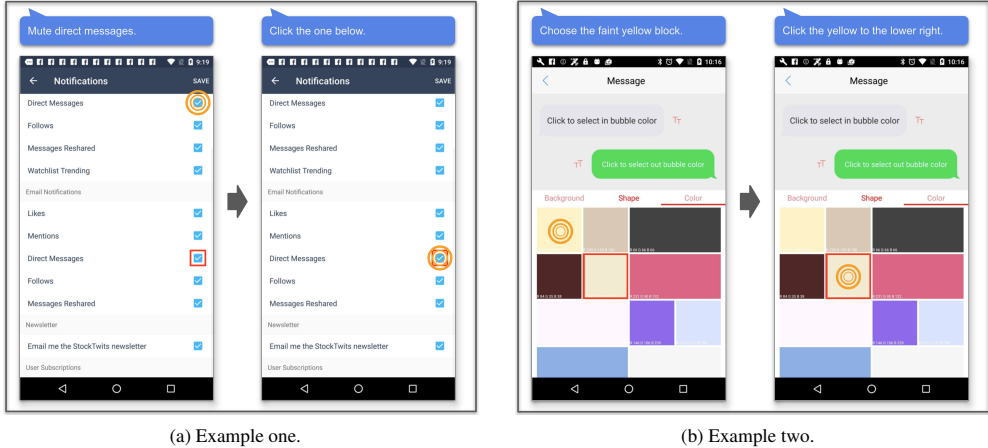


Figure 1: Two illustrative examples of the MUG task. There are two turns in each of these examples. Interactions happen within a single screen. User commands are shown above the screens. The target object is bounded in . Agent choices are marked with .

develop the user models for online instruction simulation. We build our models upon a Transformer-based encoder-decoder architecture (Li et al., 2021), and experiment with various learning methods, including traditional sequence modeling and reinforcement learning. To fully examine the model performances, we evaluate the agent model with a spectrum of evaluation strategies, including both offline and online evaluations. For the online evaluation, we employ both automatic and human evaluations, which include interactions between the agent and the user (either a human or the user model) and offer a comprehensive probe into model understanding. Our experiments show that incorporating interaction substantially improves UI grounding task completion by 18% on the entire dataset and 31% on the challenging set, both in absolute scales. Furthermore, our robustness measurements suggest MUG, while being a seemingly easy single-screen task, is actually difficult since neural agents sometimes struggle to correct themselves, resulting in repeated wrong selections across multiple turns. This suggests large rooms for future improvement in grounding agents.

In summary, our key contributions¹ are:

1. We introduce MUG, a novel interactive vision-language task that focuses on multi-turn language grounding on a graphical UI screen, which is a challenging task that is meant to improve language grounding in realistic UIs.
2. We create a rich dataset that includes 77,820 examples recorded from live sessions between pairs of human users and agents. And 20% of the data are challenging for both human annotators and neural agents.
3. We experiment with a range of model variants and evaluation strategies, showing that iterative interaction significantly improves grounding accuracy by 18% and 31% on the entire and challenging test sets respectively, with automatic assistance from our user models. Our work lays a solid foundation for future investigations on collaborative grounding.

2 BACKGROUND

Multi-modal modeling has a long history of research (e.g., Winograd, 1972; Barnard & Forsyth, 2001; Lavrenko et al., 2003; Plummer et al., 2015; Yu et al., 2016). One important area focuses on grounding objects in images where the natural language is used as an additional input (Chen et al., 2017; Yu et al., 2016; 2018; Fukui et al., 2016; Deng et al., 2021).

Interactive Multimodal Grounding Prior works have formulated grounding as a multi-step reasoning task, e.g., navigation via multiple steps of grounding (e.g., Ku et al., 2020; Gur et al., 2019).

¹The dataset and code for reproducing our experiments will be released at <http://github.com/TBD>.

Our work differs by focusing on agent’s ability to self-correct in synchronized turns of interaction on a UI screen. It is also conceptually linked to repeated reference game (Hawkins et al., 2020), except we use a different form of communication (language-action) instead of dialogue (language-language). Our task leverages iteratively refined instructions on atomic action instead of the increased instruction utility over multi-step actions (Effenberger et al., 2021). Our work models both the user and the agent, and let them communicate online. This is different from single-sided modelings (Suhr et al., 2019; Kojima et al., 2021). Our observation that interaction improves grounding is also in line with dialogue-based works (e.g., Haber et al., 2019; Takmaz et al., 2020).

UI Grounding Grounding UI objects involves automatic completion of actions on web or mobile interfaces (e.g. Pasupat et al., 2018; Li et al., 2020a; He et al., 2020). It is also an important accessibility task for users who are situationally impaired when they are occupied by real-world tasks at hand (Sarsenbayeva, 2018). Compared to grounding on natural images, these tasks usually take well-specified user commands and aim to select the object that best matches the command. The UI image is often encoded via ResNet (He et al., 2016) or ViT (Dosovitskiy et al., 2020). The structure and text features of UI are often encoded by Transformer model (Vaswani et al., 2017). Fusing multimodal information is widely handled by cross-attention (e.g. He et al., 2020; Li et al., 2021; Bai et al., 2021). We adopt these neural components in our benchmark.

Mobile UI Datasets Many grounding tasks, while covering multiple screens, remain one-pass reasoning, such as PIXELHELP (Li et al., 2020a) and MOTIF (Burns et al., 2022). Prior works (e.g., Todi et al., 2021) model sequence of (action, state) pairs via reinforcement learning (RL). In contrast, MUG focuses on correcting a single action on one screen. Tab. 1 summarizes key differences among other Mobile UI datasets. Importantly, MUG is a challenging task as it enables corrective interaction in synchronized turn between user and agent.

Data	Screen	Instruction	Natural Instruction	Interactive Correction
RICO (Deka et al., 2017)	multi	✗	✗	✗
PIXELHELP (Li et al., 2020a)	multi	✓	✓	✗
MOTIF (Burns et al., 2022)	multi	✓	✓	✗
RICO SCA (Li et al., 2020a)	single	✓	✗	✗
REFEXP (Bai et al., 2021)	single	✓	✓	✗
MUG (Ours)	single	✓	✓	✓

Table 1: Comparison to prior mobile UI Datasets.

3 TASK FORMULATIONS

As a grounding task, MUG involves two participants: a user and an agent. Our formulation includes both roles to provide a holistic view of interactive grounding. The user’s goal is to instruct, via natural language, the agent to select the desired object g on the UI screen S . The unique aspect of MUG is that it allows the user to guide the agent *iteratively* to identify the target action by issuing a series of commands, each in response to the agent’s prior inference.

We separate such user-agent interaction into turns. At turn t , the interaction consists of:

$$\begin{cases} c_t : \text{user command,} \\ a_t : \text{agent action.} \end{cases}$$

where the user first instructs the agent with command c_t , and the agent responds with a suggestion of action a_t . Here a_t is essentially the index of object. The task is completed when $a_t = g$.

3.1 AGENT TASK

In MUG, the action space for the agent consists of a set of UI objects to click on the interface, e.g., in Fig 1. Intuitively, we would want the agent to take the desired action g as early as possible, i.e., as few turns as possible. Thus, at turn t , the agent models

$$P_{\theta}(a_t | S, c_{[0,t]}, a_{[0,t-1]}) \quad (1)$$

where θ denotes the agent parameters. This iterative grounding early stops once $a_t = g$ or t reaches a maximum number of turns allowed.

3.2 USER TASK

The user’s role is to provide guidance to the agent through iteratively refined instructions. In contrast to one-pass prediction tasks (e.g. Pasupat et al., 2018; He et al., 2020) where the agent makes a one-shot guess, a MUG user issues follow-up commands that are dependent of prior instructions $c_{[0,t-1]}$ and agent actions $a_{[0,t-1]}$, which is formalized as the following:

$$P_\phi(c_t|S, g, c_{[0,t-1]}, a_{[0,t-1]}) \quad (2)$$

where ϕ denotes the user. Here, the user model is aware of the target object g .

Interplay between User and Agent The agent task (Eq. 1) is the pivot of MUG. The user task (Eq. 2) aims to guide agent towards task completion, which potentially includes online training. In our benchmark, we let the user and agent play together. Although automatic evaluation is not as realistic as human evaluation, it offers a fast, low-cost, and reproducible environment. This setting also allows us to study various questions surrounding the interplay between the two, e.g., whether an automatic user can assist an agent? and whether agent errors would confuse the user?

4 DATASET CREATION

As there is no available dataset for model training and evaluation, we developed an interactive labeling interface to collect data for MUG. Our data collection involves two human annotators to play the roles of the user and the agent respectively in a live session. The user and the agent have two separate views, running on different machines (Appx. A). Both views share the same UI screen and a message box showing instruction history. Our task embodies the *eyes-on, hands-free* situation for mobile interaction where the user is required to only use language for the task, and the machine responds its prediction by highlighting. The user can commit the action if the prediction is confirmed. During a session, only the user can see the target; and the the message box is read-only to the agent thus no language-base dialogue would take place.

4.1 ANNOTATION WORKFLOW

We use the UI corpus, mobile UI screenshots and view hierarchies, from RICO (Deka et al., 2017) and auxiliary object features from the CLAY dataset (Li et al., 2022). Each session starts with a randomly sampled UI object (e.g., a *button*), from the visible view hierarchy, as the target object g . User annotators are encouraged to articulate their initial command (c_0) casually or goal-oriented. We consider such design to cover the realistic scenarios discussed in Sec. 1, and potentially free users from composing long and precise instructions.

In the agent view, all clickable objects on the UI screen are revealed with their bounding boxes highlighted, which show what objects the agent can select, without indicating which one is the target g . The current agent selection is reflected on both the user and the agent’s view. The session continues to the user’s turn if the agent selection does not match g . In follow-up turns, the user is not allowed to repeat a command issued in previous turns, and likewise the agent is not allowed to select an previously chosen object. Upon the agent selection matching the target object in the user view the task is completed. Each session allows up to 5 turns and we filter out those unfinished.

4.2 RESULTS & ANALYSIS

We collected 77,820 examples based on 31,265 unique screens from 7,132 apps (see details in Table 2). We split the dataset into the training, development, and test sets. We use app-wise split (Li et al., 2020b) to avoid potential leaking across sets. As shown in Table 2, the three splits have a similar distribution regarding the number of turns in each example.

In general, users tend to provide short instructions (~ 4 words). Across the dataset, annotators completed $\sim 80\%$ examples in one turn (i.e., one instruction and one selection). The rest 20%

Split	Statistics of examples					Distribution of Turns (%)				
	Apps	Screens	Interactions	Avg. #Turns	Avg. #Token/Turn	1	2	3	4	5
Train	6,039	26,090	65,235	1.24	4.26	78.91	18.31	2.37	0.35	0.06
Dev	544	2,625	6,377	1.23	4.18	79.99	17.77	1.91	0.27	0.06
Test	549	2,550	6,208	1.23	4.18	80.20	16.82	2.55	0.40	0.03
All	7,132	31,265	77,820	1.24	4.25	79.10	18.15	2.35	0.35	0.06

Table 2: Dataset statistics.

dataset is considered to be more challenging, with the majority taking 2 – 3 turns. We call this 20% as the *Challenging* subset. In Sec. 6, we will show that examples requiring more turns for human agents are also more difficult for grounding models. We refer readers to Appx. E for examples.

Note that while the single-turn cases are relatively easy for humans, they are important for establishing a baseline of understanding on the task. In online evaluations (Sec. 6), we will see that models could also struggle with a nontrivial portion of these single-turn cases, which indicates that agents can benefit from interactions with the user to correct their mistakes.

In Table 3, we categorize 200 Challenging examples from the development split. We found follow-up commands are mainly to make spatial adjustments (50% + 10%) or to add extra information.

Percentage	Attribution	Example
50%	Adjusting relative position in the layout.	<i>the value before the text.</i>
31%	Providing more information of the target.	<i>show me channels. → click tv icon.</i>
10%	Adjusting direction/position on the screen.	<i>not reward but collect at the bottom.</i>
3%	Rephrasing the instruction.	<i>go to books. → show me books logo.</i>

Table 3: Major categories for the second turn from 200 examples in the development split.

5 GROUNDING MODELS

Our agent model is based on a transformer encoder-decoder architecture. The encoder comprehends the objects on the UI screen (Sec. 5.1) and the decoder predicts a target action based on the object encodings, the user commands, as well as previous predictions (Sec. 5.2).

5.1 UI ENCODER

Our encoder processes the interface S . Each S consists of two modalities of information, i.e., a screenshot I_S and view hierarchy features ψ (Deka et al., 2017; Li et al., 2022). The concrete list of ψ is in Appx. C. The output is an encoding v^k for each object indexed by k , similar to (e.g., Li et al., 2020a; He et al., 2020; Li et al., 2020b):

$$\Phi_S = \text{ResNet}(I_S) \quad (3)$$

$$v = T_{\text{enc}}(\{\text{ROI}^k(\Phi_S)|\psi^k\}) \quad (4)$$

For the image, we use a pre-trained ResNet-50 (He et al., 2016) which is fine-tuned with other modules. The resulted Φ_S (grid size of $h \times w$) is then mapped to object level by region-of-interest (ROI) pooling (Ren et al., 2015). Finally, we fuse multimodal features for each object by a transformer encoder T_{enc} . The output v stands for a sequence of object encodings which are interaction-agnostic.

5.2 GROUNDING DECODER

We use a causal transformer T_{dec} to predict from interaction history. The architecture is similar to (Li et al., 2021), except we use multi-turn interaction as input, e.g., $c_{[0,t]}$ and $a_{[0,t-1]}$. The output of T_{dec} is a vector z_t that summarizes prior interaction up to c_t :

$$z_t = T_{\text{dec}}(v, c_0, v^{a_0}, c_1, \dots, v^{a_{t-1}}, c_t) \quad (5)$$

where a_t denotes object index, either from model prediction or human selection. The specific input to Eq. 5 will be subject to modeling variants in Sec 6.1. For classification, we use a linear layer f to score the k -th object:

$$a_t = \arg \max_k f([z_t | v^k]) \quad (6)$$

6 EXPERIMENTS

The goal of our experiments is to explore training and evaluation methods for MUG and establish a benchmark. In this section, we discuss training and evaluation setups for the architecture discussed in Sec. 5. We will explore multiple variants for the agent in Sec. 6.1. For automatic evaluation, we present a simple and effective heuristics-based user model and a neural version in Sec. 6.2,. Finally, we show extensive F1 results in Sec. 6.4 and 6.5, robustness in 6.6, ablations in 6.7 and 6.8, and error analysis in 6.9. We refer readers to Appx. D for hyperparameters and F for model predictions.

To avoid confusion, we thereafter use a'_t to refer to the selection predicted by the agent model at turn t , while a_t to the human agent’s selection. Similarly, we refer c'_t to instruction generated by the user model while c_t to the one from the human user.

6.1 AGENT MODELS

Our agent models use the T_{enc} and T_{dec} (in Sec. 5) as a backbone, denoted as θ . Recall that T_{enc} processes S while T_{dec} processes interaction. Here, we discuss different handlings of T_{dec} .

Single or Multi-turn Model The first factor we investigate is how allowing multiple turns helps grounding. For each example, we can feed the entire interaction history as input to the agent model and supervise agent selection on the very last turn T :

$$P_\theta(a'_T = g | S, c_{[0,T]}, a_{[0,T-1]}) \quad (7)$$

We can further reduce the input to be (S, c_0) only, making a single-turn model. To evaluate single-turn model with multi-turn examples, we simply concatenate all c_t into one instruction.

Instruction-only Model To understand how it helps grounding by taking into account of previous actions of the agent in the multi-turn model (Eq. 7), we introduce the command-only baseline, which ignores agent actions (selections) in the interaction history:

$$P_\theta(a'_T = g | S, c_{[0,T]}) \quad (8)$$

Imitation Model Instead of supervising the agent only at the last turn, we can model the entire action sequence as an imitation model:

$$\prod_t P_\theta(a'_t = a_t | S, c_{[0,t]}, a_{[0,t-1]}) \quad (9)$$

This variant investigates whether the supervision of the intermediate actions helps.

Offline RL Lastly, because each turn the agent action affects how the user responds, MUG can be formulated as a RL problem where the user and the UI constitute the environment. We use the Decision Transformer (Chen et al., 2021) for offline RL, by inserting extra learnable return tokens w_t to the T_{dec} before each action: $T_{\text{dec}}(v, c_0, w_0, v^{a_0}, \dots, c_t, w_t)$. The model is:

$$\prod_t P_\theta(a'_t = a_t | S, c_{[0,t]}, w_{[0,t]}, a_{[0,t-1]}) \quad (10)$$

Possible discrete return tokens are $\{1, 2, 3, 4\}$ where 1 on the last turn. During testing, we follow Chen et al. (2021) to force the current turn to have return 1 and adjust prior returns.

6.2 USER MODELS

Here, we design a simple and effective heuristics-based user model, and then develop a neural version. To show automatic online evaluation is a promising direction for MUG, we also conducted human evaluation on a shared set of 500 examples from the test split (Sec. 6.7).

Model	Challenging						All					
	F1 ₀	F1 ₁	F1 ₂	F1 ₃	F1 ₄	avg _{std}	F1 ₀	F1 ₁	F1 ₂	F1 ₃	F1 ₄	avg _{std}
Single	26.8	44.7	45.6	45.7	45.7	46.1 _{1.3}	56.9	60.5	60.7	60.7	60.7	60.3 _{0.8}
Ins-only	25.2	49.7	52.1	52.2	52.2	53.5 _{1.3}	58.5	63.4	63.8	63.8	63.9	64.0 _{0.5}
Multi	25.2	54.2	57.2	57.4	57.4	59.9 _{1.5}	58.6	64.3	64.9	64.9	64.9	65.1 _{0.2}
Imitation	23.5	56.5	59.6	59.6	59.6	59.4 _{1.5}	56.6	63.1	63.7	63.7	63.7	64.0 _{0.8}
Offline RL	24.2	55.4	58.1	58.2	58.2	58.1 _{1.1}	58.0	64.2	64.7	64.8	64.8	65.1 _{0.5}

Table 4: Offline agent F1↑ on the test set. F1₀₋₄ are from model trained with seed 1 and avg_{std} is F1₄ of 5 runs.

Heuristics-based Model We observe that, when the selection a' is incorrect, we can deterministically devise a follow-up instruction by using a template as below:

Not the a'_t , click the g to/on the dir .

This template is to be instantiated on view hierarchy features (in Appx. C). Compared to human follow-ups, heuristic ones are more specific and longer, such as:

- Not the *icon*, click the *action notifications* on the *top right of the screen*.
- Not the *text*, click the *input search* to the *slight right and below of your choice*.

Neural Instruction Model We extend the *Multi* agent architecture to model follow-up commands:

$$P_\phi(c'_t = c_t | S, g, c_{[0,t-1]}, a_{[0,T-1]}) \quad (11)$$

which has decoder $T_{\text{dec}}(v, v^g, c_0, v^{a_0}, c_1, \dots, v^{a_{t-1}})$ at turn t . For training, we teacher-force at each turn ($t > 0$). We found that using heuristics as prompt greatly boosts development CIDEr (Vedantam et al., 2015) to from 70 to 78. For inference, we use greedy decoding with a maximum length of 12.

6.3 METRICS

We focus on evaluating the agent model as it is the pivot task of MUG. Intuitively, we would want the agent to take the desired action g with as few turns as possible. That is,

$$F1_t = \sum_t P(a_t = g | S, c_{[0,t]}, a_{[0,t-1]}) \quad (12)$$

where, in practice, we compute F1_t with early stop over turns to avoid double counting. Clearly, an agent with high F1 and a lower value of t is better than an agent that requires more turns for the same accuracy. With t limited to 0, the task is reduced to a one-pass grounding task.

In an extreme case, we consider an agent with high F1₀ but flat changes in F1_{t > 0} to be problematic, since it questions the agent’s understanding about the interface. For more comprehensive testing, we also use a simple robustness metric for prediction changes across turns:

$$\Gamma = P(|\{a_t\}| \neq T) \quad (13)$$

which is the percentage of examples that have duplicate actions within T valid turns. We observe that user models, unlike human annotators, sometimes give the same instruction across turns, especially when the agent repeats the same error. Therefore, we only count agent selections that are associated with unique instructions in each example, and ignore other turns.

6.4 OFFLINE RESULTS

Tab. 4 presents offline results on the test set, over the *Challenging* (see Sec. 4) and the *All* sets. During inference, we use instructions from the human user and actions from the human agent for turns in between and ask an agent model to predict at each turn. Doing so requires agent models to correct human agent actions, instead of the model’s own. Clearly, the models that take into account interaction history outperform those use none or partially. While the *Ins-only* and the *Imitation* models perform closely on the *All* set, the *Imitation* is stronger on the *Challenging*, and they bear larger margins in online tests.

		Heuristics						Neural					
	Model	F1 ₀	F1 ₁	F1 ₂	F1 ₃	F1 ₄	avg _{std}	F1 ₀	F1 ₁	F1 ₂	F1 ₃	F1 ₄	avg _{std}
Challenging	Single	26.8	39.8	43.3	44.6	44.6	44.1 _{0.5}	26.8	41.7	43.9	44.6	45.2	44.9 _{1.0}
	Ins-only	25.2	47.4	51.7	52.9	53.5	52.9 _{1.4}	25.2	43.4	46.5	48.2	48.5	49.1 _{0.7}
	Multi	25.2	47.8	50.9	51.7	52.4	54.3 _{1.1}	25.2	43.9	47.4	48.9	49.4	50.0 _{1.1}
	Imitation	23.5	39.8	43.3	46.8	48.1	55.2 _{0.4}	23.5	44.1	51.4	55.5	57.6	57.7 _{1.5}
	Offline RL	24.2	47.6	52.7	54.1	54.6	54.6 _{1.2}	24.2	44.6	49.4	51.3	52.0	53.4 _{1.3}
All	Single	56.9	65.2	67.4	68.1	68.1	68.7 _{0.8}	56.9	65.0	66.5	67.0	67.4	67.1 _{0.8}
	Ins-only	58.5	70.9	72.9	73.6	74.0	73.5 _{0.4}	58.5	67.8	69.9	70.9	71.3	70.9 _{0.3}
	Multi	58.6	71.7	72.9	73.3	73.6	74.2 _{0.5}	58.6	67.9	69.8	70.6	70.8	71.1 _{0.6}
	Imitation	56.6	69.1	72.4	73.5	73.9	74.6 _{0.5}	56.6	68.7	72.6	74.4	75.5	75.4 _{0.5}
	Offline RL	58.0	71.6	74.0	74.7	75.0	74.6 _{0.6}	58.0	68.4	71.2	72.2	72.7	73.3 _{0.5}

Table 5: Online agent F1 \uparrow on the test set. F1₀₋₄ are from model trained with seed 1 and avg_{std} is F1₄ of 5 runs.

6.5 ONLINE RESULTS

Tab. 5 presents online test scores. In general, models that are supervised by action sequences (i.e., *Imitation* and *Offline RL*) perform better. Both heuristics-based and neural user models are able to guide agents towards task completion. Comparing *Single*’s F1₀ and *Imitation*’s F1₄, we see that properly using interaction boosts task completion by 18 and 31 on the *Challenging* and *All* test sets.

The average F1₄’s show that heuristics-based user works better, except that the *Imitation* collaborates better with the neural user. This might be attributed to the neural user is trained to mimic human command patterns which can be ambiguous and short, while heuristics are more precise while being artificial. This also implies that a large room for further improvement to the user modeling.

Overall, we can see interactive grounding is a challenging task, even on a single screen. The agent modeling involves robust multimodal understanding to self-correct. The user modeling requires controlled language generation, which is still an open problem. The best task completion rate on the *Challenging* subset is only $\sim 55\%$, suggesting a large room for future improvements.

6.6 AGENT ROBUSTNESS

We take a deeper look at agent behavior in Tab. 6. We observe that agents with higher F1 tend to be more robust (lower Γ). The best agent model (*Imitation*) repeats the same mistake for only 16.8% on the *All* test set. However, if we ignore those examples finished in 1 turn i.e., $T > 1$ columns, the repeating rate rises to $\sim 40\%$. The *Heuristics* user, while generally improves agent F1 more than the *Neural* user, has a mixed robustness impact on the *Imitation* and *Offline RL* agents. On weaker agents (the first 3 rows), the *Heuristics* user leads to more salient robustness. These observations suggest improving agent F1 has a more direct and positive impact on robustness.

	Challenging		All		Challenging (T>1)		All (T>1)	
	Heuristics	Neural	Heuristics	Neural	Heuristics	Neural	Heuristics	Neural
Single	44.4 _{0.9}	44.9 _{1.1}	25.8 _{0.4}	26.9 _{0.3}	60.3 _{0.9}	61.0 _{1.3}	59.1 _{0.9}	61.7 _{0.5}
Ins-only	37.9 _{1.4}	40.5 _{1.0}	21.2 _{0.4}	23.4 _{0.3}	51.4 _{1.3}	55.0 _{0.8}	51.2 _{0.5}	56.4 _{0.9}
Multi	38.3 _{1.3}	41.3 _{1.0}	21.3 _{0.3}	23.8 _{0.5}	51.5 _{1.8}	55.6 _{1.4}	51.3 _{0.8}	57.9 _{1.0}
Imitation	31.0 _{1.2}	28.3 _{1.4}	17.6 _{0.3}	16.8 _{0.5}	40.7 _{1.7}	37.2 _{1.8}	40.7 _{0.5}	38.9 _{1.1}
Offline RL	36.4 _{1.1}	35.5 _{0.8}	19.9 _{0.4}	20.5 _{0.3}	48.6 _{1.0}	47.4 _{1.0}	48.0 _{0.7}	49.5 _{0.8}

Table 6: Agent $\Gamma \downarrow$ on the test split. Results are from 5 random runs. Smaller Γ means more robust.

6.7 AUTOMATIC EVALUATION V.S. HUMAN EVALUATION

To show automatic online test is a promising surrogate for human-in-the-loop evaluation, we compare *Single* with *Multi*² with a group of human annotators (acting as the *user*) (Tab. 7). The results

²We choose these two models as a pilot study since they perform consistently different in all our metrics.

from this human-in-the-loop evaluation are generally consistent with those from the automatic evaluation (Tab. 5). We should also note that such human study is not meant to reflect every minor differences in automatic evaluations.

Model	F1 ₀	F1 ₁	F1 ₂	F1 ₃	F1 ₄	Γ ↓
Single	50.0	56.4	58.2	58.4	59.4	42.6
Multi	49.6	58.4	60.4	62.2	62.6	39.4

Table 7: Human-in-the-loop evaluation on 500 examples from the *All* test set. Models are trained with seed 1.

6.8 ABLATION ON HEURISTICS

To show agent improves from follow-up instructions effectively, instead of overfitting potential artifacts in the dataset, we report our ablation studies in Tab. 8. Specifically, we focus on the heuristics-based user since it offers well-controlled instruction generation. We can see that random heuristics underperform by ~ 14% and repeating the initial instruction is even worse. The Γ scores also suggest that randomly instantiated instructions are less effective in guiding the agent.

<i>Multi</i>	F1 ₀	F1 ₁	F1 ₂	F1 ₃	F1 ₄	avg _{std}	Γ ↓
Heuristics	25.2	47.8	50.9	51.7	52.4	-	40.0
Random _(5 runs)	25.2	32.7	34.3	34.7	35.1	35.6 _{0.9}	51.6 _{1.5}
Repeat <i>c</i> ₀	25.2	29.3	30.9	31.6	32.0	-	-

Table 8: Ablation of instructions using heuristics-based user model for the *Multi* agent on the *Challenging* test set. The *Multi* is trained with seed 1. *Random*: randomly instantiated heuristics for *c*_{*t*>0} across 5 seeds.

6.9 ERROR ANALYSIS

We manually analyze errors from the best agent (*Imitation*). In Tab. 9, we inspect 30 failed development examples (i.e., unfinished after 5 turns) that are subject to the *Neural* user. Due to the role interplay, we also count problematic commands. We observe that the user model sometimes issues repetitive or uninformative instructions starting from the 3rd turn, leading the agent to the same wrong selection. This might be caused by the data sparsity for examples with ≥ 3 turns.

	Agent				User	
Incapabilities	text	icon	UI layout	pos/dir	wrong <i>c</i> _{<i>t</i>}	stale <i>c</i> _{<i>t</i>}
#Example	6	7	9	7	15	27

Table 9: Major error categories of the *Imitation* model on 30 failed development examples (150 turns). *stale c_t*: repetitive/uninformative instruction. Model is trained with random seed 1.

7 CONCLUSIONS

In this paper, we presented MUG, a novel and challenging task for multimodal grounding on UI. MUG requires a grounding agent being able to correct its own prediction, and allows a user to guide the agent via natural language instructions. We contribute a new dataset for the task, investigate various modeling options for the agent and developed multiple evaluation strategies including two user models so as to enable automatic online testing. We found that interaction greatly improves grounding accuracy in the UI domain. Our experiments and analyses also suggest large room for grounding performances, even on a seemingly easy single screen task, which calls for future investigation. Our work contributes to the general effort of multimodal language understanding and its robustness by enabling synchronized multi-turn interactivity.

REFERENCES

- Chongyang Bai, Xiaoxue Zang, Ying Xu, Srinivas Sunkara, Abhinav Rastogi, Jindong Chen, et al. Uibert: Learning generic multimodal representations for ui understanding. In *IJCAI*, 2021.
- Kobus Barnard and David Forsyth. Learning the semantics of words and pictures. In *Proceedings Eighth IEEE International Conference on Computer Vision. ICCV 2001*, volume 2, pp. 408–415. IEEE, 2001.
- Andrea Burns, Deniz Arsan, Sanjna Agrawal, Ranjitha Kumar, Kate Saenko, and Bryan A. Plummer. A dataset for interactive vision language navigation with unknown command feasibility. In *European Conference on Computer Vision (ECCV)*, 2022.
- Khyathi Raghavi Chandu, Yonatan Bisk, and Alan W Black. Grounding ‘grounding’ in NLP. In *Findings of the Association for Computational Linguistics: ACL-IJCNLP 2021*, pp. 4283–4305, Online, August 2021. Association for Computational Linguistics. doi: 10.18653/v1/2021.findings-acl.375. URL <https://aclanthology.org/2021.findings-acl.375>.
- Kan Chen, Rama Kovvuri, and Ram Nevatia. Query-guided regression network with context policy for phrase grounding. In *Proceedings of the IEEE International Conference on Computer Vision*, pp. 824–832, 2017.
- Lili Chen, Kevin Lu, Aravind Rajeswaran, Kimin Lee, Aditya Grover, Misha Laskin, Pieter Abbeel, Aravind Srinivas, and Igor Mordatch. Decision transformer: Reinforcement learning via sequence modeling. *Advances in neural information processing systems*, 34:15084–15097, 2021.
- Biplab Deka, Zifeng Huang, Chad Franzen, Joshua Hibschan, Daniel Afegan, Yang Li, Jeffrey Nichols, and Ranjitha Kumar. Rico: A mobile app dataset for building data-driven design applications. In *Proceedings of the 30th Annual ACM Symposium on User Interface Software and Technology*, pp. 845–854, 2017.
- Jiajun Deng, Zhengyuan Yang, Tianlang Chen, Wengang Zhou, and Houqiang Li. Transvg: End-to-end visual grounding with transformers. *CoRR*, abs/2104.08541, 2021. URL <https://arxiv.org/abs/2104.08541>.
- Alexey Dosovitskiy, Lucas Beyer, Alexander Kolesnikov, Dirk Weissenborn, Xiaohua Zhai, Thomas Unterthiner, Mostafa Dehghani, Matthias Minderer, Georg Heigold, Sylvain Gelly, Jakob Uszkoreit, and Neil Houlsby. An image is worth 16x16 words: Transformers for image recognition at scale. September 2020.
- Anna Effenberger, Rhia Singh, Eva Yan, Alane Suhr, and Yoav Artzi. Analysis of language change in collaborative instruction following. In *Findings of the Association for Computational Linguistics: EMNLP 2021*, pp. 2803–2811, Punta Cana, Dominican Republic, November 2021. Association for Computational Linguistics. doi: 10.18653/v1/2021.findings-emnlp.239. URL <https://aclanthology.org/2021.findings-emnlp.239>.
- Akira Fukui, Dong Huk Park, Daylen Yang, Anna Rohrbach, Trevor Darrell, and Marcus Rohrbach. Multimodal compact bilinear pooling for visual question answering and visual grounding. *CoRR*, abs/1606.01847, 2016. URL <http://arxiv.org/abs/1606.01847>.
- Izzeddin Gur, Ulrich Rueckert, Aleksandra Faust, and Dilek Hakkani-Tur. Learning to navigate the web. In *International Conference on Learning Representations*, 2019.
- Janosch Haber, Tim Baumgärtner, Ece Takmaz, Lieke Gelderloos, Elia Bruni, and Raquel Fernández. The PhotoBook dataset: Building common ground through visually-grounded dialogue. In *Proceedings of the 57th Annual Meeting of the Association for Computational Linguistics*, pp. 1895–1910, Florence, Italy, July 2019. Association for Computational Linguistics. doi: 10.18653/v1/P19-1184. URL <https://aclanthology.org/P19-1184>.
- Robert D Hawkins, Michael C Frank, and Noah D Goodman. Characterizing the dynamics of learning in repeated reference games. *Cognitive science*, 44(6):e12845, 2020.

- Kaiming He, Xiangyu Zhang, Shaoqing Ren, and Jian Sun. Deep residual learning for image recognition. In *Proceedings of the IEEE conference on computer vision and pattern recognition*, pp. 770–778, 2016.
- Zecheng He, Srinivas Sunkara, Xiaoxue Zang, Ying Xu, Lijuan Liu, Nevan Wichers, Gabriel Schubiner, Ruby Lee, Jindong Chen, and Blaise Agüera y Arcas. ActionBert: Leveraging user actions for semantic understanding of user interfaces. December 2020.
- Noriyuki Kojima, Alane Suhr, and Yoav Artzi. Continual learning for grounded instruction generation by observing human following behavior. *Transactions of the Association for Computational Linguistics*, 9:1303–1319, 2021. doi: 10.1162/tacl_a_00428. URL <https://aclanthology.org/2021.tacl-1.77>.
- Alexander Ku, Peter Anderson, Roma Patel, Eugene Ie, and Jason Baldridge. Room-across-room: Multilingual vision-and-language navigation with dense spatiotemporal grounding. In *Proceedings of the 2020 Conference on Empirical Methods in Natural Language Processing (EMNLP)*, pp. 4392–4412, Online, November 2020. Association for Computational Linguistics. doi: 10.18653/v1/2020.emnlp-main.356. URL <https://aclanthology.org/2020.emnlp-main.356>.
- Victor Lavrenko, Raghavan Manmatha, and Jiwoon Jeon. A model for learning the semantics of pictures. *Advances in neural information processing systems*, 16, 2003.
- Gang Li, Gilles Baechler, Manuel Tragut, and Yang Li. Learning to denoise raw mobile UI layouts for improving datasets at scale. *CoRR*, abs/2201.04100, 2022. URL <https://arxiv.org/abs/2201.04100>.
- Toby Jia-Jun Li, Amos Azaria, and Brad A. Myers. Sugilite: Creating multimodal smartphone automation by demonstration. In *Proceedings of the 2017 CHI Conference on Human Factors in Computing Systems*, CHI ’17, pp. 6038–6049, New York, NY, USA, 2017. Association for Computing Machinery. ISBN 9781450346559. doi: 10.1145/3025453.3025483. URL <https://doi.org/10.1145/3025453.3025483>.
- Yang Li, Jiacong He, Xin Zhou, Yuan Zhang, and Jason Baldridge. Mapping natural language instructions to mobile ui action sequences. In *Proceedings of the 58th Annual Meeting of the Association for Computational Linguistics*, pp. 8198–8210, 2020a.
- Yang Li, Gang Li, Luheng He, Jingjie Zheng, Hong Li, and Zhiwei Guan. Widget captioning: Generating natural language description for mobile user interface elements. In *Proceedings of the 2020 Conference on Empirical Methods in Natural Language Processing (EMNLP)*, pp. 5495–5510, Online, November 2020b. Association for Computational Linguistics. doi: 10.18653/v1/2020.emnlp-main.443. URL <https://aclanthology.org/2020.emnlp-main.443>.
- Yang Li, Gang Li, Xin Zhou, Mostafa Dehghani, and Alexey Gritsenko. Vut: Versatile ui transformer for multi-modal multi-task user interface modeling. *arXiv preprint arXiv:2112.05692*, 2021.
- Panupong Pasupat, Tian-Shun Jiang, Evan Liu, Kelvin Guu, and Percy Liang. Mapping natural language commands to web elements. In *Proceedings of the 2018 Conference on Empirical Methods in Natural Language Processing*, pp. 4970–4976, Brussels, Belgium, October–November 2018. Association for Computational Linguistics. doi: 10.18653/v1/D18-1540. URL <https://aclanthology.org/D18-1540>.
- Bryan A Plummer, Liwei Wang, Chris M Cervantes, Juan C Caicedo, Julia Hockenmaier, and Svetlana Lazebnik. Flickr30k entities: Collecting Region-to-Phrase correspondences for richer Image-to-Sentence models. In *2015 IEEE International Conference on Computer Vision (ICCV)*, pp. 2641–2649, December 2015.
- Shaoqing Ren, Kaiming He, Ross B. Girshick, and Jian Sun. Faster R-CNN: towards real-time object detection with region proposal networks. *CoRR*, abs/1506.01497, 2015. URL <http://arxiv.org/abs/1506.01497>.
- Zhanna Sarsenbayeva. Situational impairments during mobile interaction. In *Proceedings of the 2018 ACM International Joint Conference and 2018 International Symposium on Pervasive and Ubiquitous Computing and Wearable Computers*, pp. 498–503, 2018.

- Alane Suhr, Claudia Yan, Jack Schluger, Stanley Yu, Hadi Khader, Marwa Mouallem, Iris Zhang, and Yoav Artzi. Executing instructions in situated collaborative interactions. In *Proceedings of the 2019 Conference on Empirical Methods in Natural Language Processing and the 9th International Joint Conference on Natural Language Processing (EMNLP-IJCNLP)*, pp. 2119–2130, Hong Kong, China, November 2019. Association for Computational Linguistics. doi: 10.18653/v1/D19-1218. URL <https://aclanthology.org/D19-1218>.
- Ece Takmaz, Mario Giulianelli, Sandro Pezzelle, Arabella Sinclair, and Raquel Fernández. Refer, Reuse, Reduce: Generating Subsequent References in Visual and Conversational Contexts. In *Proceedings of the 2020 Conference on Empirical Methods in Natural Language Processing (EMNLP)*, pp. 4350–4368, Online, November 2020. Association for Computational Linguistics. doi: 10.18653/v1/2020.emnlp-main.353. URL <https://aclanthology.org/2020.emnlp-main.353>.
- Kashyap Todi, Gilles Bailly, Luis Leiva, and Antti Oulasvirta. Adapting user interfaces with model-based reinforcement learning. In *Proceedings of the 2021 CHI Conference on Human Factors in Computing Systems*, pp. 1–13, 2021.
- Ashish Vaswani, Noam Shazeer, Niki Parmar, Jakob Uszkoreit, Llion Jones, Aidan N Gomez, Łukasz Kaiser, and Illia Polosukhin. Attention is all you need. *Advances in neural information processing systems*, 30, 2017.
- Ramakrishna Vedantam, C Lawrence Zitnick, and Devi Parikh. CIDEr: Consensus-based image description evaluation. In *Proceedings of the IEEE conference on computer vision and pattern recognition*, pp. 4566–4575, 2015.
- Terry Winograd. *Shrdlu: A system for dialog*. 1972.
- Licheng Yu, Patrick Poirson, Shan Yang, Alexander C Berg, and Tamara L Berg. Modeling context in referring expressions. In *Computer Vision – ECCV 2016*, pp. 69–85. Springer International Publishing, 2016.
- Licheng Yu, Zhe Lin, Xiaohui Shen, Jimei Yang, Xin Lu, Mohit Bansal, and Tamara L Berg. Mattnet: Modular attention network for referring expression comprehension. In *Proceedings of the IEEE Conference on Computer Vision and Pattern Recognition*, pp. 1307–1315, 2018.

A LABELING INTERFACE

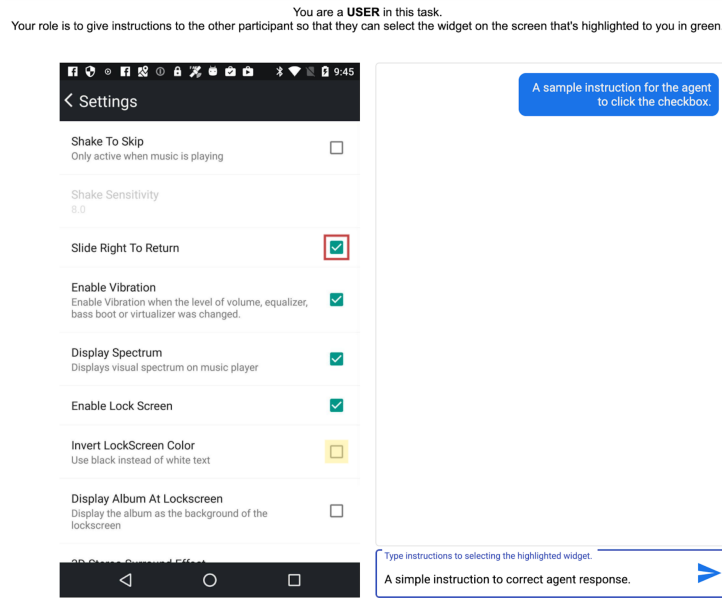
Fig. 2 presents the user and agent views in our data collection interface. In the user view, the user can send commands in the message box, to instruct the agent to select the target object as highlighted by a red bounding box on the UI screen. On the agent’s view, the agent annotator can respond the user request by performing object selection on the UI screen, which has all the clickable objects highlighted. But there is no indication of the target object so the agent annotator has to guess from the user instruction. The agent is not allowed to text back to the user. The agent’s current selection is reflected on the UI screen so the user understands how to further instruct the agent. The annotation task is designed based on the eyes-on hands-free situation of mobile interaction.

B DETAILS OF THE LABELING TASK

The labelers of the task were native English speakers and had experience using mobile phones. They were trained with a few pilot tasks to get familiar with the task, during which we also improved the labeling interface and the guidelines based on labelers’ feedback. The dataset was completed by 30 labelers in 10 batches. The labeling quality was monitored by sampling examples from each batch for manual examination.

C VIEW HIERARCHY FEATURES

Tab. 10 lists the complete features we used. We unify each feature into a real-valued vector. For text attributes (e.g., *text*), we max-pool their non-contextualized token embeddings, which are randomly



(a) The user sees the target object (boxed in red) and the agent selection in the previous round (boxed in yellow). The user can issue commands in the message box.



(b) The agent sees the user commands, and all the available candidates (clickable objects) on the screen, which are all boxed in red, and the current selection boxed in yellow.

Figure 2: MUG annotation interfaces consist of a user view and an agent view.

initialized and trained. For discrete-valued attributes (e.g., *type*), we use a trainable vector for each possible value. The ordering of objects in Eq. 4&5 follows the pre-order traversal in the view hierarchy tree.

Feature	Example
bounding box	[xmin, xmax, ymin, ymax]
leaf	true/false
type	button/checkbox/...
clickable	true/false
text	email address/passcode
resource id	login_icon
dom	[pre/post-order index]

Table 10: Features ψ used for visual structure.

D HYPERPARAMETERS & TRAINING

For all our agent models, we use the same configurations, which are grid-searched based on models’ offline validation performances. Our hyperparameters are chosen from the best offline development F1 scores. For the number of self-attention modules, we grid-searched in $\{1, 2, 4, 6\}$, which resulted in 2 hidden layers for the user interface Transformer encoder and 6 hidden layers for the grounding decoder. Each self-attention module uses 8-head self and encoder-decoder attention with a 256 hidden size. The dropout rate for attention and MLP layers is 0.1, which is grid-searched in $\{0.1, 0.2, 0.5\}$. For learning rate, we grid-searched from $\{1e-3, 3e-4, 1e-4, 3e-5, 1e-5\}$, and use $3e-4$ with linear warmup with cosine annealing for the first 10k steps. All the models are trained to 100k steps with a batch size of 128 on a 32-core Google Cloud TPUv3. Models are evaluated every 1k steps and the version with the best development score is saved. The training time is around 8 hours.

Our neural user model has the same grid-searched configuration as the agent, i.e., 2 encoder layers, 6 decoder layers, 0.1 for dropout, and the same warmup scheduling. The best learning rate is $1e-4$. Different from the agent model, we found the neural user model’s development CIDEr score quickly drops after 6k steps, possibly due to overfitting and data sparsity, thus its training early-stops there.

E EXAMPLES IN THE MUG DATASET

We present some examples from the MUG dataset in Fig. 3 and 4. Each example contains instructions and selections from human user and agent annotators.

F PREDICTION EXAMPLES

Here, we demonstrate predictions from the *Imitation* model. Fig. 5 demonstrates successfully solved examples following the instructions generated by the *Heuristic* user model, while failed ones are in Fig. 6. Similarly, Fig. 7 demonstrates solved ones following the instructions generated by the *Neural* user model, and failed ones are in Fig. 8.

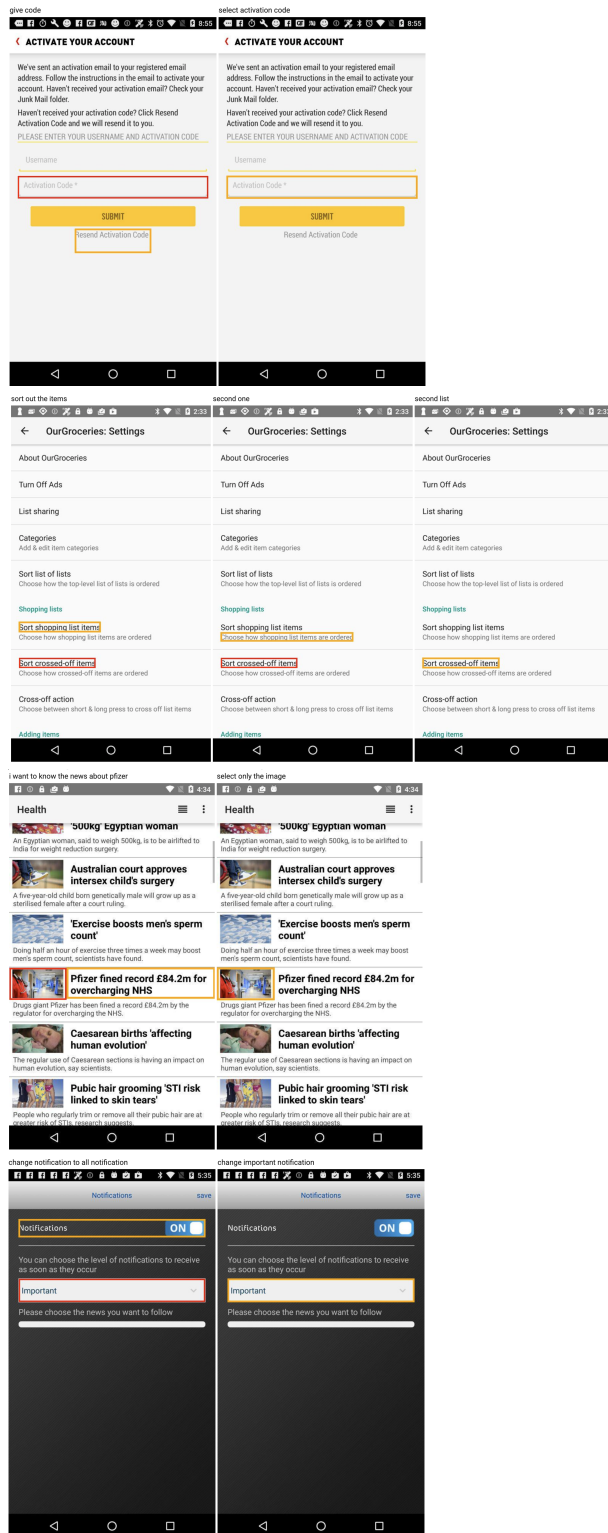


Figure 3: MUG examples 1-4. Instructions are at top of each turn. Agent selection is in and target is in .

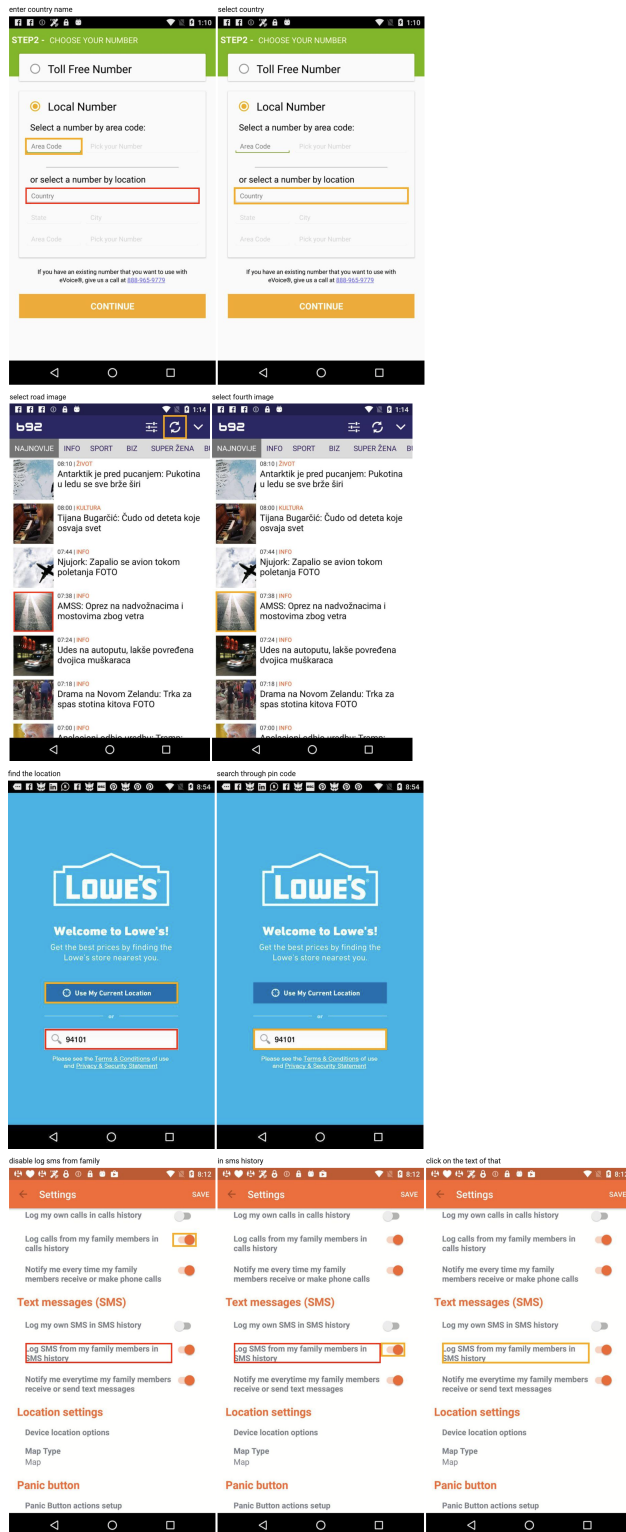


Figure 4: MUG examples 5-8. Instructions are at top of each turn. Agent selection is in and target is in .

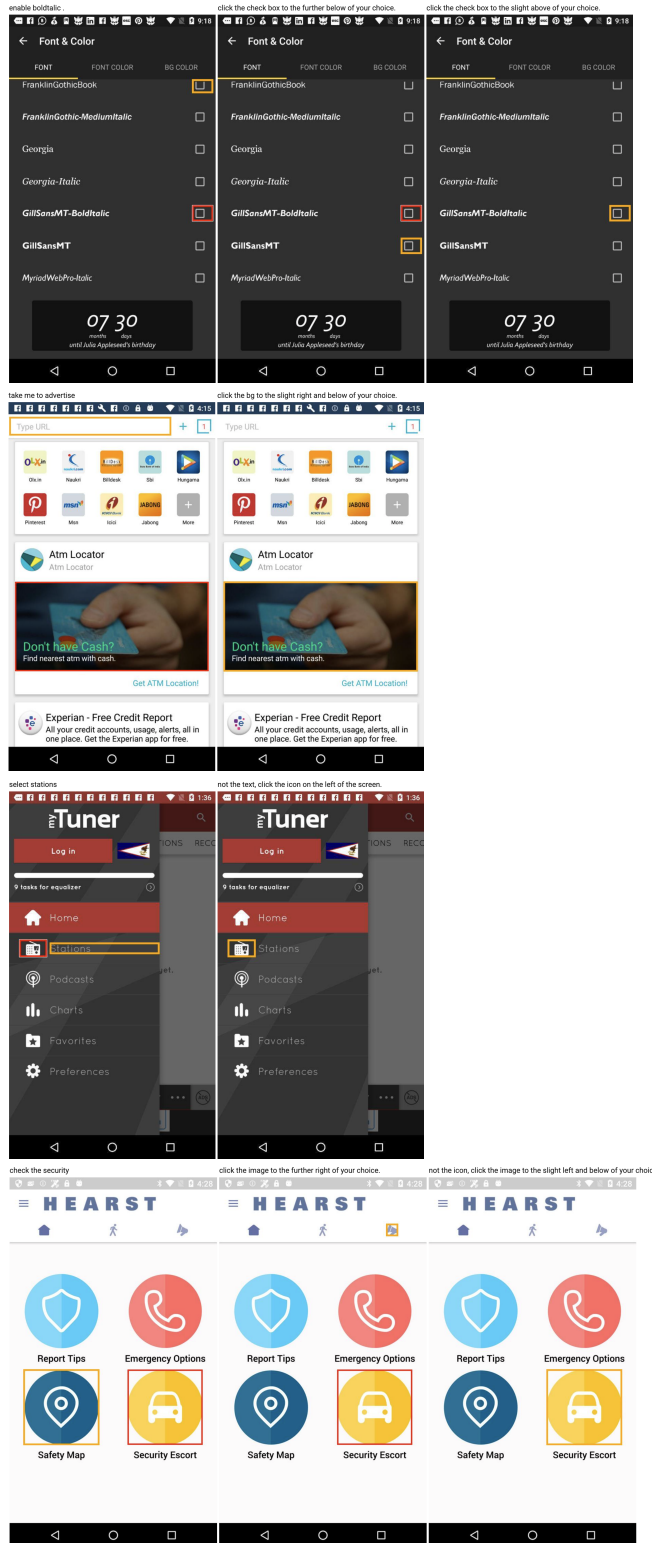


Figure 5: Completed examples by the *Imitation* agent following the instructions generated by the **Heuristic** user.

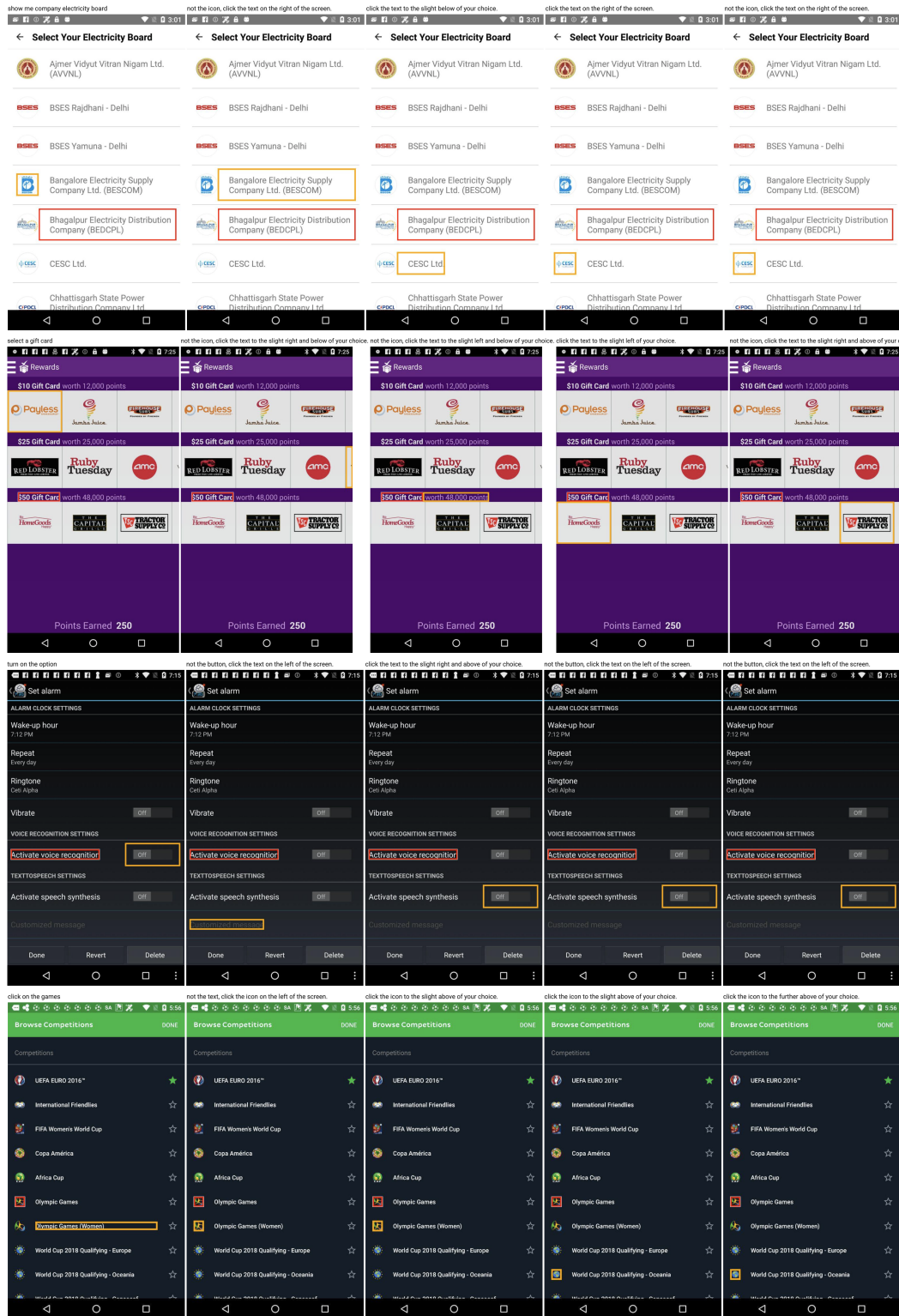


Figure 6: Failed examples by the *Imitation* agent following the instructions generated by the **Heuristic** user.

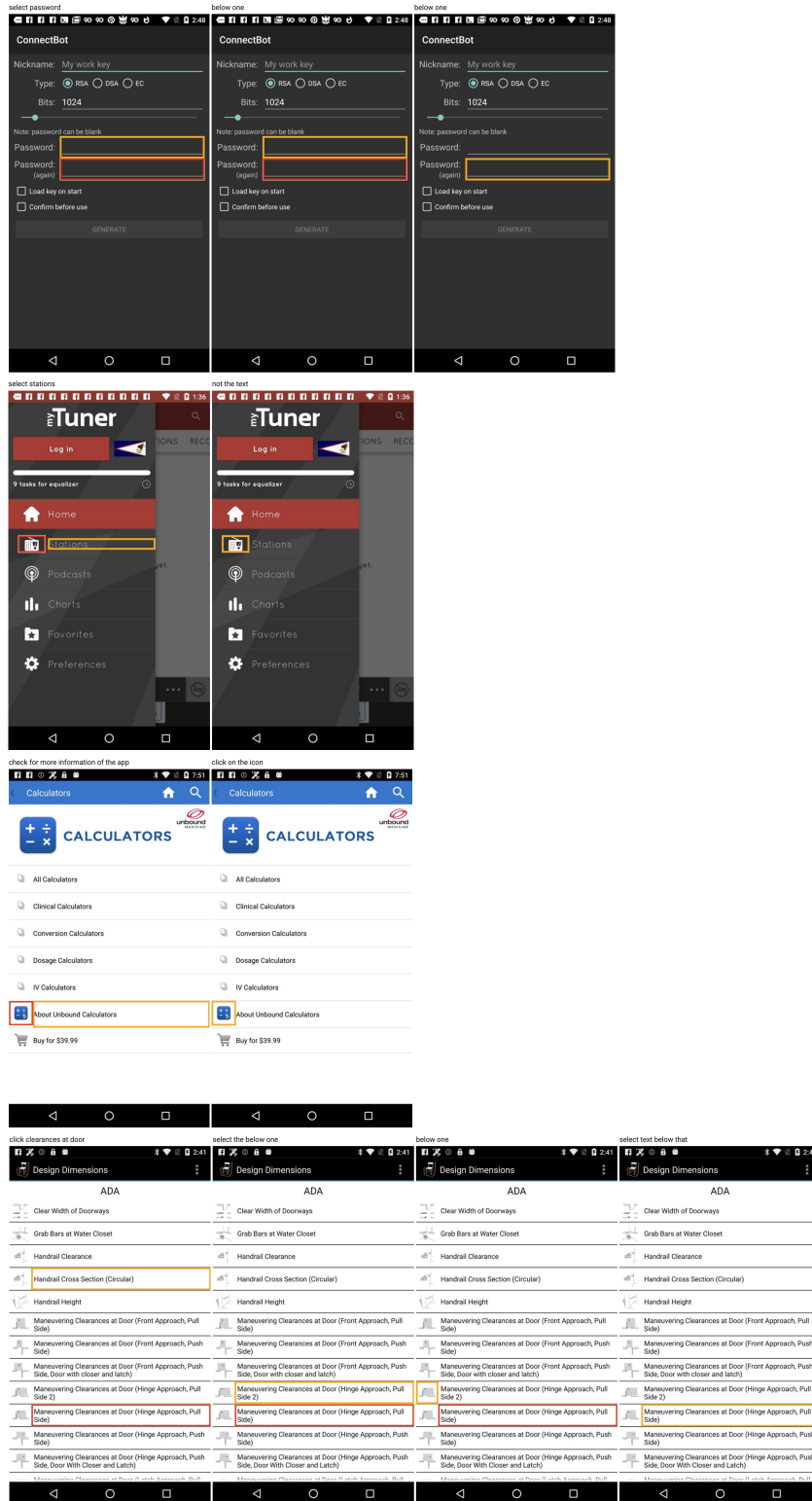


Figure 7: Completed examples by the *Imitation* agent following the instructions generated by the *Neural* user.

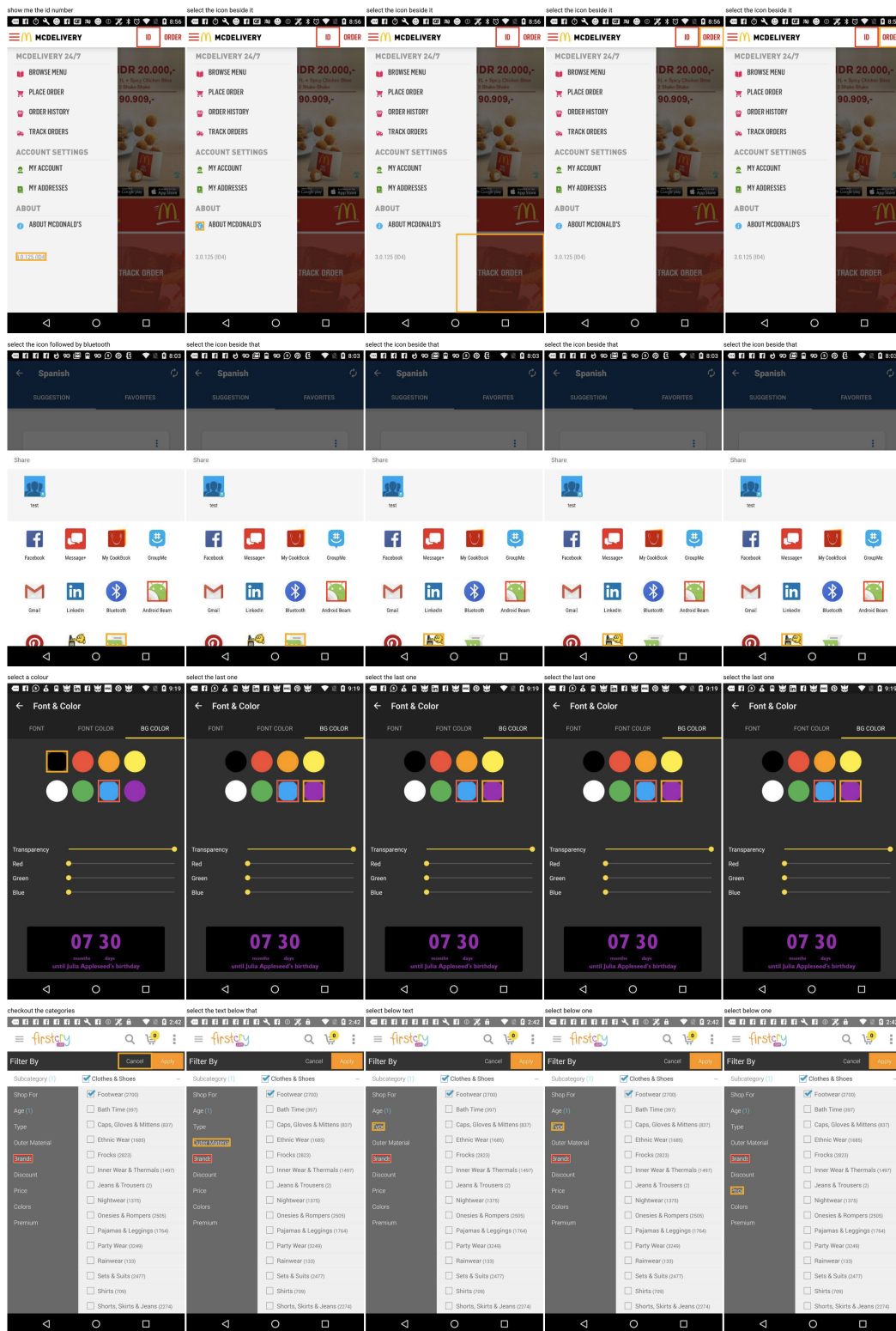


Figure 8: Failed examples by the *Imitation* agent following the instructions generated by the *Neural* user.