

# Quantum representation of finite groups

Ruge Lin<sup>1,2</sup>

<sup>1</sup>Technology Innovation Institute, Abu Dhabi, United Arab Emirates.

<sup>2</sup>Departament de Física Quàntica i Astrofísica and Institut de Ciències del Cosmos (ICCUB),  
Universitat de Barcelona, Martí i Franquès 1, 08028 Barcelona, Spain.

In this article, we offer two methods to map each element of a given finite group into an effective quantum operator, which is a circuit for a quantum computer. In the first one, we directly sum the faithful unitary representation of the group with another unitary representation to obtain a new unitary matrix suitable to act as a quantum operator. In the second one, a Variational Quantum Algorithm is trained after the absolute presentation of the group to construct the quantum circuits. Explicit examples and numerical simulations are provided.

The unitarity theorem states that all finite groups have unitary representations [1]. Additionally, the mathematical core of quantum mechanics lies in the theory of unitary representations of symmetries of physical systems [2, 3]. It is natural to investigate the quantum representation of an arbitrary finite group, that its every element is redefined as an effective quantum operator, which implies the influence of the global phase [4] needs to be considered. The mathematical rules that generate the group are directly represented by this set of physical operators. In the context of quantum computation, quantum representation is the map from a given finite group into circuits.

In the following, we present two approaches. The first way that can be considered "classic to quantum" is to construct quantum circuits from a classically computed complex representation. The second way is more "quantum to classic" that we compose a Variational Quantum Algorithm (VQA) [5] with the group presentation, which even allows us to deduce the full unitary matrices that form a classical representation of the group.

For the first method, given a finite group  $G$ , suppose we have a faithful non-unitary representation  $\tilde{\rho} : G \rightarrow M_m$ , that for each  $g \in G$ ,  $\tilde{\rho}(g)$  is a  $m \times m$  matrix with complex entries. A faithful representation means that it is one-to-one. Therefore, no two distinct elements of  $G$  are mapped into the same matrix. It is a non-trivial work to obtain such a representation of a finite group [6]. However, they are usually provided by mathematicians.

To transform  $\tilde{\rho}$  into unitary, we use the method provided in Ref. [1]. We first define

$$H = \sum_{g \in G} \tilde{\rho}(g)^\dagger \tilde{\rho}(g), \quad (1)$$

which can be proven hermitian [7]. Then there exists a real diagonal matrix  $P$  and a unitary matrix  $W$  such that  $P^2 = W^\dagger H W$ . Finally, for all  $g \in G$ , we define

$$\rho(g) = P W^\dagger \tilde{\rho}(g) W P^{-1}, \quad (2)$$

which can be proven unitary.

Once we have a faithful and unitary representation, we can use it to construct another unitary and faithful representation  $U : G \rightarrow M_D$  with a higher dimension by directly summing it with other unitary representation  $\sigma_i$  (not necessarily faithful)

$$U(g) = \left( \begin{array}{c|c|c} \sigma_1(g) & 0 & 0 \\ \hline 0 & \rho(g) & 0 \\ \hline 0 & 0 & \sigma_2(g) \end{array} \right), \quad (3)$$

where  $D$  denotes to the dimension of Hilbert space. We have  $D = 2^n$  for  $n$  qubits and  $D = 3^n$  for  $n$  qutrits.

The trivial representation can be chosen as  $\sigma_i$  for simplicity, like in Eq. (4), where every element  $g \in G$  is mapped into the  $k \times k$  identity matrix  $I_k$ . The dimension  $k$  can be a number adapting to the quantum system, such as  $k = D - m$ .

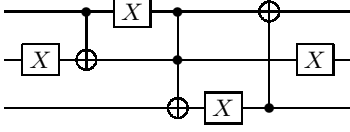
$$U(g) = \left( \begin{array}{c|c} \rho(g) & 0 \\ \hline 0 & I_k \end{array} \right) \quad (4)$$

The extra advantage of using the identity matrix to enlarge the representation is that it eliminates the effect of the global phase. In the faithful representation  $\rho(g)$ , every element of  $G$  is mapped into a different matrix. On the other hand, in the trivial representation, all elements are mapped into  $I_k$ . Therefore, in the representation  $U$ , the identity element  $e$  is the only element mapped into  $I_D$ . It doesn't exist an element  $g$  in  $G$  that verifies  $U(g) = \exp(i\theta) I_D$  with  $\theta \neq 0$  because one block of the full matrix must be maintained as  $I_k$ .

Consider the case when  $D = 2^n$ , after each  $g \in G$  is mapped into a different  $2^n \times 2^n$  unitary matrix, we can use the method provided by [8–11] to mapped it into quantum circuit with a number of *CNOT* gates  $\mathcal{O}(4^n)$ .

In particular, any cyclic group can be mapped into single qubit gates. For example, the element  $g$  in the group  $C_8 = \{e, g, g^2, g^3, g^4, g^5, g^6, g^7\}$  with  $g^8 = e$  can be mapped into a  $T$  gate

$$U(g) = T = \left( \begin{array}{c|c} 1 & 0 \\ \hline 0 & \exp\left(\frac{i\pi}{4}\right) \end{array} \right). \quad (5)$$



**FIG. 1:** Quantum circuit for the element (185)(3674) in the symmetric group  $S_8$ .

Additionally, the monster group  $\mathbb{M}$ , which contains  $\sim 8 \times 10^{53}$  elements, has a rational representation of dimension  $196884 < 2^{18}$  [12] available at [13]. Therefore, it can be represented by 18 qubits.

A 3-qubit example circuit of an element in the symmetric group  $S_8$  is provided in FIG. 1, which involves a *Toffoli* gate. The full unitary matrix of this element is shown in Eq. (6). This type of circuit will provide a quantum advantage with physical implementation of  $n$ -control-qubit *Toffoli* gates [14, 15].

Furthermore, all symmetric groups can be represented as permutation matrices, which are orthogonal and thus unitary. Cayley's theorem states that every finite group  $G$  is isomorphic to a subgroup of a symmetric group [1, 16]. We can have an alternative proof that all finite groups have unitary representation and another way to formulate quantum representation from the classical one. Permutation matrices have 0 and 1 as entries, which implies that the problem related to the global phase can be neglected. For a given finite group  $G$ , there is always a Hilbert space of dimension  $D$ , where the symmetric group  $S_D$  has a subgroup  $H$  isomorphic to  $G$ . The representation of  $H$  is a set of  $D \times D$  permutation matrices that naturally represents  $G$  and are suitable to act as a quantum operator.

$$U((185)(3674)) = \begin{pmatrix} 0 & 0 & 0 & 0 & 0 & 0 & 0 & 1 \\ 0 & 1 & 0 & 0 & 0 & 0 & 0 & 0 \\ 0 & 0 & 0 & 0 & 0 & 1 & 0 & 0 \\ 0 & 0 & 1 & 0 & 0 & 0 & 0 & 0 \\ 1 & 0 & 0 & 0 & 0 & 0 & 0 & 0 \\ 0 & 0 & 0 & 0 & 0 & 0 & 1 & 0 \\ 0 & 0 & 0 & 1 & 0 & 0 & 0 & 0 \\ 0 & 0 & 0 & 0 & 1 & 0 & 0 & 0 \end{pmatrix} \quad (6)$$

For the second method, we directly construct the quantum representation from the presentation of the group. Finite groups can be defined by their absolute presentations [1, 17], which list the essential relations and irrelations that the generators satisfy

$$G = \langle \underbrace{\quad}_{\text{set of generators}} \mid \underbrace{\quad}_{\text{set of relations}}, \underbrace{\quad}_{\text{set of irrelations}} \rangle. \quad (7)$$

Every relation can be written into a formula of a word equal to the identity. A word in the group is defined

as the product of group elements. If  $G$  is generated by elements  $g$  and  $h$  which satisfy the relation  $gh = hg$ , we can transform it into  $h^{-1}ghg^{-1} = e$ , where  $h^{-1}ghg^{-1}$  is a word. The presentation of the cyclic group  $C_8$  is  $\langle g | g^8 = e \rangle$ . However,  $g = e$  will also satisfy the condition  $g^8 = e$ . To eliminate the confusion, we specify that certain words should not equal the identity. These are called irrelations. In the case of  $C_8$ , the irrelation is  $g^4 \neq e$ . Therefore, the absolute presentation of  $C_8$  is  $\langle g | g^8 = e, g^4 \neq e \rangle$ .

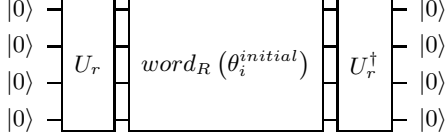
The central principle of this second method is to formulate a quantum operator for each generator of the group. Such that applying these operators in the order given by relations of the group will not change any quantum state of the system. On the other hand, if these operators are applied in the order of irrelations, there will be observable changes to certain quantum states.

Under the scenario of quantum computing, we can construct a VQA to obtain a circuit for each generator. In the VQA, quantum circuits depend on a set of classical parameters that can be adjusted using a quantum-classical optimization loop by minimizing a cost function.

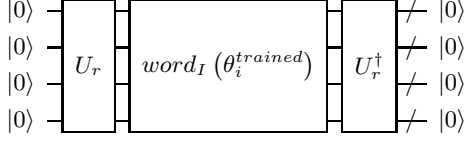
Firstly, each generator is described as a variational ansatz with the same set of parameters. Here we highlight that the ansatz for each generator can be set differently depending on the group. Each word is the concatenation of such ansatzes. Then multiple circuits, as shown in FIG. 2 are trained simultaneously to maximize the amplitude of  $|0\dots 0\rangle$  (minimizing the amplitude of other states). Notice that instead of the ground state of a qubit,  $|0\rangle$  can also be the ground state of qutrit or qudit. The system can be composed of units of quantum information with different levels. A maximization (minimization) always exists if the ansatzes are designed properly. In the worst case, we will obtain the trivial representation where every generator is mapped into the identity circuit. After training, a quantum circuit for each generator can be reconstructed from the numerical output.

Finally, trained parameters are inserted in the verification circuits, as shown in FIG. 3 to check that the word in the irrelation does not equal the identity, such that the quantum representation is faithful. With a large enough Hilbert space and universal ansatzes, the existence of a trained result validated by the verification circuits is justified by the first method. Furthermore, suppose the ansatzes are chosen specifically to avoid the effect of the global phase. In that case, we can obtain a classical and analytical representation of the finite group from the trained parameters.

We use a toy example to explain explicitly how to obtain the quantum representation of a given finite group with these two methods. Let us take one of the 16 elements finite group  $C_2 \times D_4$  [18], which is the direct product of the cyclic group  $C_2$  and the dihedral group  $D_4$ , and transform its elements into a set of 2-qubit quantum circuits.



**FIG. 2:** A quantum variational circuit to train a relation into identity.  $U_r$  is a random unitary. The circuit is well-trained when it transform  $|0\dots 0\rangle$  into  $|0\dots 0\rangle$  with any  $U_r$ .



**FIG. 3:** A quantum circuit to verify that an irrelation is not the identity.  $U_r$  is a random unitary. The circuit is validated if there is one  $U_r$  that transformed  $|0\dots 0\rangle$  into non  $|0\dots 0\rangle$ .

The absolute presentation of  $C_2 \times D_4$  is

$$\begin{aligned} \langle a, b, c | a^2 = b^2 = c^4 = (bc)^2 = 1, ab = ba, \\ ac = ca, a \neq e, b \neq e, ab \neq e, c^2 \neq e \rangle, \end{aligned} \quad (8)$$

where  $ab = ba$  can be converted into  $(ab)^2 = e$  with  $a^2 = b^2 = e$  and  $ac = ca$  can be converted into  $ac^3ac$  with  $a^2 = c^4 = e$ .

For the first method, we use its classical representations, which are [18]

$$\rho(a) = \begin{pmatrix} -1 & 0 & 0 \\ 0 & -1 & 0 \\ 0 & 0 & -1 \end{pmatrix}, \quad (9)$$

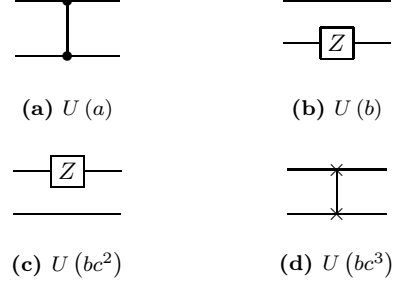
$$\rho(b) = \begin{pmatrix} -1 & 0 & 0 \\ 0 & 1 & 0 \\ 0 & 0 & -1 \end{pmatrix}, \quad (10)$$

and

$$\rho(c) = \begin{pmatrix} 1 & 0 & 0 \\ 0 & 0 & -1 \\ 0 & 1 & 0 \end{pmatrix}. \quad (11)$$

In this case, the representation is already unitary, but the dimension is 3, and  $\rho(a)$  is identical to  $I_3$  with a global phase. To have a unitary matrix that can be transformed into a quantum circuit, we can directly sum an  $I_1$  after each representation. They become

$$U(a) = \begin{pmatrix} -1 & 0 & 0 & 0 \\ 0 & -1 & 0 & 0 \\ 0 & 0 & -1 & 0 \\ 0 & 0 & 0 & 1 \end{pmatrix}, \quad (12)$$



**FIG. 4:** Quantum circuits of the group  $C_2 \times D_4$ .

$$U(b) = \begin{pmatrix} -1 & 0 & 0 & 0 \\ 0 & 1 & 0 & 0 \\ 0 & 0 & -1 & 0 \\ 0 & 0 & 0 & 1 \end{pmatrix}, \quad (13)$$

and

$$U(c) = \begin{pmatrix} 1 & 0 & 0 & 0 \\ 0 & 0 & -1 & 0 \\ 0 & 1 & 0 & 0 \\ 0 & 0 & 0 & 1 \end{pmatrix}. \quad (14)$$

In particular, we have

$$U(bc^2) = \begin{pmatrix} -1 & 0 & 0 & 0 \\ 0 & -1 & 0 & 0 \\ 0 & 0 & 1 & 0 \\ 0 & 0 & 0 & 1 \end{pmatrix}, \quad (15)$$

which is a  $Z$  gate on the first qubit and

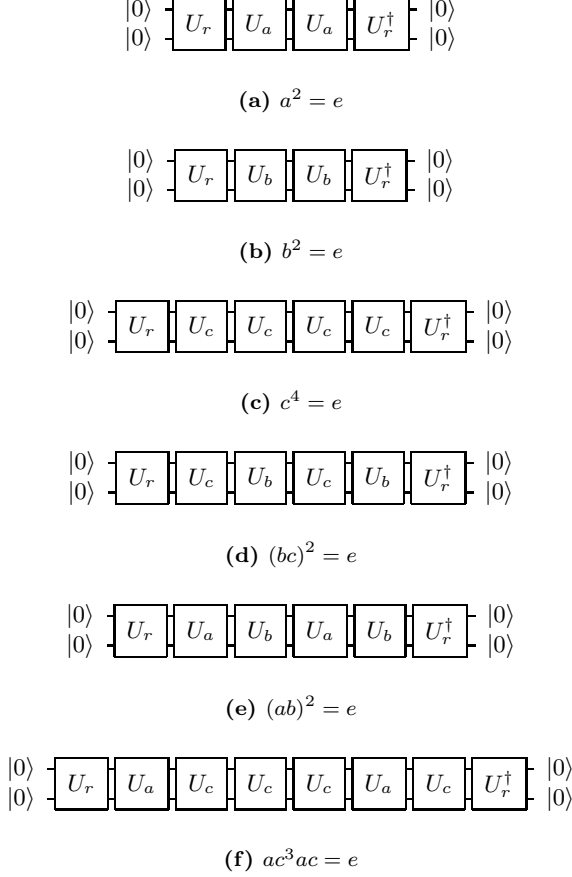
$$U(bc^3) = \begin{pmatrix} 1 & 0 & 0 & 0 \\ 0 & 0 & 1 & 0 \\ 0 & 1 & 0 & 0 \\ 0 & 0 & 0 & 1 \end{pmatrix}, \quad (16)$$

which is a  $SWAP$  gate acting on both qubits. Since  $U(c) = U(bc^2)U(bc^3)$ ,  $U(c)$  can be obtained by applying a  $Z$  gate on the first qubit then  $SWAP$  gate. Other elements can be turned into circuit with FIG. 4.

For the second method, we can construct a set of variational circuits as shown in FIG. 5, where quantum generators are trained with the same ansatz illustrated in FIG. 6 with

$$R_y(\theta) = \begin{pmatrix} \cos(\frac{\theta}{2}) & -\sin(\frac{\theta}{2}) \\ \sin(\frac{\theta}{2}) & \cos(\frac{\theta}{2}) \end{pmatrix}. \quad (17)$$

This ansatz is particularly chosen for three reasons. Firstly, it can not be trained into identity, thus the

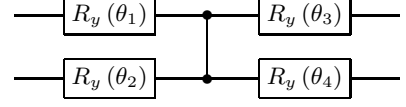


**FIG. 5:** Six variational circuits corresponding to six relations defined in Eq. (8). Notice that only 2 qubits is physically needed instead of 12 since the classical optimization of each loop is performed after the measurement of quantum state.

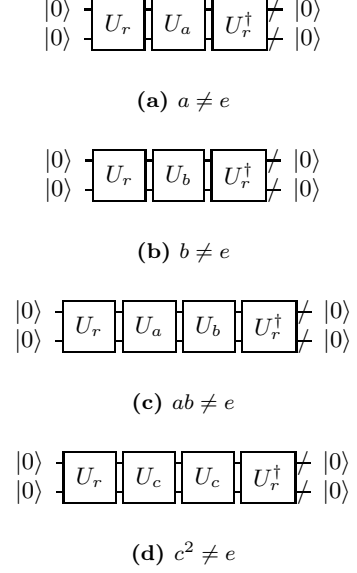
result can not be the trivial representation. In the worse case, when every parameter equals 0, we will have  $U(a) = U(b) = U(c) \neq I_4$ . They form a faithful representation of  $C_2$ , which is a subgroup of  $C_2 \times D_4$ . Secondly, the components of the full unitary matrix are real numbers, and the problem of the global phase will be less disturbing. Thirdly, similar architecture has been widely applied in previous VQA research [19–21].

We perform a numerical simulation with the library Qibo [22] and the final result is shown in TABLE I. The code is provided on GitHub [23]. Our readers are encouraged to test this method with a different finite group or a different ansatz. After obtaining the trained parameters, we can use the circuits in FIG. 7 to verify that the quantum representation is faithful.

Furthermore, by studying the final values of the VQA, we can construct an analytical relation between the parameters as shown in TABLE II. It is not evident to deduce such an interpretation for a more complex group. However, we can settle certain parameters and train the



**FIG. 6:** Variational ansatz



**FIG. 7:** Four circuits to verify that the quantum representation is faithful.

circuits iteratively. For example, in TABLE I,  $\theta_2$  for  $U_a$  and  $U_c$  are approximate, then they can be treated as the same parameter for the second training. Likewise,  $\theta_4$  for  $U_a$  and  $U_c$  have a difference of  $16\pi$ , which can be considered the same for the next iteration. Although it is complicated to expand the full matrices, numerical simulation demonstrates that this analytical relation satisfy circuits in FIG. 5 and FIG. 7 with one arbitrary parameter  $\phi$ . By applying  $\phi = 0$ , the full unitary matrices to represent  $a$ ,  $b$  and  $c$  are given in Eq. (18 - 20). It can be verified numerically that they form a faithful representation of  $C_2 \times D_4$  [23]. In this way, classical representations of the finite group can be reconstructed from the output of the VQA.

$$U_{\phi=0}(a) = \begin{pmatrix} -1 & 0 & 0 & 0 \\ 0 & 1 & 0 & 0 \\ 0 & 0 & -1 & 0 \\ 0 & 0 & 0 & -1 \end{pmatrix} \quad (18)$$

$$U_{\phi=0}(b) = \begin{pmatrix} 1 & 0 & 0 & 0 \\ 0 & 1 & 0 & 0 \\ 0 & 0 & -1 & 0 \\ 0 & 0 & 0 & 1 \end{pmatrix} \quad (19)$$

	$\theta_1$	$\theta_2$	$\theta_3$	$\theta_4$
$U_a$	5.84551571	-8.06312288	-12.12870095	-17.06961836
$U_b$	16.17214308	13.9280257	-9.88895781	4.92153015
$U_c$	13.69949734	-8.06312283	2.00846589	33.19586423

**TABLE I:** One numerical outcome of the VQA.  $U_r$  is also prepared with the ansatz in FIG. 6 with random parameters.

Our readers can try a more general  $U_r$ . The classical optimizer in use is the genetic algorithm *CMA* [24].

	$\theta_1$	$\theta_2$	$\theta_3$	$\theta_4$
$U_a$	$3\pi - \phi$	$3\phi$	$\phi - \pi$	$4\pi - 3\phi$
$U_b$	$\phi$	$3\phi - \pi$	$2\pi - \phi$	$3\pi - 3\phi$
$U_c$	$\frac{\pi - 2\phi}{2}$	$3\phi$	$\frac{\pi + 2\phi}{2}$	$4\pi - 3\phi$

**TABLE II:** One possible analytical interpretation of the numerical result.

$$U_{\phi=0}(c) = \begin{pmatrix} 0 & 0 & -1 & 0 \\ 0 & 1 & 0 & 0 \\ 1 & 0 & 0 & 0 \\ 0 & 0 & 0 & -1 \end{pmatrix} \quad (20)$$

This article provides two systematic approaches to building the quantum representation of an arbitrary finite group and uses detailed examples to demonstrate them. We can convert a classical complex representation into unitary, then directly sum an identity matrix to enlarge it to the dimension of the Hilbert space and eliminate the effect of the global phase. Alternatively, we can design and train a set of variational quantum circuits according to the relations given by the absolute presentation of the group. The final parameters are then tested on quantum circuits that encode the irrelations. With particular circuits and ansatz chosen for the VQA, full matrices of a classical representation can be obtained. These techniques of transformation enable quantum computers to perform calculations of abstract algebra.

The author acknowledges Stavros Efthymiou for valuable support in Qibo, Sergi Ramos-Calderer, Ingo Roth and Prof. J. I. Latorre for helpful discussion.

- 
- [1] Anthony Zee. *Group theory in a nutshell for physicists*, volume 17. Princeton University Press, 2016. Pages 96–97.
  - [2] Vladimir V Kornyak. Computations in finite groups and quantum physics. In *International Workshop on Computer Algebra in Scientific Computing*, pages 263–279. Springer, 2011.
  - [3] Stan Gudder. Quantum mechanics on finite groups. *Foundations of Physics*, 36(8):1160–1192, 2006.
  - [4] Michael A Nielsen and Isaac Chuang. Quantum computation and quantum information, 2002.
  - [5] Marco Cerezo, Andrew Arrasmith, Ryan Babbush, Simon C Benjamin, Suguru Endo, Keisuke Fujii, Jarrod R

- McClean, Kosuke Mitarai, Xiao Yuan, Lukasz Cincio, et al. Variational quantum algorithms. *Nature Reviews Physics*, 3(9):625–644, 2021.
- [6] László Babai and Lajos Rónyai. Computing irreducible representations of finite groups. *Mathematics of computation*, 55(192):705–722, 1990.
- [7] *Weyl’s Unitarity Trick*. <http://mathonline.wikidot.com/weyl-s-unitarity-trick#toc0>.
- [8] Juha J Vartiainen, Mikko Möttönen, and Martti M Salomaa. Efficient decomposition of quantum gates. *Physical review letters*, 92(17):177902, 2004.
- [9] Chi-Kwong Li, Rebecca Roberts, and Xiaoyan Yin. Decomposition of unitary matrices and quantum gates. *International Journal of Quantum Information*, 11(01):1350015, 2013.
- [10] Anna M Krol, Aritra Sarkar, Imran Ashraf, Zaid Al-Ars, and Koen Bertels. Efficient decomposition of unitary matrices in quantum circuit compilers. *Applied Sciences*, 12(2):759, 2022.
- [11] Mikko Möttönen and Juha J Vartiainen. Decomposition of general quantum gates. 2006.
- [12] John Horton Conway. *Atlas of finite groups: maximal subgroups and ordinary characters for simple groups*. Oxford University Press, 1985.
- [13] Martin Seysen. <https://github.com/Martin-Seysen/mmgroup>.
- [14] T Monz, K Kim, W Hänsel, M Riebe, AS Villar, P Schindler, M Chwalla, M Hennrich, and R Blatt. Realization of the quantum toffoli gate with trapped ions. *Physical Review Letters*, 102(4):040501–040501, 2009.
- [15] Nilesh Goel and JK Freericks. Native multiqubit toffoli gates on ion trap quantum computers. *Quantum Science and Technology*, 6(4):044010, 2021.
- [16] Charles C Pinter. *A book of abstract algebra*. Courier Corporation, 2010.
- [17] Bernhard H Neumann. The isomorphism problem for algebraically closed groups. In *Studies in Logic and the Foundations of Mathematics*, volume 71, pages 553–562. Elsevier, 1973.
- [18] Tim Dokchitser. <https://people.maths.bris.ac.uk/~matyd/GroupNames/1/C2xD4.html>.
- [19] Carlos Bravo-Prieto, Josep Lumbrales-Zarapico, Luca Tagliacozzo, and José I Latorre. Scaling of variational quantum circuit depth for condensed matter systems. *Quantum*, 4:272, 2020.
- [20] Jonathan Romero, Jonathan P Olson, and Alan Aspuru-Guzik. Quantum autoencoders for efficient compression of quantum data. *Quantum Science and Technology*, 2(4):045001, 2017.
- [21] Carlos Bravo-Prieto. Quantum autoencoders with enhanced data encoding. *Machine Learning: Science and Technology*, 2(3):035028, 2021.
- [22] Stavros Efthymiou, Sergi Ramos-Calderer, Carlos Bravo-Prieto, Adrián Pérez-Salinas, Diego García-Martín, Artur Garcia-Saez, José Ignacio Latorre, and Stefano Carrazza. Qibo: a framework for quantum simulation with hardware acceleration. *Quantum Science and Technology*, 7(1):015018, dec 2021.
- [23] Ruge Lin. <https://github.com/GoGoKo699/group-to-circuits>.
- [24] Nikolaus Hansen, yoshihikoueno, ARF1, Kento Nozawa, Luca Rolshoven, Matthew Chan, Youhei Akimoto, brieglhostis, and Dimo Brockhoff. *Cma-es/pycma: r3.2.0*, February 2022.