

# IvySyn: Automated Vulnerability Discovery for Deep Learning Frameworks

Neophytos Christou\*, Di Jin\*, Vaggelis Atlidakis\*, Baishakhi Ray†, and Vasileios P. Kemerlis\*

†Columbia University

rayb@cs.columbia.edu

\*Brown University

{neophytos\_christou, di\_jin, evangelos\_atlidakis}@brown.edu, vpk@cs.brown.edu

**Abstract**—We present **IvySyn**: the first fully-automated framework for vulnerability discovery in Deep Learning (DL) frameworks. **IvySyn** leverages the statically-typed nature of native APIs in order to automatically perform type-aware mutation-based fuzzing on low-level kernel APIs. Given a set of offending inputs that trigger memory safety and fatal runtime errors in low-level, native DL (C/C++) code, **IvySyn** automatically synthesizes code snippets in high-level languages (e.g., in Python), which propagate offending inputs via high(er)-level APIs. Such code snippets essentially act as “*Proof of Vulnerability*”, as they demonstrate the existence of bugs in native code that attackers can target through various high-level APIs. Our experimental evaluation shows that **IvySyn** significantly outperforms past approaches, both in terms of efficiency and effectiveness, in finding real vulnerabilities in popular DL frameworks. Specifically, we used **IvySyn** to test TensorFlow and PyTorch: although still an early research prototype, **IvySyn** has already helped the corresponding TensorFlow and PyTorch framework developers to identify and fix 58 previously-unknown security vulnerabilities, and assign 36 unique CVEs.

## 1. Introduction

Artificial Intelligence (AI) is increasingly employed by software systems that impact virtually every aspect of modern society, ranging from economy and health to science and education. In fact, the US Department of Energy predicts that during the next five years, AI will be part of *mission-critical* systems that affect the health, safety, and welfare of the public, such as systems related to: our telco. infrastructure; water supply and electrical power; roadway, railway, and air transportation; banking and financial services; public safety; healthcare; as well as public services and administration [1]. Deep Learning (DL) has been at the forefront of such efforts. For instance, mobility-as-a-service providers, like Uber, rely on DL to match riders to drivers, suggest optimal routes, find sensible pool combinations, and create next-generation intelligent vehicles, in an attempt to provide reliable transportation to everyone [2].

PyTorch [3] and TensorFlow [4] are perhaps the most widely-adopted DL frameworks that are used in various *safety-critical* settings, like autonomous driving: e.g., Lyft and Tesla rely on PyTorch to solve problems related to the

self-driving domain, such as mapping, perception, prediction, and planning [5], [6]. In addition, TensorFlow is part of the operational infrastructure of key stakeholders in technology, including Google, Twitter, Intel, Arm, and Qualcomm [7].

Such frameworks typically provide a set of rich high-level APIs to model developers [8], to allow them integrate DL functionality into end-to-end, real-world systems [9]. These developer-accessible APIs perform DL-specific *operations* [10]–[12] and are usually implemented in memory-safe languages, like Python [13]. However, the essential parts of such operations—which are called *kernels*—are implemented in memory-unsafe languages, like C/C++, to boost performance and allow for execution in different platforms (e.g., CPUs, GPUs, TPUs) [14], [15]. As is the case with all software codebases, DL frameworks have bugs in their underlying implementations, and it has been empirically shown that such bugs may cause incorrect/inconsistent functionality, numerical errors, performance degradation, memory exhaustion and CPU/GPU/TPU lockups, and fatal runtime and memory safety errors [16]–[19].

Bugs in *kernel code* are of special interest, however, as they may result in memory safety errors [20] that, in turn, can be abused by attackers (via specially-crafted inputs passed to high-level APIs) for corrupting or leaking memory contents [21], or even cause the respective runtime environment to crash, effectively leading to a DoS [22]—the latter can be extra problematic in containerized, cloud settings (e.g., AWS DL Containers) [23]. It should therefore come as no surprise that both TensorFlow and PyTorch developers treat such software defects as *vulnerabilities* of great importance and of the highest priority<sup>1</sup>. In fact, in 2021–2022 alone, TensorFlow had more than 280 CVE numbers assigned for (potentially-exploitable) vulnerabilities related to memory safety issues [27], and similar vulnerabilities also exist in the PyTorch codebase [26], [28]–[30].

The question, then, becomes, can we detect such vulnerabilities—affecting, millions, if not billions, of users implicitly and explicitly—in an automated and actionable manner? And

1. “As a general rule, it is incorrect behavior for TensorFlow to access memory it does not own, or to terminate in an unclean way. Bugs in TensorFlow that lead to such behaviors constitute a vulnerability.”—TensorFlow Security [24], [25].

“Whatever the use case is, a segfault is never ok and we should fix it with high priority.”—PyTorch developer [26].

can it be done at scale? Even across complex frameworks? With multiple layers of abstractions, implemented in code-bases consisting of different low- and high-level languages, with potentially mismatched security assumptions?

Although past approaches have attempted to answer similar questions by employing fuzzing directly on high-level APIs, they are either: semi-automated, and require domain-expert annotations for specifying valid argument-value combinations [31]; or not-automated at all, and require developers to manually write helper code [32]. We take the converse path and introduce a two-fold bottom-up approach, implemented in our `IvySyn` framework. `IvySyn` leverages the statically-typed nature of native APIs in order to automatically perform type-aware mutation-based fuzzing on low-level kernels. Next, given a set of offending inputs that trigger memory safety and fatal runtime errors in low-level, native DL (C/C++) code, it automatically synthesizes code snippets in high-level languages (e.g., in Python), which propagate offending inputs via high(er)-level APIs. Such code snippets essentially act as “*Proof of Vulnerability*” (PoV), as they demonstrate the existence of bugs in native code that attackers can target through various high-level APIs.

We implemented `IvySyn` in C/C++ and Python ( $\approx 3$  KLOC). Our experimental evaluation shows that `IvySyn` significantly outperforms past approaches, both in terms of efficiency and effectiveness, in finding real vulnerabilities in popular DL frameworks. Specifically, we used `IvySyn` to test TensorFlow and PyTorch. Our results are encouraging: although still an early research prototype, `IvySyn` has already helped the corresponding TensorFlow and PyTorch framework developers to identify and patch 58 previously-unknown security vulnerabilities, in the latest production versions, and assign 36 unique CVEs.

## 2. Background and Motivation

**Typical Architecture of Deep Learning Frameworks.** DL frameworks, such as TensorFlow [4] and PyTorch [3], typically consist of multiple layers of abstractions. At the lowest layer, native *low-level APIs*, or *kernels*, implement DL-specific operations for various devices, such as TPUs, GPUs, and CPUs. Depending on the supported devices, each *operation* may have one, or more, equivalent kernels available for it. Operations that are intended to be accessible by model developers have *bindings* mapping them to high-level languages (e.g., Python), while, ultimately, these bindings are wrapped around *high-level APIs* that expose them to framework users.

- **Kernels:** The core functionality of DL frameworks is provided by native C/C++ code, implementing standard operations, such as tensor manipulation, mathematical, convolutional, and gradient computations, pooling, and other DL-specific operations [14], [15]. The actual, native implementations of such operations are called *kernels*. Implementing core operations in a language like C/C++ not only provides better performance, compared to a high-level language implementation, but also allows framework developers to implement multiple, optimized versions for different hardware devices (e.g., CPUs, GPUs, and TPUs) [9]. The kernels

are recommended to avoid using (or depending on) *shared state* [33], with each invocation being self-contained (to the extent possible), in order to be easily parallelizable. This is an important property that `IvySyn` builds upon to seamlessly add the appropriate kernel fuzzing hooks (§4).

- **Bindings:** Even though DL frameworks provide low-level, kernel APIs [34], [35], model developers typically perform DL-specific operations through high-level languages, such as Python. Thus, in order to expose a subset of these operations through developer-accessible APIs, DL frameworks generate high-level *bindings* [33], [36]. These bindings translate input arguments fed to, say, Python APIs, into the corresponding C/C++ arguments, and transparently invoke the appropriate kernel, abstracting away various implementation details regarding the underlying foreign-function interface [37]–[39]. `IvySyn` builds upon the inherent DL framework mappings (from bindings to kernels, and vice versa) and low-level crashing inputs to synthesize code snippets involving the respective high-level APIs (§4.4). These bindings are publicly-exposed and callable from, say, Python, giving an attacker more direct access to exploitable vulnerabilities in the native kernel implementations.

- **High-level APIs and DL Models:** High-level language bindings (such as the ones described above [33], [36]) are further wrapped by other, high-level APIs that are language-specific (e.g., implemented in Python). The latter may add some abstraction over the raw binding, like pre-processing or extra sanity checks for the arguments, before invoking the respective operations [40], [41]; or may be mere wrappers, adding documentation and uniformly-exporting operations to framework modules [42]. Eventually, the high-level APIs that wrap around bindings of kernel operations are the ones intended to be used by model developers. We call these developer-accessible and documented APIs, *high-level APIs*. Typically, multiple such high-level APIs are utilized when building *DL models* [8], [13] for various tasks, such as image classification for self-driving cars [43], [44], malware detection [45], [46], and face recognition [47], [48].

**Testing Deep Learning Frameworks.** DL frameworks have bugs in their underlying implementations, and it has been empirically shown that such bugs may cause memory safety errors<sup>2</sup>, fatal runtime errors, incorrect or inconsistent functionality, numerical errors, performance degradation, memory exhaustion and CPU/GPU/TPU lockups [16]–[19]. Bugs in the native, C/C++, parts of DL frameworks (e.g., kernels) are of special interest, since they may result in fatal runtime errors and memory safety errors that can be abused by attackers.

One path towards finding such bugs is to make use of pre-trained DL models and continuously: (1) perform alternations on them (e.g., by removing, duplicating, and shuffling parameters, or by modifying training data) [19], [52]–[55]; and (2) feed them back to the target DL frameworks hoping to trigger some erroneous behavior. However, since the unit of mutations is DL models, these works mostly uncover errors

2. According to the SANS institute, memory safety errors *top* (and dominate) the list of the “top 25 most dangerous software errors” [49], while vendors like Microsoft and Google attribute  $\approx 70\%$  of the identified vulnerabilities in their products to memory safety issues [50], [51].

related to incorrect or inconsistent functionality, numerical errors, and performance degradation (re: model accuracy).

On the other hand, mutation-based approaches that perform alternations on the input arguments of high-level APIs [31], [32], [56], indeed, generate erroneous inputs that transfer through the stack of abstractions to native kernel implementations, and trigger memory safety and fatal runtime errors. Yet, because high-level APIs are not statically-typed, past approaches are semi-automated or no-automated, at all. That is, a domain-expert has to *manually* add annotations (with precise information about valid argument-value combinations) [31] or implement helper code (i.e., drivers) and add type-awareness [32] for high-level APIs.

**Automated Vulnerability Discovery.** Our goal is to automatically uncover offending inputs that can be passed to high-level DL framework APIs, transfer through the various layers of abstractions, and trigger fatal runtime and memory safety errors in low-level, native code. Our key insight towards full automation, is to take a two-fold, bottom-up approach: first, we leverage the statically-typed nature of native APIs, which allows us to perform type-aware mutation-based fuzzing on low-level kernel APIs; next, given a set of offending inputs for low-level APIs, we leverage the inherent DL framework mappings from low- to high-level APIs and synthesize code snippets, which trigger memory errors on low-level, native code with inputs passed to high-level APIs. We realize our bottom-up approach in a framework called `IvySyn`, which is fully automated and needs no domain-expert annotations or manually-written driver code.

### 3. Overview and Approach

We introduce an *automated, bottom-up* approach for testing DL framework implementations with the end goal of uncovering security vulnerabilities. Given a set of native DL kernels, our framework, `IvySyn`, automatically aims at answering *two* questions:

- 1) Are there any offending low-level API inputs that can trigger memory errors in native DL kernels?
- 2) If answer to the question above is affirmative, are there any high-level APIs that can propagate the offending inputs to the low-level kernel implementations?

`IvySyn` leverages mutation-based fuzzing [57] with type-aware mutations to test the native kernels, and uncover *crashing inputs*. Then, armed with a set crashing inputs, it automatically *synthesizes* appropriate code snippets that trigger the respective errors from high-level APIs.

Each such code snippet acts as a “*Proof of Vulnerability*” (PoV), as it demonstrates: (1) *the existence of a bug in kernel code that can result in memory corruption or disclosure (integrity/confidentiality violation), or even halt the whole DL framework runtime (availability violation); and (2) that an attacker can trigger this bug via a high-level API*, which is available to model developers or even end users (depending on how the DL model “consumes” untrusted user inputs when integrated into real-world systems) [24].

**Types of Errors.** The focus of our framework is on uncovering crashing inputs that trigger: (a) *memory safety errors*,

---

```

1 # Crashing input for TensorFlow kernel
2 # EditDistanceOp::Compute()
3 Tensor<type: int64 shape: [3,3]
4   values: [-1250999896764 ...]...>
5 Tensor<type: int64 shape: [3]
6   values: 0 0 0>
7 Tensor<type: int64 shape: [3]
8   values: 0 0 0>
9 Tensor<type: int64 shape: [2,3]
10  values: [0 0 0]...>
11 Tensor<type: int64 shape: [2]
12  values: -1879048192 -1879048192>
13 Tensor<type: int64 shape: [3]
14  values: 2 1 1>

```

---

Listing 1: Crash report produced by `IvySyn` while fuzzing `EditDistanceOp::Compute()` of the TensorFlow API `tf.raw_ops.EditDistance` [59].

like (arbitrary) memory corruption and memory disclosure vulnerabilities [21]; and (b) *fatal runtime errors*—both (a) and (b) manifest as crashes (i.e., abnormal process termination with `SIGABRT`, `SIGFPE`, and `SIGSEGV` exceptions) during fuzzing/runtime.

Mutation-based fuzzing, has been very successful over the last decade in uncovering (hundreds of) such errors in native APIs [58]. `IvySyn` further augments traditional mutation-based fuzzing (whose mutations are typically on byte-level granularity) with *type-aware* mutations (see §4.3) by leveraging the strongly-typed nature of native APIs. The whole process is fully-automated: `IvySyn` intercepts native kernel implementations and adds appropriate fuzzing hooks, which are then force-executed—within a proper calling context—with the aid of existing developer-provided high-level unit tests (see §4.1 and §4.2).

**Crash Reports.** Listing 1 illustrates a crash report, which was generated by `IvySyn` while fuzzing the kernel `EditDistanceOp` of the TensorFlow API `tf.raw_ops.EditDistance` [59]—which is used for computing the Levenshtein edit distance. The report captures the offending input(s) of a *real*, previously-unknown, vulnerability that was uncovered by `IvySyn`, and corresponds to an *invalid memory write* via a pointer (i.e., memory corruption). `IvySyn` crash reports contain information regarding the offending input, including the concrete values about the tensor(s) involved (dimensionality and contents, type of the respective values, *etc.*; ln. 3–14).

Since `IvySyn` produces crash reports automatically, it would be possible to synthesize C/C++ programs that invoke a crashing kernel (e.g., `EditDistanceOp`) with the respective offending input. However, a native code snippet would not be sufficient for framework developers to replicate and analyze the corresponding bug; it is unclear whether the bug is actually triggerable by an API available to model developers (or users), or not. Specifically, when presented with a crashing kernel, framework developers have to *manually*: (a) identify high-level APIs that, when invoked, result into the execution of the offending kernel code; (b) experiment with the arguments of those (high-level) APIs so that the target (low-level, kernel) code ends-up being

---

```

1 # Automatically-synthesized, error triggering
2 # code for TensorFlow binding
3 # tf.raw_ops.EditDistance()
4 import tensorflow as tf
5
6 hypothesis_indices = tf.constant(-125099896764,
7                                 shape=[3,3], dtype=tf.int64)
8 hypothesis_values  = tf.constant(0,
9                                 shape=[3], dtype=tf.int64)
10 hypothesis_shape   = tf.constant(0,
11                                 shape=[3], dtype=tf.int64)
12 truth_indices     = tf.constant(0,
13                                 shape=[2,3], dtype=tf.int64)
14 truth_values      = tf.constant(-1879048192,
15                                 shape=[2], dtype=tf.int64)
16 truth_shape       = tf.constant(2,
17                                 shape=[3], dtype=tf.int64)
18
19 tf.raw_ops.EditDistance(
20     hypothesis_indices = hypothesis_indices,
21     hypothesis_values  = hypothesis_values,
22     hypothesis_shape   = hypothesis_shape,
23     truth_indices     = truth_indices,
24     truth_values      = truth_values,
25     truth_shape       = truth_shape)

```

---

Listing 2: PoV synthesized by IvySyn for triggering the memory safety vulnerability of Listing 1. TensorFlow binding `tf.raw_ops.EditDistance` [59] invokes the crashing C++ kernel `EditDistanceOp::Compute`. This PoV led to a CVE, as it helped identify and fix a previously-unknown TensorFlow vulnerability.

invoked with offending inputs; and (c) put together a Python snippet that demonstrates the issue in an end-to-end manner.

IvySyn completely automates (a), (b), and (c), and, given crash report in native, kernel code, it synthesizes end-to-end running *programs* (PoVs) which demonstrate the existence of a bug in kernel code that can be triggered with offending inputs via high-level APIs.

**PoVs.** Listing 2 shows an IvySyn PoV which triggers the previously-identified vulnerability in the C++ *kernel* `EditDistanceOp`, by using the high-level API `tf.raw_ops.EditDistance` (ln. 17–23). The resulting PoV is enough to demonstrate the existence of a bug in kernel code that can be triggered via a high-level API: one just needs to merely execute the PoV. Framework developers can use such PoVs to replicate, analyze and study, and ultimately fix the respective bug(s). IvySyn PoVs may also even serve as inputs to automated exploitation frameworks [60], [61], or vulnerability analysis and replay engines [62].

Unlike past approaches that take minutes (or even hours) to synthesize error-triggering code snippets [63]–[65] or require domain-specific annotations [31], IvySyn synthesizes PoVs almost instantly, because it leverages inherent DL framework mapping between high- and low-level APIs. Most importantly, IvySyn PoVs have already uncovered multiple, previously-unknown vulnerabilities in TensorFlow and PyTorch; and have led to multiple bug-fixes along with the respective CVEs (see §6.3).

## 4. IvySyn Framework

IvySyn realizes the fully-automated, bottom-up approach for testing DL framework implementations, which we outlined in Section 3. We built our IvySyn framework using the following three design principles:

- 1) We follow developer directives about extending DL frameworks in order to automatically (a) identify native APIs and (b) add the appropriate fuzzing hooks. *Insight:* The strongly-typed nature of native APIs gives type-awareness for free.
- 2) We hook kernels without shared state and use developer tests to force-execute and fuzz them. *Insight:* Force-executed kernel fuzzing allows us to invoke native APIs within a proper calling context.
- 3) We leverage the inherent DL framework mappings from high- to low-level APIs (and vice versa) in order to synthesize PoVs. *Insight:* High-level code snippets will be synthesized almost instantly, because known, low-level crashing inputs help prune the search space.

To the best of our knowledge, IvySyn is the first fully-automated framework for vulnerability discovery in DL frameworks. Figure 1 illustrates the overall architecture of our IvySyn, in terms of major components and their interactions. In what follows, we describe each part in detail.

### 4.1. Kernel Instrumentation

In order for IvySyn to test native (C/C++) code, it first needs to *identify* the functions that correspond to DL framework kernels. The process for doing so is slightly different for each supported framework (i.e., PyTorch and TensorFlow), but nevertheless completely *automated* as it leverages *developer directives* regarding extending framework code with support for operations that are implemented natively in CPUs, GPUs, TPUs, *etc.*

**PyTorch.** In the case of PyTorch, IvySyn leverages the YAML [66] file ‘`native_functions.yaml`’ [67], which contains *descriptors* for each kernel available in the framework that implements a particular DL operation natively. An example of such a descriptor, for the kernel `max_pool1d`, associated with the PyTorch API `torch.nn.MaxPool1d` [68], is shown below.

---

```

func: max_pool1d(Tensor self, int[1] kernel_size,
                int[1] stride=[], int[1] padding=0,
                int[1] dilation=1,
                bool ceil_mode=False) -> Tensor

```

---

Each descriptor provides the *symbol name* of the C/C++ function that implements the corresponding kernel, followed by a list of *arguments* (with their respective symbol names), along with their *types*, and the type of the *return value*. Additional metadata include: dimensionality information, default parameter values, whether the kernel symbol corresponds to a C-like function or a C++ class method, where exactly the kernel will be dispatched (CPU vs. GPU), and more. (Hereafter, we will be using the term *function* to refer to both C/C++ functions and C++ methods for brevity.)

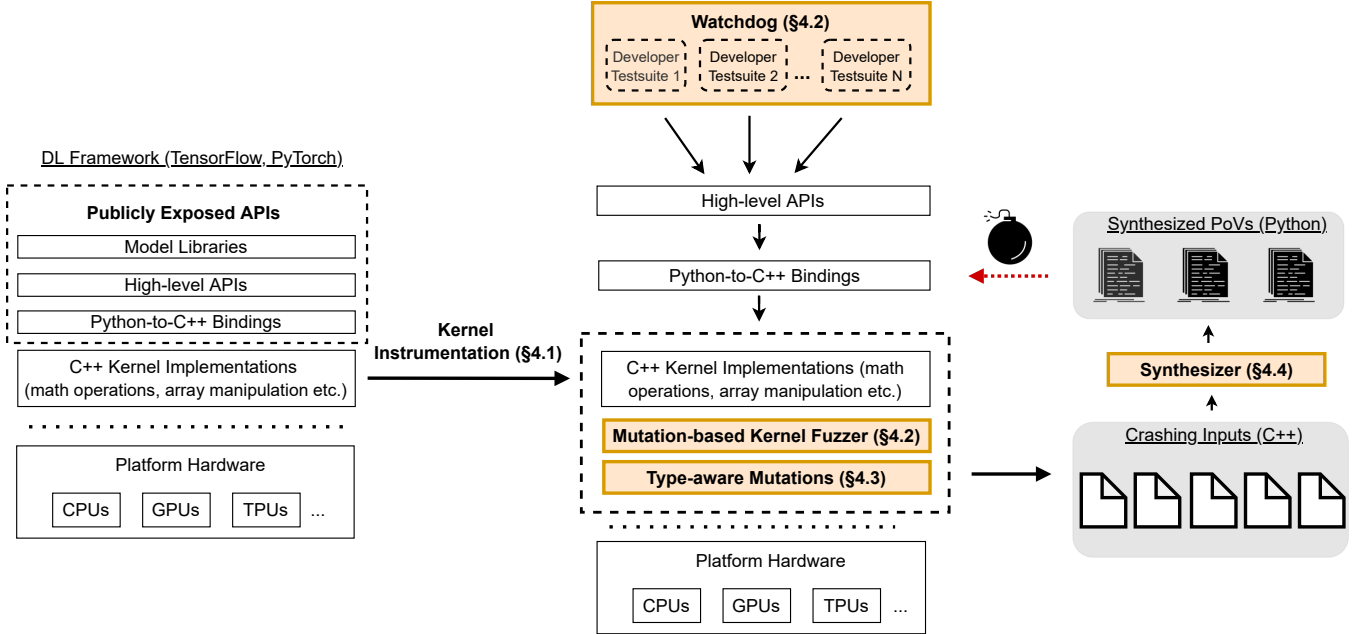


Figure 1: Overview of the IvySyn framework.

IvySyn parses `native_functions.yaml` and creates an initial set of C/C++ symbols that correspond to native code that implements PyTorch kernels. Next, it curates the set by removing symbols that correspond to the following categories: (1) out-variants of functions—if  $f(\dots)$  has a companion function  $f.out(\dots, *rv)$ , then we can safely ignore the latter, as it is a version of  $f()$  where the return value is instead written to the object  $rv$  that is passed by reference; (2) pure wrappers/helpers of functions—similarly to (1), these merely wrap-around the target kernel(s); and (3) functions with argument types that IvySyn does not handle—these correspond to esoteric, non-`{tensor, array, scalar}` types, like `MemoryFormat` [69] and `Generator` [70], as well as lists of objects and object indexers. Note that (3) can easily be supported with additional engineering work; we plan to do so in the future.

**TensorFlow.** In the case of TensorFlow, IvySyn collects the list of C++ classes that extend the `OpKernel` interface [33], as the framework requires kernels to *inherit* from the aforementioned class and implement the `Compute()` method—i.e., the body of `Compute()` basically includes the implementation of a particular kernel.

IvySyn parses the source code of TensorFlow and creates the set of C++ classes that directly inherit from `OpKernel`, or from a class that, in turn, (directly or indirectly) inherits from `OpKernel`, and override `Compute()`. Next, it further prunes that set by removing: (1) kernel implementations that deal with shared state (e.g., include synchronization locks, like `std::tensorflow`, or interact with `ResourceMgr` [71] objects); and (2) other edge cases, such as classes that modify the type signature of `Compute()` (e.g., by altering the arity of the method) or classes that re-define `Compute()` so that it has an empty body.

**Wrapper Injection.** The net effect of the above is a set of symbols that correspond to kernel code for which PyTorch and TensorFlow will provide *bindings* to be invoked by high-level APIs and model developers. By default, IvySyn “extracts” the respective sets directly from the framework codebases; it is possible to augment these sets with lists of kernel functions that are constructed manually by domain-experts, or automatically by pattern mining tools [73]–[77].

Given a set of target kernels, IvySyn proceeds to instrument them as follows: first, given a kernel function, say, `func(...)`, IvySyn creates the symbol `do_func(...)`, which has the same *type signature* with original function; next, it moves the body (code) of `func()` to `do_func()`, and re-defines the former with code that (a) initializes the fuzzer, using the original function arguments as seeds, and (b) repeatedly invokes `do_func()` with mutated arguments picked from the pool of mutations. Listing 3 illustrates the instrumentation performed by IvySyn on kernel `cosine_similarity` of (PyTorch) API `torch.nn.functional.cosine_similarity` [72]: the original body of the function is moved under `do_cosine_similarity()`, whereas `cosine_similarity()` now contains the code for performing the steps (a) and (b) above.

IvySyn supports various methods for performing the aforementioned instrumentation, with *source code-based rewriting* being the default. More specifically, it leverages Clang [78] to wrap the respective code *in-place*. However, instrumentation via means of static binary code rewriting is supported via the Egalito framework [79], as well as rewriting via Intel’s Pin dynamic binary instrumentation framework [80]. (The latter two options provide support in cases where source code rewriting is not an option.) Interested

```

1  Tensor cosine_similarity(const Tensor& x1,
2  const Tensor& x2, int64_t dim, double eps){
3
4  Tensor retval, x1_fuzz, x2_fuzz;
5  int64_t dim_fuzz; double eps_fuzz;
6  std::vector<void*> args{};
7  std::vector<std::string> types =
8  {"Tensor&", "Tensor&",
9   "int64_t", "double"};
10
11  if (fuzzing::already_fuzzing ||
12  fuzzing::was_fuzzed("cosine_similarity"))
13  // Return the original function result
14  return do_cosine_similarity(x1, x2,
15  dim, eps);
16
17  fuzzing::already_fuzzing = true;
18  args.push_back((void*) &x1);
19  ... // Repeat for x2, dim, and eps
20  // Initialize fuzzer with the original
21  // args and types
22  fuzzing::Fuzzer fuzzer =
23  fuzzing::Fuzzer("cosine_similarity",
24  types, args);
25
26  while (fuzzer.has_more_mutations(true)){
27  // Get the next combination of inputs
28  x1_fuzz = fuzzer.get_next_mut_tensor();
29  ... // Repeat for x2, dim, and eps
30  try {
31  // Invoke the original function
32  fuzzer.mut_start_time();
33  do_cosine_similarity(x1_fuzz,
34  x2_fuzz, dim_fuzz, eps_fuzz);
35  fuzzer.mut_end_time(false);
36  } catch (...) { ... }
37  }
38  fuzzing::already_fuzzing = false;
39
40  // Return the original function result
41  return do_cosine_similarity(x1, x2,
42  dim, eps);
43 }

```

Listing 3: Example instrumentation performed by IvySyn on the kernel `cosine_similarity` of the PyTorch API `torch.nn.functional.cosine_similarity` [72].

readers are referred to our supplementary material for a detailed break-down of the kernels that IvySyn manages to extract and instrument on TensorFlow and PyTorch [81].

## 4.2. Force-executed Kernel Fuzzing

As noted in Section 2, and also illustrated in the left part of Figure 1, DL frameworks typically consist of multiple layers of abstractions, and do not expose low-level APIs (i.e., kernels) for direct usage. Instead, kernels are intended to be implicitly used by high-level APIs as follows: high-level APIs  $\rightsquigarrow$  bindings  $\rightsquigarrow$  kernels. Therefore, directly fuzzing kernel APIs, without a proper *calling context* (i.e., a specific chain of functions active on the call stack and a set of properly-initialized global variables), will lead to irrelevant observed functionality.

Fortunately, DL frameworks often contain extensive test suites of *developer-provided* unit tests. These are written in high-level languages (e.g., Python) and invoke high-level APIs, which, in turn, call DL framework bindings, and eventually execute the respective kernel code. IvySyn is designed to leverage such developer-provided unit tests and *force-execute* the instrumented kernels in order to perform mutation-based fuzzing with a proper calling context.

To bootstrap a force-executed fuzzing session, IvySyn creates a *Watchdog* process which runs the entry-point of the developer-provided unit-tests (e.g., `python tf-tests/*.py` in the case of TensorFlow). Once execution reaches a target kernel, IvySyn’s instrumentation kicks-in and initializes the native fuzzer, using the original arguments of the exercised function as seeds for creating mutation pools (Listing 3, ln. 22–24). Note that for PyTorch, an additional vector (`types`) is passed to the fuzzer, which contains information about the types of the function arguments (Listing 3, ln. 7–9); in TensorFlow, the fuzzer extracts the type of each argument directly with the `dtype()` [82] tensor method. Next, the fuzzer iterates through the generated mutation pool(s) (Listing 3, ln. 28), and repeatedly picks a new combination of input values to execute the original function with (Listing 3, ln. 33–34). Since the total number of input combinations can grow prohibitively large, we bound the invocation of the fuzzed kernel to 2M (tunable). This approach works seamlessly because (1) force-executed kernels are invoked within a proper calling context, and (2) kernels are suggested to avoid shared state by design [33]. (Note that kernels that do interact with shared state are currently ignored by IvySyn; §4.1.)

To avoid fuzzing multiple times kernels which are implicitly invoked from multiple developer tests, IvySyn logs functions that have already been tested, and skips fuzzing them again (Listing 3, ln. 12). Furthermore, in order to avoid *nested fuzzing*, the injected code sets true the global variable `already_fuzzing` (Listing 3, ln. 17), in which case the fuzzer skips processing the respective function. Notably, since IvySyn’s fuzzing wrappers are attached directly to native implementations, our approach remains completely independent of (any) other part(s) of the system, and therefore allows any conventional, off-the-shelf native level fuzzer implementation to be used if needed.

**Crash-report Generation.** Each combination of mutated inputs is assigned a *unique index number* (UIN). IvySyn logs the UIN that corresponds to the current mutated input(s) combination into a log file that is named after the function being fuzzed. Once a crash happens, this log file will contain the UIN of the last attempted input combination, which is the one that caused the memory error. IvySyn leverages this information to re-initialize the fuzzer, get the offending input(s), and stitch together a *crash report* (Listing 1).

**Watchdog.** IvySyn’s Watchdog kick-starts a fuzzing session by invoking the unit test entry-point, but, most importantly, also monitors all processes running tests (i.e., fuzzing). Specifically, when a test exits, the Watchdog collects its exit code: a negative code indicates that some native function, which the test invoked, has crashed (abnormal process

termination with `SIGABRT`, `SIGFPE`, or `SIGSEGV`). In this case, the Watchdog re-runs the test until the latter exits gracefully—which would mean that the fuzzer has not uncovered any additional crashes for the native functions invoked by the specific test. Furthermore, the Watchdog is responsible for enforcing user-defined timeouts, so that each fuzzing session completes within a desired time-frame, and also prevents potential CPU hogging.

### 4.3. Type-aware Mutations

IvySyn leverages mutation-based fuzzing [57] to stress-test DL kernel code, and further augments traditional mutation-based fuzzing with the ability to perform type-aware mutations with respect to input types relevant to the target DL framework—such as tensors and arrays. Our intuition is that plain, byte-level mutations (even when guided by code coverage information), will lead to test inputs that quickly hit shallow argument-type checks, without triggering any interesting edge case behaviour. On the contrary, type-aware mutations will lead to test inputs that pass shallow argument-type checks, and may exercise interesting functionality.

We empirically studied  $\approx 240$  CVEs assigned to TensorFlow vulnerabilities [27], as well as bug reports that involve memory safety issues in PyTorch [26], [28]–[30], and put together a set of mutations for input types relevant to DL operations. Overall, we observed that crashes are commonly caused by inputs that are likely to trigger edge-case behavior, such as tensors with large positive or negative values, empty lists and tensors, deep tensors with multiple dimensions, and so on. In what follows, we describe an indicative set of mutations currently supported by IvySyn.

- *Tensors and Lists*: For input arguments of type tensor, IvySyn creates a pool of tensor mutations containing tensors with large positive and negative values, tensors with empty shapes, tensors containing random dimensions (including 0-sized dimensions), as well as deep tensors with up to 15 (configurable) dimensions. Similarly, for list inputs, IvySyn creates a pool of various lists, containing large positive and negative values and empty lists.

- *Concrete Values*: When the input is a single value (e.g., integer, double, boolean, or string), IvySyn creates a pool for the corresponding primitive type, consisting of the zero value, large positive and negative integers and doubles, empty and large strings (e.g., 300-characters long), etc.

- *Original-arguments Permutation*: IvySyn also adds the original, concrete input arguments (passed to the kernel) in the corresponding pool for each type. Hence, when iterating over the mutation pools, some combinations of mutations end up being permutations of the original arguments.

When initializing the mutation pools for fuzzing a target kernel, IvySyn looks at the types of the input arguments, which are available at the native level, and constructs a pool of mutations for each type, based on the mutation strategies described above. IvySyn then lazily iterates over the pool of all feasible value combinations, until a user-defined timeout is hit or until there are no more new mutations to perform. IvySyn does not use any code

coverage information to prioritize some mutations over others—it is completely *blackbox* during testing: i.e., it randomly iterates over the finite set of all feasible value combinations. Yet, as we will experimentally demonstrate in Section 6, IvySyn significantly outperforms state-of-the-art coverage-guided—but type-unaware—approaches, both in terms of efficiency (i.e., finds crashes faster) and effectiveness (i.e., finds more crashes). IvySyn’s performance emphasizes the importance of these type-aware mutations and confirms our intuition that byte-level-style mutations are less effective at uncovering crashes when dealing with complex data structures such as tensors.

### 4.4. PoV Synthesis

The ultimate goal of IvySyn is to collect low-level crashing inputs and synthesize PoVs: i.e., code snippets in a high-level language, e.g., Python, which invoke vulnerable kernel code via a developer-accessible API (e.g., binding or high-level API). To synthesize such code snippets, IvySyn first parses the crash report containing the offending input arguments regarding the function in question (see Listing 1), which also includes information that the synthesizer uses to convert input arguments for low-level APIs into the corresponding input arguments for high-level APIs.

Specifically, for PyTorch, C++ scalar types, such as `int` and `long` are converted into a Python `int`; C++ `double` and `float` are converted into Python `float`, etc. For tensor arguments, the synthesizer constructs the tensor using the information about the tensor’s shape, type, contents, and other parameters that were logged into the crash report. For TensorFlow, all arguments are represented as tensors at the kernel level, and are logged as such. Therefore, the synthesizer, in turn, constructs all arguments as tensors with the proper tensor type, shape and contents. Listing 2 (§3), shows an example of a crash report that is used during synthesis for the API `tf.raw_ops.EditDistance`.

Once the arguments are concretized, the synthesizer needs to create a call to a high-level API, which will reach the vulnerable kernel implementation with the offending input. First, the name of the crashing function is retrieved from the filename containing the offending arguments. Next, since the native implementations are exposed to high-level APIs through bindings, the synthesizer needs to find the appropriate interface through which to call the binding for the target function. We leverage the `native_functions.yaml` and the `raw_ops` Python namespace (§4.1), which provide access to native operators [83]. After the corresponding high-level API is identified, the synthesizer creates a call to it and saves the generated PoV.

Listing 2 lists the PoV for the TensorFlow API `tf.raw_ops.EditDistance` (synthesized from the crash report in Listing 1). Note that our approach works because kernel code (mostly) avoids shared state. Lastly, IvySyn iterates through each synthesized PoV, executes it, and categorizes it based on the type of signal raised after each crash (i.e., `SIGSEGV`, `SIGFPE`, or `SIGABRT`)—which is detected from the exit code of the synthesized PoV.

## 5. Prototype Implementation

Our prototype implementation consists of  $\approx 1.9$  KLOC of C/C++ and  $\approx 1.1$  KLOC of Python, along with various shell scripts ( $\approx 100$ LOC).

**Instrumentation.** The instrumentation component of IvySyn (for source code rewriting in order to inject the fuzzer code; Figure 1) was implemented using Clang [78] v11.0.1. In total, it consists of  $\approx 900$  LOC as follows: in the case of PyTorch, the instrumentation is done by a Python script, which IvySyn leverages the Clang [84] Python bindings for visiting and instrumenting the target native functions ( $\approx 550$  LOC of Python); in TensorFlow, we implemented the instrumentation as a native Clang pass ( $\approx 300$  LOC of C++), along with  $\approx 40$  LOC of shell code for running the pass on the files containing the kernel implementations, and instrumenting everything accordingly.

**Native Fuzzer.** The native fuzzer component of IvySyn was implemented in C++ as an *in-tree* part for each framework. In total, it consists of  $\approx 2.1$  KLOC. To incorporate AddressSanitizer in IvySyn to support memory inspection and security analysis (§6.5), we modified the environment variables passed to the setup tools [85] that are used to build and install PyTorch and TensorFlow. Finally, the Watchdog required to run the developer tests (and to restart them in the case of a crash) was implemented in  $\approx 200$  LOC of Python.

**Synthesizer.** The synthesizer component was implemented in  $\approx 750$  LOC of Python for parsing the logged crash files and generating the Python PoVs, along with  $\approx 100$  LOC of shell code for categorizing the reproduced PoVs into the respective crash types.

## 6. Evaluation

In this section, we assess IvySyn both in terms of its efficiency in uncovering low-level crashing inputs over time, as well as in terms of its effectiveness in leveraging such crashing inputs to synthesize PoVs that trigger the respective errors from high-level (framework) APIs. More specifically, we answer the following research questions:

**RQ1:** Is IvySyn efficient in uncovering crashing inputs over time? How does it compare to other tools? (§6.2)

**RQ2:** Is IvySyn effective in leveraging crashing inputs to synthesize PoVs? (§6.3)

**RQ3:** Which IvySyn mutations are the most successful in uncovering memory errors? (§6.4)

**RQ4:** What are the security ramifications of the PoVs synthesized with IvySyn? (§6.5)

We also compare IvySyn against Atheris [56] and DocTer [31], on TensorFlow [4] and on PyTorch [3].

### 6.1. Experimental Setup

**Statistical Significance.** Due to the non-deterministic nature of fuzzing, results of individual experiments tend to vary across multiple runs. We therefore ran our experiments multiple times and report statistically significant results,

according to the guidelines of Klees et al. [86] regarding how to properly evaluate, and present, robust results on fuzz testing. Specifically, when applicable, we report medians of runs over time, along with their respective 95% confidence intervals (CIs), as well as the  $p$ -values of two-sided Mann-Whitney U-tests [87]. We also report Cohen’s  $d$ -effect sizes [88].

**Atheris [56].** We compared IvySyn’s efficiency in uncovering crashing inputs against Atheris, a state-of-the-art coverage-guided Python fuzzer that utilizes both Python and native (C/C++) code coverage information. Atheris is a production-grade tool, built by Google, and is used to fuzz test their TensorFlow codebase. However, Atheris is not fully automated: it requires helper code (i.e., drivers) to convert an input byte-buffer into the proper Python API arguments [32], [89]. Next, it uses LibFuzzer [90] to perform coverage-guided mutations on its input byte-buffer, in order to derive values (e.g., sequences of raw bytes) that, when turned into Python API arguments, will increase both native and Python code coverage.

We leveraged IvySyn’s automation and constructed Atheris drivers for TensorFlow and PyTorch kernels, as follows. First, we ran IvySyn and used its argument logging functionality to collect the argument types of native kernels. Then, we used IvySyn’s synthesizer to derive the respective high-level API arguments and constructed code snippets involving the corresponding Python APIs. Using such snippets, we generated drivers for two variants of Atheris, called *Atheris<sup>+</sup>* and *Atheris<sup>++</sup>*, to compare IvySyn against Atheris in terms of efficiency. We did not compare against Atheris in terms of effectiveness in synthesizing PoVs, because Atheris lacks completely any component for synthesizing high-level error-triggering code snippets.

- *Atheris<sup>+</sup> (drivers without type awareness):* We provided drivers that invoke the Python APIs with the correct number of arguments, but let Atheris choose, from its default pool (`tf.bool`, `tf.string`, `tf.int32`, etc.), the type that will increase code coverage when assigned to each argument. This variant is similar to traditional byte-level mutation-based fuzzers (e.g., AFL [91]), and resembles the *default* operation of the tool. However, putting together such drivers would still require manual effort, were it not for IvySyn’s automation.

- *Atheris<sup>++</sup> (drivers with type awareness):* This is not an off-the-shelf tool. Instead, it borrows automation for driver generation, and type information, from IvySyn, regarding arguments of type `string`, `bool`, `numerical`, and `tensor`. We built this variant to compare IvySyn against a strong baseline, which leverages type information, as well as native and Python code coverage feedback.

**DocTer [31].** We compared IvySyn’s effectiveness in synthesizing PoVs against DocTer. Similarly to IvySyn, DocTer also performs mutations on high-level APIs, and generates test cases that may trigger fatal runtime and memory errors on kernel implementations. DocTer’s test cases are therefore directly comparable to IvySyn’s PoVs. However, we did not compare in terms of efficiency against DocTer, because the later is not fully automated. Instead, it requires a domain-expert to add annotations (specifying valid argument-



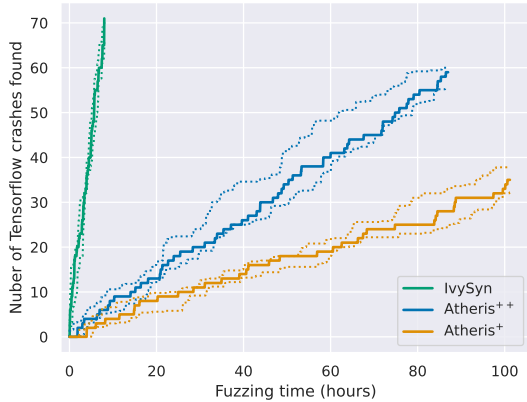


Figure 2: Total number of crashes found by IvySyn vs. Atheris in 308 TensorFlow kernels over time. Continuous lines correspond to medians over 5 iterations; dotted lines illustrate the respective 95% CIs ( $p$ -values  $< 10^{-5}$ ; Cohen’s  $d$ -effect  $> 2$ ).

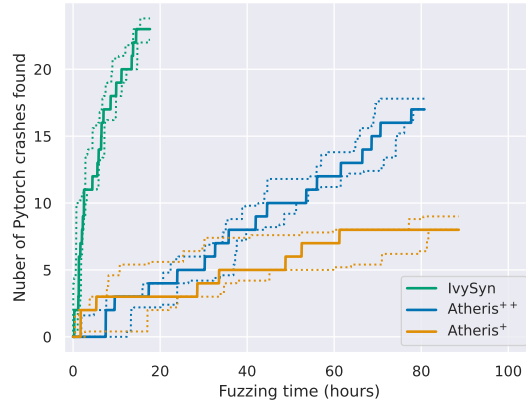


Figure 3: Total number of crashes found by IvySyn vs. Atheris in 283 PyTorch kernels over time. Continuous lines correspond to medians over 5 iterations; dotted lines illustrate the respective 95% CIs ( $p$ -values  $< 10^{-5}$ ; Cohen’s  $d$ -effect  $> 2$ ).

value combinations for target APIs) and it is unclear how to reason about the time required for this manual effort on each framework. Yet, we reused existing annotations and the authors’ instructions [92] to compare the number of PoVs/test cases generated by both tools, on a subset of the latest TensorFlow and PyTorch APIs, for which the available annotations were directly reusable.

**Target Frameworks and Fuzzed Kernels.** We present experimental results obtained on TensorFlow v2.6 (commit 919f693) and PyTorch v1.11 (commit bc2c6eda). IvySyn automatically instrumented 1296 TensorFlow and PyTorch kernels with CPU or GPU implementations, or both, and eventually fuzzed 1068 of those [81].

- *TensorFlow:* IvySyn automatically instrumented 539 of the 669 TensorFlow kernels inheriting from the `OpKernel` class, excluding 80 kernels with shared state (i.e., kernels which either include a mutex or interact with a `ResourceMgr` object [71]), and 97 edge cases, such as `Compute` APIs with an empty body or non-standard signatures. (Refer to Section 4.1 for more details regarding IvySyn’s limitations with respect to kernel instrumentation.) Out of the 539 instrumented TensorFlow kernels, 412 were reachable by the available developer tests, and these were eventually fuzzed by IvySyn.

- *PyTorch:* IvySyn automatically instrumented 757 of the 1669 implemented PyTorch kernels (according to `native_functions.yaml`, which contains declarations for the natively-implemented kernels [67]), excluding 756 kernels due to unsupported argument types, and duplicate (or equivalent) functionality. Specifically, IvySyn did not instrument 118 so-called `out`-variants of APIs, which have an equivalent implementation with a return value instead of an extra pass-by-reference argument for the return result to be stored; 73 APIs for in-place operations; 185 APIs with unsupported argument types, 19 APIs for complex, recursive

neural networks, 269 APIs with no matching declarations, such as macros, and 92 other edge cases, such as helper APIs. (Refer to Section 4.1 for more details regarding IvySyn’s limitations with respect to kernel instrumentation.) Out of the 757 instrumented PyTorch kernels, 656 were reachable by the available developer tests.

**Timeouts and Hardware Testbed.** We configured all fuzzing sessions to fuzz the respective kernels individually, and in a random order, for up to a 20-min. timeout each. For each fuzzing session, we used one (user-space) thread and 16GB of RAM, on different (but identically-configured) VMs, with different pseudo-random generator seeds. All fuzzing sessions were completely independent from each other, and fuzzing of individual kernels that did not consume the complete 20-min. timeout, either uncovered a crash or exceeded the 16GB of assigned memory; or, in the case of IvySyn and DocTer only, there were no more mutations left to perform. For all experiments, we used local TensorFlow and PyTorch installations, hosted on identical virtual machines (VMs), running Debian v11 (Bullseye) on 4-core Intel Xeon 3.7GHz CPU and 16GB of RAM.

## 6.2. Uncovering Crashing Inputs (RQ1)

To assess the *efficiency* of IvySyn in terms of uncovering crashing inputs on native kernel implementations—i.e., “*How quickly can IvySyn find crashing inputs?*”—, we compare against Atheris on TensorFlow and PyTorch.

We focused on a subset of 308 TensorFlow and 283 PyTorch kernels (out of the 1068 total fuzzed kernels), for two reasons. First, IvySyn must be able to successfully synthesize a Python snippet for them because Atheris, by itself, is not fully automated and relies on the snippets synthesized by IvySyn to generate its drivers. Second, the corresponding binding invoked by the synthesized Python

	Fuzzer	TensorFlow	PyTorch
<b>Total Crashes</b>	Atheris <sup>+</sup>	47	9
	Atheris <sup>++</sup>	64	18
	IvySyn	<b>80</b>	<b>25</b>
<b>Union</b>	All	87	30

Table 1: Crashes found by IvySyn and Atheris in 308 TensorFlow and 283 PyTorch kernels. (Aggregate results of 5 iterations for each fuzzer on each framework.)

code snippet needs to map to exactly one kernel, in order for Atheris to spent its 20-min. slot on fuzzing that single kernel, like IvySyn does—as opposed to, say, selecting bindings that map to multiple kernels, which may (depending on the input arguments) invoke multiple native kernels, and thus result in less than 20-min. of fuzzing time per kernel.

Figure 2 and 3 show the number of crashes uncovered by IvySyn, Atheris<sup>+</sup>, and Atheris<sup>++</sup> over time on TensorFlow and PyTorch kernels, respectively. All three tools uncovered crashing inputs that led to abnormal process termination with SIGABRT, SIGFPE, or SIGSEGV exceptions. Continuous lines show medians of 5 iterations, whereas the dotted lines show 95% CIs. The respective  $p$ -values were less than  $10^{-5}$  and Cohen’s  $d$ -effect sizes were greater than 2 (i.e., considered “huge” in the literature [88]).

The difference between the median number of crashes found by IvySyn versus the two Atheris variants is significant. Not only IvySyn ultimately found more crashes in both frameworks (i.e., 71 vs. 59 and 35 in TensorFlow; and 23 vs. 17 and 8 in PyTorch), but it also did so considerably *faster*. For example, in TensorFlow IvySyn found a median 71 crashes in less than 10 hours, whereas Atheris<sup>+</sup> and Atheris<sup>++</sup> found a median of 5 and 8 crashes, respectively, in the same time frame; and took more than 9x more time to complete (e.g., Atheris<sup>++</sup>  $\approx$ 85 hours vs. IvySyn  $\approx$ 9 hours). Similarly, in PyTorch, IvySyn found a median of 23 crashes in less than 18 hours, whereas Atheris<sup>+</sup> and Atheris<sup>++</sup> found a median of 3 crashes in the same time frame; and took more than 5x more time to complete (e.g., Atheris<sup>++</sup>  $\approx$ 81 hours vs. IvySyn  $\approx$ 16 hours).

Noticeably, in both frameworks, Atheris<sup>++</sup>, which leveraged IvySyn-provided type awareness, eventually outperformed Atheris<sup>+</sup> in a statistically significant manner, but fell short compared to IvySyn. Yet, Atheris<sup>++</sup> is not an off-the-shelf tool. Instead, it is a customized, strong baseline which borrows type information from IvySyn. Thus, it was expected to be closer to IvySyn—at least in terms of the total number of crashes found.

Since Figure 2 and 3 only show the number of crashes found on completely independent fuzzing sessions, Table 1 sheds some light on how the sets of total crashes found by each fuzzer, compare across each other. In TensorFlow, IvySyn found 80 crashes in 308 kernels, while Atheris<sup>++</sup> found 64 crashes and Atheris<sup>+</sup> found 47 crashes. Furthermore, the union of crashes of all fuzzers in the 308 TensorFlow kernels was 87. That is, since IvySyn

Target Framework	Fuzzed Kernels	Unique Crashes	Synthesized PoVs
<b>TensorFlow</b>	412	103	86 / 103 (83%)
<b>PyTorch</b>	656	75	44 / 75 (59%)
	1068	178	<b>130 / 178 (73%)</b>

Table 2: PoVs successfully synthesized by IvySyn in TensorFlow and PyTorch, along with the number of fuzzed kernels and the respective number of unique crashes found.

alone found 80 crashes, there were only 7 crashes found by Atheris, but not by IvySyn. In particular, 4 crashes were triggered by Atheris<sup>+</sup> by passing incorrect argument types (IvySyn and Atheris<sup>++</sup> failed to trigger those, because they always provide proper argument types). The remaining 3 crashes were triggered by Atheris<sup>++</sup>, but not IvySyn, as the former generated inputs with value combinations not in the mutation pools of IvySyn (see §4.3).

In PyTorch, IvySyn found 25 crashes in 287 kernels, while Atheris<sup>++</sup> found 18 crashes and Atheris<sup>+</sup> found 9 crashes. Additionally, the union of all crashes found in the 387 PyTorch kernels was 30. That is, there were only 5 crashes found by Atheris, but not IvySyn. Similarly to TensorFlow, these 5 crashes were only triggered by Atheris<sup>++</sup> because of crashing inputs which were infeasible, given the mutation pools of IvySyn.

Overall, Figure 2 and 3, and Table 1 suggest that type awareness, as introduced by IvySyn, consistently helped both IvySyn and Atheris<sup>++</sup> to (i) find *more* crashes than Atheris<sup>+</sup>, and (ii) find these crashes *faster*. Yet, Atheris<sup>++</sup>—a state-of-the-art coverage-guided fuzzer, explicitly enhanced with type awareness and automation by us—still fell short compared to IvySyn, because code coverage information rarely helped derive mutation values not in the mutation pools of IvySyn; and even when it did so, it was much slower, compared to IvySyn.

### 6.3. Synthesizing PoVs (RQ2)

Previously, we showed that IvySyn compares favorably against Atheris with respect to its efficiency in finding low-level crashing inputs. However, the ultimate goal of IvySyn is to automatically leverage such crashing inputs in order to synthesize high-level code snippets that act as PoVs for the respective DL frameworks.

Table 2 shows the collective numbers of TensorFlow and PyTorch kernels fuzzed across all our experiments with IvySyn, the number of unique crashes uncovered, and the number of PoVs successfully synthesized from them. In total, IvySyn fuzzed 1068 TensorFlow and PyTorch kernels with either CPU or GPU implementations, or both, and found crashes in 178 of them. Armed with those 178 crashes, IvySyn successfully synthesized 130 PoVs (73%). IvySyn failed to synthesize PoVs for 17 TensorFlow crashes (17%), and 31 PyTorch crashes (41%), due to current IvySyn limitations, which we discuss below.

IvySyn Type-aware Mutations	SIGSEGV $\mp$		SIGABRT $\dagger$		SIGFPE		Total PoVs
	TensorFlow	PyTorch	TensorFlow	PyTorch	TensorFlow	PyTorch	
Tensor with random dimension sizes	21	8	10	—	3	4	46 $\vee$
Tensors with extreme values	2	—	22	—	1	—	25 $\pm$
Permutations of original arguments	1	1	17	—	—	—	19 $*$
Zero values	<i>N/A</i>	—	<i>N/A</i>	—	<i>N/A</i>	11	11
Lists with extreme values	<i>N/A</i>	10	<i>N/A</i>	—	<i>N/A</i>	—	10
Tensors with empty shape	1	2	5	—	—	—	8 $\oplus$
Extreme values in primitive types	<i>N/A</i>	5	<i>N/A</i>	—	<i>N/A</i>	—	5
Empty lists	<i>N/A</i>	3	<i>N/A</i>	—	<i>N/A</i>	—	3
Deep tensors	1	—	2	—	—	—	3
<b>Total PoVs</b>	26	29	56	0	4	15	130

Table 3: Total number of PoVs per mutation type and crash type. (The 36 CVEs assigned to previously-unknown security vulnerabilities uncovered by IvySyn are distributed, per mutation type, as follows: 21 $\vee$ , 5 $\pm$ , 7 $*$ , and 3 $\oplus$ ; and per crash type: 17 $\mp$  and 19 $\dagger$ .)

In TensorFlow, out of the 17 crashing kernels for which the synthesizer failed to construct PoVs: 2 were deprecated at the Python level; 6 were not directly exposed to Python; 5 kernels required complex list input arguments, which, the synthesizer failed to infer; and 4 were not reproducible when installing the pre-built binaries from the PyPI Python package repository [93]. In PyTorch, out of the 31 crashing kernels for which the synthesizer failed to construct PoVs: 30 had no (Python) binding (e.g., kernels that are implicitly invoked by the PyTorch engine to perform gradient computations during backpropagation; see §2). For the last case, IvySyn failed to generate a PoV because of complex inputs, required to properly invoke the crashing kernel.

Despite its current limitations, IvySyn managed to successfully synthesize 130 PoVs, which indeed helped TensorFlow and PyTorch framework developers identify and fix 58 previously-unknown security vulnerabilities, and assign 36 unique CVEs.

**IvySyn vs. DocTer.** As explained earlier (§6.1) DocTer’s test cases that trigger fatal runtime and memory errors, are directly comparable to IvySyn’s PoVs. We focused on a set of 125 TensorFlow and 105 PyTorch kernels, which (i) were fuzzed by IvySyn, and (ii) the available DocTer annotations were directly reusable (i.e., the latest APIs maintained the same signature). We ran DocTer five times on each framework, according to its developers’ directives [92], and modified it to target the specific subset of APIs.

In the subset of 125 TensorFlow kernels, the number of successfully synthesized PoVs (union of five iterations) was: 17 PoVs (median: 16) for IvySyn vs. 12 PoVs (median: 10) for DocTer. Similarly, in the subset of 105 PyTorch kernels, the number of successfully synthesized PoVs (union of five iterations) was: 12 PoVs (median: 11) for IvySyn vs. 9 PoVs (median: 7) for DocTer. In both cases the  $p$ -values were less than  $10^{-2}$  and the respective Cohen’s  $d$ -effect sizes were greater than 2. Overall, although DocTer leveraged manually-added domain-expert annotations, IvySyn outperformed in the subset of APIs under comparison: IvySyn found 10 TensorFlow and 7 PyTorch PoVs, which DocTer did not manage to do so. Conversely, DocTer found 5

TensorFlow and 4 PyTorch PoVs, which IvySyn failed to find. We leave for future work the possibility of extending IvySyn’s mutation pools with additional mutations, inspired by those performed by DocTer.

#### 6.4. Type-aware mutations (RQ3)

As discussed earlier, in Sections 4.3, we empirically studied CVEs assigned to TensorFlow vulnerabilities and PyTorch bug reports that involve memory safety issues, and compiled a set of type-aware mutations relevant to DL operations. Furthermore, in RQ1 we already showed that, by iterating over its type-aware mutation pools, IvySyn significantly outperformed approaches that leveraged code coverage information to derive test inputs. We now investigate exactly how many PoVs were due to each IvySyn type-aware mutation category, and what were the specific crash types triggered. Table 3 shows, in descending order, the total number of PoVs per mutation type, as well as the respective crash types triggered on each framework. Cases where the specific mutation type was not applicable on the target framework or no crashes/PoVs were uncovered, are marked as *N/A* and empty cells, respectively.

We make the following observations. First, mutations that involved tensors with random dimensions uncovered the greatest number of PoVs: 46 in total (34 in TensorFlow and 12 in PyTorch). The specific crash types triggered were: SIGSEGV (21 in TensorFlow and 8 in PyTorch), SIGABRT (10 in TensorFlow) and SIGFPE (3 in TensorFlow and 4 in PyTorch). Second, mutations involving tensors consisting of extreme values led to 25 PoVs, all in TensorFlow. The specific crash types were 2 SIGABRT, 22 SIGFPE, and 1 SIGSEGV. Third, permutations of original argument values led to 18 TensorFlow and 1 PyTorch PoVs, and the respective crash types were: SIGSEGV (1 in TensorFlow and 1 in PyTorch) and SIGABRT (17 in TensorFlow). Fourth, mutations involving zero values led to 11 PyTorch PoVs (all SIGFPE). Fifth, mutations involving lists consisting of extreme values led 10 PyTorch PoVs (all SIGSEGV). Finally, regarding the aggregate number of crash types, there were

26 and 29 SIGSEGV, and 4 and 15 SIGFPE, in TensorFlow and PyTorch, respectively; but 56 versus 0 SIGABRT. This is because in TensorFlow’s codebase, abort signals are explicitly raised in case of sanity checks unexpectedly failing. In contrast, PyTorch’s codebase includes no sanity checks explicitly raising abort signals, and other signals may be implicitly raised in case of errors.

Overall, we observed that, by utilizing various categories of type-aware mutations, IvySyn uncovered 130 PoVs across two different frameworks. Indeed, a-posteriori, it was apparent that some mutation categories worked better than others, or were better suited for the one framework and not the other; or even led to CVEs while others did not. However, we did not possess this knowledge a-priori, and only obtained such useful insights attribute to the full automation capabilities provided by IvySyn. Most importantly, IvySyn PoVs led to useful bug-reports that were perceived seriously by the corresponding developers, who confirmed and fixed with high-priority 58 previously-unknown security vulnerabilities, and assigned 36 CVEs.

## 6.5. Security Analysis (RQ4)

As discussed so far, IvySyn successfully synthesized PoVs for 130 of the total 178 TensorFlow and PyTorch crashes found. These PoVs triggered abort signals (i.e., SIGABRT), floating-point exceptions (i.e., SIGFPE), and segfault exceptions (i.e., SIGSEGV), and halted the respective execution. To assess how, and to what extent, these PoVs could, indeed, be abused by attackers to corrupt (arbitrary) memory locations, leak memory contents, or even cause the respective runtime environment to crash, we conducted a security analysis using AddressSanitizer (ASan).

In TensorFlow, IvySyn synthesized PoVs for 4 floating-point exceptions, 56 abort signal, and 26 segfaults. In PyTorch, IvySyn synthesized PoVs for 15 floating-point exceptions and 29 segfaults. Although floating-point exceptions and aborts do not cause memory corruption, they are still a security-relevant threat, as they can crash the DL framework runtime and cause a DoS [94]. Overall, segfaults are more severe, and we focused our analysis on them; we used ASan to categorize the 26 TensorFlow and the 29 PyTorch segfaults according to their root cause.

In TensorFlow, 18 out of the 26 segfaults were caused by a NULL-pointer dereference (3 memory-write and 15 memory-read operations). These 18 crashes, similarly to the floating-point exceptions and aborts, cannot be directly leveraged by an attacker to gain a read or write primitive [21]. Yet, they could still be used to crash the DL framework and facilitate a DoS attack. The remaining 8 segfaults were reported by ASan as memory read (6) and write (1) operations at unknown addresses and 1 memory write caused by a heap buffer overflow. By controlling the addresses of the read or write operations, an attacker could leverage these to gain arbitrary read or write primitives [95].

In PyTorch, 10 out of the 29 segfaults were caused by a NULL-pointer dereference (3 memory-write and 7 memory-read operations). The remaining 19 segfaults were

security-critical: 3 were caused by an out-of-bounds memory write operation on a buffer located on the heap. Armed with it, an attacker could carefully massage the heap and leverage this bug to gain a write primitive on objects next to the offending buffer. 12 segfaults were reported by ASan as memory read operations at unknown addresses and 4 segfaults were reported by ASan as memory read operations at heap addresses. Similarly to TensorFlow, by controlling the addresses of the read and write operations, an attacker could potentially gain arbitrary read or write primitives.

## 7. Related Work

Our work aims at testing DL frameworks through their developer-accessible APIs using fuzzing, and relates with various techniques, including mutation-based [90], [91], [96] and grammar-based [63], [97]–[102] fuzzing, model-based testing [103]–[111], and learning-based approaches [63]–[65], [112]. These techniques have been extensively used over the past decades for program testing in binary and non-binary input domains, as well as for API testing across domains, ranging from OS kernel drivers to cloud services APIs and DL framework APIs.

**Binary Input Testing.** Random input fuzzing was first introduced in the 90’s in an attempt to automatically find reliability issues in Unix command-line utilities [113], [114]. Most recent mutation-based fuzzing tools, like AFL [91], LibFuzzer [90], and Honggfuzz [96], are guided by code-coverage feedback and have found hundreds of CVEs [58]. Many of those coverage-guided fuzzing tools [90], [91], [96], have been further improved with search strategies that specifically target rare code paths [115]–[117], avoid path collisions [118], target specific program locations efficiently [119], [120], optimize seed selection [121], and apply program transformations or leverage neural networks [122] in order to flip difficult-to-pass branches [123]–[127]. IvySyn is similar to the above body of work in that it also applies mutation-based fuzzing to find crashes.

However, unlike IvySyn that attempts to find crashes in APIs of DL frameworks, all the above works target domains with relatively simple, binary-input formats, such as audio, image, or video processing applications [128]–[130], ELF parsers [131], and command-line utilities [132].

**Non-binary Input Testing.** In domains with complex, non-binary input structure—e.g., XML parsers [133], compilers [78], [134], and interpreters [135], [136]—traditional mutation-based fuzzing has been combined with grammar-aware mutations [137], [138], [138]–[142] in order to help generate test cases that reach execution stages beyond syntactic or semantic checks. Furthermore, grammar-based approaches—leveraging probabilistic context-sensitive grammars (PCSGs) [97], context-free grammars (CFGs) [63], [98], [99], symbolic grammars [100], or automata [64], [65], [112]—have also been extensively used to synthesize appropriate test cases for non-binary input domains.

Although IvySyn contains a synthesis component to ultimately generate PoVs, its synthesizer does not require grammars or queries and counterexamples. Instead, it follows

a bottom-up approach: starting from a given set of known crashing inputs in a low-level language, it synthesizes a valid program in a high-level language, which, when executed, will propagate the specific offending inputs to the respective native APIs. Our synthesis approach is significantly faster than prior work, and needs only few seconds to synthesize tens of PoVs in a complex input language (i.e., Python) because the known crashing inputs help prune the search space. Moreover, it is straightforward as the cross-language mapping between low- and high-level APIs is inherent in the design of DL frameworks (see §2).

**Testing System Interfaces.** Our work is related to approaches that focus at finding errors in interface implementations of systems. Such approaches have been used in various domains, ranging from testing cloud service APIs [101], [102], [108]–[111], [143], [144] and network protocols [145] to OS kernel interfaces [103]–[107]. Unlike testing in binary or non-binary input domains discussed above, where each test case is a stand-alone unit of test, when testing APIs, there is the additional notion of calling context: that is, invoking an API requires not only the proper argument types, but also the proper caller(s) chain and global state (i.e., variables) initialization (e.g., writing to a file needs an open file-handle, on an existing file); otherwise, the generated test cases will fail without exercising any meaningful functionality. Model-based testing [103]–[111] is particularly fit when testing APIs, because it can leverage inferred dependencies and generate API sequences with type-aware interface invocations [104] and proper calling context.

Although `IvySyn` also performs type-aware mutations on native APIs, those APIs are already invoked within proper calling context, because `IvySyn` leverages developer unit tests to force-execute them.

**Testing Deep Learning Frameworks.** Our work most closely relates with approaches that aim at finding bugs in the underlying implementations of DL frameworks. Mutation-based approaches that make use of pre-trained DL models as seeds [19], [52]–[55] mostly uncover errors with regards to incorrect or inconsistent functionality, numerical errors, and performance degradation; while others that perform mutations on the input parameters of high-level DL framework APIs [31], [56], indeed—similarly to `IvySyn`—uncover fatal runtime and memory safety errors in the underlying DL kernel implementations.

However, unlike `IvySyn`, these tools are not fully-automated. Specifically, `DocTer` [31] requires a domain-expert to manually add annotations for specifying valid argument-value combinations. Likewise, in `Atheris` [56], a developer has to manually implement driver code and add type-awareness with respect to high-level APIs. In contrast, `IvySyn` hooks on statically-typed native APIs and automatically performs type-aware mutations. Then, given a set of low-level crashes, it leverages the inherent DL framework mappings from low- to high-level APIs, and synthesizes appropriate PoVs.

**Testing Deep Learning Models.** Lastly, a target domain related, but orthogonal, to ours is testing DL models with respect to their robustness against adversarial examples [146].

Adversarial examples that foil DL models is a topic of intense research with attacks [55], [147]–[150] and defenses [151]–[153] developed in a loop. Our target domain relates with that of the above approaches, but our goal is orthogonal since our objective is to uncover memory errors in the implementations of DL frameworks; not bugs in the instances of pre-trained DL models in order to achieve improved robustness against adversarial examples [19], [55].

## 8. Conclusion

DL frameworks involve multiple layers of abstractions and code that spans different low- and high-level languages. In this context, it is no surprise that, due to missing sanity checks and mismatched assumptions, untrusted inputs may transfer through the stack of abstractions and reach memory-unsafe code. The question then becomes: “*How can we automatically detect such code defects and report them to framework developers in an actionable manner?*”

With `IvySyn`, we presented one path forward, towards answering this question. Specifically, `IvySyn` first identifies native DL kernel code implementations and adds fuzzing hooks in order to perform mutation-based fuzzing with type-aware mutations. Then, given a set of crashing kernels, it synthesizes high-level code snippets (e.g., in Python) that propagate offending inputs which crash native kernels through high-level APIs. Such code snippets serve as a *proof of vulnerability*, and can help developers replicate, analyze, and eventually fix the respective bug(s). Although still an early research prototype, `IvySyn` has already helped TensorFlow and PyTorch framework developers *identify and fix 58 previously-unknown security vulnerabilities, and assign 36 unique CVEs*. All bugs discovered by `IvySyn` were independent, and on-top, of bugs discovered internally by the respective developer teams, which run dedicated state-of-the-art fuzzing tools, at scale, to test their codebases.

Arguably, `IvySyn` has bettered the security posture of the two most popular DL frameworks, explicitly and implicitly affecting millions, if not billions, of users worldwide. We posit that in such a rapidly evolving ecosystem, the need for fully-automated vulnerability discovery frameworks, like `IvySyn`, is irrefutable.

## Availability

The prototype implementation of `IvySyn` is available at: <https://gitlab.com/brown-ssl/ivysyn>

## Responsible Disclosure

The authors followed the community guidelines and responsibly disclosed the discovered vulnerabilities, and bugs, to the framework developers of PyTorch and TensorFlow.

## References

- [1] Laplante, Phil and Milojevic, Dejan and Serebryakov, Sergey and Bennett, Daniel, “Artificial Intelligence and Critical Systems: From Hype to Reality,” *Computer*, vol. 53, no. 11, pp. 45–52, 2020.

- [2] Uber Engineering, “Uber AI Labs Open Sources Pyro, a Deep Probabilistic Programming Language,” <https://eng.uber.com/pyro/>, accessed on August, 2022.
- [3] A. Paszke, S. Gross, F. Massa, A. Lerer, J. Bradbury, G. Chanan, T. Killeen, Z. Lin, N. Gimelshein, L. Antiga, A. Desmaison, A. Köpf, E. Yang, Z. DeVito, M. Raison, A. Tejani, S. Chilamkurthy, B. Steiner, L. Fang, J. Bai, and S. Chintala, “Pytorch: An imperative style, high-performance deep learning library,” in *Proceedings of the 33rd International Conference on Neural Information Processing Systems*, 2019.
- [4] M. Abadi, P. Barham, J. Chen, Z. Chen, A. Davis, J. Dean, M. Devin, S. Ghemawat, G. Irving, M. Isard *et al.*, “Tensorflow: A system for large-scale machine learning,” in *Proceedings of the 12th Symposium on Operating Systems Design and Implementation*, 2016.
- [5] PyTorch, “How Lyft Uses PyTorch to Power Machine Learning for Their Self-Driving Cars,” <https://medium.com/pytorch/how-lyft-uses-pytorch-to-power-machine-learning-for-their-self-driving-cars-80642bc2d0ae>, accessed on August, 2022.
- [6] Y Sun, “Tesla and Pytorch — Pytorch Developer Conference Highlights Part,” <https://medium.com/data-science-bootcamp/tesla-and-pytorch-pytorch-developer-conference-highlights-part-3ed36f2c9d5e>, accessed on August, 2022.
- [7] TensorFlow, “TensorFlow Case studies,” <https://www.tensorflow.org/about/case-studies>, accessed on August, 2022.
- [8] —, “Pytorch Model Hub,” <https://pytorch.org/hub/>, accessed on August, 2022.
- [9] —, “TensorFlow Architecture,” <https://github.com/tensorflow/docs/blob/master/site/en/r1/guide/extend/architecture.md>, accessed on August, 2022.
- [10] PyTorch, “Margin Rankin Loss,” <https://pytorch.org/docs/stable/generated/torch.nn.MarginRankingLoss.html>.
- [11] —, “Negative Log Likelihood Poisson Loss,” <https://pytorch.org/docs/stable/generated/torch.nn.PoissonNLLLoss.html>.
- [12] —, “Tensor Quantizer,” [https://pytorch.org/docs/stable/generated/torch.fake\\_quantize\\_per\\_tensor\\_affine.html](https://pytorch.org/docs/stable/generated/torch.fake_quantize_per_tensor_affine.html).
- [13] H. Yu, C. Chen, X. Du, Y. Li, A. Rashwan, L. Hou, P. Jin, F. Yang, F. Liu, J. Kim, and J. Li, “TensorFlow Model Garden,” <https://github.com/tensorflow/models>, 2020.
- [14] Pytorch, “Pytorch Native Functions,” <https://github.com/pytorch/pytorch/tree/master/aten/src/ATen/native#readme>, accessed on August, 2022.
- [15] TensorFlow, “Tensorflow Native kernels,” <https://github.com/tensorflow/tensorflow/tree/master/tensorflow/core/kernels>, accessed on August, 2022.
- [16] Y. Zhang, Y. Chen, S.-C. Cheung, Y. Xiong, and L. Zhang, “An empirical study on tensorflow program bugs,” in *Proceedings of the 27th ACM SIGSOFT International Symposium on Software Testing and Analysis*, 2018.
- [17] M. J. Islam, G. Nguyen, R. Pan, and H. Rajan, “A comprehensive study on deep learning bug characteristics,” in *Proceedings of the 2019 27th ACM Joint Meeting on European Software Engineering Conference and Symposium on the Foundations of Software Engineering*.
- [18] N. Humbatova, G. Jahangirova, G. Bavota, V. Riccio, A. Stocco, and P. Tonella, “Taxonomy of real faults in deep learning systems,” in *Proceedings of the ACM/IEEE 42nd International Conference on Software Engineering*, 2020.
- [19] A. Odena, C. Olsson, D. Andersen, and I. Goodfellow, “Tensorfuzz: Debugging neural networks with coverage-guided fuzzing,” in *International Conference on Machine Learning*, 2019.
- [20] V. van der Veen, N. dutt Sharma, L. Cavallaro, and H. Bos, “Memory Errors: The Past, the Present, and the Future,” in *International Symposium on Research in Attacks, Intrusions, and Defenses*, 2012, pp. 86–106.
- [21] L. Szekeres, M. Payer, T. Wei, and D. Song, “SoK: Eternal War in Memory,” in *IEEE Symposium on Security and Privacy*, 2013, pp. 48–62.
- [22] J. Xu, D. Mu, P. Chen, X. Xing, P. Wang, and P. Liu, “Credal: Towards Locating a Memory Corruption Vulnerability with Your Core Dump,” in *ACM SIGSAC Conference on Computer and Communications Security*, 2016, pp. 529–540.
- [23] Amazon Web Services, “Getting Started with TensorFlow on AWS,” <https://aws.amazon.com/tensorflow/getting-started/>, accessed on August, 2022.
- [24] TensorFlow, “Using TensorFlow Securely,” <https://github.com/tensorflow/tensorflow/security/policy>, accessed on August, 2022.
- [25] —, “Using TensorFlow Securely,” <https://github.com/tensorflow/tensorflow/blob/master/SECURITY.md?plain=1#L152>, accessed on August, 2022.
- [26] PyTorch, “segfault in torch.nn.functional.embedding,” <https://github.com/pytorch/pytorch/issues/41780#issuecomment-662051286>, accessed on August, 2022.
- [27] “TensorFlow Vulnerability statistics,” <https://www.cvedetails.com/product/53738/Google-Tensorflow.html>, accessed on August, 2022.
- [28] PyTorch, “Floating point exception in torch.nn.functional.conv1d/2d/3d/ and conv\_transpose1d/2d/3d,” <https://github.com/pytorch/pytorch/issues/49523>, accessed on August, 2022.
- [29] —, “segmentation fault in torch.nn.AdaptiveMaxPool1d/2d/3d,” <https://github.com/pytorch/pytorch/issues/50960>, accessed on August, 2022.
- [30] —, “SIGSEGV in torch.linalg.inv,” <https://github.com/pytorch/pytorch/issues/53454>, accessed on August, 2022.
- [31] D. Xie, Y. Li, M. Kim, H. V. Pham, L. Tan, X. Zhang, and M. W. Godfrey, “Docter: Documentation-guided fuzzing for testing deep learning api functions,” in *Proceedings of the 31st ACM SIGSOFT International Symposium on Software Testing and Analysis*, ser. ISSSTA 2022, 2022.
- [32] Google, “Atheris:Structure-aware Fuzzing,” <https://github.com/google/atheris/blob/master/README.md>, accessed on August, 2022.
- [33] TensorFlow, “Tensorflow: Create an op,” [https://www.tensorflow.org/guide/create\\_op](https://www.tensorflow.org/guide/create_op), accessed on August, 2022.
- [34] PyTorch, “PyTorch C++ API,” [https://pytorch.org/docs/stable/cpp\\_index.html](https://pytorch.org/docs/stable/cpp_index.html), accessed on August, 2022.
- [35] TensorFlow, “TensorFlow C++ API,” [https://www.tensorflow.org/api\\_docs/cc](https://www.tensorflow.org/api_docs/cc), accessed on August, 2022.
- [36] PyTorch, “PyTorch binding code generation,” [https://github.com/pytorch/pytorch/blob/master/tools/autograd/gen\\_python\\_functions.py](https://github.com/pytorch/pytorch/blob/master/tools/autograd/gen_python_functions.py), accessed on August, 2022.
- [37] Python, “ctypes – A foreign function library for Python,” <https://docs.python.org/3/library/ctypes.html#module-ctypes>, accessed on August, 2022.
- [38] CFFI, “C Foreign Function Interface for Python,” <https://cffi.readthedocs.io/en/latest/>, accessed on August, 2022.
- [39] TensorFlow, “Tensorflow Eager execution code,” [https://github.com/tensorflow/tensorflow/blob/master/tensorflow/python/eager/pywrap\\_tf\\_src.cc](https://github.com/tensorflow/tensorflow/blob/master/tensorflow/python/eager/pywrap_tf_src.cc), accessed on August, 2022.
- [40] PyTorch, “Pytorch Convolution Module,” <https://github.com/pytorch/pytorch/blob/master/torch/nn/modules/conv.py>, accessed on August, 2022.
- [41] TensorFlow, “TensorFlow NN Operations Module,” [https://github.com/tensorflow/tensorflow/blob/master/tensorflow/python/ops/nn\\_ops.py](https://github.com/tensorflow/tensorflow/blob/master/tensorflow/python/ops/nn_ops.py), accessed on August, 2022.
- [42] PyTorch, “Pytorch Functional NN Module,” <https://github.com/pytorch/pytorch/blob/master/torch/nn/functional.py>, accessed on August, 2022.

- [43] J. Kim and J. Canny, "Interpretable Learning for Self-driving Cars by Visualizing Causal Attention," in *IEEE International Conference on Computer Vision*, 2017, pp. 2942–2950.
- [44] M. Bojarski, D. D. Testa, D. Dworakowski, B. Firner, B. Flepp, P. Goyal, L. D. Jackel, M. Monfort, U. Muller, J. Zhang, X. Zhang, J. Zhao, and K. Zieba, "End to end learning for self-driving cars," *CoRR*, 2016. [Online]. Available: <http://arxiv.org/abs/1604.07316>
- [45] E. Raff, J. Barker, J. Sylvester, R. Brandon, B. Catanzaro, and C. K. Nicholas, "Malware Detection by Eating a Whole EXE," in *Workshops at the Thirty-Second AAAI Conference on Artificial Intelligence*, 2018.
- [46] R. Pascanu, J. W. Stokes, H. Sanossian, M. Marinescu, and A. Thomas, "Malware classification with recurrent networks," in *IEEE International Conference on Acoustics, Speech and Signal Processing*, 2015.
- [47] J. Deng, J. Guo, N. Xue, and S. Zafeiriou, "Arcface: Additive Angular Margin Loss for Deep Face Recognition," in *IEEE/CVF Conference on Computer Vision and Pattern Recognition*, 2019, pp. 4690–4699.
- [48] O. M. Parkhi, A. Vedaldi, A. Zisserman *et al.*, "Deep face recognition," in *Proceedings of the British Machine Vision Conference*, 2015.
- [49] SANS Institute, "CWE/SANS TOP 25 Most Dangerous Software Errors," <https://www.sans.org/top25-software-errors/>, accessed on August, 2022.
- [50] Microsoft Security Response Center, "A proactive approach to more secure code," <https://msrc-blog.microsoft.com/2019/07/16/a-proactive-approach-to-more-secure-code/>, accessed on August, 2022.
- [51] The Chromium Projects, "Memory safety," <https://msrc-blog.microsoft.com/2019/07/16/a-proactive-approach-to-more-secure-code/>, accessed on August, 2022.
- [52] Z. Wang, M. Yan, J. Chen, S. Liu, and D. Zhang, "Deep learning library testing via effective model generation," in *Proceedings of the 28th ACM Joint Meeting on European Software Engineering Conference and Symposium on the Foundations of Software Engineering*, 2020.
- [53] Q. Guo, X. Xie, Y. Li, X. Zhang, Y. Liu, X. Li, and C. Shen, "Audee: Automated testing for deep learning frameworks," in *In proceedings of the 35th IEEE/ACM International Conference on Automated Software Engineering*, 2020.
- [54] A. Wei, Y. Deng, C. Yang, and L. Zhang, "Free lunch for testing: Fuzzing deep-learning libraries from open source," *arXiv preprint arXiv:2201.06589*, 2022.
- [55] X. Xie, L. Ma, F. Juefei-Xu, M. Xue, H. Chen, Y. Liu, J. Zhao, B. Li, J. Yin, and S. See, "DeepHunter: A coverage-guided fuzz testing framework for deep neural networks," in *Proceedings of the 28th ACM SIGSOFT International Symposium on Software Testing and Analysis*, 2019.
- [56] Google, "Atheris: A Coverage-Guided, Native Python Fuzzer," <https://github.com/google/atheris>, accessed on August, 2022.
- [57] P. Godefroid, "Fuzzing: Hack, Art, and Science," *Communications of the ACM*, vol. 63, no. 2, 2020.
- [58] "A collection of vulnerabilities discovered by the AFL fuzzer," <https://github.com/mrash/afl-cve>, accessed on August, 2022.
- [59] TensorFlow, "TensorFlow EditDistance raw op," [https://www.tensorflow.org/api\\_docs/python/tf/raw\\_ops/EditDistance](https://www.tensorflow.org/api_docs/python/tf/raw_ops/EditDistance), accessed on August, 2022.
- [60] Y. Wang, C. Zhang, X. Xiang, Z. Zhao, W. Li, X. Gong, B. Liu, K. Chen, and W. Zou, "Revery: From Proof-of-Concept to Exploitable," in *ACM SIGSAC Conference on Computer and Communications Security*, 2018.
- [61] T. Avgerinos, S. K. Cha, A. Rebert, E. J. Schwartz, M. Woo, and D. Brumley, "Automatic Exploit Generation," *Communications of the ACM*, vol. 57, no. 2, pp. 74–84, 2014.
- [62] Y. Shoshitaishvili, R. Wang, C. Salls, N. Stephens, M. Polino, A. Dutcher, J. Grosen, S. Feng, C. Hauser, C. Kruegel, and G. Vigna, "SoK:(S)state of) The Art of War: Offensive Techniques in Binary Analysis," in *IEEE Symposium on Security and Privacy*, 2016, pp. 138–157.
- [63] O. Bastani, R. Sharma, A. Aiken, and P. Liang, "Synthesizing Program Input Grammars," in *Proceedings of the 37th ACM SIGPLAN Conference on Programming Language Design and Implementation*, 2017.
- [64] C. De la Higuera, *Grammatical inference: learning automata and grammars*. Cambridge University Press, 2010.
- [65] D. Angluin, "Learning Regular Sets from Queries and Counterexamples," *Information and computation*, vol. 75, no. 2, 1987.
- [66] YAML, "YAML Ain't Markup Language," <https://yaml.org>.
- [67] PyTorch, "Native function declarations," [https://github.com/pytorch/pytorch/blob/master/aten/src/ATen/native/native\\_functions.yaml](https://github.com/pytorch/pytorch/blob/master/aten/src/ATen/native/native_functions.yaml), accessed on August, 2022.
- [68] —, "1D Max Pooling," <https://pytorch.org/docs/stable/generated/torch.nn.MaxPool1d.html>.
- [69] —, "Efficient PyTorch: Tensor Memory Format Matters," <https://pytorch.org/blog/tensor-memory-format-matters/>, accessed on August, 2022.
- [70] —, "PyTorch Generator class," <https://pytorch.org/docs/stable/generated/torch.Generator.html>, accessed on August, 2022.
- [71] TensorFlow, "ResourceMgr," [https://github.com/tensorflow/tensorflow/blob/master/tensorflow/core/framework/resource\\_mgr.h](https://github.com/tensorflow/tensorflow/blob/master/tensorflow/core/framework/resource_mgr.h), accessed on August, 2022.
- [72] PyTorch, "Cosine similarity," [https://pytorch.org/docs/stable/generated/torch.nn.functional.cosine\\_similarity.html](https://pytorch.org/docs/stable/generated/torch.nn.functional.cosine_similarity.html), accessed on August, 2022.
- [73] R. S. Bermudez, A. M. Sison, and R. P. Medina, "Extended prefixspan for efficient sequential pattern mining in a game-based learning environment," in *Proceedings of the 2nd Asia Pacific Information Technology Conference*, 2020.
- [74] R. Agrawal and R. Srikant, "Mining sequential patterns," in *Proceedings of the 11th International Conference on Data Engineering*, 1995.
- [75] K. Gouda, M. Hassaan, and M. J. Zaki, "Prism: An effective approach for frequent sequence mining via prime-block encoding," *Journal of Computer and System Sciences*, vol. 76, no. 1, 2010.
- [76] C. M. Bishop, *Pattern Recognition and Machine Learning*. springer, 2006.
- [77] TensorFlow Blog, "How-to Write a Python Fuzzer for TensorFlow," <https://blog.tensorflow.org/2021/04/how-to-write-python-fuzzer-for-tensorflow.html>, accessed on August, 2022.
- [78] "Clang: a C Language Family Frontend for LLVM," <https://clang.llvm.org/>, accessed on August, 2022.
- [79] D. Williams-King, H. Kobayashi, K. Williams-King, G. Patterson, F. Spano, Y. J. Wu, J. Yang, and V. P. Kemerlis, "Egalito: Layout-Agnostic Binary Recompilation," in *International Conference on Architectural Support for Programming Languages and Operating Systems*, 2020, pp. 133–147.
- [80] C.-K. Luk, R. Cohn, R. Muth, H. Patil, A. Klauser, G. Lowney, S. Wallace, V. J. Reddi, and K. Hazelwood, "Pin: Building Customized Program Analysis Tools with Dynamic Instrumentation," *ACM SIGPLAN Notices*, vol. 40, no. 6, pp. 190–200, 2005.
- [81] "Detailed List of Kernels Instrumented and Fuzzed with IvySyn," <https://github.com/ivysyn/ivysyn/tree/master/results/CSVs>.
- [82] TensorFlow, "TensorFlow dtype method," [https://www.tensorflow.org/api\\_docs/cc/class/tensorflow/tensor#dtype](https://www.tensorflow.org/api_docs/cc/class/tensorflow/tensor#dtype), accessed on August, 2022.
- [83] —, "TensorFlow raw\_ops namespace," [https://www.tensorflow.org/api\\_docs/python/tf/raw\\_ops](https://www.tensorflow.org/api_docs/python/tf/raw_ops), accessed on August, 2022.
- [84] LLVM, "Clang Python Bindings," <https://github.com/llvm-project/tree/main/clang/bindings/python>, accessed on August, 2022.
- [85] Python, "Python Setup Tools," <https://setuptools.pypa.io/en/latest/index.html>, accessed on August, 2022.

- [86] G. Klees, A. Ruef, B. Cooper, S. Wei, and M. Hicks, "Evaluating fuzz testing," in *Proceedings of the 2018 ACM SIGSAC Conference on Computer and Communications Security*.
- [87] H. B. Mann and D. R. Whitney, "On a Test of Whether one of Two Random Variables is Stochastically Larger than the Other," *The Annals of Mathematical Statistics*, vol. 18, no. 1, pp. 50 – 60, 1947.
- [88] J. Cohen, *Statistical power analysis for the behavioral sciences*. Routledge, 2013.
- [89] Google, "Structure-Aware Fuzzing with libFuzzer," <https://github.com/google/fuzzing/blob/master/docs/structure-aware-fuzzing.md>, accessed on August, 2022.
- [90] "LibFuzzer: A Library for Coverage-guided Fuzz Testing," <http://lvm.org/docs/LibFuzzer.html>, accessed on August, 2022.
- [91] "American Fuzzy Lop," <https://github.com/google/AFL>, accessed on August, 2022.
- [92] "DocTer Docker Instructions," [https://github.com/lin-tan/DocTer/blob/main/DocTer\\_instructions.md](https://github.com/lin-tan/DocTer/blob/main/DocTer_instructions.md).
- [93] "DocTer Docket Instructions," <https://pypi.org>.
- [94] TensorFlow, "Division by 0 in 'ResourceGather'," <https://github.com/tensorflow/tensorflow/security/advisories/GHSA-qjj8-32p7-h289>, accessed on August, 2022.
- [95] S. Proskurin, M. Momeu, S. Ghavamnia, V. P. Kemerlis, and M. Polychronakis, "xMP: Selective Memory Protection for Kernel and User space," in *IEEE Symposium on Security and Privacy*, 2020, pp. 563–577.
- [96] "Honggfuzz," <https://github.com/google/honggfuzz>, accessed on August, 2022.
- [97] J. Wang, B. Chen, L. Wei, and Y. Liu, "Skyfire: Data-driven Seed Generation for FXuzzing," in *Proceedings of the 38th IEEE Symposium on Security and Privacy*, 2017.
- [98] P. M. Maurer, "Generating Test Data with Enhanced Context-free Grammars," *IEEE Software*, vol. 7, no. 4, 1990.
- [99] E. G. Sireer and B. N. Bershad, "Using Production Grammars in Software Testing," *ACM SIGPLAN Notices*, vol. 35, no. 1, 1999.
- [100] R. Majumdar and R. Xu, "Directed Test Generation Using Symbolic Grammars," in *Proceedings of the 22nd IEEE/ACM International Conference on Automated Software Engineering*, 2007.
- [101] "Sulley," <https://github.com/OpenRCE/sulley>, accessed on August, 2022.
- [102] "BooFuzz," <https://github.com/jtpereyda/boofuzz>, accessed on August, 2022.
- [103] H. Han and S. K. Cha, "IMF: Inferred Model-based Fuzzer," in *Proceedings of the 2017 ACM SIGSAC Conference on Computer and Communications Security*.
- [104] J. Choi, K. Kim, D. Lee, and S. K. Cha, "Ntfuzz: Enabling type-aware kernel fuzzing on windows with static binary analysis," in *Proceedings of the 2021 IEEE Symposium on Security and Privacy*.
- [105] J. Corina, A. Machiry, C. Salls, Y. Shoshitaishvili, S. Hao, C. Kruegel, and G. Vigna, "Difuze: Interface aware fuzzing for kernel drivers," in *Proceedings of the 2017 ACM SIGSAC Conference on Computer and Communications Security*.
- [106] Google, "syzkaller - kernel fuzzer," <https://github.com/google/syzkaller>, accessed on August, 2022.
- [107] Y. Choi, H. Kim, H. Oh, and D. Lee, "Call-flow aware api fuzz testing for security of windows systems," in *Proceedings of the 2008 International Conference on Computational Sciences and Its Applications*.
- [108] V. Atlidakis, R. Geambasu, P. Godefroid, M. Polishchuk, and B. Ray, "Pythia: Grammar-Based Fuzzing of REST APIs with Coverage-guided Feedback and Learning-based Mutations," *arXiv preprint 2005.11498*, 2020.
- [109] V. Atlidakis, P. Godefroid, and M. Polishchuk, "RESTler: Stateful REST API Fuzzing," in *Proceedings of the 41st IEEE/ACM International Conference on Software Engineering*, 2019.
- [110] —, "Checking Security Properties of Cloud Services REST APIs," in *Proceedings of the 13th IEEE International Conference on Software Testing, Verification and Validation*, 2020.
- [111] G. Fraser and A. Arcuri, "Evosuite: Automatic Test Suite Generation for Object-oriented Software," in *Proceedings of the 19th ACM SIGSOFT Symposium and the 13th European Conference on Foundations of Software Engineering*, 2011.
- [112] H. Raffelt, B. Steffen, and T. Margaria, "Dynamic Testing via Automata Learning," in *Haifa Verification Conference*, 2007.
- [113] B. P. Miller, L. Fredriksen, and B. So, "An Empirical Study of the Reliability of UNIX Utilities," *Communications of the ACM*, vol. 33, no. 12, 1990.
- [114] D. M. Ritchie and K. Thompson, "The unix time-sharing system," *Commun. ACM*, vol. 26, no. 1, 1983.
- [115] M. Böhme, V.-T. Pham, and A. Roychoudhury, "Coverage-based Greybox Fuzzing as Markov Chain," *IEEE Transactions on Software Engineering*, vol. 45, no. 5, 2017.
- [116] C. Lemieux and K. Sen, "Fairfuzz: Targeting Rare Branches to Rapidly Increase Greybox Fuzz Testing Coverage," *arXiv preprint arXiv:1709.07101*, 2017.
- [117] S. Rawat, V. Jain, A. Kumar, L. Cojocar, C. Giuffrida, and H. Bos, "VUzzer: Application-aware Evolutionary Fuzzing," in *Proceedings of the 24th Network and Distributed System Security Symposium*, 2017.
- [118] S. Gan, C. Zhang, X. Qin, X. Tu, K. Li, Z. Pei, and Z. Chen, "Collaff: Path sensitive fuzzing," in *IEEE Symposium on Security and Privacy*, 2018.
- [119] M. Böhme, V.-T. Pham, M.-D. Nguyen, and A. Roychoudhury, "Directed greybox fuzzing," in *Proceedings of the 2017 ACM SIGSAC Conference on Computer and Communications Security*.
- [120] Y. Li, B. Chen, M. Chandramohan, S.-W. Lin, Y. Liu, and A. Tiu, "Steelix: Program-state Based Binary Fuzzing," in *Proceedings of the 11th Joint Meeting on Foundations of Software Engineering*, 2017.
- [121] A. Rebert, S. K. Cha, T. Avgerinos, J. Foote, D. Warren, G. Grieco, and D. Brumley, "Optimizing Seed Selection for Fuzzing," in *Proceedings of the 23rd USENIX Security Symposium*, 2014.
- [122] D. E. Rumelhart, G. E. Hinton, and R. J. Williams, *Learning Representations by Back-Propagating Errors*. MIT Press, 1988.
- [123] H. Peng, Y. Shoshitaishvili, and M. Payer, "T-Fuzz: Fuzzing by Program Transformation," in *Proceedings of the 39th IEEE Symposium on Security and Privacy*, 2018.
- [124] D. She, K. Pei, D. Epstein, J. Yang, B. Ray, and S. Jana, "NEUZZ: Efficient Fuzzing with Neural Program Learning," in *Proceedings of the 40th IEEE Symposium on Security and Privacy*, 2019.
- [125] M. Rajpal, W. Blum, and R. Singh, "Not all bytes are equal: Neural byte sieve for fuzzing," *arXiv preprint arXiv:1711.04596*, 2017.
- [126] K. Böttinger, P. Godefroid, and R. Singh, "Deep reinforcement fuzzing," in *2018 IEEE Security and Privacy Workshops*, 2018.
- [127] K. Böttinger and C. Eckert, "Deepfuzz: Triggering Vulnerabilities Deeply Hidden in Binaries," in *Proceedings of the International Conference on Detection of Intrusions and Malware, and Vulnerability Assessment*, 2016.
- [128] "Overview of JPEG," <https://jpeg.org/jpeg/>, accessed on August, 2022.
- [129] "MPEG Layer III Audio Encoding)," <https://www.loc.gov/preservati/on/digital/formats/fdd/fdd000012.shtml>, accessed on August, 2022.
- [130] "MPEG-4: The Moving Picture Experts Group," <https://mpeg.chiariglione.org/standards/mpeg-4>, accessed on August, 2022.



- [131] “ELF format of Executable and Linking Format (ELF) files,” <http://man7.org/linux/man-pages/man5/elf.5.html>, accessed on August, 2022.
- [132] “GNU Binutils,” <https://www.gnu.org/software/binutils/>, accessed on August, 2022.
- [133] “Extensible Markup Language (XML),” <https://www.w3.org/TR/xml/>, accessed on August, 2022.
- [134] “GCC, the GNU Compiler Collection,” <https://gcc.gnu.org/>, accessed on August, 2022.
- [135] “CPython,” <https://github.com/python/cpython>, accessed on August, 2022.
- [136] “Java,” <https://www.java.com/en/>, accessed on August, 2022.
- [137] J. Wang, B. Chen, L. Wei, and Y. Liu, “Superior: Grammar-aware Greybox Fuzzing,” in *Proceedings of the 41st IEEE/ACM International Conference on Software Engineering*, 2019.
- [138] P. Srivastava and M. Payer, “Gramatron: Effective grammar-aware fuzzing,” in *Proceedings of the 30th ACM SIGSOFT International Symposium on Software Testing and Analysis*, 2021.
- [139] R. Padhye, C. Lemieux, K. Sen, M. Papadakis, and Y. Le Traon, “Semantic Fuzzing with zest,” in *Proceedings of the 28th ACM SIGSOFT International Symposium on Software Testing and Analysis*, 2018.
- [140] R. Padhye, C. Lemieux, K. Sen, L. Simon, and H. Vijayakumar, “FuzzFactory: Domain-Specific Fuzzing with Waypoints,” *Proceedings of the ACM on Programming Languages*, vol. 3, 2019.
- [141] P. Godefroid, A. Kiezun, and M. Y. Levin, “Grammar-based Whitebox Fuzzing,” in *Proceedings of the 28th ACM SIGPLAN Conference on Programming Language Design and Implementation*, 2008.
- [142] V. Le, C. Sun, and Z. Su, “Finding Deep Compiler Bugs via Guided Stochastic Program Mutation,” *ACM SIGPLAN Notices*, vol. 50, no. 10, 2015.
- [143] “APIFuzzer,” <https://github.com/KissPeter/APIFuzzer>, accessed on August, 2022.
- [144] “Peach Fuzzer,” <http://www.peachfuzzer.com/>, accessed on August, 2022.
- [145] V.-T. Pham, M. Böhme, and A. Roychoudhury, “AFLNET: A Greybox Fuzzer for Network Protocols,” in *Proceedings of the 13th IEEE International Conference on Software Testing, Verification and Validation*, 2020.
- [146] I. J. Goodfellow, J. Shlens, and C. Szegedy, “Explaining and Harnessing Adversarial Examples,” *arXiv preprint arXiv:1412.6572*, 2014.
- [147] K. Pei, Y. Cao, J. Yang, and S. Jana, “Deepxplore: Automated whitebox testing of deep learning systems,” in *Proceedings of the 26th Symposium on Operating Systems Principles*, 2017.
- [148] L. Ma, F. Zhang, J. Sun, M. Xue, B. Li, F. Juefei-Xu, C. Xie, L. Li, Y. Liu, J. Zhao *et al.*, “Deepmutation: Mutation testing of deep learning systems,” in *IEEE 29th International Symposium on Software Reliability Engineering*, 2018.
- [149] Q. Hu, L. Ma, X. Xie, B. Yu, Y. Liu, and J. Zhao, “Deepmutation++: A mutation testing framework for deep learning systems,” in *In Proceedings of the 34th IEEE/ACM International Conference on Automated Software Engineering*, 2019.
- [150] J. Guo, Y. Jiang, Y. Zhao, Q. Chen, and J. Sun, “Dlfuzz: Differential fuzzing testing of deep learning systems,” in *Proceedings of the 2018 26th ACM Joint Meeting on European Software Engineering Conference and Symposium on the Foundations of Software Engineering*.
- [151] N. Papernot, P. McDaniel, X. Wu, S. Jha, and A. Swami, “Distillation as a defense to adversarial perturbations against deep neural networks,” in *IEEE symposium on security and privacy*, 2016.
- [152] M. Lecuyer, V. Atlidakis, R. Geambasu, D. Hsu, and S. Jana, “Certified robustness to adversarial examples with differential privacy,” in *IEEE Symposium on Security and Privacy*. IEEE, 2019.

```

1  Tensor _remove_batch_dim(const Tensor& self,
2      int64_t level, int64_t batch_size,
3      int64_t out_dim) {
4      if (!has_level(self, level)) {
5          auto self_sizes = self.sizes();
6          VmapDimVector expanded_sizes(
7              self_sizes.begin(), self_sizes.end());
8              expanded_sizes.insert(
9                  expanded_sizes.begin() + out_dim,
10                 batch_size);
11             return self.expand(expanded_sizes);
12         // ...
13     }

```

Listing 4: Relevant code from the vulnerable `_remove_batch_dim` kernel in PyTorch.

- [153] J. Cohen, E. Rosenfeld, and Z. Kolter, “Certified adversarial robustness via randomized smoothing,” in *International Conference on Machine Learning*, 2019.
- [154] “CVE-2022-29208 Detail,” <https://nvd.nist.gov/vuln/detail/CVE-2022-29208>.
- [155] “CVE-2022-29194 Detail,” <https://nvd.nist.gov/vuln/detail/CVE-2022-29194>.
- [156] “\_remove\_batch\_dim kernel in PyTorch,” <https://github.com/pytorch/pytorch/blob/bc2c6edaf163b1a1330e37a6e34caf8c553e4755/aten/src/ATen/native/Batching.cpp#L100>.
- [157] “TensorFlow EditDistanceOp patch,” <https://github.com/tensorflow/tensorflow/commit/30721cf564cb029d34535446d6a5a6357bebc8e7>.
- [158] “Scalar tensor method in TensorFlow,” <https://github.com/tensorflow/tensorflow/blob/919f693420e35d00c8d0a42100837ae3718f7927/tensorflow/core/framework/tensor.h#L895>.
- [159] “DeleteSessionTensorOp patch,” <https://github.com/tensorflow/tensorflow/commit/cff267650c6a1b266e4b4500f69fbc49cdd773c5>.
- [160] “TensorFlow QuantizedConv2DOP patch,” <https://github.com/tensorflow/tensorflow/commit/0f0b080ecde4d3dfec158d6f60da34d5e31693c4>.
- [161] “TensorFlow Conv3DBackpropFilterOp patch,” <https://github.com/tensorflow/tensorflow/commit/174c5096f303d5be7ed2ca2662b08371bff4ab88>.
- [162] “TensorFlow LSTMBlockCellOp patch,” <https://github.com/tensorflow/tensorflow/commit/803404044ae7a1efac48ba82d74111fce1ddb09a>.

## Appendix

To provide a better insight regarding how the offending inputs discovered by IvySyn can lead to memory or fatal runtime errors, we discuss the root causes of 3 crashes in kernels across the two frameworks. We analyze one memory corruption vulnerability discovered in PyTorch, and one fatal runtime error (caused by a SIGABRT) and one out-of-bounds memory write (causing a SIGSEGV) in TensorFlow. All the 3 cases were previously-unknown vulnerabilities that were first discovered by IvySyn, while the 2 presented TensorFlow vulnerabilities were also assigned CVEs [154], [155].

**Memory Corruption in `_remove_batch_dim` (PyTorch).** IvySyn uncovered a memory corruption vulnerability in PyTorch’s `_remove_batch_dim` [156] kernel; Listing 4 lists the relevant code. In particular, when `has_level` returns false, execution will reach ln. 6,

```

1  class EditDistanceOp : public OpKernel {
2      void Compute(OpKernelContext* ctx) override {
3          // ...
4          if (g_truth == g_hypothesis) {
5              auto loc = std::inner_product(g_truth.begin(),
6              g_truth.end(), output_strides.begin(),
7              int64_t{0});
8              OP_REQUIRES(
9                  ctx,
10                 0 <= loc &&
11                 loc < output_elements,
12                 errors::Internal("..."));
13                 output_t[loc] =
14                 gtl::LevenshteinDistance<T>(truth_seq,
15                 hypothesis_seq, cmp);
16                 // ...
17             }

```

Listing 5: Relevant code from the vulnerable `Compute()` function of the `EditDistanceOp` kernel in TensorFlow. The highlighted line indicates the bug-fixing patch, which was omitted in the original version of the kernel.

```

1      void Compute(OpKernelContext* ctx) override {
2          const Tensor& handle = ctx->input(0);
3          OP_REQUIRES(ctx, TensorShapeUtils::IsScalar(
4              handle.shape()),
5              errors::InvalidArgument( "`handle`
6              must be scalar"));
7          const string& name =
8              handle.scalar<tstring>()();
9          // ...
10         }

```

Listing 6: Relevant code from the vulnerable `Compute()` function of the `DeleteSessionTensorOp` kernel in TensorFlow. The highlighted lines indicate the bug-fixing patch, which was omitted in the original version of the kernel.

where the *attacker-provided* value `batch_size` will be written at an offset from the `expanded_sizes` vector, which is also determined by the *attacker-provided* value `out_dim` (ln. 8–10). Since there are no sanity checks on either argument and both are 64-bit values, the attacker can gain an 8-byte, *controlled* (“buffer underflow”) write.

**Out-of-bounds Write in `EditDistanceOp` (TensorFlow).** IvySyn uncovered a memory corruption in TensorFlow’s `EditDistanceOp` kernel; Listing 5 lists the relevant code. The `loc` variable is computed as the inner product of the *attacker-controlled* `g_truth` and `output_strides` variables (ln. 5-7). This variable is then used as an index for a write operation relative to the `output_t` array. The upper bound of the `loc` value is properly checked (ln. 11), however no check on whether the value is *positive* exists. As a result, an attacker can perform a *controlled* (“buffer underflow”) write by providing inputs such that the `loc` variable results in a negative value.

After reporting this vulnerability to the TensorFlow developers, a check on the value of the `loc` variable was added (ln. 10) [157]. This vulnerability was deemed of critical severity and was assigned a *high* CVE score [154].

**Runtime Error in `DeleteSessionTensorOp` (TensorFlow).** In this case, the attacker can trigger an fatal runtime

error by providing a non-one-dimensional tensor as the input for the `handle` argument, resulting in abnormal process termination. As shown in Listing 6 (ln. 6), the `scalar()` [158] method will be invoked on the input tensor. Internally, `scalar()` checks whether the provided tensor is one-dimensional, and exits the program by calling `abort()`, if the check fails. The kernel developers wrongly assumed that the user will properly provide a one-dimensional input and omitted to check the input shape *before* calling `scalar()`. After reporting this vulnerability to the TensorFlow security team, it was patched by properly inserting a check and throwing a Python `InvalidArgument` error, instead of aborting the program in case of bad input (ln. 3-5) [159].

Similar wrong assumptions about the shapes and contents of the input arguments exist across the TensorFlow codebase, resulting to a high number of missing validation checks, thereby giving an attacker opportunities to cause fatal errors by forcing the victim process to abort execution. Various other vulnerabilities discovered by IvySyn were handled in a similar manner, with the TensorFlow developers adding the proper checks instead of making assumptions about the provided input [160]–[162]. Even though an attacker may not gain a memory corruption primitive, the promptness in the response of the TensorFlow security team, as well as the assignment of CVEs, indicate the importance of finding and fixing these types of vulnerabilities.