

Overcoming temperature limits in the optical cooling of solids using light-dressed states

Conor N. Murphy, Luísa Toledo Tude and Paul R. Eastham
School of Physics, Trinity College Dublin, Dublin 2, Ireland
 (Dated: October 20, 2023)

Laser cooling of solids currently has a temperature floor of 50 – 100 K. We propose a method that could overcome this using defects, such as diamond color centers, with narrow electronic manifolds and bright optical transitions. It exploits the dressed states formed in strong fields which extend the set of phonon transitions and have tunable energies. This allows an enhancement of the cooling power and diminishes the effect of inhomogeneous broadening. We demonstrate these effects theoretically for the silicon-vacancy and the germanium-vacancy, and discuss the role of background absorption, phonon-assisted emission, and non-radiative decay.

The optical cooling of solids to low temperatures is an important open challenge. The current method [1–3] is anti-Stokes fluorescence in rare-earth doped glasses [4]. In this process a rare-earth ion absorbs light, creating an excited electronic state which then absorbs phonons before re-emitting the light at a higher frequency. Despite the competing heating by non-radiative decay and background absorption, temperatures as low as 91 K have been reached [3]. This is, however, reaching the fundamental limit of 50 – 100 K [4] set by the phonon energy that can be absorbed effectively. The same issue of a characteristic phonon energy also limits the possible cooling by absorption of optical phonons reported in room-temperature semiconductors [5, 6] (see also Ref. [7]), and while various techniques have been considered to improve performance along with different cooling schemes [2, 3, 6, 8–10], they do not address this problem. One route to reaching lower temperatures exploits the continuous electronic dispersion in semiconductors [11–15], but has yet to be achieved [7].

In this Letter, we propose a mechanism by which the temperature floor of solid-state laser cooling could be overcome, using quasi-resonant excitation of a suitable defect state. We focus on the group IV color centers in diamond and in particular the negatively charged Silicon-Vacancy defect (SiV). The states of this defect comprise a ground-state and an excited-state manifold with dipole-active optical transitions between the two [16–19]. At sufficiently low temperatures the optical spectrum shows four lines, two of which could be resonantly driven to produce a form of anti-Stokes cooling. For weak driving this process is very sensitive to detuning. However, for stronger driving the dynamics becomes controlled by laser-dressed states rather than the original electronic eigenstates. The formation of these states, via the Autler-Townes/a.c. Stark effect [20], leads to a more complex cooling process with many phonon transitions occurring within the dressed-state spectrum. This process, which we dub Dressed state Anti-Stokes Cooling (DASC), corresponds to the inelastic scattering of the driving laser in the strong-driving regime. Importantly, it can be tuned to optimise the phonon absorption rates:

by controlling the field intensity and detuning, the energy gaps and phonon matrix elements are modified in such a way that the coupling to the phonons is larger for the most occupied states at a given temperature. For the SiV we predict high gross cooling powers, of 1 – 100 fW per defect, down to temperatures of a few Kelvin. This is many orders-of-magnitude greater than could be achieved using rare-earth ions, even at the higher temperatures where they can operate. Furthermore, the cooling effect occurs over a broad range of detunings (see Fig. 1), and so survives in the presence of inhomogeneous broadening. While it will compete with various heating processes, as we discuss later, our results suggest DASC could enable the optical cooling of solids to temperatures unachievable with existing methods.

The SiV in diamond [18] is one of a family of group IV color centers [19] that are candidates for DASC. We focus on the SiV, although we obtain similar results for the Germanium-Vacancy (GeV) [21]. These defects are of interest for quantum nanophotonics, acting as both optically addressable spin qubits and effective single-photon emitters [22]. The electronic and spin states have long coherence times in the low temperature regime we consider, producing lifetime-limited spectra without spectral diffusion [18]. The spin coherence time for the SiV is sub-microsecond due to phonon scattering within the ground-state manifold [18]. While this is disadvantageous for use as a spin qubit, it is beneficial for cooling because it allows rapid phonon absorption. Conventional anti-Stokes cooling using the SiV and related Nitrogen Vacancy (NV) was considered in recent works [23, 24], based on the broad absorption lines observed at room temperature. Here we consider, instead, high quality materials at low temperatures. This opens up the possibility of precision cooling approaches with tailored excitation of well-characterized transitions. Methods for cooling micromechanical resonators using the NV and SiV have been proposed [25, 26], however, the goal in that case is to cool a single resonator mode, whereas we consider cooling of the bulk material.

A disadvantage of our method is that it is likely to require pre-cooling of the sample, unlike anti-Stokes cooling

which operates from room temperature. Our analysis is restricted to a low temperature regime where we may use the Born-Markov approximation including only lowest-order single-phonon processes [21], and where heating due to non-radiative decay may not be overwhelming. For the SiV there is a strong decrease in the emission lifetime [27] above ~ 100 K, suggesting significant non-radiative decay which would preclude cooling. Another disadvantage of this type of defect is the presence of emission into phonon sidebands [18, 22, 28, 29]. This will produce a competing heating effect, which may have to be suppressed using photonic structures [30–32].

To study optical cooling using an SiV we use an open-quantum systems description based on the Born-Markov approximation. As usual, we divide the problem into a system and baths, with the system Hamiltonian describing the SiV driven by a laser. It is a one-hole system with eight levels, four associated with spin-up and four with spin-down. The levels in each spin sector form an excited (u) and ground (g) state manifold, each containing two levels (see Fig. 1). The states in each manifold, $|u_{\pm}\rangle$ and $|g_{\pm}\rangle$, are split by the spin-orbit coupling constants $\lambda^u = 1.11$ meV and $\lambda^g = 0.19$ meV [16]. We ignore the small contribution of the linear vibronic Jahn-Teller interaction, which is around 5% of the spin-orbit coupling and so would not qualitatively affect our results. The manifolds are separated by the Zero Phonon Line (ZPL) energy $E_{\text{ZPL}} = 1.68$ eV, and coupled by electric-dipole optical transitions of various polarizations. We suppose that these transitions are driven by lasers of a single frequency ω_l , and use the Floquet basis obtained after a unitary transformation $U = e^{i\omega_l t(|u_+\rangle + |u_-\rangle)}$. The Hamiltonian for the spin-up sector is, with $\hbar = 1$,

$$H_S = \frac{1}{2} \begin{pmatrix} -\Delta + \lambda^u & 0 & \Omega_z & \Omega_+ \\ 0 & -\Delta - \lambda^u & \Omega_- & \Omega_z \\ \Omega_z & \Omega_- & \Delta + \lambda^g & 0 \\ \Omega_+ & \Omega_z & 0 & \Delta - \lambda^g \end{pmatrix}. \quad (1)$$

The basis here is in the order of decreasing energy in the original frame. In the Floquet basis the energies are shifted by the laser frequency, and given in terms of the detuning from the zero-phonon line $\Delta = \omega_l - \omega_{\text{ZPL}}$. Ω_z is the Rabi frequency quantifying the strength of the driving with polarization along the z-axis, which is the [111] crystal axis, and Ω_{\pm} are the Rabi frequencies for the two circular polarizations in the xy plane. The Hamiltonian for the spin-down sector is identical, except that the two circular polarizations are swapped. Most of our results refer to situations where $\Omega_+ = \Omega_-$, so that H_S describes both spin sectors.

Acoustic phonons cause transitions between states in each manifold due to the intramanifold coupling [26]

$$H_{I1} = \sum_k (f_k^u |u_+\rangle \langle u_-| + f_k^g |g_+\rangle \langle g_-| + \text{H.c.}) \otimes (a_k + a_k^\dagger). \quad (2)$$

They also affect the energy separation of the manifolds due to the intermanifold deformation-potential coupling [33, 34]

$$H_{I2} = \sum_k g_k (|u_+\rangle \langle u_+| + |u_-\rangle \langle u_-| - |g_+\rangle \langle g_+| - |g_-\rangle \langle g_-|) \otimes (a_k + a_k^\dagger). \quad (3)$$

The bath has a super-Ohmic spectral density, reflecting the density-of-states of the acoustic phonons and the frequency dependence of the electron-phonon coupling. We use the expression [33, 34] $J(\omega) = 2A\omega_c^{-2}\omega^3 e^{-\omega/\omega_c}$ with $A = 0.0275$ and $\omega_c = 2\pi$ rad ps $^{-1}$. We include only the bulk phonon contribution relevant to our results, neglecting the local phonons which have much higher energies. The intermanifold coupling has been modelled [26] using the same form of $J(\omega)$ but with $A = 0.073$, reflecting the difference in matrix elements. We include this difference in the ratio f_k^u/g_k and for simplicity take $f_k^u = f_k^g$.

An equation-of-motion for the reduced density matrix of the SiV can be obtained using the Born-Markov approximation [35], which is well justified in the parameter regimes we consider [21]. The general form we use here is given in [21, 36], along with the form for the mean heat current obtained using the method of full counting statistics [37]. In our case this heat current J is that between the phonons and the SiV. We include the radiative decays using standard Lindblad dissipators [35], one for each transition from one of the u states to one of the g states. We neglect differences in the rates of the different decays, which are factors of order one, and take them all to have rate $\gamma_0 = 1$ ns $^{-1}$ [38, 39]. We drop the Lamb shift terms, which are negligible, but do not make the secular approximation. Although it would be valid for strong driving, it fails for weak resonant driving, and we wish to treat both regimes. While it has been argued to be necessary [40, 41], calculations without it nonetheless give accurate results [36, 42–44].

Fig. 1 shows the calculated cooling power as a function of driving frequency, for a single SiV at a temperature of 20 K, driven with $\Omega_z = \Omega_+ = \Omega_-$. Different curves correspond to different driving strengths, i.e., Rabi splittings, similar to those reached in experiments [45]. At weak driving, we see two characteristic peaks on each side of zero detuning, with those on the red (blue) side corresponding to net cooling (heating) of the phonons. The cooling (heating) effect corresponds to weak resonant driving of the two lowest (highest) of the four lines in the optical spectrum. As the driving is increased the red-detuned features first evolve into a broad spectral region where there is a very high cooling power. Further increases, beyond the driving strengths shown, then lead to a reduction in the maximum power.

To explain these phenomena we show in Fig. 2 the energy levels for H_S and the breakdown of the heat current into contributions from each pair of levels, for two dif-

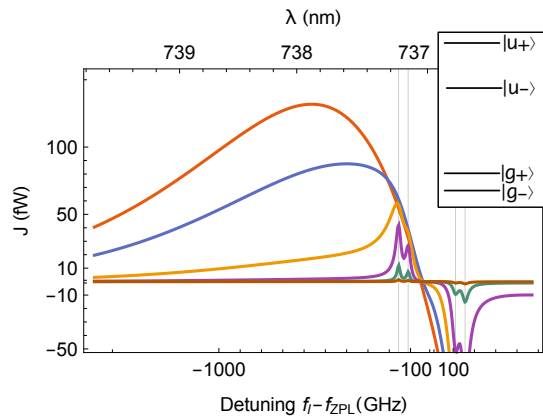


FIG. 1. Calculated cooling power of a single laser-driven SiV at $T = 20$ K, as a function of laser detuning. Different curves correspond to the different Rabi frequencies, i.e., driving strengths, $\Omega = 2 \times 10^{-0.5}, 2 \times 10^{-1}, \dots, 2 \times 10^{-3}$ rad ps $^{-1}$. Rabi frequency decreases from the top to the bottom curves on the left of the plot. All polarizations are driven equally, $\Omega_z = \Omega_+ = \Omega_- = \Omega$. The vertical lines mark the four transitions between the ground-state and excited-state manifolds. The inset shows the spin-up levels of the SiV.

ferent driving strengths and detunings. Here we have taken only Ω_- to be non-zero. Panels (a) and (c) illustrate the behavior for weak driving resonant with the lowest-energy optical transition, from $|g_+\rangle$ to $|u_-\rangle$. In the Floquet basis these levels are degenerate, and weakly coupled by the driving laser. This does not produce a noticeable energy splitting, and its effect is merely to transfer population between the states. This leads to an anti-Stokes-type cooling cycle operating with the unperturbed states: phonons are absorbed in transitions within each manifold, and the cycle is closed by absorption of laser photons and radiative decay. The dominant contribution to the cooling power at this temperature comes from phonon absorption in the upper manifold, because the rate is proportional to the product of the phonon spectral density, $J(\omega)$, and the occupation factor, $n(\omega) = (e^{\beta\omega} - 1)^{-1}$, which is larger at the transition energy λ^u than at λ^g . In this weak driving regime the energy shifts and line broadenings are small, and cooling only occurs close to resonance.

The behavior for stronger driving, below the lowest-energy transition, is exemplified by Fig. 2b. This diagram shows the original energy levels in the Floquet basis, as well as the energy levels of H_S . The states $|u_-\rangle$ and $|g_+\rangle$ are strongly mixed by the driving field, to form dressed-states $|D_{\pm}\rangle = \beta|u_-\rangle \pm \alpha|g_+\rangle$, with energies shifted as in the Autler-Townes effect. This mixing allows direct single-phonon processes which do not occur otherwise, for example, from the state nearest in energy to $|g_+\rangle$, $|D_-\rangle$, to the state $|u_+\rangle$, which can occur via H_{I1} given the admixture of $|u_-\rangle$ in $|D_-\rangle$. This mixing also leads to effects due to the deformation-potential interac-

tion H_{I2} , which causes phonon transitions between the dressed states $|D_{\pm}\rangle$. This type of process has previously been predicted to allow cooling with quantum-dot excitons [46, 47], though in our case it provides only a small fraction of the heat current. As can be seen in Fig. 2d, the larger heat current compared with the weak driving case is mostly due to the increase in number and power of the transitions involving H_{I1} . This reflects the better match between the splittings in the strong-driving spectrum and the product $J(\omega)n(\omega)$. Since significant mixing occurs for driving within a detuning $\sim \Omega$ of a resonance, the cooling effect does not require exact resonance and will survive some inhomogeneous broadening. Referring to Fig. 1 we see that, for the largest Rabi splitting shown, cooling would be possible for inhomogeneous broadenings up to several nanometres. This is similar to that seen in polycrystalline diamond, and much larger than that in the monocrystalline material [17, 38].

There is a maximum in the cooling power as a function of driving strength because the relaxation processes, and therefore the heat flows, depend on the dressed-state energies and compositions [48]. At large Ω the phonon heat current changes sign, and the cycle operates as a heater. For a two-level model one can define an effective temperature for the photons, whose relation to temperature of the phonon bath determines the direction of heat flow [49].

Figure 3 shows the calculated maximum cooling power, obtained by maximizing over the detuning, as a function of temperature. We also show the corresponding values of the detuning. For weak driving, the optimal detuning is indistinguishable from that of the $|g_+\rangle \rightarrow |u_-\rangle$ transition, $-(\lambda^u + \lambda^g)/2$. The cooling power starts at zero and initially increases, before remaining constant for $T \gtrsim 10$ K $\approx \lambda^u/k$. This saturation reflects the existence of a characteristic maximum energy, λ^u in this case, that can be absorbed per cycle at weak driving. In contrast, for strong driving the dressed-state spectrum contains transitions at the typical phonon energy $\sim kT$, allowing a high cooling rate and a linear temperature dependence at the higher temperatures shown. As this indicates, the benefit of strong driving is not in enhancing the cooling below the temperature scales set by the undressed gaps. Rather, it would be in allowing systems with smaller gaps, such as the SiV, to be used effectively above those temperatures.

The cooling will compete with heating due to background absorption in the host material. The Rabi frequency $\hbar\Omega = dE_0$, where d is the transition dipole moment and E_0 the electric field amplitude, and the intensity is $I = c\epsilon_0 n E_0^2/2$. The heating rate due to background absorption, per SiV, is then $c\epsilon_0 n \hbar^2 \Omega^2 \alpha_b / (2d^2 \rho)$, where α_b is the background absorption coefficient and ρ the SiV density. Considering the strongest field used in Fig. 1, we have a heating power $\sim 10^{25}(\alpha_b/\rho)$ fW m $^{-2}$, against a cooling power of ~ 100 fW. Taking a

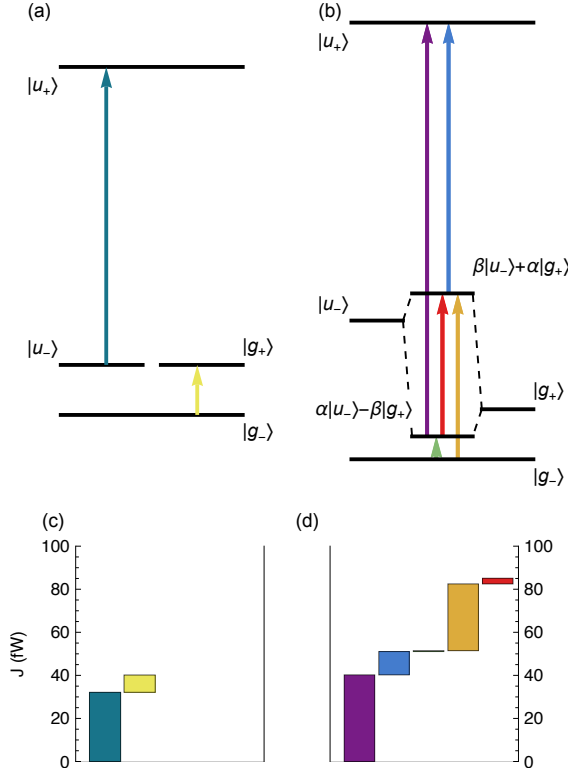


FIG. 2. Energy levels of the Floquet states (top row), and associated heat currents for each pair of levels (bottom row) for weak resonant driving (left column), and strong driving (right column). For weak driving the energy levels are unaffected, and phonon cooling occurs via transitions between the unperturbed states. Strong driving gives the energies shown in the central part of panel (b), which are shifted relative to the undriven case (outer parts). Phonon cooling occurs via transitions between laser-dressed states formed from admixtures of the original levels. $\Omega_+ = \Omega_z = 0$. Left column: $\Omega_- = 2 \times 10^{-2}$ rad ps $^{-1}$, with driving on the $|g_+\rangle \rightarrow |u_-\rangle$ transition. Right column: $\Omega_- = 2 \times 10^{-0.5}$ rad ps $^{-1}$, with driving 80 GHz below the transition.

conservative background absorption coefficient $\alpha_b = 0.1$ cm $^{-1}$ [50], and $d = 14.3$ Debye [18] we then predict net cooling for $\rho \gtrsim 10^{24}$ m $^{-3}$, or about one SiV per 10^5 carbon atoms. Thus background heating is unlikely to be a limitation.

A second competing heating effect arises from radiative decay accompanied by the emission of phonons. In general, only a fraction α of the radiative decay is into the ZPL, with the remainder into the phonon sideband. For DASC, the maximum cooling power is limited by the radiative decay rate into the ZPL, and so is $\sim kT\alpha\gamma_0 p_u$, where p_u is the probability of occupying the upper manifold. The heating rate by sideband emission, with mean phonon energy \bar{E}_{sb} , is $\sim (1 - \alpha)\gamma_0 p_u \bar{E}_{sb}$, so net cooling requires $\alpha > \bar{E}_{sb}/(\bar{E}_{sb} + kT)$. For the SiV, there is a strong effect of a local phonon with energy

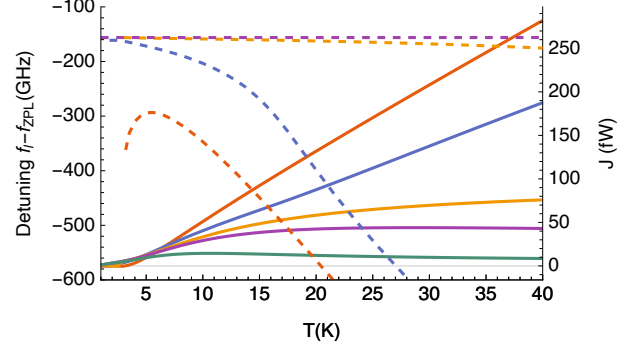


FIG. 3. Maximum cooling power (solid curves, right axis) and corresponding detuning (dashed curves, left axis) as a function of temperature for several different driving strengths. Results are shown for $\Omega_z = \Omega_+ = \Omega_- = 2 \times 10^{-0.5}, 2 \times 10^{-1}, \dots, 2 \times 10^{-2.5}$ rad ps $^{-1}$. The smallest Rabi frequency corresponds to the smallest power on the right of the plot, and the largest (least negative) detuning. The detuning curves for the two smallest Rabi frequencies coincide.

≈ 60 meV [34], so at 30 K net cooling occurs if $\alpha > 0.95$. Many works [19, 27, 28, 51, 52] suggest $\alpha \approx 0.7$, however, $\alpha \approx 0.9$ has been reported [18, 22]. Furthermore, α can be increased by using photonic structures [30–32].

A third competing heating effect is non-radiative decay from the u to the g manifold. The impact of this will be similar to that in conventional laser cooling [4]. A non-radiative decay with rate γ_{NR} implies heating $E_{ZPL}\gamma_{NR}p_u$. Net cooling at 10 K then requires $\gamma_0/\gamma_{NR} > E_{ZPL}/kT \gtrsim 1000$, or a quantum efficiency (QE) of at least 99.9%. Experimental results for the QE in the low-temperature regime relevant here are scarce, although a lower bound on the QE of 30% has been found [18] from the measured lifetime and dipole moment. However, significantly longer lifetimes have been measured [38], which would imply much higher QEs, as would the rates from fits to second-order coherence data [17]. A value of 67% was found in room-temperature experiments [31], again implying a high QE at low temperatures, where the activated non-radiative processes disappear. Given these results we suggest that the QE required for cooling is achievable, with the low values in the literature perhaps due to extrinsic effects such as strain. They may also reflect the use of non-resonant excitation, which could introduce broadening and non-radiative relaxation pathways that would not be present with resonant excitation. We note also recent measurements of the Germanium vacancy [53–55] which suggest a high QE. We have investigated cooling in this defect and obtain results similar to those for the SiV [21].

Finally, we point out that the DASC process could be

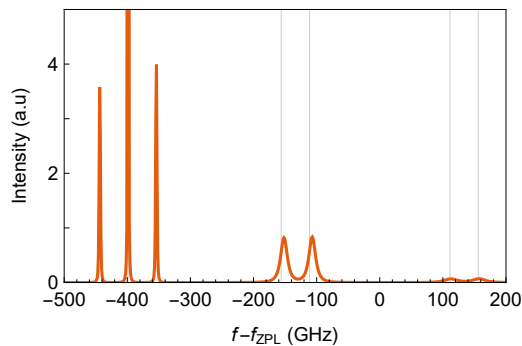


FIG. 4. Computed spectrum of the light from an SiV at 20 K driven with $\Omega_+ = \Omega_- = \Omega_z = 2 \times 10^{-1} \text{ rad ps}^{-1}$. This corresponds to the second highest driving shown in Fig. 1. The laser is detuned to the maximum in the cooling power at $f_l - f_{\text{ZPL}} = -400 \text{ GHz}$. All polarization components have been combined to show the total power.

observed via the scattering of the driving laser. Fig. 4 shows the spectrum of the light from an SiV driven in the cooling regime. It contains two sidebands around the laser frequency, forming a Mollow triplet [56], and four broader peaks near to the original emission lines. The scattered intensity at frequencies above the driving, at $f_l = -400 \text{ GHz}$, is greater than that below it, so on average the scattering increases the energy of the photons. The energy they gain corresponds, by energy conservation, to that lost by the phonons, and the blueshifting of the scattering demonstrates that heat is being removed from the crystal.

In conclusion, we have proposed and analyzed an approach to the optical cooling of solids using quasi-resonant excitation of optically-active defect states in a low-temperature regime. Our approach could overcome the temperature limitations inherent in optical cooling using rare-earths, set by the gaps within the electronic manifolds, by using laser dressing to increase these gaps to take advantage of the maximum of the phonon energy distribution at kT and so enhance the cooling power. This could allow systems with small gaps, such as the group-IV color centers in diamond, to nonetheless cool effectively. The dressed-state enhancement, along with the fast radiative rates, leads to predicted cooling powers many orders of magnitude greater than could be obtained using rare-earths, down to temperatures of a few Kelvin. An interesting question is the maximum temperature at which these processes could be effective. While the Born-Markov theory will eventually break down, it is likely that the upper limit in practice will be set by the breakdown of the four-level model and the absorption and decay arising from other states [21].

We acknowledge funding from the Irish Research Council under award GOIPG/2017/1091, and Science Foundation Ireland (21/FFP-P/10142).

-
- [1] R. I. Epstein, M. I. Buchwald, B. C. Edwards, T. R. Gosnell, and C. E. Mungan, Observation of laser-induced fluorescent cooling of a solid, *Nature* **377**, 500 (1995).
 - [2] D. V. Seletskiy, S. D. Melgaard, S. Bigotta, A. Di Lieto, M. Tonelli, and M. Sheik-Bahae, Laser cooling of solids to cryogenic temperatures, *Nat. Photonics* **4**, 161 (2010).
 - [3] S. D. Melgaard, A. R. Albrecht, M. P. Hehlen, and M. Sheik-Bahae, Solid-state optical refrigeration to sub-100 Kelvin regime, *Sci. Rep.* **6**, 20380 (2016).
 - [4] D. V. Seletskiy, R. Epstein, and M. Sheik-Bahae, Laser cooling in solids: Advances and prospects, *Rep. Prog. Phys.* **79**, 096401 (2016).
 - [5] J. Zhang, D. Li, R. Chen, and Q. Xiong, Laser cooling of a semiconductor by 40 Kelvin, *Nature* **493**, 504 (2013).
 - [6] J. Zhang, Q. Zhang, X. Wang, L. C. Kwek, and Q. Xiong, Resolved-sideband Raman cooling of an optical phonon in semiconductor materials, *Nat. Photonics* **10**, 600 (2016).
 - [7] Y. V. Morozov, S. Zhang, A. Pant, B. Jankó, S. D. Melgaard, D. A. Bender, P. J. Pauzauskie, and M. Kuno, Can lasers really refrigerate CdS nanobelts?, *Nature* **570**, E60 (2019).
 - [8] N. Vermeulen, C. Debaes, P. Muys, and H. Thienpont, Mitigating heat dissipation in Raman lasers using coherent anti-Stokes Raman scattering, *Phys. Rev. Lett.* **99**, 093903 (2007).
 - [9] S. C. Rand, Raman laser cooling of solids, *J. Lumin.* **133**, 10 (2013).
 - [10] L. B. Andre, L. Cheng, and S. C. Rand, Saturation, allowed transitions and quantum interference in laser cooling of solids, *Appl. Sci.* **12**, 953 (2022).
 - [11] M. Sheik-Bahae and R. I. Epstein, Can laser light cool semiconductors?, *Phys. Rev. Lett.* **92**, 247403 (2004).
 - [12] L. A. Rivlin and A. A. Zadernovsky, Laser cooling of semiconductors, *Opt. Commun.* **139**, 219 (1997).
 - [13] E. Finkeiß, M. Potemski, P. Wyder, L. Viña, and G. Weimann, Cooling of a semiconductor by luminescence up-conversion, *Appl. Phys. Lett.* **75**, 1258 (1999).
 - [14] G. Rupper, N. H. Kwong, and R. Binder, Theory of semiconductor laser cooling at low temperatures, *Phys. Status Solidi C* **3**, 2489 (2006).
 - [15] G. Rupper, N. H. Kwong, and R. Binder, Large excitonic enhancement of optical refrigeration in semiconductors, *Phys. Rev. Lett.* **97**, 117401 (2006).
 - [16] C. Hepp, T. Müller, V. Waselowski, J. N. Becker, B. Pingault, H. Sternschulte, D. Steinmüller-Nethl, A. Gali, J. R. Maze, M. Atatüre, and C. Becher, Electronic structure of the silicon vacancy color center in diamond, *Phys. Rev. Lett.* **112**, 036405 (2014).
 - [17] E. Neu, C. Hepp, M. Hauschild, S. Gsell, M. Fischer, H. Sternschulte, D. Steinmüller-Nethl, M. Schreck, and C. Becher, Low-temperature investigations of single silicon vacancy colour centres in diamond, *New J. Phys.* **15**, 043005 (2013).
 - [18] J. N. Becker and C. Becher, Coherence properties and quantum control of silicon vacancy color centers in dia-

- mond, *Phys. Status Solidi A* **214**, 1700586 (2017).
- [19] C. Bradac, W. Gao, J. Forneris, M. E. Trusheim, and I. Aharonovich, Quantum nanophotonics with group IV defects in diamond, *Nat. Commun.* **10**, 5625 (2019).
 - [20] S. H. Autler and C. H. Townes, Stark effect in rapidly varying fields, *Phys. Rev.* **100**, 703 (1955).
 - [21] See supplemental information at [...].
 - [22] E. Neu, D. Steinmetz, J. Riedrich-Möller, S. Gsell, M. Fischer, M. Schreck, and C. Becher, Single photon emission from silicon-vacancy colour centres in chemical vapour deposition nano-diamonds on iridium, *New J. Phys.* **13**, 025012 (2011).
 - [23] M. Kern, J. Jeske, D. W. M. Lau, A. D. Greentree, F. Jelezko, and J. Twamley, Optical cryocooling of diamond, *Phys. Rev. B* **95**, 235306 (2017).
 - [24] Y.-F. Gao, Q.-H. Tan, X.-L. Liu, S.-L. Ren, Y.-J. Sun, D. Meng, Y.-J. Lu, P.-H. Tan, C.-X. Shan, and J. Zhang, Phonon-assisted photoluminescence up-conversion of silicon-vacancy centers in diamond, *J. Phys. Chem. Lett.* **9**, 6656 (2018).
 - [25] K. V. Kepesidis, S. D. Bennett, S. Portolan, M. D. Lukin, and P. Rabl, Phonon cooling and lasing with nitrogen-vacancy centers in diamond, *Phys. Rev. B* **88**, 064105 (2013).
 - [26] K. V. Kepesidis, M.-A. Lemonde, A. Norambuena, J. R. Maze, and P. Rabl, Cooling phonons with phonons: Acoustic reservoir engineering with silicon-vacancy centers in diamond, *Phys. Rev. B* **94**, 214115 (2016).
 - [27] K. D. Jahnke, A. Sipahigil, J. M. Binder, M. W. Doherty, M. Metsch, L. J. Rogers, N. B. Manson, M. D. Lukin, and F. Jelezko, Electron-phonon processes of the silicon-vacancy centre in diamond, *New J. Phys.* **17**, 043011 (2015).
 - [28] E. Londero, G. Thiering, L. Razinkovas, A. Gali, and A. Alkauskas, Vibrational modes of negatively charged silicon-vacancy centers in diamond from ab initio calculations, *Phys. Rev. B* **98**, 035306 (2018).
 - [29] J. Görlitz, D. Herrmann, G. Thiering, P. Fuchs, M. Gandil, T. Iwasaki, T. Taniguchi, M. Kieschnick, J. Meijer, M. Hatano, A. Gali, and C. Becher, Spectroscopic investigations of negatively charged tin-vacancy centres in diamond, *New J. Phys.* **22**, 013048 (2020).
 - [30] L. Ondič, M. Varga, J. Fait, K. Hruška, V. Jurka, A. Kromka, J. Maňák, P. Kapusta, and J. Nováková, Photonic crystal cavity-enhanced emission from silicon vacancy centers in polycrystalline diamond achieved without postfabrication fine-tuning, *Nanoscale* **12**, 13055 (2020).
 - [31] J. Riedrich-Möller, C. Arend, C. Pauly, F. Mücklich, M. Fischer, S. Gsell, M. Schreck, and C. Becher, Deterministic Coupling of a Single Silicon-Vacancy Color Center to a Photonic Crystal Cavity in Diamond, *Nano Lett.* **14**, 5281 (2014).
 - [32] M. Ruf, M. Weaver, S. van Dam, and R. Hanson, Resonant Excitation and Purcell Enhancement of Coherent Nitrogen-Vacancy Centers Coupled to a Fabry-Perot Microcavity, *Phys. Rev. Appl.* **15**, 024049 (2021).
 - [33] A. Norambuena, J. R. Maze, P. Rabl, and R. Coto, Quantifying phonon-induced non-Markovianity in color centers in diamond, *Phys. Rev. A* **101**, 022110 (2020).
 - [34] A. Norambuena, S. A. Reyes, J. Mejía-López, A. Gali, and J. R. Maze, Microscopic modeling of the effect of phonons on the optical properties of solid-state emitters, *Phys. Rev. B* **94**, 134305 (2016).
 - [35] H.-P. Breuer and F. Petruccione, *The Theory of Open Quantum Systems* (Oxford University Press, 2007).
 - [36] C. N. Murphy, L. Toledo Tude, and P. R. Eastham, Laser cooling beyond rate equations: Approaches from quantum thermodynamics, *Appl. Sci.* **12**, 1620 (2022).
 - [37] M. Esposito, U. Harbola, and S. Mukamel, Nonequilibrium fluctuations, fluctuation theorems, and counting statistics in quantum systems, *Rev. Mod. Phys.* **81**, 1665 (2009).
 - [38] H. Sternschulte, K. Thonke, R. Sauer, P. C. Münzinger, and P. Michler, 1.681-eV luminescence center in chemical-vapor-deposited homoepitaxial diamond films, *Phys. Rev. B* **50**, 14554 (1994).
 - [39] C. Wang, C. Kurtsiefer, H. Weinfurter, and B. Burchard, Single photon emission from SiV centres in diamond produced by ion implantation, *J. Phys. B: At. Mol. Opt. Phys.* **39**, 37 (2005).
 - [40] R. Dümcke and H. Spohn, The proper form of the generator in the weak coupling limit, *Z. Phys. B* **34**, 419 (1979).
 - [41] J. O. González, L. A. Correa, G. Nocerino, J. P. Palao, D. Alonso, and G. Adesso, Testing the Validity of the ‘Local’ and ‘Global’ GKLS Master Equations on an Exactly Solvable Model, *Open Syst. Inf. Dyn.* **24**, 1740010 (2017).
 - [42] J. Liu and D. Segal, Coherences and the thermodynamic uncertainty relation: Insights from quantum absorption refrigerators, *Phys. Rev. E* **103**, 032138 (2021).
 - [43] P. R. Eastham, P. Kirton, H. M. Cammack, B. W. Lovett, and J. Keeling, Bath-induced coherence and the secular approximation, *Phys. Rev. A* **94**, 012110 (2016).
 - [44] R. Hartmann and W. T. Strunz, Accuracy assessment of perturbative master equations: Embracing nonpositivity, *Phys. Rev. A* **101**, 012103 (2020).
 - [45] Y. Zhou, A. Rasmita, K. Li, Q. Xiong, I. Aharonovich, and W.-b. Gao, Coherent control of a strongly driven silicon vacancy optical transition in diamond, *Nat Commun* **8**, 14451 (2017).
 - [46] E. M. Gauger and J. Wabnig, Heat pumping with optically driven excitons, *Phys. Rev. B* **82**, 073301 (2010).
 - [47] C. N. Murphy and P. R. Eastham, Quantum control of excitons for reversible heat transfer, *Commun. Phys.* **2**, 120 (2019).
 - [48] E. Geva and R. Kosloff, Three-level quantum amplifier as a heat engine: A study in finite-time thermodynamics, *Phys. Rev. E* **49**, 3903 (1994).
 - [49] C. Murphy, *Quantum Control of Thermodynamic Processes in Semiconductors*, Thesis, Trinity College Dublin (2022).
 - [50] M. E. Thomas, Multiphonon model for absorption in diamond, in *SPIE’s 1994 International Symposium on Optics, Imaging, and Instrumentation*, edited by P. Klocek (San Diego, CA, 1994) pp. 152–159.
 - [51] B. C. Rose, D. Huang, Z.-H. Zhang, P. Stevenson, A. M. Tyryshkin, S. Sangtawesin, S. Srinivasan, L. Loudin, M. L. Markham, A. M. Edmonds, D. J. Twitchen, S. A. Lyon, and N. P. de Leon, Observation of an environmentally insensitive solid-state spin defect in diamond, *Science* **361**, 60 (2018).
 - [52] S. Häußler, G. Thiering, A. Dietrich, N. Waasem, T. Teraji, J. Isoya, T. Iwasaki, M. Hatano, F. Jelezko, A. Gali, and A. Kubanek, Photoluminescence excitation spectroscopy of SiV- and GeV- color center in diamond, *New J. Phys.* **19**, 063036 (2017).

- [53] M. K. Bhaskar, D. D. Sukachev, A. Sipahigil, R. E. Evans, M. J. Burek, C. T. Nguyen, L. J. Rogers, P. Siyushev, M. H. Metsch, H. Park, F. Jelezko, M. Loncar, and M. D. Lukin, Quantum nonlinear optics with a germanium-vacancy color center in a nanoscale diamond waveguide, *Phys. Rev. Lett.* **118**, 223603 (2017).
- [54] Y. N. Palyanov, I. N. Kupriyanov, Y. M. Borzdov, and N. V. Surovtsev, Germanium: A new catalyst for diamond synthesis and a new optically active impurity in diamond, *Sci. Rep.* **5**, 14789 (2015).
- [55] T. Iwasaki, F. Ishibashi, Y. Miyamoto, Y. Doi, S. Kobayashi, T. Miyazaki, K. Tahara, K. D. Jahnke, L. J. Rogers, B. Naydenov, F. Jelezko, S. Yamasaki, S. Nagamachi, T. Inubushi, N. Mizuochi, and M. Hatano, Germanium-Vacancy Single Color Centers in Diamond, *Sci. Rep.* **5**, 12882 (2015).
- [56] B. R. Mollow, Power spectrum of light scattered by two-level systems, *Phys. Rev.* **188**, 1969 (1969).
- [57] M. Popovic, M. T. Mitchison, A. Strathearn, B. W. Lovett, J. Goold, and P. R. Eastham, Quantum Heat Statistics with Time-Evolving Matrix Product Operators, *PRX Quantum* **2**, 020338 (2021).

Supplemental Material for “Overcoming temperature limits in the optical cooling of solids using light-dressed states”

Conor N. Murphy, Luísa Toledo Tude and Paul R. Eastham¹

¹*School of Physics, Trinity College Dublin, Dublin 2, Ireland*

(Dated: October 20, 2023)

This supplemental material is organized as follows. In Sec. S1 we provide a summary of the computational methods. These methods are implemented in the accompanying Mathematica notebook which was used to generate the results. In Sec. S2 we quantify the validity of the Born-Markov approximation. In Sec. S3 we present results for the Germanium vacancy in diamond and compare them to those for the SiV given in the main text.

S1. METHODS

The results, here and in the main text, are obtained using the Bloch-Redfield equation and corresponding expressions for heat currents from Ref. [36], which we recall briefly here. As usual in the treatment of an open quantum system, we separate the full Hamiltonian into a system, H_S , a bath of harmonic oscillators, H_B , and a system-bath interaction, $H_{SB} = \sum_k g_k O(a_k + a_k^\dagger)$. O is the system operator to which the bath couples, a_k the annihilation operator of the k -th mode of the bosonic bath, and g_k the coupling strength. Using the Born and Markov approximations we can obtain an equation-of-motion for the reduced density matrix of the system, $\rho_S(t) = \text{Tr}_B \rho(t)$,

$$\frac{d\rho_S(t)}{dt} = -i[H_S, \rho_S(t)] + \sum_{ij} \{A_{ij}[O_{ji}\rho_S(t)O + O\rho_S(t)O_{ij} - \rho_S(t)O_{ij}O - OO_{ji}\rho_S(t)]\}. \quad (\text{S1})$$

The operators O_{ij} are defined by the representation of O in the eigenbasis of H_S ,

$$O = \sum_{ij} \langle i|O|j\rangle |i\rangle\langle j| \equiv \sum_{ij} O_{ij}. \quad (\text{S2})$$

The principal value terms have been neglected. The quantities A_{ij} are the transition rates

$$A_{ij} = \pi\{[n(\nu_{ij}) + 1]J(\nu_{ij}) + n(\nu_{ji})J(\nu_{ji})\}. \quad (\text{S3})$$

$\nu_{ij} = E_i - E_j$ are the transition frequencies, $n(\nu)$ the Bose function, and $J(\nu)$ is the spectral density of the bath, which is zero for $\nu < 0$. We can also obtain, using these approximations and the method of counting statistics, the average heat current between the system and the bath,

$$\frac{d\langle Q \rangle}{dt} = \sum_{ij} \{A_{ij}[(E_i - E_j) \text{Tr}(O_{ji}\rho_S(t)O + O\rho_S(t)O_{ij})]\}. \quad (\text{S4})$$

The results are obtained using Eq. S1 to describe the dynamics and the interaction with phonons, with additional Lindblad dissipators for spontaneous emission. We use the Floquet basis throughout with the system Hamiltonian given by Eq. 1 in the main text. The eigenvectors and eigenvalues of H_S are computed numerically, and the steady-state density-matrix determined from the master equation. This is then used to compute the heat currents according to Eq. S4. The Mathematica notebook used to perform these calculations is provided in the file `coolingcalculations.nb` which forms part of this supplemental material.

S2. VALIDITY OF BORN-MARKOV APPROXIMATION

The Born-Markov approximation, used to obtain Eqs. S1 and S4, is valid only when the interaction-picture density matrix $\tilde{\rho}_S(t)$ is approximately constant over the timescale on which the bath correlation functions decay. In the frequency domain, this means that the incoherent rates A_{ij} should vary little over the frequency range set by these same rates, i.e.,

$$\Delta R/R = \max_{i,j} \left| \frac{1}{A_{ij}} \frac{dA_{ij}}{d\nu_{ij}} \right| \ll 1. \quad (\text{S5})$$

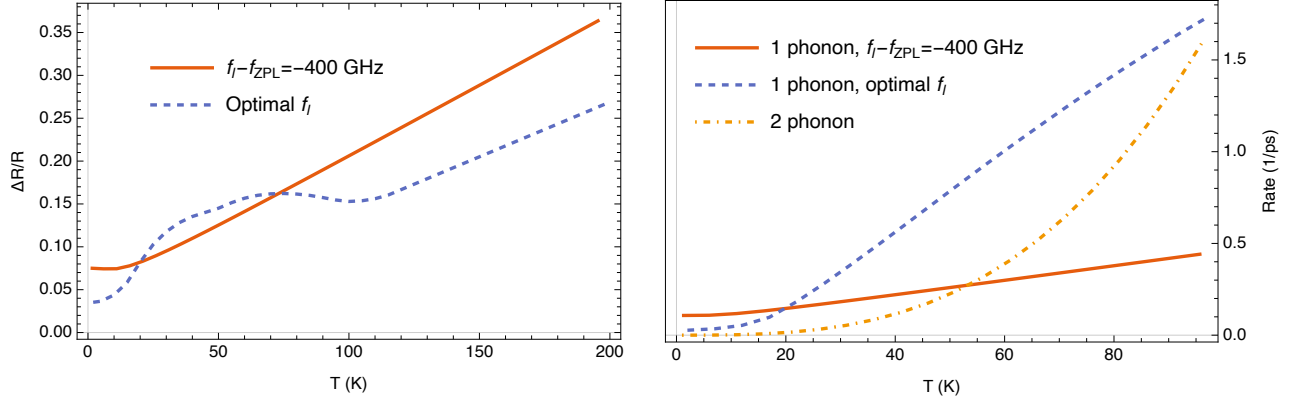


Figure S1. Left panel: Maximum spectral variation of the rates $\Delta R/R$ as a function of temperature for the model silicon vacancy, with driving $\Omega_z = \Omega_+ = \Omega_- = 0.2 \text{ rad ps}^{-1}$. The solid orange curve shows the results with fixed detuning $f_l - f_{ZPL} = -400 \text{ GHz}$. The dashed blue curve shows results with the detuning set to maximize the cooling power at each temperature. Right panel: Comparison of single-phonon transition rates with the two-phonon decoherence rate. The solid orange curve and blue dashed curves are the maximum rates of the single-phonon processes, for the two cases shown in the left panel. The yellow dot-dashed curve is the two-phonon decoherence rate in the excited-state manifold for the undriven vacancy.

In the left panel of Fig. S1 we plot the variation $\Delta R/R$ as a function of temperature, for the driven SiV model. We see that the Born-Markov approximation is reasonably well justified at low temperatures, but is expected to become increasingly inaccurate as the temperature increases.

In addition, the Born-Markov approximation is second-order in the defect-phonon coupling strength, and as such only includes processes corresponding to the emission or absorption of a single phonon. However, there are also two-phonon processes, where a phonon elastically scatters from the defect, that produce decoherence [27]. The corresponding decoherence rate varies as T^3 , whereas the single-phonon processes vary as T , so the two-phonon process is the dominant cause of line broadening at high temperatures. This effect is shown in the right-hand panel of Fig. S1, where we compare the single-phonon rates from our theory with the two-phonon decoherence rate for the undriven defect, computed using Eq. 9 in Ref. [27], with the spectral density given in our main text. From this comparison we expect our results to be reasonably accurate below around 50 K, depending to some extent on the other parameters. In principle the cooling may survive the presence of decoherence, and indeed corrections to the Markovian approximation, and it would be interesting to explore these effects in future work. This could be done using numerically exact path-integral calculations of the heat currents [57]. In any case, however, the non-radiative decay which sets in above $\sim 100 \text{ K}$ in the SiV [27] will limit the application of DASC to lower temperatures.

S3. GERMANIUM VACANCY IN DIAMOND

In this section, we investigate the performance of the proposed cooling method in another color center in diamond. The Germanium-vacancy (GeV) center is a suitable candidate as it has a level structure similar to the SiV but with larger spin-orbit splitting, and a high quantum efficiency [53, 54]. This defect is less well characterized than the SiV, and we were unable to find some of the parameters of our model in the literature. Hence we consider only the effects of changing the intra-manifold level splittings on the cooling, using the values for GeV $\lambda^u = 4.5 \text{ meV}$ and $\lambda^g = 0.7 \text{ meV}$, and taking the remaining parameters to be those for the SiV given in the main text.

In Figure S2 we show the cooling power for the GeV as a function of detuning for different Rabi frequencies at 20 K, along with the corresponding results from the main text for the SiV. The peak cooling power for the GeV is slightly lower than for the SiV, however, the transition from weak to strong driving is observed in a similar manner. A noticeable difference is that in the weak driving regime there are two cooling resonances for the SiV, but only one for the GeV. The reason for this can be seen in the inset to the left panel, where we illustrate the level structure and the thermodynamic cycle for weak driving of the SiV on the second-lowest absorption line. The levels here are indicated in the original basis before the transformation to the rotating frame. The laser driving is shown as the upwards pointing solid arrow, and the radiative decay as the downwards one. Given this driving, phonons are emitted in the ground-state manifold, but absorbed in the excited-state one, as indicated by the wavy arrows. The heat current due to the latter exceeds that due to the former, so the net effect is to cool the phonons. In the GeV, however, the

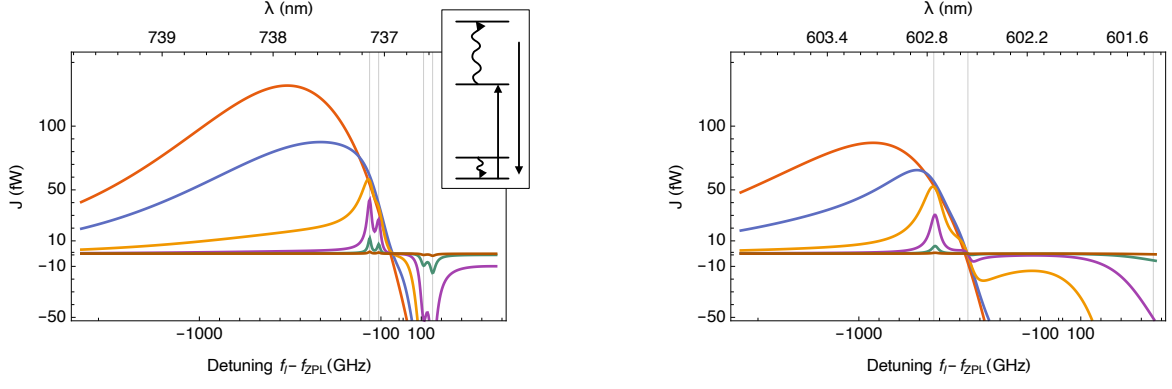


Figure S2. Calculated cooling power of a single laser-driven SiV (left) or GeV (right) at $T = 20$ K, as a function of laser detuning. Different curves correspond to the different Rabi frequencies, i.e., driving strengths, $\Omega = 2 \times 10^{-0.5}, 2 \times 10^{-1}, \dots, 2 \times 10^{-3}$ rad ps $^{-1}$. Rabi frequency decreases from the top to the bottom curves on the left of the plots. All polarizations are driven equally, $\Omega_z = \Omega_+ = \Omega_- = \Omega$. The vertical lines mark transitions between the ground-state and excited-state manifolds. The inset in the left panel shows the levels and transitions for weak driving of the SiV on the second-lowest absorption line, as discussed in the supplemental text.

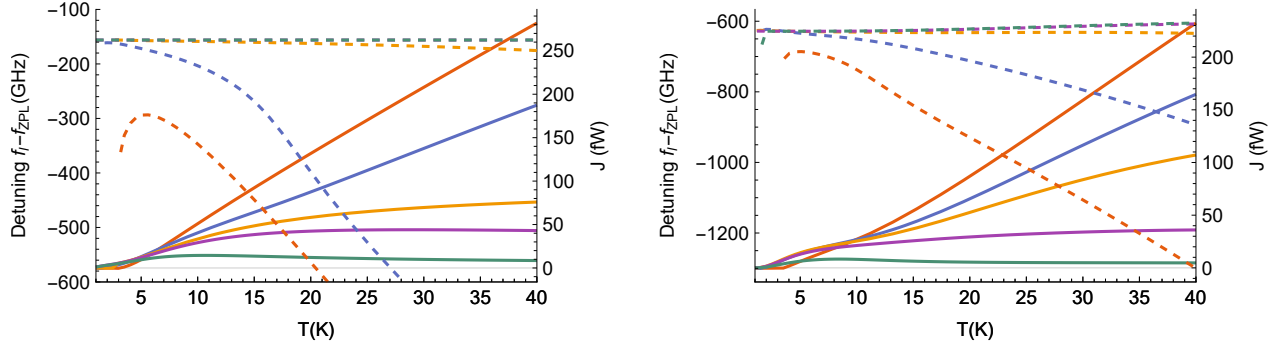


Figure S3. Maximum cooling power (solid curves, right axes) and corresponding detuning (dashed curves, left axes) as a function of temperature for several different driving strengths for the SiV (left) and GeV (right). Results are shown for $\Omega_z = \Omega_+ = \Omega_- = 2 \times 10^{-0.5}, 2 \times 10^{-1}, \dots, 2 \times 10^{-2.5}$ rad ps $^{-1}$. The smallest Rabi frequency corresponds to the smallest power on the right of the plots, and the largest (least negative) detuning. The detuning curves for the two smallest Rabi frequencies coincide.

splitting of the excited-state doublet is much greater than kT at 20 K, so there is no phonon absorption there. Only the phonon transitions within the ground-state manifold remain, giving net heating.

Fig. S3 shows the maximum cooling power and optimal detuning in the GeV for different temperatures, again with the corresponding results for the SiV from the main text. As discussed in the main text, under weak driving the heat current becomes constant above a certain temperature, reflecting the maximum phonon energy which can be absorbed per cycle. For the SiV this corresponds to the splitting of the excited-state manifold, λ^u . For the GeV there is no phonon absorption on that manifold at this temperature, and the saturation temperature corresponds to the splitting of the ground-state manifold, $\lambda^g/k \approx 7$ K. As in the SiV, strong-driving in the GeV allows more energy absorption per cycle above this saturation temperature, producing a much greater cooling power.