

Dataset Distillation Using Parameter Pruning

Guang Li, *Student Member, IEEE*, Ren Togo, *Member, IEEE*, Takahiro Ogawa, and
Miki Haseyama, *Senior Member, IEEE*

Abstract—In many fields, the acquisition of advanced models depends on large datasets, making data storage and model training expensive. As a solution, dataset distillation can synthesize a small dataset that preserves most information of the original large dataset. The recently proposed dataset distillation method by matching network parameters has been proven effective for several datasets. However, the dimensions of network parameters are typically large. Furthermore, some parameters are difficult to match during the distillation process, degrading distillation performance. Based on this observation, this study proposes a novel dataset distillation method based on parameter pruning that solves the problem. The proposed method can synthesize more robust distilled datasets and improve distillation performance by pruning difficult-to-match parameters during the distillation process. Experimental results on three datasets show that the proposed method outperforms other state-of-the-art dataset distillation methods.

Index Terms—Dataset distillation, optimization, parameter pruning.

I. INTRODUCTION

Large datasets containing millions of samples have become the standard for obtaining advanced models in many artificial intelligence areas, including natural language processing [1], speech recognition [2], and computer vision [3]. Meanwhile, large datasets also raise some issues. For example, data storage and preprocessing are becoming increasingly difficult. Furthermore, expensive servers are required to train models on these datasets, which is not friendly for low-resource environments [4]. An effective way to solve these problems is data selection, which identifies representative training samples of large datasets [5]. However, because some of the original data cannot be discarded, there is an upper limit on the compression rate of the data selection method.

Recently, dataset distillation as an alternative method to the data selection has attracted widespread attention [6]. Dataset distillation is the task of synthesizing a small dataset that preserves most information of the original large dataset. The algorithm of dataset distillation takes a sizable real dataset as the input and synthesizes a small distilled dataset. Unlike the data selection method that uses actual data from the original dataset, dataset distillation generates synthetic data with a different distribution from the original one [7]. Therefore, the dataset distillation method can distill the whole dataset into several images, or even only one image [8]. Dataset distillation has many application scenarios, such as privacy protection [9]–[11], continual learning [12], [13], and neural architecture search [14], [15], etc.

Since the dataset distillation task was first introduced in 2018 by Wang et al. [6], it has gained increasing attention in the research community [16]–[18]. The original dataset distillation algorithm is based on meta-learning and optimizes

distilled images by gradient-based hyperparameter optimization. Subsequently, many studies have significantly improved distillation performance by label distillation [19], gradient matching [15], differentiable augmentation [20], and distribution/feature matching [21], [22]. The recently proposed dataset distillation method by matching network parameters has been the new state-of-the-art (SOTA) on several datasets [23]. However, a network typically has a large number of parameters. We also found that a few parameters are difficult to match during the distillation process, which degrades distillation performance.

In this study, we propose a new dataset distillation method using parameter pruning. As one of the model pruning approaches, parameter pruning is frequently used for model compression and accelerated model training. Here, we introduce parameter pruning into dataset distillation to remove the effect of difficult-to-match parameters. The proposed method can synthesize more robust distilled datasets by pruning difficult-to-match parameters during the distillation process, improving the distillation and cross-architecture generalization performance. Experimental results on two benchmark datasets and a real-world COVID-19 chest X-ray (CXR) dataset show the superiority of the proposed method to other SOTA dataset distillation methods.

Our main contributions can be summarized as follows:

- We propose a new dataset distillation method based on parameter pruning, which can synthesize more robust distilled datasets and improve the distillation performance.
- The proposed method outperforms other SOTA dataset distillation methods on two benchmark datasets and has better cross-architecture generalization performance.
- We verify the effectiveness of the proposed method in a real-world application using a COVID-19 CXR dataset.

II. METHODOLOGY

An overview of the proposed method is depicted in Fig. 1. Our method consists of three stages: teacher–student architecture training, dataset distillation using parameter pruning, and optimized distilled dataset generation.

A. Teacher–Student Architecture Training

First, we pretrain N teacher networks on $\mathcal{D}_{\text{original}}$ and save their snapshot parameters at each epoch. We define teacher parameters as time sequences of parameters $\{\theta_i\}_0^I$. Meanwhile, student parameters are defined as $\hat{\theta}_i$, which are trained on the distilled dataset $\mathcal{D}_{\text{distill}}$ at each training step i . At each distillation step, we first sample parameters from one of the teacher parameters at a random step i and use them to initialize student parameters as $\hat{\theta}_i = \theta_i$. We set an upper bound I^+ on

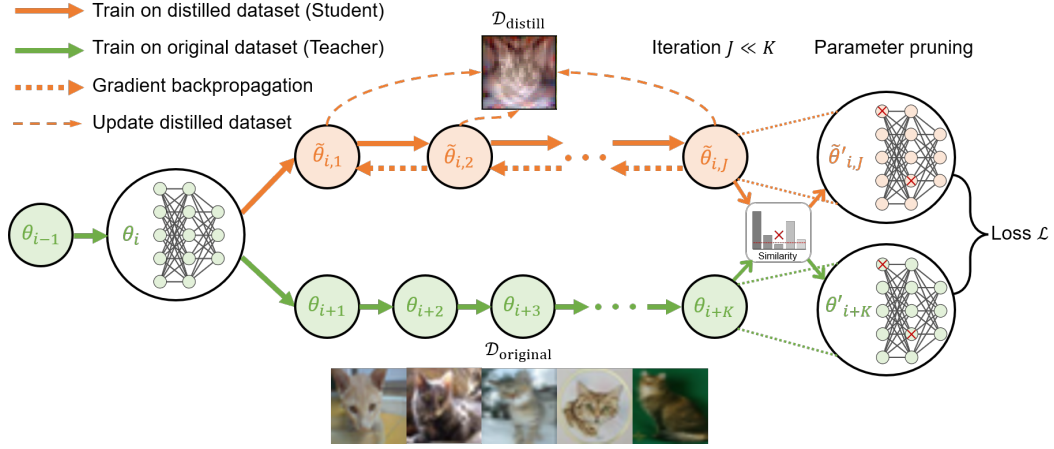


Fig. 1. Overview of the proposed method. Our method uses a teacher–student architecture, and the objective is to make the student network parameters $\tilde{\theta}'_{i,J}$ match the teacher network parameters θ'_{i+K} .

the random step i to ignore the less informative later parts of the teacher parameters. The number of updates for student and teacher parameters are set as J and K , respectively, where $J \ll K$. For each student update j , we sample a minibatch $b_{i,j}$ from a distilled dataset as follows:

$$b_{i,j} \sim \mathcal{D}_{\text{distill}}. \quad (1)$$

Then we perform j updates on the student parameters $\tilde{\theta}$ using the cross-entropy loss ℓ as follows:

$$\tilde{\theta}_{i,j+1} = \tilde{\theta}_{i,j} - \alpha \nabla \ell(\mathcal{A}(b_{i,j}); \tilde{\theta}_{i,j}), \quad (2)$$

where α represents the trainable learning rate. \mathcal{A} represents a differentiable data augmentation module proposed in [20], which can improve the distillation performance.

B. Dataset Distillation Using Parameter Pruning

Next, we obtain the student parameters $\tilde{\theta}_{i,J}$ trained on the distilled dataset $\mathcal{D}_{\text{distill}}$ from J updates after initializing the student network. Meanwhile, we can obtain the teacher parameters θ_{i+K} trained on the original dataset $\mathcal{D}_{\text{original}}$ from K updates, which are the known parameters that have been pretrained. Next, we transform the student parameters $\tilde{\theta}_{i,J}$ and teacher parameters θ_{i+K} into one-dimensional vectors as follows:

$$\tilde{\theta}_{i,J} = [\tilde{\theta}_{i,J}^1, \tilde{\theta}_{i,J}^2, \dots, \tilde{\theta}_{i,J}^p], \quad (3)$$

$$\theta_{i,K} = [\theta_{i+K}^1, \theta_{i+K}^2, \dots, \theta_{i+K}^p], \quad (4)$$

where p represents the total number of parameters. If the numerical similarity of a parameter pair $\frac{\theta_{i,J}^x}{\theta_{i+K}^x}$ or $\frac{\theta_{i+K}^x}{\theta_{i,J}^x} < \epsilon$, where ϵ is a threshold, the parameter is recognized as difficult-to-match parameter. The index x of the difficult-to-match parameter is remembered and then automatically pruned in $\tilde{\theta}_{i,J}$, θ_{i+K} , and θ_i . The remaining effective parameters are defined as follows:

$$\tilde{\theta}'_{i,J} = [\tilde{\theta}_{i,J}^1, \tilde{\theta}_{i,J}^2, \dots, \tilde{\theta}_{i,J}^u], \quad (5)$$

$$\theta'_{i,K} = [\theta_{i+K}^1, \theta_{i+K}^2, \dots, \theta_{i+K}^u], \quad (6)$$

Algorithm 1 Dataset Distillation Using Parameter Pruning

Require: $\{\theta_i\}_0^I$: teacher parameters trained on $\mathcal{D}_{\text{original}}$; α_0 : initial value for α ; \mathcal{A} : differentiable augmentation function; ϵ : threshold for pruning; T : number of distillation steps; J : number of updates for the student network; K : number of updates for the teacher network; I^+ : maximum start epoch.

Ensure: optimized distilled dataset $\mathcal{D}_{\text{distill}}^*$ and learning rate α^* .

- 1: Initialize distilled dataset: $\mathcal{D}_{\text{distill}} \sim \mathcal{D}_{\text{original}}$
- 2: Initialize trainable learning rate: $\alpha = \alpha_0$
- 3: **for** each distillation step $t = 0$ to $T - 1$ **do**
- 4: Choose random start epoch $i < I^+$
- 5: Initialize student network with teacher parameter: $\tilde{\theta}_i = \theta_i$
- 6: **for** each student update $j = 0$ to $J - 1$ **do**
- 7: Sample a minibatch of distilled dataset: $b_{i,j} \sim \mathcal{D}_{\text{distill}}$
- 8: Update student network with cross-entropy loss:
- 9: $\tilde{\theta}_{i,j+1} = \tilde{\theta}_{i,j} - \alpha \nabla \ell(\mathcal{A}(b_{i,j}); \tilde{\theta}_{i,j})$
- 10: **end for**
- 11: **if** parameter similarity in $\tilde{\theta}_{i,J}$ and θ_{i+K} is less than ϵ **then**
- 12: Prune network parameters with Eqs. (3)–(7)
- 13: **end if**
- 14: Compute loss between the pruned parameters:
- 15: $\mathcal{L} = \|\tilde{\theta}'_{i,J} - \theta'_{i+K}\|_2^2 / \|\theta'_i - \theta'_{i+K}\|_2^2$
- 16: Update $\mathcal{D}_{\text{distill}}$ and α with respect to \mathcal{L}
- 17: **end for**

$$\theta'_i = [\theta_i^1, \theta_i^2, \dots, \theta_i^u], \quad (7)$$

where u represents the number of remaining effective parameters. By pruning difficult-to-match parameters in the teacher and student networks, the proposed method can avoid the influence of these parameters on the distilled dataset, which can improve the distillation and cross-architecture generalization performance. The final loss \mathcal{L} calculates the normalized

TABLE I
TEST ACCURACY OF DIFFERENT METHODS ON CIFAR-10 AND CIFAR-100.

	IPC	Random	Forgetting [24]	Herding [25]	DSA [20]	DM [21]	CAFE [22]	MTT [23]	Ours	Full Dataset
CIFAR-10	1	14.4±2.0	13.5±1.2	21.5±1.2	28.8±0.7	26.0±0.8	31.6±0.8	46.3±0.8	46.4±0.6	84.8±0.1
	10	26.0±1.2	23.3±1.0	31.6±0.7	52.1±0.5	48.9±0.6	50.9±0.5	65.3±0.7	65.5±0.3	
	50	43.4±1.0	23.3±1.1	40.4±0.6	60.6±0.5	63.0±0.4	62.3±0.4	71.6±0.2	71.9±0.2	
CIFAR-100	1	4.2±0.3	4.5±0.2	8.4±0.3	13.9±0.3	11.4±0.3	14.0±0.3	24.3±0.3	24.6±0.1	56.2±0.3
	10	14.6±0.5	15.1±0.3	17.3±0.3	32.3±0.3	29.7±0.3	31.5±0.2	40.1±0.4	43.1±0.3	
	50	30.0±0.4	30.5±0.3	33.7±0.5	42.8±0.4	43.6±0.4	42.9±0.2	47.7±0.2	48.4±0.3	

TABLE II
TEST ACCURACY OF DIFFERENT WIDTH KIP [26] AND OUR METHOD ON CIFAR-10 AND CIFAR-100.

	IPC	KIP-1024	KIP-128	Ours-128
CIFAR-10	1	49.9	38.3	46.4
	10	62.7	57.6	65.5
	50	68.6	65.8	71.9
CIFAR-100	1	15.7	18.2	24.6
	10	28.3	32.8	43.1
	50	-	-	48.4

squared L_2 error between the remaining effective student parameters $\tilde{\theta}'_{i,J}$ and teacher parameters θ'_{i+K} as follows:

$$\mathcal{L} = \frac{\|\tilde{\theta}'_{i,J} - \theta'_{i+K}\|_2^2}{\|\theta'_i - \theta'_{i+K}\|_2^2}, \quad (8)$$

where we normalize the L_2 error by the distance $\theta'_i - \theta'_{i+K}$ related to the teacher so that we can still obtain proper supervision from the late training period of the teacher network even if it has converged. In addition, the normalization process eliminates cross-layer and neuronal differences in magnitude.

C. Optimized Distilled Dataset Generation

Finally, we minimize the loss \mathcal{L} using momentum stochastic gradient descent and backpropagate the gradients through all J updates to the student network for updating the pixels of the distilled dataset $\mathcal{D}_{\text{distill}}$ and trainable learning rate α . Note that the process of determining the optimized learning rate α^* can function as an automatic adjustment for the number of student and teacher updates (i.e., hyperparameters J and K). The distillation process of the proposed method is summarized in Algorithm 1. After obtaining the optimized distilled dataset $\mathcal{D}_{\text{distill}}^*$, we can train different neural networks on it for efficiency and use for downstream tasks, such as continual learning and neural architecture search.

III. EXPERIMENTS

A. Experimental Settings

We used two benchmark datasets (i.e., CIFAR-10 and CIFAR-100) in the experiments for comparison with other methods. The resolution of the images in CIFAR-10 and CIFAR-100 is 32×32 . We also used a COVID-19 CXR dataset [27] to prove the effectiveness of our method in a real-world application. The COVID-19 CXR dataset has four classes: COVID-19 (3616 images), Lung Opacity (6012 images), Normal (10192 images), and Viral Pneumonia (1345 images). As CXR images have high resolutions (224×224), they are resized to 112×112 for rapid distillation.

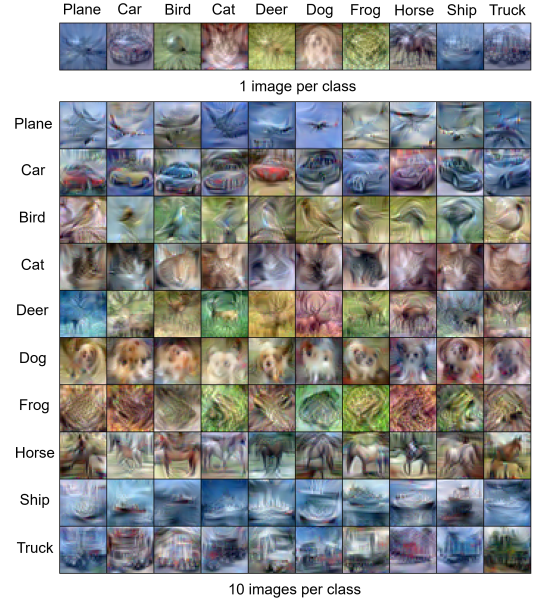


Fig. 2. Visualization results of the distilled CIFAR-10 dataset.

For comparative methods, we used three data selection methods: random selection (Random), example forgetting (Forgetting) [24], and herding method (Herding) [25]. Furthermore, we used five SOTA dataset distillation methods: differentiable siamese augmentation (DSA) [20], distribution matching (DM) [21], aligning features (CAFE) [22], matching training trajectories (MTT) [23] and kernel inducing point (KIP) [26]. The network used in this study is a sample 128-width ConvNet [28], which is frequently used in current dataset distillation methods. We conducted three experiments to verify the effectiveness of the proposed method: benchmark comparison, cross-architecture generalization, and real-world dataset verification. We found that pruning too many parameters would crash model training. Hence, the parameter pruning threshold ϵ was set to 0.1, which performed well in all experiments. All experimental results are the average accuracy and standard deviation of five networks trained from scratch on the distilled dataset.

B. Benchmark Comparison

In this subsection, we verify the effectiveness of the proposed method by comparing it with other SOTA dataset distillation methods on two benchmark datasets: CIFAR-10 and CIFAR-100. We employed zero-phase component analysis (ZCA) whitening with default parameters and used a 3-

TABLE III
CROSS-ARCHITECTURE GENERALIZATION RESULTS ON CIFAR-10
DATASET WITH IPC = 10.

Architecture	ConvNet	AlexNet	VGG11	ResNet18
Ours	65.4±0.4	35.8±1.3	52.9±0.9	51.8±1.1
MTT [23]	64.3±0.7	34.2±2.6	50.3±0.8	46.4±0.6
KIP [26]	47.6±0.9	24.4±3.9	42.1±0.4	36.8±1.0

TABLE IV
TEST ACCURACY ON A COVID-19 CXR DATASET WHEN USING
DIFFERENT NUMBERS OF DISTILLED IMAGES.

IPC	1	5	10	20
Ours	54.2±3.7	81.6±0.3	83.5±0.2	84.1±0.6
MTT [23]	52.5±5.5	79.3±0.4	82.2±0.2	82.7±0.5

depth ConvNet the same as MTT [23]. We pretrained 200 teacher networks (50 epochs per teacher) for the distillation process. The number of distillation steps was set to 5,000. The number of images per class (IPC) was set to 1, 10, and 50, respectively. For KIP [26], we used their original 1024-width ConvNet (KIP-1024) and 128-width ConvNet (KIP-128) for a fair comparison. Furthermore, we used their custom ZCA implementation for distillation and evaluation.

Table I shows that the proposed method outperformed the dataset selection methods and SOTA dataset distillation methods in all settings. Especially for CIFAR-100 with IPC = 10, our method increased accuracy by 3.0% compared to the second-best method MTT. As listed in Table II, the proposed method drastically outperformed KIP using the same 128-width ConvNet. Even for KIP that uses 1024-width ConvNet, our method has higher accuracy except for CIFAR-10 with 1 image per class. For the results of CIFAR-100 with IPC = 50, KIP did not conduct experiments due to the large computational resources and time required; thus, we only report our results in this paper.

Figure 2 shows the visualization results of the distilled CIFAR-10 dataset. As depicted in Fig. 2, when we set the number of distilled images to 1, the resulting images were not only more abstract but also more information-dense than the original images because all information about a class has to be compressed into only one image during the distillation process. Meanwhile, when the number of distilled images was set to 10, the resulting images were more realistic and contained various forms because discriminative features in a class can be compressed into multiple images during the distillation process. For example, we can see various types of dogs and different colored cars.

C. Cross-Architecture Generalization

In this subsection, we verify the effectiveness of our method in cross-architecture generalization. A cross-architecture means using distilled images generated by one architecture and testing on other architectures. The distilled images were generated by ConvNet on CIFAR-10 and the number of distilled images was set to 10. We used the same pretrained teacher networks used in subsection 3.2 for rapid distillation and experimentation. For KIP, we used 128-width ConvNet and their custom ZCA implementation for distillation and evaluation.

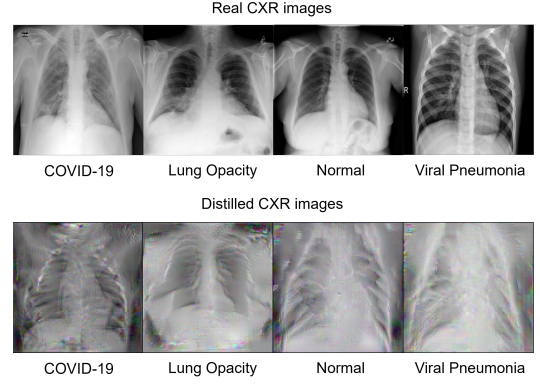


Fig. 3. Visualization results of real and distilled CXR images.

We also tested the accuracy of ConvNet and three cornerstone networks for the evaluation of cross-architecture generalization: AlexNet [29], VGG11 [30], and ResNet18 [31].

Table III shows that our method outperformed the SOTA methods MTT and KIP for all architectures. Especially for ResNet, our method increased accuracy by 5.2% compared with MTT. The results indicate that our method generated more robust distilled images than the other methods. By pruning difficult-to-match parameters in teacher and student networks, the proposed method can avoid the influence of these parameters on the distilled dataset, improving cross-architecture generalization performance.

D. Real-World Dataset Verification

In this subsection, we verify the effectiveness of the proposed method in real-world applications using a COVID-19 CXR dataset. We used a 5-depth ConvNet for distillation because the image resolution increases significantly compared with CIFAR-10 and CIFAR-100. We pretrained 100 teacher networks (50 epochs per teacher) for the distillation process. The number of distillation steps was set to 5,000. We also tested the COVID-19 accuracy when the IPC was set to 1, 5, 10, and 20, respectively.

Table IV shows that the proposed method achieved high test accuracy even when using a few distilled CXR images, such as IPC = 20 (80 distilled CXR images). Furthermore, the proposed method outperformed the SOTA method MTT in all IPC settings, demonstrating its effectiveness in real-world applications for COVID-19 detection. In addition, Fig. 3 shows the visualization results of the real and distilled CXR images.

IV. CONCLUSION

This study proposed a novel dataset distillation method based on parameter pruning. The proposed method can synthesize more robust distilled datasets by pruning difficult-to-match parameters during the distillation process. The experimental results show that the proposed method outperforms other SOTA dataset distillation methods on two benchmark datasets and has better cross-architecture generalization performance. We also verify the effectiveness of our method in real-world applications using a COVID-19 CXR dataset.

REFERENCES

- [1] Tom Brown, Benjamin Mann, Nick Ryder, Melanie Subbiah, Jared D Kaplan, Prafulla Dhariwal, Arvind Neelakantan, Pranav Shyam, Girish Sastry, Amanda Askell, et al., “Language models are few-shot learners,” in *Proceedings of the Advances in Neural Information Processing Systems (NeurIPS)*, 2020, pp. 1877–1901.
- [2] Alexei Baevski, Yuhao Zhou, Abdelrahman Mohamed, and Michael Auli, “wav2vec 2.0: A framework for self-supervised learning of speech representations,” in *Proceedings of the Advances in Neural Information Processing Systems (NeurIPS)*, 2020, pp. 12449–12460.
- [3] Priya Goyal, Mathilde Caron, Benjamin Lefauveux, Min Xu, Pengchao Wang, Vivek Pai, Mannat Singh, Vitaliy Liptchinsky, Ishan Misra, Armand Joulin, et al., “Self-supervised pretraining of visual features in the wild,” *arXiv preprint arXiv:2103.01988*, 2021.
- [4] Guang Li, Ren Togo, Takahiro Ogawa, and Miki Haseyama, “Tribyol: Triplet byol for self-supervised representation learning,” in *Proceedings of the IEEE International Conference on Acoustics, Speech and Signal Processing (ICASSP)*, 2022, pp. 3458–3462.
- [5] Olivier Bachem, Mario Lucic, and Andreas Krause, “Practical coreset constructions for machine learning,” *arXiv preprint arXiv:1703.06476*, 2017.
- [6] Tongzhou Wang, Jun-Yan Zhu, Antonio Torralba, and Alexei A. Efros, “Dataset distillation,” *arXiv preprint arXiv:1811.10959*, 2018.
- [7] Tian Dong, Bo Zhao, and Lingjuan Liu, “Privacy for free: How does dataset condensation help privacy?,” in *Proceedings of the International Conference on Machine Learning (ICML)*, 2022, pp. 5378–5396.
- [8] Guang Li, Ren Togo, Takahiro Ogawa, and Miki Haseyama, “Compressed gastric image generation based on soft-label dataset distillation for medical data sharing,” *Computer Methods and Programs in Biomedicine*, 2022.
- [9] Guang Li, Ren Togo, Takahiro Ogawa, and Miki Haseyama, “Soft-label anonymous gastric x-ray image distillation,” in *Proceedings of the IEEE International Conference on Image Processing (ICIP)*, 2020, pp. 305–309.
- [10] Rui Song, Dai Liu, Dave Zhenyu Chen, Andreas Festag, Carsten Trinitis, Martin Schulz, and Alois Knoll, “Federated learning via decentralized dataset distillation in resource-constrained edge environments,” *arXiv preprint arXiv:2208.11311*, 2022.
- [11] Guang Li, Ren Togo, Takahiro Ogawa, and Miki Haseyama, “Dataset distillation for medical dataset sharing,” in *Proceedings of the AAAI Conference on Artificial Intelligence (AAAI), Workshop*, 2023, pp. 1–6.
- [12] Felix Wiewel and Bin Yang, “Condensed composite memory continual learning,” in *Proceedings of the International Joint Conference on Neural Networks (IJCNN)*, 2021, pp. 1–8.
- [13] Mattia Sangermano, Antonio Carta, Andrea Cossu, and Davide Bacciu, “Sample condensation in online continual learning,” in *Proceedings of the International Joint Conference on Neural Networks (IJCNN)*, 2022, pp. 1–8.
- [14] Felipe Petroski Such, Aditya Rawal, Joel Lehman, Kenneth Stanley, and Jeffrey Clune, “Generative teaching networks: Accelerating neural architecture search by learning to generate synthetic training data,” in *Proceedings of the International Conference on Machine Learning (ICML)*, 2020, pp. 9206–9216.
- [15] Bo Zhao and Hakan Bilen, “Dataset condensation with gradient matching,” in *Proceedings of the International Conference on Learning Representations (ICLR)*, 2021.
- [16] Naveen Sachdeva and Julian McAuley, “Data distillation: A survey,” *arXiv preprint arXiv:2301.04272*, 2023.
- [17] Shiye Lei and Dacheng Tao, “A comprehensive survey to dataset distillation,” *arXiv preprint arXiv:2301.05603*, 2023.
- [18] Ruonan Yu, Songhua Liu, and Xinchao Wang, “A comprehensive survey to dataset distillation,” *arXiv preprint arXiv:2301.07014*, 2023.
- [19] Ondrej Bohdal, Yongxin Yang, and Timothy Hospedales, “Flexible dataset distillation: Learn labels instead of images,” in *Proceedings of the Advances in Neural Information Processing Systems (NeurIPS), Workshop*, 2020.
- [20] Bo Zhao and Hakan Bilen, “Dataset condensation with differentiable siamese augmentation,” in *Proceedings of the International Conference on Machine Learning (ICML)*, 2021, pp. 12674–12685.
- [21] Bo Zhao and Hakan Bilen, “Dataset condensation with distribution matching,” *arXiv preprint arXiv:2110.04181*, 2021.
- [22] Kai Wang, Bo Zhao, Xiangyu Peng, Zheng Zhu, Shuo Yang, Shuo Wang, Guan Huang, Hakan Bilen, Xinchao Wang, and Yang You, “CAFE: Learning to condense dataset by aligning features,” in *Proceedings of the IEEE/CVF Conference on Computer Vision and Pattern Recognition (CVPR)*, 2022, pp. 12196–12205.
- [23] George Cazenavette, Tongzhou Wang, Antonio Torralba, Alexei A. Efros, and Jun-Yan Zhu, “Dataset distillation by matching training trajectories,” in *Proceedings of the IEEE/CVF Conference on Computer Vision and Pattern Recognition (CVPR)*, 2022, pp. 4750–4759.
- [24] Mariya Toneva, Alessandro Sordani, Remi Tachet des Combes, Adam Trischler, Yoshua Bengio, and Geoffrey J Gordon, “An empirical study of example forgetting during deep neural network learning,” in *Proceedings of the International Conference on Learning Representations (ICLR)*, 2019.
- [25] Yutian Chen, Max Welling, and Alex Smola, “Super-samples from kernel herding,” in *Proceedings of the Conference on Uncertainty in Artificial Intelligence (UAI)*, 2010.
- [26] Timothy Nguyen, Roman Novak, Lechao Xiao, and Jaehoon Lee, “Dataset distillation with infinitely wide convolutional networks,” in *Proceedings of the Advances in Neural Information Processing Systems (NeurIPS)*, 2021, pp. 5186–5198.
- [27] Guang Li, Ren Togo, Takahiro Ogawa, and Miki Haseyama, “Self-knowledge distillation based self-supervised learning for covid-19 detection from chest x-ray images,” in *Proceedings of the IEEE International Conference on Acoustics, Speech and Signal Processing (ICASSP)*, 2022, pp. 1371–1375.
- [28] Spyros Gidaris and Nikos Komodakis, “Dynamic few-shot visual learning without forgetting,” in *Proceedings of the IEEE/CVF conference on Computer Vision and Pattern Recognition (CVPR)*, 2018, pp. 4367–4375.
- [29] Alex Krizhevsky, Ilya Sutskever, and Geoffrey E Hinton, “Imagenet classification with deep convolutional neural networks,” in *Proceedings of the Advances in Neural Information Processing Systems (NeurIPS)*, 2012, pp. 1097–1105.
- [30] Karen Simonyan and Andrew Zisserman, “Very deep convolutional networks for large-scale image recognition,” *Proceedings of the International Conference on Learning Representations (ICLR)*, 2015.
- [31] Kaiming He, Xiangyu Zhang, Shaoqing Ren, and Jian Sun, “Deep residual learning for image recognition,” in *Proceedings of the IEEE/CVF Conference on Computer Vision and Pattern Recognition (CVPR)*, 2016, pp. 770–778.