
MAGINALLY CONSTRAINED NONPARAMETRIC BAYESIAN INFERENCE THROUGH GAUSSIAN PROCESS

Bingjing Tang

Department of Statistics
Purdue University
tang272@purdue.edu

Vinayak Rao

Department of Statistics
Purdue University
varao@purdue.edu

ABSTRACT

Nonparametric Bayesian models are used routinely as flexible and powerful models of complex data. Many times, a statistician may have additional informative beliefs about data distribution of interest, e.g., its mean or subset components, that is not part of, or even compatible with, the nonparametric prior. An important challenge is then to incorporate this partial prior belief into nonparametric Bayesian models. In this paper, we are motivated by settings where practitioners have additional distributional information about a subset of the coordinates of the observations being modeled. Our approach links this problem to that of conditional density modeling. Our main idea is a novel constrained Bayesian model, based on a perturbation of a parametric distribution with a transformed Gaussian process prior on the perturbation function. We also develop a corresponding posterior sampling method based on data augmentation. We illustrate the efficacy of our proposed constrained nonparametric Bayesian model in a variety of real-world scenarios including modeling environmental and earthquake data.

Keywords Gaussian process · Marginal distribution constraint · Nonparametric Bayesian

1 Introduction

Nonparametric Bayesian methods like the Dirichlet process [1] and the Gaussian process [2] allow practitioners to specify flexible priors over infinite-dimensional objects like functions and probability densities. These have seen wide success in applied disciplines like biostatistics [3], document modeling [4] and image modeling [5], with an accompanying rich literature on theoretical properties and computational strategies. The flexibility of these models however often comes at the cost of interpretability, and they can be quite challenging to elicit from applied scientists. Even more problematic is that such flexible priors imply statistical properties of the objects of interest that are incompatible with expert knowledge. This expert knowledge is often quantified by probability distributions over functionals of the infinite-dimensional objects of interest. The challenge is then to specify nonparametric Bayesian priors subject to constraints on the distribution of such functionals. This problem can be quite general [6], and in this work, we focus on a specific setting. Consider observations lying in a d -dimensional Euclidean space \mathbb{R}^d , with the observations drawn i.i.d. from an unknown probability density. We model this density, an infinite-dimensional object, with a nonparametric Bayesian prior, but now wish to constrain the marginal distribution of a subset of the coordinates of the observations.

Figure 1 presents a graphical illustration of this problem. The two-dimensional contour plot represents a complex probability density $p(X_1, X_2)$, drawn from a nonparametric prior. The one-dimensional densities to the top and right,

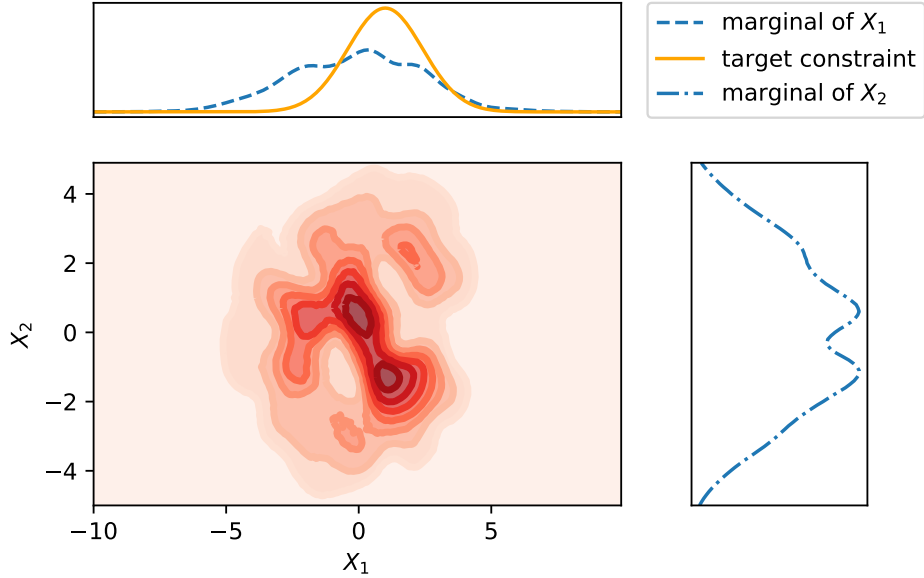


Fig. 1: Contour plot of a two-dimensional density $p(X_1, X_2)$ drawn from a nonparametric prior. Right is the corresponding marginal density of X_2 , while top is the corresponding marginal density of X_1 , along with a target constraint $p(X_1)$.

plotted with broken lines, show the corresponding marginal densities of X_1 and X_2 respectively. If the first component X_1 is known to follow some known density (e.g. a Gaussian, shown with the continuous curve), then it is important to modify the prior to satisfy this, while still remaining flexible about the rest of the density.

As a motivating example, following Schifeling and Reiter [7], we consider the 2012 American Community Survey Public Use Microdata Sample of North Carolina survey data (ACS PUM). This dataset, obtained from the United States Census Bureau’s website (<https://data.census.gov/mdat/#/>), comprises features like gender, age, and educational attainment. The marginal distribution of age in the population may already be known empirically from external census data sources and, due to sampling effects, may differ from the empirical distribution of age in the survey data. Modeling this dataset with an off-the-shelf nonparametric model will imply a marginal distribution over age that also differs from the prior knowledge. Incorporating the marginal distribution of age into the off-the-shelf prior can result in more accurate inferences, as predictive datasets from the model will satisfy the marginal distribution of age group in the population while preserving the dependence structure in the original multivariate data.

More broadly, such an approach is also useful in a variety of modern tasks in statistics and machine learning. A topic of increasing interest in machine learning is the problem of distribution shift, when the target distribution does not align with the underlying distribution of the training data. Dai et al. [8] proposed an approach for such a setting, but for discrete set modeling (see section 2). Similarly, concerns about fairness and privacy might make it preferable to introduce simplifying constraints on certain variables, rather than modeling the observed data as accurately as possible.

2 Related work

An important step towards incorporating marginal constraints into nonparametric models, motivated by the ACS PUM survey dataset mentioned earlier, is the work of Schifeling and Reiter [7]. Here, the authors used a Dirichlet process mixture of products of multinomials to model a dataset of discrete values. To enforce marginal constraints on a subset of the coordinates, the authors proposed a *hypothetical records augmentation method*, which essentially

amounts simulating values of these coordinates from the specified marginal distribution. These simulated values serve as an auxiliary dataset, which when combined with the original dataset, guide results towards respecting the marginal constraint. This data-augmentation approach, while conceptually simple, has a number of limitations. First, it only approximately enforces the marginal constraint, with the constraint enforced exactly only in the limit as the number of augmenting datapoints tends to infinity. The authors do not provide any clear guidelines about choosing the size of the augmenting dataset. Since the unconstrained coordinates are missing on the augmenting dataset, posterior inference involves additional complexity, and the scheme in Schifeling and Reiter [7] is tailored only to categorical data. Finally, to simulate the augmenting dataset, the marginal density must be known exactly. In many settings, one only wishes to constrain the parametric family the marginal distribution belongs to, with its parameters themselves learned from the data. For instance, prior knowledge might suggest that interarrival times in a queue follows an exponential distribution, with the actual arrival rate unknown. In such a setting, one cannot directly apply the methodology from Schifeling and Reiter [7].

Our proposed approach links the problem of enforcing marginal constraints to the problem of nonparametric conditional density modeling [9, 10, 11, 12, 13]. Rather than indirectly induce a marginal constraint on a subset of variables using an auxiliary dataset, we propose to directly model that subset using the specified marginal distribution, placing a prior on any unknown parameters. We then place a nonparametric prior on the conditional density of the remaining variables, with the resulting joint distribution 1) satisfying the marginal constraint *by construction*, and 2) inheriting the large support and flexibility of the nonparametric prior. Our contribution in this paper can thus also be viewed as a novel model for nonparametric conditional density modeling, with an associated novel MCMC sampling algorithm. As we outline below, there already exist a number of approaches to nonparametric conditional density modeling in the literature. We note that when the marginal constraint is known exactly, our problem reduces to a conditional density modeling problem, and any of these existing methods can be used. When only the parametric form of the marginal constraint is known, then our model affords a little more flexibility by allowing the conditional distribution to vary with the marginal. As an additional benefit, by building on the work of Adams et al. [14], our model has an associated *exact* MCMC sampling with no asymptotic bias, something that is lacking for most existing conditional density models.

There is a rich and growing literature on nonparametric conditional density modeling, with a large number of approaches based on predictor-dependent stick-breaking process priors. To estimate the conditional density of a response variable Y , these use the mixture specification $p(Y|X) = \int g(Y|X, \psi) dG_X(\psi)$, with known parametric densities $g(Y|X, \psi)$. The random probability measure G_X is a predictor-dependent mixture distribution taking the form

$$G_X = \sum_{h=1}^{\infty} \pi_h(X) \delta_{\psi_h}, \quad \psi_h \sim G_0,$$

where G_0 is a basis measure and $\pi_h(X)$ is a predictor-dependent probability weight constructed from a predictor-dependent stick-breaking process

$$\pi_h(X) = V_h(X) \prod_{s < h} \{1 - V_s(X)\}$$

with V_h confined to the unit interval for all X . Different construction choices of V_h have been proposed, among others works, in Dunson and Park [9] and Chung and Dunson [10]. While well understood theoretically [11], computation with these models typically requires truncating the number of mixture components to some finite number, or implementing involved slice-sampling algorithms. An alternative approach based on logistic Gaussian process is introduced in Ghosh et al. [12], Tokdar [13]. The authors extend logistic Gaussian process priors originally introduced and studied by Lenk [15, 16], Leonard [17] to model a nonparametric conditional density. Again however, exact posterior computation with logistic Gaussian process priors is a difficult problem as indicated in Ghosh et al. [12], Tokdar [18]. To avoid this issue, we extend the sigmoid Gaussian process prior introduced in Adams et al. [14] for modeling a nonparametric conditional density, and show how one can carry out exact posterior inference when this class of models is extended to modeling conditional distributions.

In Kessler et al. [6], the authors considered a version of the broader problem stated at the start of this paper: given a prior $\Pi_0(\theta)$ on some joint space Θ , and a marginal distribution p_1 on some functional f of θ , what is the probability

measure ‘closest’ to Π_0 that satisfies the marginal constraint. Using the Kullback-Leibler divergence as the measure of closeness, and writing \mathcal{H} for the set of probability measures on Θ with f –marginal distribution p_1 , the authors arrived at the following solution:

$$\Pi_1(\theta) := \operatorname{argmin}_{\Pi \in \mathcal{H}} \text{KL}(\Pi(\theta) | \Pi_0(\theta)) = \Pi_0(\theta | f) p_1(f). \quad (1)$$

The form of this solution allowed the authors to carry out posterior sampling via a small modification to an MCMC algorithm for the unconstrained prior $\Pi_0(\theta)$. While conceptually simple, this correction involves computing an intractable marginal, and in practice, this algorithm must be run as an approximate one, requiring a kernel density estimate of this marginal probability in order to calculate the acceptance probability. We can attempt to cast our problem as a special instance of this general scheme, where Θ is the space of densities on \mathbb{R}^d and f projects θ onto a density on a subset of these coordinates. Note though that with a known marginal constraint, the projected variable is distributed as a Dirac delta function. As a consequence of this hard constraint, the earlier MCMC scheme will make proposals attempting to hit a submanifold of measure 0, resulting in an acceptance probability of 0. Our proposed solution nevertheless builds on the form given in eq. (1), and links the problem of marginal constraints to that of nonparametric conditional density modeling.

As mentioned at the end of section 2, Dai et al. [8] consider a similar problem in the machine learning setting of marginal distribution shift. Their approach is restricted to discrete sets, and different from our problem, the authors try to learn a generative model to approximate the distribution of a random discrete *set*, given information about element marginals, i.e., the occurrence frequency of particular elements. Their goal is to efficiently adapt a previously learned generative model without constraints to respect the element marginals, without having to retrain the entire generative model from scratch.

3 Problem statement and proposed approach

In the following, we denote random variables with uppercase letters and their values with lowercase letters. We seek to model a dataset $\mathbf{X} = (X^1, \dots, X^n)$ comprising n observations, each of dimension d , with the i th observation written as $X^i = (X_1^i, \dots, X_d^i)$. As this notation indicates, we use superscripts to index individual observations in the dataset, and subscripts to index covariates. For an increasing, ordered subset $A \subset \{1, \dots, d\}$, we will use X_A to refer to the subvector $(X_j)_{j \in A}$ of X , and write $X_{A^c} = (X_j)_{j \notin A}$ for the complement of the components X_A . We model the observations as independent and identical draws from some unknown probability density p , subject to the following constraint: the subset X_A follows a known marginal distribution p_A . This marginal constraint on X_A , obtained from some external source, can take the form of a completely specified distribution (e.g. p_A might be the standard normal distribution $N(0, 1)$). More generally, domain knowledge about the distribution of X_A might take the form of some parametric distribution with the parameter value unknown, for example, X_A might be marginally distributed as a Gaussian with unknown mean and variance. We refer to the former as a *distribution constraint*, and the latter as a *family constraint*. The latter arises in fields like queuing theory or genetics, where structural knowledge like memorylessness or independence can result in distributions like the Poisson, Gaussian or exponential. In the first real example presented in the section 5, the modeler knows that concentrations of pollutants follow a lognormal distribution, with the mean and variance unknown. Note that the hypothetical records approach of Schifeling and Reiter [7] no longer works, since now we no longer have a specific distribution to generate auxiliary samples. Taking a nonparametric Bayesian approach, the problem now is to place a nonparametric Bayesian prior on the unknown density p , while ensuring that the induced marginal distribution of X_A is consistent with this side knowledge. For the family constraint, one must also place a prior on the unknown parameters.

3.1 Proposed nonparametric Bayesian Model

Our modeling approach, which can also be viewed as a contribution to the literature on nonparametric conditional density modeling, proceeds as follows. Inspired by eq. (1), we factor the joint probability as $p(X_A, X_{A^c}) = p_A(X_A)p(X_{A^c}|X_A)$. We then directly model the subset X_A of variables according to their specified marginal

distribution, and then place a flexible nonparametric prior on the conditional density of the remaining variables given a realization of X_A . Specifically, with $p_A(\cdot | \phi)$ the known marginal constraint (parametrized by ϕ), we model X_A as

$$X_A \sim p_A(\cdot | \phi), \quad \phi \sim p_\phi(\cdot). \quad (2)$$

When the prior p_ϕ on ϕ is a Dirac delta (that is, ϕ is known), we are in the distributional constraint setting. For the family constraint setting, the prior p_ϕ on ϕ might either reflect domain knowledge about ϕ , or can be a weakly informative or uninformative distribution.

We now have to specify a prior on the conditional distribution of X_{A^c} given X_A . As outlined earlier, there exist a number of approaches in the literature to do this, though posterior inference for these typically involve discretization or truncation approximations. After specifying our prior below, we will show in the next section how it is possible to carry out *exact* MCMC inference for this model.

We next introduce some more notation. Let $\pi_0(X_{A^c}|X_A, \theta, \phi)$ be a simple conditional distribution that is strictly positive, continuous, and parameterized by θ and ϕ . This will serve as a *centering distribution*. We will model the true conditional distribution of X_{A^c} given X_A as a perturbation of this centering distribution, with a transformed Gaussian process (GP) [2] prior on the perturbation function. Specifically, let $\sigma(x) = 1/(1 + \exp(-x))$ be the sigmoid function, and let $\lambda(\cdot)$ be a realization of a Gaussian process with mean function $\mu(\cdot)$ and covariance kernel $k(\cdot, \cdot)$. Then, we set the conditional distribution $p(X_{A^c}|X_A, \theta, \phi) \propto \pi_0(X_{A^c}|X_A, \theta, \phi)\sigma(\lambda(X_A, X_{A^c}))$. Recall that λ being a Gaussian process implies that for every finite subset of random vectors $z_1, \dots, z_m \in \mathbb{R}^d$, the corresponding vector $\lambda(z_1), \dots, \lambda(z_m)$ follows a Gaussian distribution as below, see Rasmussen and Williams [2] for more details:

$$\begin{pmatrix} \lambda(z_1) \\ \vdots \\ \lambda(z_m) \end{pmatrix} \sim \mathcal{N} \left(\begin{pmatrix} \mu(z_1) \\ \vdots \\ \mu(z_m) \end{pmatrix}, \begin{pmatrix} k(z_1, z_1) & \dots & k(z_1, z_m) \\ & \ddots & \\ k(z_m, z_1) & \dots & k(z_m, z_m) \end{pmatrix} \right).$$

The Gaussian property above shows that sample paths of a GP can take negative values, and the sigmoid transformation serves as a *link function* to keep $p(X_{A^c}|X_A, \theta, \phi)$ positive. There are a number of other choices for the link function in the literature, the most popular being the exponential function in Tokdar [18]. However, we show that along these lines of Adams et al. [14], the use of the sigmoid function allows us to sample exactly from this model. Following Rao et al. [19], we can carry out exact MCMC inference without any approximation error. First, we write down the overall model below:

$$\theta \sim p_\theta(\cdot), \quad \phi \sim p_\phi(\cdot), \quad \lambda(\cdot) \sim \mathcal{GP}(\mu(\cdot), k(\cdot, \cdot)) \quad (3)$$

$$X_A \sim p_A(\cdot | \phi) \quad (4)$$

$$X_{A^c}|X_A \sim \frac{\pi_0(X_{A^c}|X_A, \theta, \phi)\sigma(\lambda(X_A, X_{A^c}))}{\int \pi_0(X_{A^c}|X_A, \theta, \phi)\sigma(\lambda(X_A, X_{A^c}))dX_{A^c}}. \quad (5)$$

The Gaussian process is a well studied nonparametric prior on functions, and can be shown to possess desirable large support properties [20]. By modeling the modulation function with a GP prior, one can expect the resulting conditional density also to inherit similar large support properties. We show this below.

3.2 Large support and consistency properties

Assume that $\mathcal{X}_A \times \mathcal{X}_{A^c}$ is a compact subset of \mathbb{R}^d . For simplicity, we assume that the parameters θ and ϕ are fixed and known, and drop them from all notation, writing the centering distribution and the marginal constraining distribution simply as $\pi_0(\cdot|\cdot)$ and $p_A(\cdot)$. Write \mathcal{F} for the space of all joint densities on $\mathcal{X}_A \times \mathcal{X}_{A^c}$ with their corresponding marginal densities on \mathcal{X}_A equal to $p_A(\cdot)$, and conditional densities jointly continuous on $\mathcal{X}_A \times \mathcal{X}_{A^c}$. The Gaussian process prior on λ induces a prior Π on \mathcal{F} through the map from λ to f_λ

$$\lambda \rightarrow f_\lambda(X_A, X_{A^c}) = p_A(X_A) \cdot \frac{\pi_0(X_{A^c}|X_A)\sigma(\lambda(X_A, X_{A^c}))}{\int_{\mathcal{X}_{A^c}} \pi_0(X_{A^c}|X_A)\sigma(\lambda(X_A, X_{A^c}))dX_{A^c}}. \quad (6)$$

In theorem 1, we prove a ‘large-support’ property of the conditional density in eq. (5), showing that any density function in \mathcal{F} is in the KL support of the induced prior Π . First, we state a key intermediate result from Ghosal and Roy [21] that we will use to prove the theorem:

Lemma 1. [Theorem 4 in Ghosal and Roy [21]] Assume that $\lambda(X_A, X_{A^c})$ on the compact index set $\mathcal{X}_A \times \mathcal{X}_{A^c}$ is a Gaussian process (GP) with continuous sample paths. Assume that the GP mean function and a function $\lambda_0(X_A, X_{A^c})$ on $\mathcal{X}_A \times \mathcal{X}_{A^c}$ belong to the RKHS of the covariance kernel of the Gaussian process. Then

$$P(\lambda : \sup_{\{X_A \in \mathcal{X}_A, X_{A^c} \in \mathcal{X}_{A^c}\}} |\lambda(X_A, X_{A^c}) - \lambda_0(X_A, X_{A^c})| < \delta) > 0 \quad \forall \delta > 0.$$

We can then state our result, which we prove in Appendix A 7.

Theorem 1. Suppose the Gaussian process on the compact space $\mathcal{X}_A \times \mathcal{X}_{A^c}$ satisfies the assumptions in lemma 1. Assume that its mean function is continuous and that the RKHS associated with its covariance kernel equals the set of all continuous functions on $\mathcal{X}_A \times \mathcal{X}_{A^c}$. Also assume $\pi_0(X_{A^c}|X_A)$ and $p_A(X_A)$ in the map of equation 6 are strictly positive on $\mathcal{X}_A \times \mathcal{X}_{A^c}$ and \mathcal{X}_A , and additionally $\pi_0(X_{A^c}|X_A)$ is continuous on $\mathcal{X}_A \times \mathcal{X}_{A^c}$. Then any density function belonging to \mathcal{F} is in the KL support of Π .

We remark that for many covariance kernels, the associated RKHS equals the set of all continuous functions, see theorems 4.3-4.5 of Tokdar and Ghosh [22]. If a kernel on a one-dimensional space can be written as $k(s, t) = \psi(s - t)$ for some nonzero, continuous density function ψ , then Tokdar and Ghosh [22] showed its RKHS is the set of continuous functions. For spaces with dimension larger than 1, if the covariance kernel is the Kronecker product of one-dimensional kernels, with each one-dimensional kernel having the set of all continuous functions as its RKHS, then Tokdar and Ghosh [22] showed that the RKHS of the covariance kernel also equals the set of all continuous functions.

We finish this section with a well-known result from Schwartz [23], showing that the large support property of the prior distribution from theorem 1 translates to asymptotic consistency of the posterior distribution. Specifically, assume the product of $p_A(X_A)$ and the true conditional density $q(X_{A^c}|X_A)$ lies in \mathcal{F} , then the posterior $\Pi(f_\lambda|(X_A^1, X_{A^c}^1), \dots, (X_A^n, X_{A^c}^n))$ will be weakly consistent at the joint density $p_A(X_A) \cdot q(X_{A^c}|X_A)$ as $n \rightarrow \infty$.

Theorem 2. (Schwartz [23]) If the true density f_0 is in the Kullback-Leibler support of Π , then the posterior is weakly consistent at f_0 .

3.3 Exact prior simulation

We next explain how to draw samples from this model. This step, useful in itself, is also key to our MCMC algorithm for posterior simulation. Along the lines of Adams et al. [14], we exploit the fact that the logistic function $\sigma(x)$ satisfies $\sigma(x) \leq 1$, so that $\pi_0(X_{A^c}|X_A; \theta, \phi) \sigma(\lambda(X_A, X_{A^c})) \leq \pi_0(X_{A^c}|X_A; \theta, \phi)$. We note that this bounding property does not hold for most typical link functions used in the literature. The bounding property allows us to generate samples from the nonparametric conditional through a simple rejection sampling scheme: first propose from $\pi_0(X_{A^c}|X_A; \theta, \phi)$ and then accept or reject with probability $\sigma(\lambda(X_A, X_{A^c}))$. The accepted samples form a realization from the probability density proportional to $\pi_0(X_{A^c}|X_A; \theta, \phi) \sigma(\lambda(X_A, X_{A^c}))$. Crucially, generating a dataset of n observations in such a fashion only requires evaluating the Gaussian process at a finite set of points: the locations of the data points as well as the rejected proposals that were produced along the way. Since the values of a GP on a finite set of points follow a multivariate normal distribution, these can easily be sequentially sampled from the corresponding conditional distributions. Importantly, this does not require integrating the transformed GP as in the denominator of eq. (5). We describe this in detail in algorithm 1.

3.3.1 Placing a prior distribution on θ and ϕ : the parameters of the centering distribution $\pi_0(\cdot | \cdot; \theta, \phi)$

As the results in theorem 1 and theorem 2 show, it is sufficient for the centering density $\pi_0(\cdot | \cdot; \theta, \phi)$ to be a strictly positive, continuous conditional distribution for our model to possess desirable asymptotic properties. Even so, a poor choice of $\pi_0(\cdot | \cdot; \theta, \phi)$ can impact the efficiency of algorithm 2. Specifically, if there exists a region of space that has

Algorithm 1: Algorithm to generate prior samples from the proposed model (Equations (3) - (5))

Input: the marginal density family $p_A(\cdot)$, a tractable conditional density family $\pi_0(\cdot|\cdot)$, priors $p_\phi(\cdot)$ and $p_\theta(\cdot)$ on ϕ and θ , the Gaussian process mean and covariance functions $\mu(\cdot)$ and $k(\cdot, \cdot)$, the sample size n .

Output: Multivariate samples $(X_A^1, X_{A^c}^1), \dots, (X_A^n, X_{A^c}^n)$ with $X_A^i \sim p_A(\cdot)$.

- 1 Set λ_{pre} as null and $S = \{1, 2, \dots, n\}$.
 - 2 Sample $\phi \sim p_\phi(\cdot)$ and $\theta \sim p_\theta(\cdot)$.
 - 3 Sample $X_A^1, \dots, X_A^n \stackrel{i.i.d}{\sim} p_A(\cdot|\phi)$.
 - 4 **repeat**
 - 5 Sample $y^i \sim \pi_0(\cdot|X_A^i; \theta, \phi) \forall i \in S$, and denote $T = \{(X_A^i, y^i), i \in S\}$;
 - 6 Sample $\lambda_T | \lambda_{pre}$ conditionally from the Gaussian process, and add λ_T into λ_{pre} ;
 - 7 Set $\alpha^i = 1$ with probability $\sigma(\lambda(X_A^i, y^i)) \forall i \in S$;
 - 8 Set $X_{A^c}^i \leftarrow y^i$ and delete index i from S if $\alpha^i = 1 \forall i \in S$.
 - 9 **until** S is null;
-

high probability under the true density, but low probability under the centering distribution, then it will take a large number of rejected proposals before a sample is finally accepted. While ultimately avoiding such issues requires a careful choice of the centering distribution, in our experiments, we found that the additional flexibility gained from allowing a location and/or scale parameter of the centering distribution to vary significantly improves performance. Accordingly, we place priors $p_\theta(\cdot)$ and $p_\phi(\cdot)$ on the parameters of $\pi_0(\cdot|\cdot; \theta, \phi)$.

4 Posterior inference

Having specified the model, we now move to the problem of posterior computation: given a dataset (X^1, \dots, X^n) of observations from an unknown density, if we assume the data-generating density lies in \mathcal{F} and model it using our marginally constrained nonparametric prior, how do we characterize resulting the posterior distribution? We take a Markov chain Monte Carlo (MCMC) approach, devising a Markov chain with this posterior distribution as its stationary distribution. The unknown latent variables of interest in the model specified above are the GP-distributed function λ , and any unknown parameters θ and ϕ of the centering distribution and the marginal constraining distribution respectively. For simplicity, we ignore any unknown hyperparameters of the kernel of the Gaussian process; these can easily be simulated given realizations of λ . The posterior distribution for (λ, ϕ, θ) is

$$\begin{aligned}
 p(\lambda, \phi, \theta | X^1, \dots, X^n) &\propto p_\phi(\phi) \cdot p_\theta(\theta) \cdot \mathcal{GP}(\lambda) \cdot \prod_{i=1}^n p(X^i | \lambda, \phi, \theta) \\
 &\propto p_\phi(\phi) \cdot p_\theta(\theta) \cdot \mathcal{GP}(\lambda) \cdot \prod_{i=1}^n p_A(X_A^i | \phi) \cdot \prod_{i=1}^n \frac{\pi_0(X_{A^c}^i | X_A^i, \theta, \phi) \sigma(\lambda(X_A^i, X_{A^c}^i))}{Z(\lambda, \theta, \phi, X_A^i)} \quad (7)
 \end{aligned}$$

where $\mathcal{GP}(\lambda)$ denotes the Gaussian process prior and $Z(\lambda, \theta, \phi, X_A^i) = \int \pi_0(X_{A^c}^i | X_A^i, \theta, \phi) \sigma(\lambda(X_A^i, X_{A^c}^i)) dX_{A^c}^i$.

Note that the dependence of the intractable denominator $Z(\lambda, \theta, \phi, X_A^i)$ on θ, ϕ and λ makes their posterior distribution an example of a *doubly intractable probability distribution* [24], so that standard MCMC methods cannot directly be used. Specifically, for a Metropolis-Hastings algorithm that proposes new parameters θ^*, ϕ^* and a new function λ^* , the acceptance probability involves the ratios $Z(\lambda, \theta, \phi, X_A^i) / Z(\lambda^*, \theta^*, \phi^*, X_A^i)$, something that is clearly impossible to calculate. To solve this, we follow a data augmentation scheme based on an approach proposed in Rao et al. [19].

At a high level, our approach is to also instantiate the rejected proposals from π_0 . Write $\mathcal{Y}^i = \{y^{i1}, \dots, y^{i|\mathcal{Y}^i|}\}$ as the set of rejected samples preceding the i th observation $(X_A^i, X_{A^c}^i)$. Instead of computing $p(\lambda, \phi, \theta | (X_A^1, X_{A^c}^1), \dots, (X_A^n, X_{A^c}^n))$, we simulate from $p(\lambda, \phi, \theta, \mathcal{Y}^1, \dots, \mathcal{Y}^n | (X_A^1, X_{A^c}^1), \dots, (X_A^n, X_{A^c}^n))$. Observe that the latter has the former as its marginal distribution, so that having produced samples from the latter, we can just discard the rejected samples $(\mathcal{Y}^1, \dots, \mathcal{Y}^n)$. Importantly, we will see that given the rejected samples $(\mathcal{Y}^1, \dots, \mathcal{Y}^n)$,

the variables λ , ϕ and θ can be updated using standard MCMC techniques. Our overall approach to produce samples from $p(\lambda, \phi, \theta, \mathcal{Y}^1, \dots, \mathcal{Y}^n | (X_A^1, X_{A^c}^1), \dots, (X_A^n, X_{A^c}^n))$ is a Gibbs sampling algorithm described in algorithm 2, involving three main steps:

Sample $\mathcal{Y}^1, \dots, \mathcal{Y}^n | \lambda, \phi, \theta, (X_A^1, X_{A^c}^1), \dots, (X_A^n, X_{A^c}^n)$: Note that under our model, the number of rejected samples preceding each observation is a random quantity following a geometric distribution, whose success probability equals the acceptance probability. Noting that the acceptance probability equals $\int \pi_0(y | X_A^i; \theta, \phi) \sigma(\lambda(y, X_A^i)) dy$ and is intractable, we avoid evaluating this by directly simulating the number and values of the rejected samples preceding an observation. To do so, we just simulate a new observation following algorithm 1, discard the accepted sample and keep the rejected samples. The validity of this scheme was proved in Rao et al. [19] who showed that crucially, these quantities are independent of the value of the accepted sample.

Sample $\lambda | \phi, \theta, \mathcal{Y}^1, \dots, \mathcal{Y}^n, (X_A^1, X_{A^c}^1), \dots, (X_A^n, X_{A^c}^n)$: This conditional distribution no longer involves any intractable normalizers:

$$p(\lambda | \phi, \theta, \mathcal{Y}^1, \dots, \mathcal{Y}^n, (X_A^1, X_{A^c}^1), \dots, (X_A^n, X_{A^c}^n)) \propto p(\lambda) \cdot \prod_{i=1}^n \left\{ \sigma(\lambda(X_A^i, X_{A^c}^i)) \prod_{j=1}^{|\mathcal{Y}^i|} [1 - \sigma(\lambda(X_A^i, y^{ij}))] \right\}. \quad (8)$$

Effectively, $\sigma(\lambda)$ serves as a classification function to separate accepted and rejected proposals. We can generate a new random function λ^* by a standard MCMC methods for GPs, for example, elliptical slice sampling [25] or Hamiltonian Monte Carlo [26].

Sample $\theta, \phi | \lambda, \mathcal{Y}^1, \dots, \mathcal{Y}^n, (X_A^1, X_{A^c}^1), \dots, (X_A^n, X_{A^c}^n)$: Given all other variables, θ and ϕ are dependent on each other, and follow distributions

$$p(\phi | \theta, \mathcal{Y}^1, \dots, \mathcal{Y}^n, (X_A^1, X_{A^c}^1), \dots, (X_A^n, X_{A^c}^n)) \propto p_\phi(\phi) \cdot \prod_{i=1}^n p(X_A^i | \phi) \cdot \prod_{i=1}^n \left\{ \pi_0(X_{A^c}^i | X_A^i, \theta, \phi) \prod_{j=1}^{|\mathcal{Y}^i|} \pi_0(y^{ij} | X_A^i, \theta, \phi) \right\}, \quad (9)$$

$$p(\theta | \phi, \mathcal{Y}^1, \dots, \mathcal{Y}^n, (X_A^1, X_{A^c}^1), \dots, (X_A^n, X_{A^c}^n)) \propto p_\theta(\theta) \cdot \prod_{i=1}^n \left\{ \pi_0(X_{A^c}^i | X_A^i, \theta, \phi) \prod_{j=1}^{|\mathcal{Y}^i|} \pi_0(y^{ij} | X_A^i, \theta, \phi) \right\}. \quad (10)$$

These can be simulated using standard MCMC techniques such as Metropolis-Hastings, Hamiltonian Monte Carlo or slice sampling. A simplifying assumption is to make the centering distribution π_0 independent of the parameter ϕ . While we do not make this assumption, it does hold in the setting of distribution constraints where ϕ is fixed. In such instances, it might be possible to choose a prior $p_\phi(\cdot)$ that is conjugate to the constraint family and a prior $p_\theta(\cdot)$ conjugate to the centering distribution. Then, given the rejected samples, the posterior belongs to the same family as the prior and is typically easy to sample from.

Algorithm 2: An iteration of the Markov chain for posterior inference for $p(\lambda, \phi, \theta | X_A^1, X_{Ac}^1, \dots, X_A^n, X_{Ac}^n)$

Input: The observations $\mathcal{X} = \{(X_A^1, X_{Ac}^1), \dots, (X_A^n, X_{Ac}^n)\}$, set of rejected samples

$\tilde{\mathcal{Y}} = \{(X_A^1, \tilde{y}^{11}), \dots, (X_A^1, \tilde{y}^{1|\tilde{\mathcal{Y}}^1|}), \dots, (X_A^n, \tilde{y}^{n1}), \dots, (X_A^n, \tilde{y}^{n|\tilde{\mathcal{Y}}^n|})\}$, where
 $\tilde{\mathcal{Y}}^1 = \{\tilde{y}^{11}, \dots, \tilde{y}^{1|\tilde{\mathcal{Y}}^1|}\}, \dots, \tilde{\mathcal{Y}}^n = \{\tilde{y}^{n1}, \dots, \tilde{y}^{n|\tilde{\mathcal{Y}}^n|}\}$, the current random function values $\lambda_{\mathcal{X} \cup \tilde{\mathcal{Y}}}$, the
current parameters $\tilde{\phi}$ and $\tilde{\theta}$.

Output: A new set of rejected samples $\mathcal{Y} = \{(X_A^1, y^{11}), \dots, (X_A^1, y^{1|\mathcal{Y}^1|}), \dots, (X_A^n, y^{n1}), \dots, (X_A^n, y^{n|\mathcal{Y}^n|})\}$,
where $\mathcal{Y}^1 = \{y^{11}, \dots, y^{1|\mathcal{Y}^1|}\}, \dots, \mathcal{Y}^n = \{y^{n1}, \dots, y^{n|\mathcal{Y}^n|}\}$, and a new instantiation $\lambda_{\mathcal{X} \cup \mathcal{Y}}$ of the GP
on $\mathcal{X} \cup \mathcal{Y}$, new parameters ϕ and θ .

- 1 Set $S \leftarrow \{1, \dots, n\}$, $\lambda_{pre} = \lambda_{\mathcal{X} \cup \tilde{\mathcal{Y}}}$, and $\mathcal{Y} \leftarrow \{\}$.
 - 2 **repeat**
 - 3 Sample $y^i \sim \pi_0(\cdot | X_A^i; \tilde{\theta}, \tilde{\phi}) \forall i \in S$, and denote $T = \{(X_A^i, y^i), i \in S\}$;
 - 4 Sample $\lambda_T | \lambda_{pre}$ conditionally from the Gaussian process, and add λ_T into λ_{pre} ;
 - 5 Set $\alpha^i = 1$ with probability $\sigma(\lambda(X_A^i, y^i)) \forall i \in S$;
 - 6 Set $\mathcal{Y} \leftarrow \mathcal{Y} \cup (X_A^i, y^i)$ if $\alpha^i = 1$; otherwise, delete index i from $S \forall i \in S$.
 - 7 **until** S is null;
 - 8 Restrict λ_{pre} to $\lambda_{\mathcal{X} \cup \mathcal{Y}}$.
 - 9 Update $\lambda_{\mathcal{X} \cup \mathcal{Y}}$ with a Markov kernel having a stationary distribution as eq. (8).
 - 10 Update $\tilde{\phi}$ to ϕ with a Markov kernel having a stationary distribution as eq. (9).
 - 11 Update $\tilde{\theta}$ to θ with a Markov kernel having a stationary distribution as eq. (10).
-

5 Experiments

In this section, we present two synthetic examples and two real examples to demonstrate the usefulness of our proposed methodology. For the first synthetic example, we incorporate a specific marginal *distribution* constraint into the model and assume the empirical marginal distribution of observations agree with the marginal distribution constraint. The second example demonstrates the additional flexibility of our approach over standard conditional density modeling, by including an additional coupling between the variances of the constrained and unconstrained coordinates. For both real examples, we incorporate marginal *family* constraints into the models. We implemented our algorithm in Python and ran it on Purdue Community Cluster Workbench, an interactive compute environment for non-batch big data analysis and simulation, consisting of Dell compute nodes with 24-core AMD EPYC 7401P processors (24 cores per node), and 512 GB of memory. For all examples, we ran a total of 5000 MCMC iterations, and treated the first 1000 iterations as burn-in.

We compared our proposed marginally constrained model with a fully nonparametric model without any marginal constraints, specifically, the model of Adams et al. [14] that ours is based upon. For both models, we used Gaussian processes with a squared exponential kernel: $k_{SE}(x, x') = \sigma^2 \exp\left(-\frac{\|x - x'\|^2}{2l^2}\right)$. In our experiments, we set the parameter σ^2 to 1 and updated lengthscale parameter l via Hamiltonian Monte Carlo (HMC) under a weakly informative prior. In the family constraint setting, we also compared our proposed marginally constrained model with a simple parametric model that satisfies the marginal family constraint. We carried out both quantitative and qualitative evaluations of the models; for the former, we used the likelihood of a held-out test dataset.

5.1 Synthetic Example 1

Here, we generated 2-dimensional datasets of size 100 and 20 from the following mixture of two Gaussians:

$$(X_1, X_2) \sim 0.5 \mathcal{N}\left(\begin{pmatrix} 13 \\ -20 \end{pmatrix}, \begin{pmatrix} 1 & \frac{3\sqrt{5}}{5} \\ \frac{3\sqrt{5}}{5} & 20 \end{pmatrix}\right) + 0.5 \mathcal{N}\left(\begin{pmatrix} 13 \\ 20 \end{pmatrix}, \begin{pmatrix} 1 & \frac{3\sqrt{5}}{5} \\ \frac{3\sqrt{5}}{5} & 20 \end{pmatrix}\right).$$

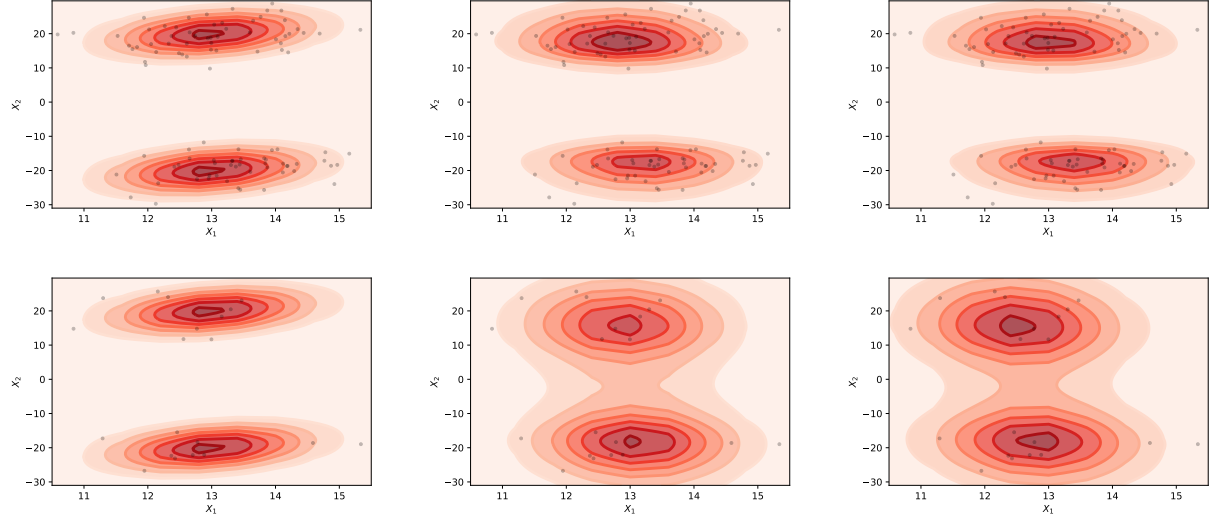


Fig. 2: (top left): the groundtruth density $0.5\mathcal{N}\left(\begin{pmatrix} 13 \\ -20 \end{pmatrix}, \begin{pmatrix} 1 & \frac{3\sqrt{5}}{5} \\ \frac{3\sqrt{5}}{5} & 20 \end{pmatrix}\right) + 0.5\mathcal{N}\left(\begin{pmatrix} 13 \\ 20 \end{pmatrix}, \begin{pmatrix} 1 & \frac{3\sqrt{5}}{5} \\ \frac{3\sqrt{5}}{5} & 20 \end{pmatrix}\right)$; (top middle): the posterior mean density based on 100 observations drawn from the true density using our proposed model; (top right): the posterior mean density based on 100 observations drawn from the true density with posterior samples of lengthscale parameter via HMC using the fully nonparametric model. The bottom panels are similar, now based on 20 observations drawn from the true density.

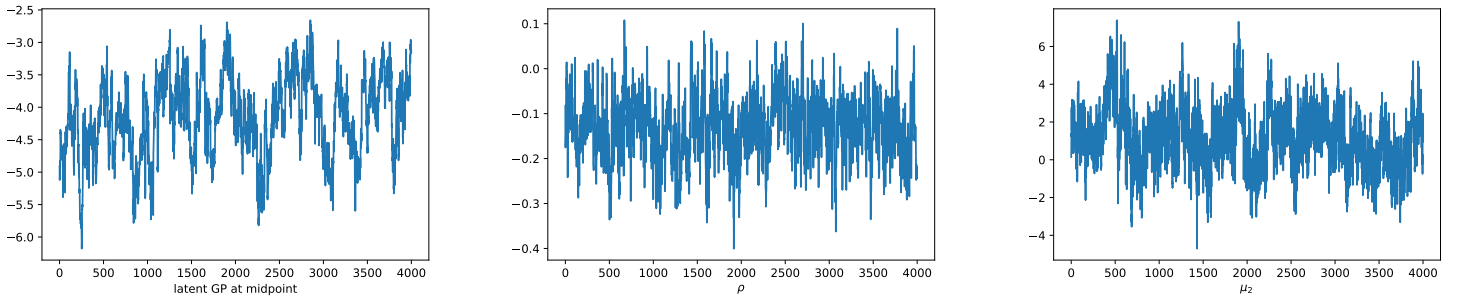


Fig. 3: MCMC traceplots for posterior samples of the latent GP at the midpoint along with parameters ρ and μ_2 for the first synthetic example.

Table 1: Average marginal loglikelihood in the first synthetic example

Training dataset size	Truth/Our proposed model	Fully nonparametric model
100	-82.79	-83.57
60	-82.79	-84.02
20	-82.79	-86.88

Table 2: Average joint loglikelihood in the first synthetic example

Training dataset size	Truth	Our proposed model	Fully nonparametric model
100	-299.63	-304.69	-305.67
60	-299.63	-306.70	-308.64
20	-299.63	-318.41	-322.40

The leftmost panel of fig. 2 shows the contours of this probability density with different sets of observations. Observe that the first coordinate of these observations follows a Gaussian distribution $p_1(X_1) = \mathcal{N}(X_1 | \mu_1, \sigma_1^2)$, where $\mu_1 = 13$ and $\sigma_1^2 = 1$. We assume this marginal constraint is known, and model each dataset with our marginally constrained nonparametric prior. We choose the centering distribution $\pi_0(X_2|X_1; \theta, \phi)$ as a conditional normal distribution, namely

$$\pi_0(X_2|X_1 = x_1; \theta, \phi) = \mathcal{N}(X_2; \mu_2 + \rho\sigma_2\sigma_1^{-1}(x_1 - \mu_1), (1 - \rho^2)\sigma_2^2)$$

where $\theta = (\rho, \mu_2, \sigma_2^2)$, and $\phi = (\mu_1, \sigma_1^2)$, which are known values here. We place a Normal-Inverse-Gamma-Uniform prior on $\theta = (\rho, \mu_2, \sigma_2^2)$, with $\mu_0 = 0$, $k = 0.001$, $\alpha_0 = 0.001$ and $\beta_0 = 0.001$:

$$p(\rho, \mu_2, \sigma_2^2) \propto \mathcal{N}\left(\mu_2; \mu_0, \frac{\sigma_2^2}{k_0}\right) \cdot \text{Inv-Gamma}(\sigma_2^2; \alpha_0, \beta_0) \cdot \mathbb{1}_{[-1,1]}(\rho).$$

Running our MCMC sampler from algorithm 2 (including a Hamiltonian Monte Carlo update for the lengthscale parameter in the kernel covariance matrix), we produce 4000 posterior samples for θ and λ for each of the two datasets and then use those posterior samples to compute the mean of data densities, which is presented in the middle column of fig. 2. We include the traceplots for the posterior samples corresponding to the dataset of size 100 in figure 3. For comparison, we also compute the mean of data densities for the fully nonparametric model, which is displayed at the rightmost column of fig. 2. We can observe that the fully nonparametric model does not satisfy the marginal distribution constraint exactly, which is further supported in the quantitative comparison below.

To quantitatively compare posterior results of our proposed marginally constrained model and the fully nonparametric model, we generate a test dataset of size 60 and 5 training datasets of size 20, 60 and 100 respectively from the mixture of normal distribution. For each model and each training dataset, we produce 4000 posterior samples and then use those posterior samples to compute ‘marginal’ and ‘joint’ loglikelihoods of the test dataset. Here, the joint loglikelihood refers to the standard logarithmic probability of the test dataset, while the marginal loglikelihood describes the logarithmic probability of the first component of the test datapoints (viz. the constrained component). Finally, for each model and each training sample size, the median of average loglikelihoods over posterior samples across the 5 training-test splits is reported in table 1 and table 2.

As reported in the two tables, we conclude that, compared with the fully nonparametric model, both joint and marginal loglikelihoods for our proposed marginally constrained model are always closer to the truth. The difference of either joint or marginal loglikelihoods between the two models increases as the size of training datasets diminishes.

5.2 Synthetic example 2

For this example, we consider a setting that requires a bit more structure than our original model. Specifically, we assume that two random variables X_1 and X_2 , where X_1 is known to follow a normal distribution with unknown

Table 3: Average joint loglikelihood in the second synthetic example. The three columns present joint loglikelihoods in the format 0.50 quantile (0.25 quantile, 0.75 quantile) using 10 pairs of training/test datasets.

The modified model	Fully nonparametric model	Our proposed marginally constrained model
-88.45 (-90.07, -85.68)	-90.25 (-95.52, -87.71)	-89.33 (-92.03, -84.78)

parameters μ_1 and σ_1^2 , i.e., $p_1(X_1) = \mathcal{N}(X_1; \mu_1, \sigma_1^2)$. While the conditional distribution of X_2 is unknown, it is known to have a variance of the same order as X_1 ; this is a reasonable assumption in many settings. We now seek to model a dataset of observations of (X_1, X_2) , while incorporating both pieces of information into the joint model. Our original model already allows the marginal to be incorporated, and a simple modification to incorporate the variance constraint is by setting the centering distribution $\pi_0(X_2|X_1; \theta, \phi)$ to a conditional normal distribution as below:

$$\pi_0(X_2|X_1 = x_1; \theta, \phi) = \mathcal{N}(X_2; \mu_2 + \rho(x_1 - \mu_1), (1 - \rho^2)\sigma_1^2).$$

Observe that we use the same variance σ_1^2 as the marginal constraint. We place the normal-inverse-gamma prior on $\theta = (\rho, \mu_2, \sigma_1^2)$, specifically, with $\mu_0 = 0$, $k_0 = 0.001$, $\alpha_0 = 0.001$ and $\beta_0 = 0.001$, we set

$$P(\rho, \mu_2, \sigma_1^2) \propto N(\mu_2; \mu_0, \frac{\sigma_1^2}{k_0}) \text{Inv-Gamma}(\sigma_1^2; \alpha_0, \beta_0) \mathbb{1}_{[-1,1]}(\rho).$$

Simultaneously, with $\mu_{x_0} = -10$ and $k_{x_0} = 0.01$, we place the following normal prior on $\phi = \mu_1$:

$$\mu_1 | \sigma_1^2 \sim N(\mu_{x_0}, \frac{\sigma_1^2}{k_{x_0}}).$$

Next, we draw 15 observations from the normal distribution shown at topleft of fig. 4, namely,

$$(X_1, X_2) \sim \mathcal{N}\left(\begin{pmatrix} 13 \\ -5 \end{pmatrix}, \begin{pmatrix} 20 & 6 \\ 6 & 20 \end{pmatrix}\right)$$

Observe that this distributions has same marginal variances for each component. We apply the modified model described above, the fully nonparametric model and our original model to the observations and compute the mean of densities estimated from 4000 posterior samples for $(\rho, \mu_2, \sigma_1^2, \mu_1, \lambda)$ as shown in fig. 4. Our MCMC sampler here involves a straightforward modification of eq. (10) in algorithm 2, now having an additional term since the parameter σ_1^2 now depends on both the marginal distribution of X_1 and the prior distribution of μ_1 . The posterior mean densities for all models show that the performance of the modified model surpasses the other two models with respect to the similarity with the true density. In absolute terms, the recovered density does a good job approximating the truth, despite there being 15 observations.

Apart from the straight qualitative results, we use the same metric in the first synthetic example, namely the joint loglikelihood, to compare the three different models. We generate 10 pairs of training and test datasets of size 15 from the true normal distribution. The lengthscale parameter is updated via HMC. For each model and each pair of datasets, we produce 4000 posterior samples and compute the joint loglikelihoods of the test dataset. Table 3 reports quantiles of joint loglikelihoods among the 10 pairs of datasets and shows that the modified model outperforms the other two models.

5.3 Real Example 1

Particulate matter 2.5 (PM 2.5) refers to a category of particles in the air that are 2.5 micrometers or less in size [27]. Their ability to penetrate deeply into the lung makes them dangerous to human health. It is common to model concentration levels of PM 2.5 with a lognormal distribution and this concentration level is known to be highly correlated with outdoor temperature; see for example [27]. We obtain measurements of the daily average concentration level of PM 2.5 and outdoor temperature in Clinton Drive in Houston, TX(CAM 55) for the year 2020¹. The original dataset consists of 366 daily observations, which we filtered to eliminate outliers and missing data points to obtain the final dataset of 356 observations. This is plotted in fig. 5.

¹from the website https://www.tceq.texas.gov/cgi-bin/compliance/monops/yearly_summary.pl

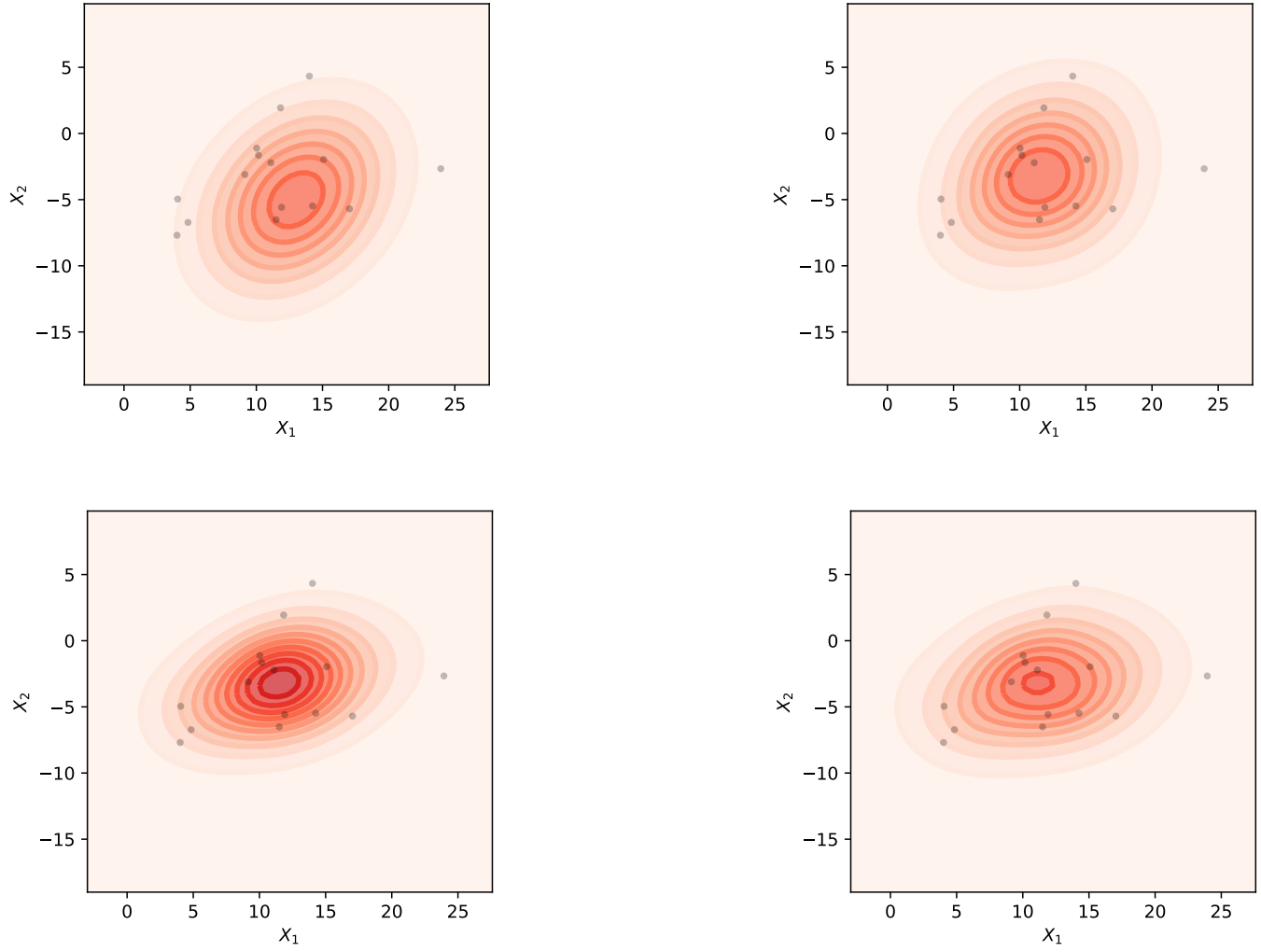


Fig. 4: (top left): the true density $\mathcal{N}\left(\begin{pmatrix} 13 \\ -5 \end{pmatrix}, \begin{pmatrix} 20 & 6 \\ 6 & 20 \end{pmatrix}\right)$; (top right): the posterior mean density given 15 observations drawn from the true density using our modified model; (bottom left): the posterior mean density given 15 observations using the fully nonparametric model; (bottom right): the posterior mean density using 15 observations using our original proposed model.

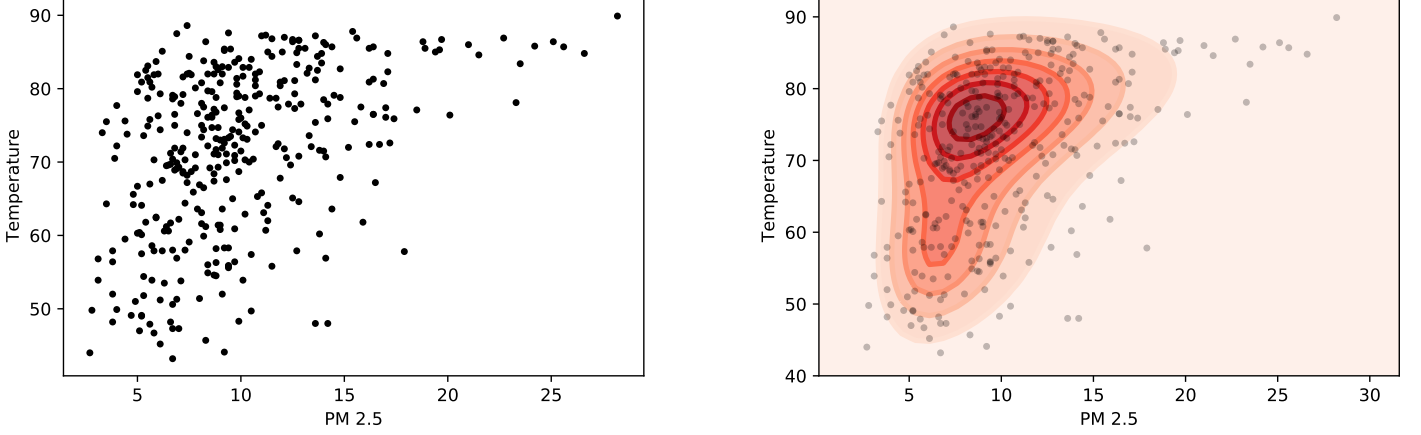


Fig. 5: (left): the PM2.5 dataset showing PM2.5 levels versus temperature; (right): the posterior mean density based on 4000 MCMC samples.

Let X_1 denote the daily average concentration levels of PM 2.5 and X_2 denote the daily average outdoor temperature. We applied our model to this dataset of (X_1, X_2) pairs, imposing a lognormal family constraint on the PM 2.5 concentration levels. In this example, a minor modification to the centering distribution is required and an additional prior is placed on the parameters of the family constraint. Denoting the parameters of the lognormal family as $\phi = (\mu_x, \sigma_x^2)$, we placed a conjugate normal-inverse-chi-squared prior on these:

$$\sigma_x^2 \sim \frac{v_{x0} \sigma_{x0}^2}{\chi_{v_{x0}}^2}, \quad \mu_x | \sigma_x^2 \sim \mathcal{N}(\mu_{x0}, \frac{\sigma_x^2}{k_{x0}}).$$

We set $\mu_{x0} = -10$, $k_{x0} = 0.01$, $v_{x0} = 0.001$ and $\sigma_{x0}^2 = 5$. For our centering distribution, we use

$$\pi_0(X_2 | X_1 = x_1, \theta, \phi) = \mathcal{N}(X_2; \mu_2 + \rho \sigma_2 s_x^{-1} (x_1 - m_x), (1 - \rho^2) \sigma_2^2), \quad (11)$$

where $\theta = (\rho, \mu_2, \sigma_2^2)$, $s_x^2 = \text{Var}[X_1] = \exp\{(\sigma_x^2 - 1)(2\mu_x + \sigma_x^2)\}$, and $m_x = \mathbb{E}[X_1] = \exp\{\mu_x + \frac{\sigma_x^2}{2}\}$. We place a normal-inverse-gamma prior on $\theta = (\rho, \mu_2, \sigma_2^2)$:

$$P(\rho, \mu_2, \sigma_2^2) \propto \mathcal{N}\left(\mu_2; \mu_0, \frac{\sigma_2^2}{k_0}\right) \cdot \text{Inv-Gamma}(\sigma_2^2; \alpha_0, \beta_0) \cdot \mathbb{1}_{[-1,1]}(\rho)$$

where $\mu_0 = 0$, $k = 0.001$, $\alpha_0 = 0.001$ and $\beta_0 = 0.001$. Using our MCMC sampler with this model, we draw samples from the posterior distribution given the PM 2.5 dataset, plotting the posterior mean density in fig. 5. We see that the posterior mean density captures the characteristics of the dataset reasonably well. The model does struggle to capture some of the outliers along the X_1 -component, though this is more a reflection of the marginal lognormal constraint, rather than the nonparametric component. Modeling both components together allows practitioners to assess this limitation for different values of the temperature variable, and the figure suggests that failures of the parametric assumption occur at large values of the temperature variable.

Analogous to the quantitative comparison in the first synthetic example, we also perform a comparison among our proposed marginally constrained model, a fully nonparametric model and a parametric model. For the fully nonparametric model and our proposed model, the lengthscale parameter is updated via HMC. We also fit a bivariate normal parametric model to fit temperature and the log-transformed PM 2.5 variable; note that the parametric model satisfies the lognormal family constraint on PM 2.5. We repeat splitting the dataset into a training dataset of size 296 and a test dataset of size 60 5 times and obtain 5 pairs of training and test datasets. For each model and each pair of training and test datasets, we produce 4000 posterior samples according to the matching training dataset and then use

Table 4: Average joint loglikelihood in the PM 2.5 data from 5 training-test splits

Lengthscale parameter	Fully nonparametric model	Our proposed marginally constrained model	Parametric model
HMC	-385.57	-382.24	-384.52

Table 5: Average marginal loglikelihood for the PM 2.5 data for 5 training-test splits

Lengthscale parameter	Fully nonparametric model	Our proposed marginally constrained model	Parametric model
HMC	-169.33	-164.11	-164.14

those posterior samples to compute the joint and marginal loglikelihoods of the corresponding test dataset. Finally, for each model, the median of the average loglikelihoods over posterior samples across the 5 pairs of training and testing datasets are reported in table 4 and table 5. Both tables illustrate that our proposed marginally constrained model always behaves the best, demonstrating the importance of flexibility in preserving the dependence structure between the two variables as well as incorporating prior information through marginal constraints in data-poor settings.

5.4 Real Example 2

In our final experiment, we consider modeling earthquake data. Following [28], we are interested in modeling the bivariate distribution of earthquake recurrence time and magnitude, while simultaneously ensuring that the recurrence time follows an exponential distribution [29]. We obtain a dataset of 45 observations from Ferraes [29] (table 1) and run our proposed marginally constrained model with a family constraint. Denoting the rate parameter of the exponential family constraint on the recurrence time as r , we place a weakly informative gamma prior with both shape and rate parameters to be 0.1. To apply our marginally constrained model, we choose a slightly different centering distribution with a same normal-inverse-gamma prior placed on its parameters as that in the first real example described in section 5.3. We use the same centering distribution as described in equation 11, where $\theta = (\rho, \mu_2, \sigma_2^2)$, $\phi = r$, $m_x = \frac{1}{r}$ and $s_x^2 = \frac{1}{r^2}$. The posterior mean density is presented in fig. 6. We see that other than three outliers, the model succeeds in capturing the underlying observation pattern, and that the failure to model the observations arises from the parametric exponential constraint, which effectively robustifies the model against these outliers. We do not report quantitative performance measures here, essentially, depending on whether or not the outliers are part of the test set, either the fully nonparametric model or our model performs best.

To assess MCMC mixing, we evaluate the latent GP on a grid of 3540 points and run MCMC for 5000 iterations with a burn-in period of 1000 iterations. In table 6, we report the minimum ESS, maximum ESS and ESS at the midpoint among all the 3540 grid points. In fig. 6, we present the traceplots of posterior samples for ϕ , θ and the latent GP at the midpoint.

6 Conclusions

In this work, we propose a nonparametric Bayesian approach for density modeling while enforcing constraints on the marginal distribution of a subset of components. Our approach, closely tied to conditional density modeling introduces a novel constrained Bayesian model based on a transformed Gaussian process, satisfying the marginal constraining distribution exactly and inducing large support prior. For posterior sampling, we devise an exact MCMC algorithm

Table 6: Effective sample size per 4000 iterations for the second real example

Minimum ESS	Maximum ESS	ESS at midpoint
16.76	242.32	107.09

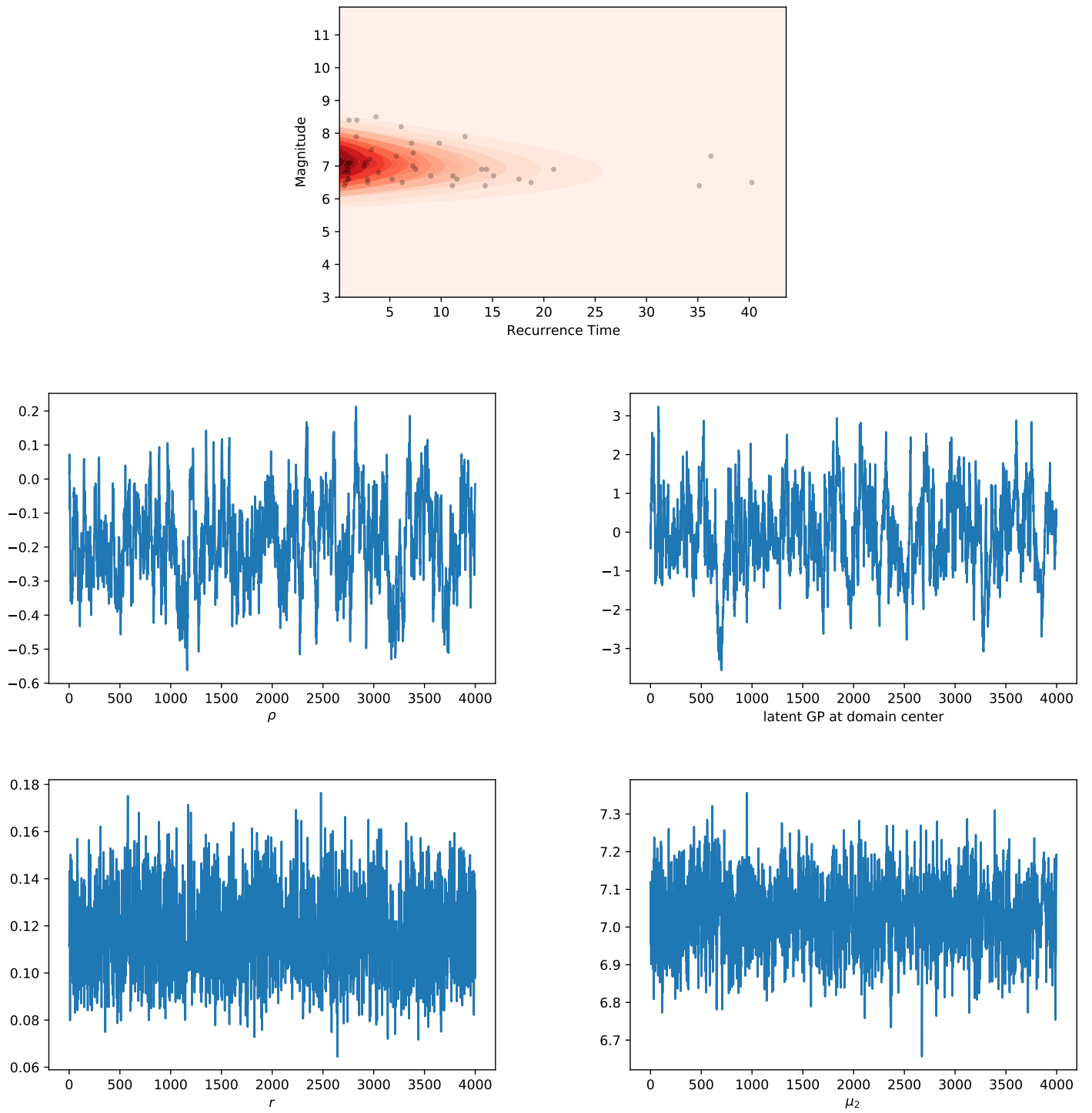


Fig. 6: In the top row is the posterior mean density with posterior samples of the lengthscale parameter. The rest are the corresponding traceplots for posterior samples of θ , ϕ and the latent GP at the midpoint of the selected gridpoints.

without any approximation/discretization errors, which is additional attraction of our approach over existing conditional density modeling approaches.

In the present paper, we are only focused on placing one marginal density constraint on a subset of variables. In some settings, partial prior beliefs are available about different subsets of variables, which requires simultaneously imposing multiple marginal constraints on those subsets of variables. Since the dependence between these subsets is unavailable, our approach doesn't extend to it in a straightforward manner. As mentioned at the start of this paper, a more general problem is to constrain some functional of the data distribution. For example, we might have prior information about the mean of the distribution, either in the form of fixed values or prior distribution. In future work, it is of interest to extend our framework to solve these problems.

There are some other open issues to be considered. First, in this paper we have not discussed sufficient conditions for strong consistency and rates of the convergence of the posterior distribution. Ghosal et al. [30] presents general results on the rates of convergence of the posterior distribution, which can be adapted to our specific transformed Gaussian process prior. Second, we can think about using our proposed transformed Gaussian process prior to solve nonparametric conditional density modeling problems like density regressions. Tokdar et al. [31] develops a framework for modeling conditional densities and offering dimension reduction of predictors by combining the logistic Gaussian process and subspace projection. A similar future work worth consideration is to connect our proposed transformed Gaussian process prior to subspace projection. More generally, it is of interest to leverage the vast literature on scalability of Gaussian processes to improve the scalability of our proposed model.

Acknowledgments

We thank the Editor, Associate Editor and referees, as well as our financial sponsors.

Appendix

7 Appendix A: Weak Posterior Consistency

7.1 Basics of consistency

Let D_1, \dots, D_n be i.i.d. with true density f_0 belonging to a space of densities \mathcal{F} with weak topology. Let Π be a prior on \mathcal{F} . For a density f , let P_f stand for the probability measure corresponding to f . Then for any measurable subset A of \mathcal{F} , the posterior probability of A given D_1, \dots, D_n is

$$\Pi(A|D_1, \dots, D_n) = \frac{\int_A \prod_{i=1}^n f(D_i) \Pi(df)}{\int_{\mathcal{F}} \prod_{i=1}^n f(D_i) \Pi(df)}$$

Definition 1 (weak neighborhood). A weak neighborhood of f_0 is a set

$$V_\epsilon(f_0) = \left\{ f \in \mathcal{F} : \left| \int \phi f - \int \phi f_0 \right| < \epsilon, \text{ for any bounded and continuous function } \phi \right\}$$

.

Definition 2 (weak posterior consistency). A prior Π is said to achieve weak posterior consistency at f_0 , if

$$\Pi(U|X_1, \dots, X_n) \rightarrow 1 \text{ almost surely under } P_{f_0}$$

for all weak neighborhoods U of f_0 .

Definition 3 (KL support). f_0 is said to be in the KL support of Π if $\forall \epsilon > 0$, $\Pi(K_\epsilon(f_0)) > 0$, where $K_\epsilon(f_0) = \{f : \int f_0 \log(f_0/f) < \epsilon\}$ is a KL neighborhood of f_0 .

7.2 A formal proof of weak posterior convergence for our proposed model

Lemma 2. For any two functions λ_1 and λ_2 on the index set $\mathcal{X}_A \times \mathcal{X}_{A^c}$ and for any $\delta > 0$,

$$\|\lambda_1 - \lambda_2\|_\infty < \delta \Rightarrow \left\| \log \frac{f_{\lambda_1}}{f_{\lambda_2}} \right\|_\infty \leq 2\delta$$

Proof: It follows from $\|\lambda_1 - \lambda_2\|_\infty < \delta$ that $\lambda_2(X_A, X_{A^c}) - \delta < \lambda_1(X_A, X_{A^c}) < \lambda_2(X_A, X_{A^c}) + \delta$ for any $X_A, X_{A^c} \in \mathcal{X}_A \times \mathcal{X}_{A^c}$. Then, from the monotonicity of the sigmoid function σ , we have that $\sigma(\lambda_2(X_A, X_{A^c}) - \delta) < \sigma(\lambda_1(X_A, X_{A^c})) < \sigma(\lambda_2(X_A, X_{A^c}) + \delta)$.

Next, observe that the sigmoid function satisfies $\sigma(x - \delta) > \exp(-\delta)\sigma(x)$ for any $\delta > 0$. Combining this with the previous result, we obtain

$$\exp(-\delta) \sigma(\lambda_2(X_A, X_{A^c})) < \sigma(\lambda_1(X_A, X_{A^c})) < \exp(\delta) \sigma(\lambda_2(X_A, X_{A^c})).$$

It follows that for any density $\pi_0(X_{A^c}|X_A)$, we have

$$\begin{aligned} \exp(-\delta) \int_{\mathcal{X}_{A^c}} \pi_0(X_{A^c}|X_A) \sigma(\lambda_2(X_A, X_{A^c})) dX_{A^c} &< \int_{\mathcal{X}_{A^c}} \pi_0(X_{A^c}|X_A) \sigma(\lambda_1(X_A, X_{A^c})) dX_{A^c} \\ &< \exp(\delta) \int_{\mathcal{X}_{A^c}} \pi_0(X_{A^c}|X_A) \sigma(\lambda_2(X_A, X_{A^c})) dX_{A^c} \end{aligned}$$

From the above two inequalities, it follows that

$$\begin{aligned} \exp(-2\delta) \frac{\sigma(\lambda_2(X_A, X_{A^c}))}{\int_{\mathcal{X}_{A^c}} \pi_0(X_{A^c}|X_A) \sigma(\lambda_2(X_A, X_{A^c})) dX_{A^c}} &< \frac{\sigma(\lambda_1(X_A, X_{A^c}))}{\int_{\mathcal{X}_{A^c}} \pi_0(X_{A^c}|X_A) \sigma(\lambda_1(X_A, X_{A^c})) dX_{A^c}} \\ &< \exp(2\delta) \frac{\sigma(\lambda_2(X_A, X_{A^c}))}{\int_{\mathcal{X}_{A^c}} \pi_0(X_{A^c}|X_A) \sigma(\lambda_2(X_A, X_{A^c})) dX_{A^c}}, \end{aligned}$$

so that for all (X_A, X_{A^c}) ,

$$\exp(-2\delta) < \frac{f_{\lambda_1}(X_A, X_{A^c})}{f_{\lambda_2}(X_A, X_{A^c})} < \exp(2\delta)$$

The result then follows. \square

Theorem 1. Suppose the Gaussian process on the compact space $\mathcal{X}_A \times \mathcal{X}_{A^c}$ satisfies the assumptions in lemma 1. Assume that its mean function is continuous and that the RKHS associated with its covariance kernel equals the set of all continuous functions on $\mathcal{X}_A \times \mathcal{X}_{A^c}$. Also assume $\pi_0(X_{A^c}|X_A)$ and $p_A(X_A)$ in the map of equation 6 are strictly positive on $\mathcal{X}_A \times \mathcal{X}_{A^c}$ and \mathcal{X}_A , and additionally $\pi_0(X_{A^c}|X_A)$ is continuous on $\mathcal{X}_A \times \mathcal{X}_{A^c}$. Then any density function belonging to \mathcal{F} is in the KL support of Π .

Proof: By definition, any density that belongs to \mathcal{F} takes the form $p_A(X_A) \cdot q(X_{A^c}|X_A)$. For any $\epsilon > 0$, set $\delta = \frac{\epsilon}{4}$, and choose $\xi > 0$ such that $\log(1 + \xi) < \frac{\epsilon}{2}$. Define a strictly positive density q_0 as

$$q_0(X_{A^c}|X_A) = \frac{q(X_{A^c}|X_A) + \xi}{1 + \xi} \quad \forall X_A \in \mathcal{X}_A, X_{A^c} \in \mathcal{X}_{A^c}.$$

Consider the ratio $\frac{q_0(X_{A^c}|X_A)}{\pi_0(X_{A^c}|X_A)}$. As both q_0 and π_0 are continuous functions on $\mathcal{X}_A \times \mathcal{X}_{A^c}$, and as π_0 does not vanish, this is also a continuous function on $\mathcal{X}_A \times \mathcal{X}_{A^c}$. Due to the compactness of $\mathcal{X}_A \times \mathcal{X}_{A^c}$, we additionally have that $M := \sup_{\{X_A \in \mathcal{X}_A, X_{A^c} \in \mathcal{X}_{A^c}\}} \frac{q_0(X_{A^c}|X_A)}{\pi_0(X_{A^c}|X_A)} < \infty$. Define $\lambda_0(X_A, X_{A^c}) = \sigma^{-1}(\frac{q_0(X_{A^c}|X_A)}{M\pi_0(X_{A^c}|X_A)})$. The definition of q_0 and M , and the fact that π_0 does not vanish ensures that $\frac{q_0(X_{A^c}|X_A)}{M\pi_0(X_{A^c}|X_A)} \in (0, 1)$, and thus lies in

the domain of $\sigma^{-1}(\cdot)$. Recalling the mapping f_λ is defined in eq. (6), it is easy to see that the function λ_0 satisfies $f_{\lambda_0}(X_A, X_{A^c}) = p_A(X_A)q_0(X_{A^c}|X_A)$.

From the assumptions of the theorem, it follows from lemma 1 that

$$P(\lambda : \sup_{\{X_A \in \mathcal{X}_A, X_{A^c} \in \mathcal{X}_{A^c}\}} |\lambda(X_A, X_{A^c}) - \lambda_0(X_A, X_{A^c})| < \delta) > 0.$$

From lemma 2, we then obtain

$$\Pi \left(f_\lambda : \left\| \log \frac{f_{\lambda_0}(X_A, X_{A^c})}{f_\lambda(X_A, X_{A^c})} \right\|_\infty < \frac{\epsilon}{2} \right) \geq P(\lambda : \sup_{\{X_A \in \mathcal{X}_A, X_{A^c} \in \mathcal{X}_{A^c}\}} |\lambda(X_A, X_{A^c}) - \lambda_0(X_A, X_{A^c})| < \delta) > 0.$$

Now, recognizing that $\log \frac{q(X_{A^c}|X_A)}{q(X_{A^c}|X_A) + \xi} < 0$, we have:

$$\begin{aligned} \text{KL}(p_A(X_A) \cdot q(X_{A^c}|X_A), f_\lambda(X_A, X_{A^c})) &= \int_{\mathcal{X}_A} \int_{\mathcal{X}_{A^c}} p_A(X_A) q(X_{A^c}|X_A) \log \frac{p_A(X_A) q(X_{A^c}|X_A)}{f_\lambda(X_A, X_{A^c})} dX_{A^c} dX_A \\ &= \int_{\mathcal{X}_A} \int_{\mathcal{X}_{A^c}} p_A(X_A) q(X_{A^c}|X_A) \log \frac{q(X_{A^c}|X_A)}{q_0(X_{A^c}|X_A)} dX_{A^c} dX_A + \int_{\mathcal{X}_A} \int_{\mathcal{X}_{A^c}} p_A(X_A) q(X_{A^c}|X_A) \log \frac{p_A(X_A) q_0(X_{A^c}|X_A)}{f_\lambda(X_A, X_{A^c})} dX_{A^c} dX_A \\ &= \int_{\mathcal{X}_A} \int_{\mathcal{X}_{A^c}} p_A(X_A) q(X_{A^c}|X_A) \log \frac{q(X_{A^c}|X_A)}{q(X_{A^c}|X_A) + \xi} dX_{A^c} dX_A + \log(1 + \xi) \\ &\quad + \int_{\mathcal{X}_A} \int_{\mathcal{X}_{A^c}} p_A(X_A) q(X_{A^c}|X_A) \log \frac{p_A(X_A) q_0(X_{A^c}|X_A)}{f_\lambda(X_A, X_{A^c})} dX_{A^c} dX_A \\ &< \frac{\epsilon}{2} + \left\| \log \frac{f_{\lambda_0}(X_A, X_{A^c})}{f_\lambda(X_A, X_{A^c})} \right\|_\infty. \end{aligned}$$

It follows that $\Pi(f_\lambda : \text{KL}(p_A \cdot q, f_\lambda) < \epsilon) \geq \Pi \left(f_\lambda : \left\| \log \frac{f_{\lambda_0}(X_1, X_2)}{f_\lambda(X_1, X_2)} \right\|_\infty < \frac{\epsilon}{2} \right) > 0$, completing the proof. \square

References

- [1] Thomas S Ferguson. A Bayesian analysis of some nonparametric problems. *The Annals of Statistics*, pages 209–230, 1973.
- [2] CE. Rasmussen and CKI. Williams. *Gaussian Processes for Machine Learning*. Adaptive Computation and Machine Learning. MIT Press, Cambridge, MA, USA, January 2006.
- [3] David B Dunson. Nonparametric Bayes applications to biostatistics. *Bayesian Nonparametrics*, 28:223–273, 2010.
- [4] Yee Whye Teh and Michael I Jordan. Hierarchical Bayesian nonparametric models with applications. *Bayesian Nonparametrics*, 28(158):42, 2009.
- [5] Erik Sudderth and Michael Jordan. Shared segmentation of natural scenes using dependent Pitman-Yor processes. *Advances in Neural Information Processing Systems*, 21:1585–1592, 2008.
- [6] David C Kessler, Peter D Hoff, and David B Dunson. Marginally specified priors for non-parametric Bayesian estimation. *Journal of the Royal Statistical Society, Series B (Statistical methodology)*, 77(1):35, 2015.
- [7] Tracy A Schifeling and Jerome P Reiter. Incorporating marginal prior information in latent class models. *Bayesian Analysis*, 11(2):499–518, 2016.
- [8] Hanjun Dai, Mengjiao Yang, Yuan Xue, Dale Schuurmans, and Bo Dai. Marginal distribution adaptation for discrete sets via module-oriented divergence minimization. In *International Conference on Machine Learning*, pages 4605–4617. PMLR, 2022.

- [9] David B Dunson and Ju Hyun Park. Kernel stick-breaking processes. *Biometrika*, 95(2):307–323, 2008.
- [10] Yeonseung Chung and David B Dunson. Nonparametric Bayes conditional distribution modeling with variable selection. *Journal of the American Statistical Association*, 104(488):1646–1660, 2009.
- [11] Debdeep Pati, David B Dunson, and Surya T Tokdar. Posterior consistency in conditional distribution estimation. *Journal of Multivariate Analysis*, 116:456–472, 2013.
- [12] Jayanta K Ghosh, Surya T Tokdar, and Yu M Zhu. Bayesian density regression with logistic Gaussian process and subspace projection. *Bayesian Analysis*, 5(2):319–344, 2010.
- [13] Surya T Tokdar. Dimension adaptability of Gaussian process models with variable selection and projection. *arXiv preprint arXiv:1112.0716*, 2011.
- [14] Ryan P Adams, Iain Murray, and David MacKay. The Gaussian process density sampler. *Advances in Neural Information Processing Systems*, 21, 2008.
- [15] Peter J Lenk. The logistic normal distribution for Bayesian, nonparametric, predictive densities. *Journal of the American Statistical Association*, 83(402):509–516, 1988.
- [16] Peter J Lenk. Towards a practicable Bayesian nonparametric density estimator. *Biometrika*, 78(3):531–543, 1991.
- [17] Tom Leonard. Density estimation, stochastic processes and prior information. *Journal of the Royal Statistical Society, Series B (Statistical Methodology)*, 40(2):113–132, 1978.
- [18] Surya T Tokdar. Towards a faster implementation of density estimation with logistic Gaussian process priors. *Journal of Computational and Graphical Statistics*, 16(3):633–655, 2007.
- [19] Vinayak Rao, Lizhen Lin, and David B Dunson. Data augmentation for models based on rejection sampling. *Biometrika*, 103(2):319–335, 2016.
- [20] Nidhan Choudhuri, Subhashis Ghosal, and Anindya Roy. Nonparametric binary regression using a Gaussian process prior. *Statistical Methodology*, 4(2):227–243, 2007.
- [21] Subhashis Ghosal and Anindya Roy. Posterior consistency of Gaussian process prior for nonparametric binary regression. *The Annals of Statistics*, 34(5):2413–2429, 2006.
- [22] Surya T Tokdar and Jayanta K Ghosh. Posterior consistency of logistic Gaussian process priors in density estimation. *Journal of Statistical Planning and Inference*, 137(1):34–42, 2007.
- [23] Lorraine Schwartz. On Bayes procedures. *Zeitschrift für Wahrscheinlichkeitstheorie und verwandte Gebiete*, 4(1):10–26, 1965.
- [24] I Murray, Z Ghahramani, and D MacKay. MCMC for doubly-intractable distributions. *Uncertainty in Artificial Intelligence*, 22, 2006.
- [25] Iain Murray, Ryan Adams, and David MacKay. Elliptical slice sampling. In *Proceedings of the Thirteenth International Conference on Artificial Intelligence and Statistics*, pages 541–548. JMLR Workshop and Conference Proceedings, 2010.
- [26] Radford M Neal. MCMC using Hamiltonian dynamics. *Handbook of Markov Chain Monte Carlo*, 2(11):2, 2011.
- [27] Wayne R Ott. A physical explanation of the lognormality of pollutant concentrations. *Journal of the Air & Waste Management Association*, 40(10):1378–1383, 1990.
- [28] Hamzeh Dehghani and Mohammad Javad Fadaee. Probabilistic prediction of earthquake by bivariate distribution. *Asian Journal of Civil Engineering*, 21:977–983, 2020.
- [29] Sergio G Ferraes. The conditional probability of earthquake occurrence and the next large earthquake in Tokyo, Japan. *Journal of Seismology*, 7(2):145–153, 2003.
- [30] Subhashis Ghosal, Jayanta K Ghosh, and Aad W Van Der Vaart. Convergence rates of posterior distributions. *Annals of Statistics*, pages 500–531, 2000.
- [31] Surya T Tokdar, Yu M Zhu, and Jayanta K Ghosh. Bayesian density regression with logistic Gaussian process and subspace projection. *Bayesian Analysis*, 5(2):319–344, 2010.