

Word to Sentence Visual Semantic Similarity for Caption Generation: Lessons Learned

Ahmed Sabir

Universitat Politècnica de Catalunya, TALP Research Center, Barcelona, Spain
asabir@cs.upc.edu

Abstract

This paper focuses on enhancing the captions generated by image-caption generation systems. We propose an approach for improving caption generation systems by choosing the most closely related output to the image rather than the most likely output produced by the model. Our model revises the language generation output beam search from a visual context perspective. We employ a visual semantic measure in a word and sentence level manner to match the proper caption to the related information in the image. The proposed approach can be applied to any caption system as a post-processing based method.

1 Introduction

Automatic caption generation is a fundamental task that incorporates vision and language. The task can be tackled in two stages: first, image-visual information extraction and then linguistic description generation. Most models couple the relations between visual and linguistic information via a Convolutional Neural Network (CNN) to encode the input image and Long Short Term Memory for language generation (LSTM) (Vinyals et al., 2015; Anderson et al., 2018). Recently, self-attention has been used to learn these relations via Transformers (Huang et al., 2019; Cornia et al., 2020) or Transformer-based models like Vision and Language Bert (Lu et al., 2020). These systems show promising results on benchmark datasets such as Flickr (Young et al., 2014) and COCO (Lin et al., 2014). However, the lexical diversity of the generated caption remains a relatively unexplored research problem. Lexical diversity refers to how accurate the generated description is for a given image. An accurate caption should provide details regarding specific and relevant aspects of the image (Luo et al., 2018). Caption lexical diversity can be divided into three levels: word level (different words), syntactic level (word order), and semantic

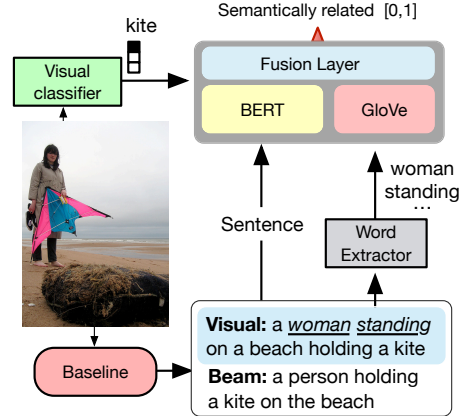


Figure 1: An overview of our visual semantic re-ranker. We employ the visual context in a word and sentence level manner from the image to re-rank the most closely related caption to its visual context. An example, from the caption Transformer (Cornia et al., 2020), shows how the visual re-ranker (**Visual Beam**) uses the semantic relation to re-rank the most descriptive caption.

level (relevant concepts) (Wang and Chan, 2019). In this work, we approach word level diversity by learning the semantic correlation between the caption and its visual context, as shown in Figure 1, where the visual information from the image is used to learn the semantic relation from the caption in a word and sentence manner.

Modern sophisticated image captioning systems focus heavily on visual grounding to capture real world scenarios. Early works (Fang et al., 2015) built a visual detector to guide and re-rank image captions with a global similarity. The work of (Wang et al., 2018) investigates the informativeness of object information (*e.g.* object frequency) in end-to-end caption generation. Cornia et al. (2019) proposes controlled caption language grounding through visual regions from the image. Inspired by these works, we propose an object-based re-ranker to re-rank the most closely related caption with both static and contextualized semantic similarity.

Our main contributions in this paper are: (1) We

Model	B-1	B-2	B-3	B-4	M	R	C	BERTscore
Show and Tell (Vinyals et al., 2015) ♠								
TellBeamS	0.331	0.159	0.071	0.035	0.093	0.270	0.035	0.8871
Tell+VR_V1BERT-Glove	0.330	0.158	0.069	0.035	0.095	0.273	0.036	0.8855
Tell+VR_V2BERT-Glove	0.320	0.154	0.073	0.037	0.099	0.277	0.041	0.8850
Tell+VR_V1RoBERTa-Glove (sts)	0.313	0.153	0.072	0.037	0.101	0.273	0.036	0.8839
Tell+VR_V2RoBERTa-Glove (sts)	0.330	0.158	0.069	0.035	0.095	0.273	0.036	0.8869
ViBERT (Lu et al., 2020) ♣								
ViBeamS	0.739	0.577	0.440	0.336	0.271	0.543	1.027	0.9363
ViL+VR_V1BERT-Glove	0.739	0.576	0.438	0.334	0.273	0.544	1.034	0.9365
ViL+VR_V2BERT-Glove	0.740	0.578	0.439	0.334	0.273	0.545	1.034	0.9365
ViL+VR_V1RoBERTa-Glove (sts)	0.738	0.576	0.440	0.335	0.273	0.544	1.036	0.9365
ViL+VR_V2RoBERTa-Glove (sts)	0.740	0.579	0.442	0.338	0.272	0.545	1.040	0.9366
Transformer based caption generator (Cornia et al., 2020) ♣								
TransBeamS	0.780	0.631	0.491	0.374	0.278	0.569	1.153	0.9399
Trans+VR_V1BERT-Glove	0.780	0.629	0.487	0.371	0.278	0.567	1.149	0.9398
Trans+VR_V2BERT-Glove	0.780	0.630	0.488	0.371	0.278	0.568	1.150	0.9399
Trans+VR_V1RoBERTa-Glove (sts)	0.779	0.629	0.487	0.370	0.277	0.567	1.145	0.9395
Trans+VR_V2RoBERTa-Glove (sts)	0.779	0.629	0.487	0.370	0.277	0.567	1.145	0.9395

Table 1: Performance of compared baselines on the Karpathy test split ♣ (for Transformer baselines) and Flickr ♠ (for show and tell CNN-LSTM baseline) with/without Visual semantic Re-ranking. At inference, we use only Top- k -2 (Visual 1 or Visual 2) object visual context once at a time.

propose a post-processing method for any caption generation system via visual semantic related measures; (2) as an addendum to the main analysis of this work, we note that the visual re-ranker does not apply to less diverse beam searches.

2 Beam search caption extraction

We employ the three most common architectures for caption generation to extract the top beam search. The first baseline is based on the standard shallow CNN-LSTM model (Vinyals et al., 2015). The second, ViBERT (Lu et al., 2020), is fine-tuned on a total of 12 different vision and language datasets such as caption image retrieval. Finally, the third baseline is a specialized Transformer based caption generator (Cornia et al., 2020).

3 Visual Beam Re-ranking for Image Captioning

3.1 Problem Formulation

Beam search is the dominant method for approximate decoding in structured prediction tasks such as machine translation, speech recognition, and image captioning. The larger beam size allows the model to perform a better exploration of the search space compared to greedy decoding. Our goal is to leverage the visual context information of the image to re-rank the candidate sequences obtained through the beam search, thereby moving the most visually relevant candidate up in the list, while moving incorrect candidates down.

3.2 Beam Search Visual Re-ranking

We introduce a word and sentence level semantic relation with the visual context in the image. Inspired by (Peinelt et al., 2020), who propose a joint BERT (Devlin et al., 2019) with topic modelling for semantic similarity, we propose a joint BERT with GloVe for visual semantic similarity.

Word level similarity. To learn the semantic relation between a caption and its visual context in a word level manner, we first employ a bidirectional LSTM based CopyRNN keyphrase extractor (Meng et al., 2017) to extract keyphrases from the sentence as context. The model is trained on two combined pre-processed datasets: (1) wikidump (*i.e.* keyword, short sentence) and (2) SemEval 2017 Task 10 (Keyphrases from scientific publications) (Augenstein et al., 2017). Secondly, GloVe is used to compute the cosine similarity between the visual context and its related context. For example, from *a woman in a red dress and a black skirt walks down a sidewalk* the model will extract *dress* and *walks*, which are the highlights keywords of the caption.

Sentence level similarity. We fine-tune the BERT base model to learn the visual context information. The model learns a dictionary-like relation word-to-sentence paradigm. We use the visual data *i.e.* object as context for the sentence, *i.e.* caption via cosine distance.

- **BERT.** BERT achieves remarkable results on many sentence level tasks and especially in the textual semantic similarity task (STS-B) (Cer et al., 2017). Therefore, we fine-tuned

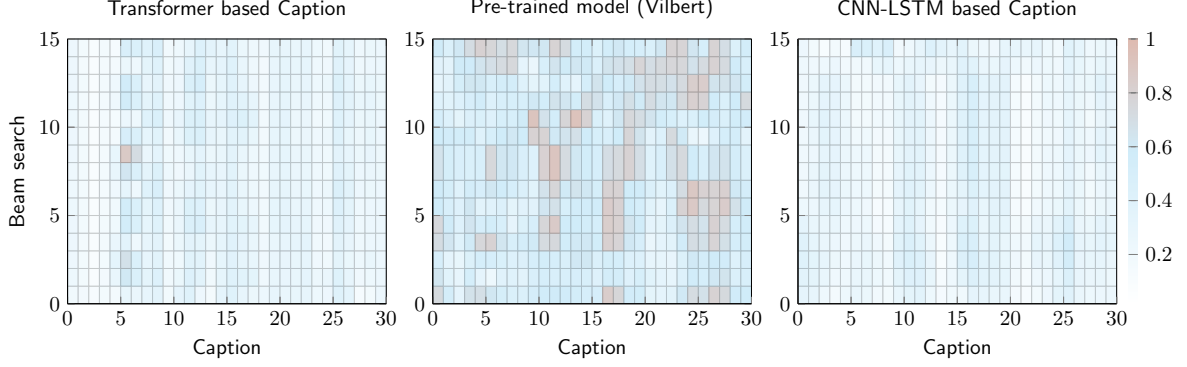


Figure 2: Visualization of the top-15 beam search after visual re-ranking. The color $\square \leq 0$, $\square \leq 0.4$ and $\square \leq 0.8$ represents the degree of change in probability after visual re-ranking, respectively. Also, we can observe that a less diverse beam negatively impacted the score, as in the case of Transformer and show and tell baselines.

BERT_{base} on the training dataset, (textual information, 460k captions: 373k for training and 87k for validation) *i.e.* visual, caption, label [semantically related or not related]), with a binary classification cross-entropy loss function [0,1] where the target is the semantic similarity between the visual and the candidate caption, with a batch size of 16 for 2 epochs.

- **RoBERTa.** RoBERTa is an improved version of BERT, and since RoBERTa_{Large} is more robust, we rely on pre-trained Sentence RoBERTa-sts (Reimers and Gurevych, 2019)¹ as its yields a better cosine score.

Fusion Similarity Expert. Inspired by Product of Experts PoE (Hinton, 1999), we combined the two experts at word and sentence levels as a late fusion layer as shown in Figure 1. The PoE is computed as follows:

$$P(\mathbf{w}|\theta_1..\theta_n) = \arg \max_{\mathbf{w}} \frac{\prod_m p_m(\mathbf{w}|\theta_m)}{\sum_c \prod_m p_m(\mathbf{c}|\theta_m)} \quad (1)$$

where θ_m are the parameters of each model m , $p_m(\mathbf{w}|\theta_m)$ is the probability of \mathbf{w} under the model m , and c is the indexes of all possible vectors in the data space. Since this approach is interested in retrieving the most closely related caption with the highest probability after re-ranking, the normalization step is not needed:

$$\arg \max_{\mathbf{w}} \prod_m p_m(\mathbf{w}|\theta_m) \quad (2)$$

where, $p_m(\mathbf{w}|\theta_m)$ are the probabilities assigned by each expert to the candidate word \mathbf{w} .

¹<https://www.sbert.net>

4 Experiments

4.1 Datasets and Evaluation Metric

We evaluate the proposed approach on two different sized datasets. The idea is to evaluate our approach with (1) a shallow model CNN-LSTM (*i.e.* less data scenario), and on a system that is trained on a huge amount of data (*i.e.* Transformer).

Flicker 8K (Rashtchian et al., 2010): the dataset contains 8K images and each image has five human label annotated captions. We use this data to train the shallow model (6270 train/1730 test).

COCO (Lin et al., 2014): It contains around 120K images, and each image is annotated with five different human label captions. We use the most commonly used split as provided by (Karpathy and Fei-Fei, 2015), where 5k images are used for testing and 5k for validation, and the rest for model training for the Transformer baseline.

Visual Context Dataset: Since there are many public datasets for caption, they contain no textual visual information like objects in the image. We enrich the two datasets, as mentioned above, with textual visual context information. In particular, to automate visual context generation and dispense with the need for human labeling, we use Resnet (He et al., 2016) to extract top-k 3 visual context information for each image in the caption dataset.

5 Experiments

Evaluation Metric. We use the official COCO offline evaluation suite, producing several widely used caption quality metrics: BLEU (Papineni et al., 2002) METEOR (Banerjee and Lavie, 2005), ROUGE (Lin, 2004), CIDEr (Vedantam et al.,

Model	Voc	TTR	Uniq	WPC
Show and tell (Vinyals et al., 2015) ♠				
Tell _{BeamS}	304	0.79	10.4	12.7
Tell+VR _{RoBERTa}	310	0.82	9.42	13.5
ViLBERT (Lu et al., 2020) ♣				
Vi _{BeamS}	894	0.87	8.05	10.5
Vi+VR _{RoBERTa}	953	0.85	8.86	10.8
Transformer (Cornia et al., 2020) ♣				
Trans _{BeamS}	935	0.86	7.44	9.62
Trans+VR _{BERT}	936	0.86	7.48	8.68

Table 2: Measuring the lexical diversity of caption before and after re-ranking. Uniq and WPC columns indicate the average of unique/total words per caption, respectively. (The ♠ refers to the Flickr 1730 test set, and ♣ refers to the COCO Karpathy 5K test set).

2015) and BERTscore or (B-S) (Zhang et al., 2020).

5.1 Results and Analysis

We use visual semantic information to re-rank the candidate captions produced by out-of-the-box state-of-the-art caption generators. We extracted the top-20 beam search candidate captions from three different architectures (1) standard CNN+LSTM model (Vinyals et al., 2015), (2) A pre-trained language and vision model ViLBERT (Lu et al., 2020), fine-tuned on a total of 12 different vision and language datasets such as caption image retrieval, and (3) a specialized caption-based Transformer (Cornia et al., 2020).

Experiments applying different rerankers to each base system are shown in Table 1. The tested rerankers are: (1) VR_{BERT+GloVe}, which uses BERT and GloVe similarity between the candidate caption and the visual context (top- k V1 and V2 during the inference) to obtain the reranked score. (2) VR_{RoBERTa+GloVe}, which carries out the same procedure using similarity produced by SROBERTa.

Our re-ranker produced mixed results as the model struggles when the beam search is less diverse. The model is therefore not able to select the most closely related caption to its environmental context as shown in Figure 2, which is a visualization of the final visual beam re-ranking.

Evaluation of Lexical Diversity. As shown in Table 2, we evaluate the model from a lexical diversity perspective. We can conclude that we have (1) more vocabulary, and (2) the Unique word per caption is also improved, even with a lower Type-Token Ratio (TTR (Brown, 2005)²).

²TTR is the number of unique words or types divided by

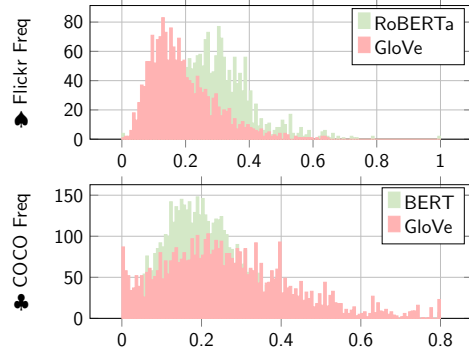


Figure 3: (♠ **Top**) 1k random sample from Flickr test set with shown and tell model. Each Expert is contributing different probability confidence and therefore the model is learning the semantic relation in word level and sentence level. (♣ **Bottom**) 5k random sample from COCO caption with Transformer based caption model. The GloVe score is dominating the distribution to become the expert.

Model	B-4	M	R	C	B-S
Transformer based caption generator (Cornia et al., 2020)					
Trans _{BeamS}	0.374	0.278	0.569	1.153	0.9399
+VR _{RoBERT-GloVe}	0.370	0.277	0.567	1.145	0.9395
+VR _{BERT-GloVe}	0.371	0.278	0.567	1.149	0.9398
+VR _{RoBERT-BERT}	0.369	0.278	0.567	1.144	0.9395
+VR_V1 _{GloVe}	0.371	0.278	0.568	1.148	0.9398
+VR_V2 _{GloVe}	0.371	0.278	0.568	1.149	0.9398

Table 3: Ablation study using different model compared to GloVe alone visual re-ranker on the Transformer baseline. ♣ Bottom Figure 3 shows that BERT is not contributing, as GloVe, to the final score for two reasons: (1) short caption, and (2) less diverse beam.

Ablation Study. We performed an ablation study to investigate the effectiveness of each model. As to the proposed architecture, each expert tried to learn different representations in a word and sentence manner. In this experiment, we trained each model separately, as shown in Table 3. The GloVe performed better as a stand-alone than the combined model (and thus, the combined model breaks the accuracy). To investigate this even further we visualized each expert before the fusion layers as shown in Figure 3. **Limitation.** In contrast to CNN-LSTM top Figure 3, where each expert is contributing to the final decisions, we observed that having a shorter caption (with less context) can influence the BERT similarity score negatively. Therefore, the word level *i.e.* GloVe dominates as the main expert.

the total number of tokens in a text fragment.

Conclusion

In this work, we have introduced an approach that overcomes the limitation of beam search and avoids re-training for better accuracy. We proposed a combined word and sentence visual beam search re-ranker. However, we discovered that word and sentence similarity disagree with each other, when the beam search is less diverse.

References

- Martín Abadi, Paul Barham, Jianmin Chen, Zhifeng Chen, Andy Davis, Jeffrey Dean, Matthieu Devin, Sanjay Ghemawat, Geoffrey Irving, Michael Isard, et al. 2016. Tensorflow: A system for large-scale machine learning. In *12th {USENIX} symposium on operating systems design and implementation ({OSDI} 16)*, pages 265–283.
- Peter Anderson, Xiaodong He, Chris Buehler, Damien Teney, Mark Johnson, Stephen Gould, and Lei Zhang. 2018. Bottom-up and top-down attention for image captioning and visual question answering. In *Proceedings of the IEEE conference on computer vision and pattern recognition*.
- Isabelle Augenstein, Mrinal Das, Sebastian Riedel, Lakshmi Vikraman, and Andrew McCallum. 2017. Semeval 2017 task 10: Scienceie-extracting keyphrases and relations from scientific publications. *arXiv preprint arXiv:1704.02853*.
- Satanjeev Banerjee and Alon Lavie. 2005. Meteor: An automatic metric for mt evaluation with improved correlation with human judgments. In *Proceedings of the acl workshop on intrinsic and extrinsic evaluation measures for machine translation and/or summarization*, pages 65–72.
- Keith Brown. 2005. *Encyclopedia of language and linguistics*, volume 1. Elsevier.
- Daniel Cer, Mona Diab, Eneko Agirre, Inigo Lopez-Gazpio, and Lucia Specia. 2017. Semeval-2017 task 1: Semantic textual similarity-multilingual and cross-lingual focused evaluation. *arXiv preprint arXiv:1708.00055*.
- Marcella Cornia, Lorenzo Baraldi, and Rita Cucchiara. 2019. Show, control and tell: A framework for generating controllable and grounded captions. In *Proceedings of the IEEE/CVF Conference on Computer Vision and Pattern Recognition*, pages 8307–8316.
- Marcella Cornia, Matteo Stefanini, Lorenzo Baraldi, and Rita Cucchiara. 2020. Meshed-memory transformer for image captioning. In *Proceedings of the IEEE/CVF Conference on Computer Vision and Pattern Recognition*, pages 10578–10587.
- Jacob Devlin, Ming-Wei Chang, Kenton Lee, and Kristina Toutanova. 2019. Bert: Pre-training of deep bidirectional transformers for language understanding. In *NAACL-HLT (1)*.
- Hao Fang, Saurabh Gupta, Forrest Iandola, Rupesh K Srivastava, Li Deng, Piotr Dollár, Jianfeng Gao, Xiaodong He, Margaret Mitchell, John C Platt, et al. 2015. From captions to visual concepts and back. In *Proceedings of the IEEE conference on computer vision and pattern recognition*, pages 1473–1482.
- Kaiming He, Xiangyu Zhang, Shaoqing Ren, and Jian Sun. 2016. Deep residual learning for image recognition. In *Proceedings of the IEEE conference on computer vision and pattern recognition*.
- Geoffrey E Hinton. 1999. Products of experts.
- Lun Huang, Wenmin Wang, Jie Chen, and Xiao-Yong Wei. 2019. Attention on attention for image captioning. In *Proceedings of the IEEE/CVF International Conference on Computer Vision*, pages 4634–4643.
- Andrej Karpathy and Li Fei-Fei. 2015. Deep visual-semantic alignments for generating image descriptions. In *Proceedings of the IEEE conference on computer vision and pattern recognition*, pages 3128–3137.
- Chin-Yew Lin. 2004. Rouge: A package for automatic evaluation of summaries. In *Text summarization branches out*, pages 74–81.
- Tsung-Yi Lin, Michael Maire, Serge Belongie, James Hays, Pietro Perona, Deva Ramanan, Piotr Dollár, and C Lawrence Zitnick. 2014. Microsoft coco: Common objects in context. In *European conference on computer vision*. Springer.
- Jiasen Lu, Vedanuj Goswami, Marcus Rohrbach, Devi Parikh, and Stefan Lee. 2020. 12-in-1: Multi-task vision and language representation learning. In *Proceedings of the IEEE/CVF Conference on Computer Vision and Pattern Recognition*, pages 10437–10446.
- Ruotian Luo, Brian Price, Scott Cohen, and Gregory Shakhnarovich. 2018. Discriminability objective for training descriptive captions. In *Proceedings of the IEEE Conference on Computer Vision and Pattern Recognition*, pages 6964–6974.
- Rui Meng, Sanqiang Zhao, Shuguang Han, Daqing He, Peter Brusilovsky, and Yu Chi. 2017. Deep keyphrase generation. *arXiv preprint arXiv:1704.06879*.
- Myle Ott, Sergey Edunov, Alexei Baevski, Angela Fan, Sam Gross, Nathan Ng, David Grangier, and Michael Auli. 2019. fairseq: A fast, extensible toolkit for sequence modeling. In *Proceedings of NAACL-HLT 2019: Demonstrations*.
- Kishore Papineni, Salim Roukos, Todd Ward, and Wei-Jing Zhu. 2002. Bleu: a method for automatic evaluation of machine translation. In *Proceedings of the 40th annual meeting of the Association for Computational Linguistics*, pages 311–318.

Adam Paszke, Sam Gross, Francisco Massa, Adam Lerer, James Bradbury, Gregory Chanan, Trevor Killeen, Zeming Lin, Natalia Gimelshein, Luca Antiga, et al. 2019. Pytorch: An imperative style, high-performance deep learning library. *arXiv preprint arXiv:1912.01703*.

Nicole Peinelt, Dong Nguyen, and Maria Liakata. 2020. tbert: Topic models and bert joining forces for semantic similarity detection. In *Proceedings of the 58th Annual Meeting of the Association for Computational Linguistics*, pages 7047–7055.

Cyrus Rashtchian, Peter Young, Micah Hodosh, and Julia Hockenmaier. 2010. Collecting image annotations using amazon’s mechanical turk. In *Proceedings of the NAACL HLT 2010 workshop on creating speech and language data with Amazon’s Mechanical Turk*, pages 139–147.

Nils Reimers and Iryna Gurevych. 2019. Sentencebert: Sentence embeddings using siamese bert-networks. *arXiv preprint arXiv:1908.10084*.

Ramakrishna Vedantam, C Lawrence Zitnick, and Devi Parikh. 2015. Cider: Consensus-based image description evaluation. In *Proceedings of the IEEE conference on computer vision and pattern recognition*, pages 4566–4575.

Oriol Vinyals, Alexander Toshev, Samy Bengio, and Dumitru Erhan. 2015. Show and tell: A neural image caption generator. In *Proceedings of the IEEE conference on computer vision and pattern recognition*, pages 3156–3164.

Josiah Wang, Pranava Madhyastha, and Lucia Specia. 2018. Object counts! bringing explicit detections back into image captioning. *arXiv preprint arXiv:1805.00314*.

Qingzhong Wang and Antoni B Chan. 2019. Describing like humans: on diversity in image captioning. In *Proceedings of the IEEE/CVF Conference on Computer Vision and Pattern Recognition*, pages 4195–4203.

Peter Young, Alice Lai, Micah Hodosh, and Julia Hockenmaier. 2014. From image descriptions to visual denotations: New similarity metrics for semantic inference over event descriptions. *TACL*.

Tianyi Zhang, Varsha Kishore*, Felix Wu*, Kilian Q. Weinberger, and Yoav Artzi. 2020. *Bertscore: Evaluating text generation with bert*. In *International Conference on Learning Representations*.

A Hyperparameters and Setting

All training and the beam search are implemented in fairseq (Ott et al., 2019) and trained with PyTorch 1.7.1 (Paszke et al., 2019).

Visual Re-ranker. The only model we tuned is the BERT_{base} model. We fine-tuned it on the training

dataset using the original BERT implementation, Tensorflow version 1.15 with Cuda 8 (Abadi et al., 2016). The textual dataset contains around 460k captions: 373k for training and 87k for validation *i.e.* visual, caption, label [semantically related or not related]). We use batch size 16 for three epochs with a learning rate $2e-5$ and we kept the rest of hyperparameters settings as the original implementation. Note that we keep the GloVe as a static model as the model is trained on 840 billion tokens.

Show-and-Tell (Vinyals et al., 2015). We train this shallow model from scratch on the 8K flicker dataset (6270 train/1730 test) (hardware: GPU GTX 1070Ti and 32 RAM and 8-cores i7 CPU).

Caption Transformer (Cornia et al., 2020)³. We train the transformer from scratch with the Bottom-Up features (Anderson et al., 2018). However, unlike the original implementation by the authors, we use a full 12-layer transformer. We follow the same hyperparameters as the original implementation. The model is trained with PyTorch 1.7.1 on a single K-80 GPU.

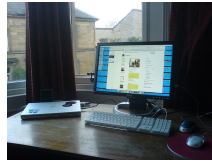
VilBERT (Lu et al., 2020). Since VilBERT is trained on 12 datasets, we use it as an out-of-the-box model.

B Examples of Re-ranked Captions

Best Beam. In Figure 4 we show examples of the proposed re-ranker and comparison results with the best baseline beam search (BL_{BeamS}). The model struggled to unify the information from different modalities, and therefore the word-level expert has a stronger influence on the final score. In addition, the visual classifier also faces difficulties with complex background images. This could be resolved in future work, by employing multiple classifiers (each with multiple labels) and then using a voting technique to filter out the most probable object in the image.

Greedy. We also experiment with $k-1$ greedy output (BL_{Greedy}) as shown in Figure 5, our model suffers from the same limitation.

³<https://github.com/aimagelab/meshed-memory-transformer>



Visual: monitor

BL_{BeamS}: a computer monitor sitting on a desk with a keyboard
VR_{BERT+GloVe}: a desk with a computer monitor and a keyboard ✗
Human: a computer that is on a wooden desk



Visual: ant ✗

BL_{BeamS}: a group of birds walking in the water ✓
VR_{BERT+GloVe}: a group of birds walking in the water ✓
Human: a group of small birds walking on top of a beach



Visual: necklace

BL_{BeamS}: a woman wearing a white dress holding a pair of scissors
VR_{BERT+GloVe}: a woman with a pair of scissors on
Human: a silver colored necklace with a pair of mini scissors on it



Visual: food

BL_{BeamS}: a plate of food on a table
VR_{BERT+GloVe}: a plate of food and a drink on a table
Human: a white plate with some food on it



Visual: apple

BL_{BeamS}: a cat is eating an apple
VR_{BERT+GloVe}: a close up of a cat eating an apple
Human: a gray cat eating a treat from a humans hand



Visual: chainlink fence ✗

Vil_{BeamS}: a black and white photo of train tracks
VR_{BERT+GloVe}: a black and white photo of a train on the tracks
Human: a long train sitting on a railroad track



Visual: cardigan ✗

BL_{BeamS}: a cat sitting on the floor next to a closet
VR_{BERT+GloVe}: a cat and a dog in a room
Human: a cat and a dog on the floor in a room



Visual: bassinet

BL_{BeamS}: a baby sitting in front of a cake
VR_{BERT+GloVe}: a baby sitting in front of a birthday cake
Human: a woman standing over a sheet cake sitting on top of table



Visual: cowboy hat ✗

BL_{Greedy}: a cat is eating a dish on the floor
VR_{BERT+GloVe}: a black and white cat sitting in a bowl ✗
Human: a cat on a wooden surface is looking at a wooden



Visual: pizza

BL_{Greedy}: a pizza with cheese on a plate
VR_{BERT+GloVe}: a pizza sitting on top of a white plate
Human: a small pizza being served on a white plate



Visual: dishwasher

BL_{Greedy}: a man standing in a kitchen with a laptop
VR_{BERT+GloVe}: a man standing in a kitchen preparing food
Human: a man with some drink in hand stands in front of counter



Visual: lab coat ✗

BL_{Greedy}: a man standing in a kitchen holding a glass of wine
VR_{BERT+GloVe}: a man standing in a kitchen holding a wine glass
Human: a man standing in a kitchen holding a glass full of alcohol



Visual: indian elephant

BL_{Greedy}: a group of elephants under a shelter in a field
VR_{BERT+GloVe}: a group of elephants under a hut
Human: a young man riding a skateboard down a yellow hand rail



Visual: chain ✗

Vil_{Greedy}: a group of women sitting on a bench eating
VR_{BERT+GloVe}: a group of women eating hot dogs
Human: three people are pictured while they are eating



trolleybus

BL_{Greedy}: a green bus parked in front of a building
VR_{BERT+GloVe}: a green double decker bus parked in front of a building ✗
Human: a passenger bus that is parked in front of a library



Visual: racket

BL_{Greedy}: a woman hitting a tennis ball on a tennis court
VR_{BERT+GloVe}: a woman holding a tennis ball on a tennis court ✗
Human: a large crowd of people are watching a lady play tennis

Figure 4: Examples of the re-ranked captions by our visual re-ranker (VR) and the original caption (**Beam Search**) by the baseline (BL).

Figure 5: Examples of the re-ranked captions by our visual re-ranker (VR) and the original caption (**greedy**) by the baseline (BL).