

Learning Variational Models with Unrolling and Bilevel Optimization*

Christoph Brauer[†], Niklas Breustedt[‡], Timo de Wolff[‡], and Dirk A. Lorenz[‡]

Abstract. In this paper we consider the problem learning of variational models in the context of supervised learning via risk minimization. Our goal is to provide a deeper understanding of the two approaches of learning of variational models via bilevel optimization and via algorithm unrolling. The former considers the variational model as a lower level optimization problem below the risk minimization problem, while the latter replaces the lower level optimization problem by an algorithm that solves said problem approximately. Both approaches are used in practice, but, unrolling is much simpler from a computational point of view. To analyze and compare the two approaches, we consider a simple toy model, and compute all risks and the respective estimators explicitly. We show that unrolling can be better than the bilevel optimization approach, but also that the performance of unrolling can depend significantly on further parameters, sometimes in unexpected ways: While the stepsize of the unrolled algorithm matters a lot, the number of unrolled iterations only matters if the number is even or odd, and these two cases are notably different.

Key words. Algorithm unrolling, bilevel optimization, supervised learning, risk minimization

AMS subject classifications. 68T07, 68T05

1. Introduction. In image and signal processing and beyond, quantities of interest are often reconstructed from potentially noisy observations by means of suitably parameterized energy minimization problems [11, 32, 33, 41, 48]. An unknown ground truth \mathbf{y} is then approximately recovered in terms of an optimization problem

$$(1.1) \quad \hat{\mathbf{y}} \in \operatorname{argmin}_{\mathbf{z}} f(\mathbf{z}, \mathbf{x}, \mathbf{w})$$

where the energy f to be minimized depends on an observation \mathbf{x} and parameters \mathbf{w} . While purely knowledge-driven approaches, for example based on sparsity assumptions [22, 31], rely on the assumption that a suitable energy function and associated parameters are a priori known or can be hand-crafted from domain knowledge, data aided approaches [3, 5, 43] are commonly used in the opposite case where choosing an appropriate energy is not obvious and thus, the parameters \mathbf{w} or parts of them shall be learned from data. In this work, we analyze the method of unrolling [16, 40] for the learning of variational models [46, 50]. Here, the minimization problem (1.1) has the specific form

$$(1.2) \quad \hat{\mathbf{y}} \in \operatorname{argmin}_{\mathbf{z}} \mathcal{S}(\mathbf{z}, \mathbf{x}) + \mathcal{R}(\mathbf{z}, \mathbf{w})$$

* **Funding:** This work was funded by the Federal Ministry of Education and Research (BMBF) under grant number 05M2020 (project MaGriDo)

[†]Institute of Analysis and Algebra, Technical University of Braunschweig, Braunschweig, Germany
Institute of Composite Structures and Adaptive Systems, German Aerospace Center, Stade, Germany
(ch.brauer@tu-braunschweig.de).

[‡]Institute of Analysis and Algebra, Technical University of Braunschweig, Braunschweig, Germany
(n.breustedt@tu-braunschweig.de, d.lorenz@tu-braunschweig.de, t.de-wolff@tu-braunschweig.de).

with a similarity measure \mathcal{S} and a regularizer \mathcal{R} . Moreover, we are given empirical data $(\mathbf{x}_i, \mathbf{y}_i)$ for $i = 1, \dots, m$ where each tuple includes an observation \mathbf{x}_i as well as the associated ground truth \mathbf{y}_i . Therefore, one aims to learn optimal parameters \mathbf{w} by minimizing the empirical risk: For a loss function ℓ , this amounts to solving the bilevel problem

$$(1.3) \quad \min_{\mathbf{w}} \frac{1}{m} \sum_{i=1}^m \ell(\hat{\mathbf{y}}_i, \mathbf{y}_i) \quad \text{s.t.} \quad \hat{\mathbf{y}}_i \in \underset{\mathbf{z}}{\operatorname{argmin}} \mathcal{S}(\mathbf{z}, \mathbf{x}_i) + \mathcal{R}(\mathbf{z}, \mathbf{w}) .$$

By learning parts of variational objectives, patterns in the data can be captured that elude human perception and thus hand designed and purely knowledge-driven objectives in classical approaches.

1.1. Algorithm unrolling. Bilevel problems [6, 12, 19, 23, 47] like (1.3) are notoriously hard to solve. To apply gradient descent, the solution operator of the lower-level problem (1.2) needs to be differentiated with respect to the parameters \mathbf{w} . Given that the objective of the lower-level problem is differentiable and attains a unique minimum, gradients can be computed by implicit differentiation [25]. However, non-smooth objectives and such with potentially multi-valued solution operators are commonly used in image and signal-processing. The technique of *unrolling* (see [40] for a recent survey and [16] for a broader context) circumvents the need to differentiate the solution operator. Here, one considers an iterative algorithm which is able to solve the lower level problem and replaces the optimal solution $\hat{\mathbf{y}}_i$ of the lower level problem by the N -th iterate of this algorithm. If we denote this iterate by $A_N(\mathbf{x}_i, \mathbf{w})$, learning by unrolling the lower level problem amounts to solving the surrogate problem

$$(1.4) \quad \min_{\mathbf{w}} \frac{1}{m} \sum_{i=1}^m \ell(A_N(\mathbf{x}_i, \mathbf{w}), \mathbf{y}_i) .$$

The same algorithmic scheme $A_N(\cdot, \mathbf{w}^*)$ with learned parameters \mathbf{w}^* is subsequently utilized to make predictions on unseen data.

1.1.1. Comparison with neural networks. Generally speaking, both (1.3) and (1.4) are supervised learning [28] problems since the actual goal is to learn a mapping from the space of observations to the space of ground truths based on a collection of input-output pairs. Artificial neural networks [26, 35] constitute a different and recently very popular class of parameterized models that are frequently used in the context of supervised learning problems. However, apart from all advantages that come along with neural networks and deep learning, some shortcomings still exist which may be more or less obstructive depending on the application at hand. First, neural network models and predictions are usually not interpretable without additional effort [45]. In contrast, energy minimization problems are naturally interpretable in terms of the used objective function. Second, the ability of neural networks to generalize to unseen data relies heavily on the availability of sufficient training data. Despite the potential use of regularization, training neural networks on small datasets is prone to overfitting [24]. Conversely, domain knowledge and priors can be incorporated in energy minimization problems by means of tailored objective function terms. As a consequence, energy minimization problems can generalize well also in small data regimes. Finally, energy functions usually feature considerably fewer parameters than artificial neural networks.

1.1.2. Comparison with bilevel learning. The unrolling of iterative algorithms can be motivated by the difficulty to solve some bilevel problems directly with gradient descent. Beyond that and in contrast to bilevel learning, unrolling offers a holistic view on training and inference as the same algorithmic scheme is utilized at both stages. Compared to classical model based and also bilevel approaches where iterative algorithms often require large numbers of iterations to succeed, unrolling can provide better convergence rates as model parameters are implicitly trained with regard to algorithmic efficiency.

1.1.3. Application to variational models. A wide range of unrolling approaches with different applicational backgrounds have been derived based on variational models. In addition to the area of application that often motivates the concrete terms \mathcal{R} and \mathcal{S} used in (1.2), approaches can be distinguished in terms of further characteristics, for example, the unrolled algorithmic procedure A , associated algorithmic parameters like step sizes and extrapolation factors, the number of unrolled iterations N , and finally, those parts of the objective which are parameterized and shall be learned. In the seminal work [27], the authors propose the learned iterative soft thresholding algorithm (LISTA) which is an unrolling of the ISTA algorithm from [7] and also Coordinate Descent [36] to learn dictionaries for sparse coding [42]. In [14], the Chambolle-Pock algorithm [15] is unrolled to learn an analysis operator and appropriate primal-dual step sizes for speech dequantization, and it is shown that the resulting learned variational model outperforms the purely knowledge-driven variant introduced in [13]. A different approach is pursued in [1] where the same algorithm is unrolled with trainable proximal operators in the context of tomographic reconstruction. In [2], a similar approach is investigated that uses the Wasserstein loss [21] instead of the common ℓ_2 -loss. The authors of [8] develop a network architecture for image restoration that is obtained by unrolling a proximal interior point algorithm [10] and learning associated barrier parameter, step size and penalization weight. Beyond the above-mentioned, there are numerous other recent works that consider or use the unrolling of variational models. As a complete list goes beyond the scope of this paper, we refer to the survey papers [40] and [16].

1.1.4. Theoretical background. If we focus exclusively on the attainable reconstruction error, fundamental questions arise, that concern the expressivity of bilevel learning and unrolling as well as the suitability of both paradigms in view of specific applications and data distributions. In the case of unrolling, additional degrees of freedom, especially the utilized algorithm, algorithmic parameters, and the number of unrolled iterations, need to be taken into account.

Regarding the number of unrolled iterations, it has been observed previously in [14] that the yielded reconstruction error is rather insensitive with respect to the number of unrolled iterations. The paper [49] investigates learned step-sizes in the case of gradient descent. It is shown that learned step-sizes can come close to the theoretically optimal step-sizes. The paper [17] analyzes LISTA and provides insight about how the weights in different layers should be coupled to guarantee convergence of the method. In a follow up [37] the authors show that one can obtain a similar performance with analytic weights in contrast to learned weights for LISTA. The paper [38] analyzes an unrolled proximal method and show that the proposed method can indeed be trained to obtain critical points of the true loss. The paper [39] applies unrolling to the problem of dictionary learning and particularly concludes

that too many unrolled iterations lead to numerical instabilities while a few iterations lead to high performance. In particular, the authors observed that the calculation of gradients can become unstable and that a truncated backpropagation improves this behavior.

1.2. Notation. For a vector $\mathbf{a} \in \mathbb{R}^n$ we denote by $\text{diag}(\mathbf{a})$ the $n \times n$ diagonal matrix with \mathbf{a} on the diagonal. For symmetric matrices \mathbf{S}, \mathbf{T} we write $\mathbf{T} \succcurlyeq \mathbf{S}$ if $\mathbf{T} - \mathbf{S}$ is positive semi-definite and $\mathbf{T} \succ \mathbf{S}$ if $\mathbf{T} - \mathbf{S}$ is positive definite. By $\|\mathbf{x}\|_2$ for some $\mathbf{x} \in \mathbb{R}^n$ we denote the 2-norm, and for a matrix $\mathbf{T} \in \mathbb{R}^{n \times n}$ we denote by $\|\mathbf{T}\|_F$ the Frobenius norm which is induced by the standard matrix inner product, namely $\langle \mathbf{T}, \mathbf{S} \rangle = \text{trace}(\mathbf{T}^\top \mathbf{S})$. Moreover, we denote by $\text{Eig}(\mathbf{T}, \lambda) = \{\mathbf{y} \in \mathbb{R}^n \mid \mathbf{T}\mathbf{y} = \lambda\mathbf{y}\}$ the eigenspace of \mathbf{T} for the eigenvalue λ .

1.3. Contribution. We investigate a toy model for learning variational models by bilevel optimization and unrolling of gradient descent. To do so, we first investigate the expressivity of the bilevel and the unrolling approach. This allows us to calculate best risks and the corresponding estimators for each approach exactly and thus a comparison of the two approaches.

Even though the toy model is indeed quite simple, we can explain some phenomena that have been observed in practice before:

- Unrolling can perform quite differently if an even or an odd number of iterations is considered, but the number of unrolled iterations (either even or odd) plays a minor role (see, e.g. [14] for an example of the latter aspect).
- Optimal bilevel estimators may not exist in situations where optimal unrolling estimators exist.
- The stepsize of the unrolled algorithm does influence the respective risk considerably. As a consequence, learning the stepsize as well is expected to be beneficial.

1.4. Organization. The remainder of this paper is structured as follows. In [Section 2](#) we introduce the framework for our theoretical investigations including a specific energy function and two data models. For the considered energy function we derive explicit formulas for the exact minimizer and for the N -th iterate of unrolled gradient descent. Based on that, we further derive specific risk functions to be minimized depending on both the utilized data model and whether exact bilevel optimization or unrolling shall be applied. In [Section 3](#) we address the expressivity of exact bilevel optimization and unrolling, i.e., we derive sets of admissible estimators for both cases. Subsequently, we deduce best estimators and associated minimal risks in [Section 4](#). A visualization and a further discussion of the previous results is given in [Section 5](#). In [Section 6](#) we conclude the paper.

2. Model. We introduce our toy model and use the standard setup for supervised learning. We assume that paired data (\mathbf{x}, \mathbf{y}) consisting of objects \mathbf{x} and labels \mathbf{y} is given following some distribution (which we describe below in [Subsection 2.2](#)). The goal is to predict \mathbf{y} from \mathbf{x} , i.e. we want to find a map f which maps an object \mathbf{x} to its prediction $\hat{\mathbf{y}} := f(\mathbf{x})$ (see [20, Section 1.2]). Our learning model consists of the lower-level problem, the upper level problem and the model for the data, see (1.3). In this paper we do not treat the problem of empirical risk, but

the minimization of the true risk, i.e. we do not minimize

$$\frac{1}{m} \sum_{i=1}^m \ell(\hat{\mathbf{y}}_i, \mathbf{y}_i)$$

but the true risk

$$\mathbb{E}_{(\mathbf{x}, \mathbf{y})} \ell(\hat{\mathbf{y}}, \mathbf{y}),$$

where the expectation is taken with respect to the distribution of the data (\mathbf{x}, \mathbf{y}) .

2.1. Lower-level problem. Our lower level problem is a very simple variational denoising model: For data $\mathbf{x} \in \mathbb{R}^n$ we produce denoised data by solving

$$(2.1) \quad \hat{\mathbf{y}} = \underset{\mathbf{z}}{\operatorname{argmin}} \frac{1}{2} \|\mathbf{z} - \mathbf{x}\|_2^2 + \frac{1}{2} \|\mathbf{R}\mathbf{z}\|_2^2$$

where the parameters of the model are the coefficients of the matrix $\mathbf{R} \in \mathbb{R}^{k \times n}$. A calculation of the optimality condition shows that the unique minimizer is given by

$$(2.2) \quad \hat{\mathbf{y}} = (\mathbf{I} + \mathbf{R}^\top \mathbf{R})^{-1} \mathbf{x}.$$

As a minimization algorithm for this lower-level problem we consider simple gradient descent with constant stepsize $\omega > 0$. If we initialize the gradient descent with $\mathbf{z}^0 = \mathbf{0}$ and define $\mathbf{M} := \mathbf{I} - \omega(\mathbf{I} + \mathbf{R}^\top \mathbf{R})$, then we get as N -th iterate

$$\mathbf{z}^N = \mathbf{M}^N \mathbf{z}^0 + \omega \sum_{j=0}^{N-1} \mathbf{M}^j \mathbf{x} = \omega \sum_{j=0}^{N-1} (\mathbf{I} - \omega(\mathbf{I} + \mathbf{R}^\top \mathbf{R}))^j \mathbf{x}$$

and further, using the geometric sum $\sum_{j=0}^{N-1} \mathbf{A}^j = (\mathbf{I} - \mathbf{A})^{-1}(\mathbf{I} - \mathbf{A}^N)$, we obtain

$$(2.3) \quad \mathbf{z}^N = (\mathbf{I} + \mathbf{R}^\top \mathbf{R})^{-1} (\mathbf{I} - (\mathbf{I} - \omega(\mathbf{I} + \mathbf{R}^\top \mathbf{R}))^N) \mathbf{x}.$$

2.2. The data model. Our data model assumes that the given data (\mathbf{x}, \mathbf{y}) consists of noisy data \mathbf{x} which has been contaminated with additive noise, i.e. we assume that

$$\mathbf{x} = \mathbf{y} + \boldsymbol{\varepsilon}$$

with noise $\boldsymbol{\varepsilon} \in \mathbb{R}^n$ and clean data $\mathbf{y} \in \mathbb{R}^n$. For simplicity we always assume that the components ε_j of noise are i.i.d. $\varepsilon_j \sim \mathcal{N}$ where \mathcal{N} is the normal distribution with mean zero and variance σ^2 .

For the data \mathbf{y} we assume two different cases:

1. **Random constant vectors:** We assume that $\mathbf{y} = \lambda \mathbf{1}$ where $\lambda \in \mathbb{R}$ is distributed according to a distribution \mathcal{D} , with expectation $\mathbb{E}(\lambda) = \mu$ and variance $\operatorname{Var}(\lambda) = \theta^2$ for some $\mu, \theta \in \mathbb{R}$.
2. **Random i.i.d. vectors:** We assume that all components y_j , $j = 1, \dots, n$ are independent and identically distributed according to a distribution \mathcal{D} with expectation $\mathbb{E}(y_j) = \mu$ and variance $\operatorname{Var}(y_j) = \theta^2$ for some $\mu, \theta \in \mathbb{R}$.

Our full data models have the following set of parameters:

- n : Ambient dimension.
- σ^2 : Variance of the noise.
- θ^2 : Variance of the signal.
- μ : Expected value of the signal.

2.3. Upper level problem. The objective in the upper level problem is simply the true risk for the loss

$$\ell(\hat{\mathbf{y}}, \mathbf{y}) = \frac{1}{2} \|\hat{\mathbf{y}} - \mathbf{y}\|_2^2.$$

Together with our data model we get the objective

$$\mathbb{E}_{\substack{\boldsymbol{\varepsilon} \sim \mathcal{N} \\ \mathbf{y} \sim \mathcal{D}}} \frac{1}{2} \|\hat{\mathbf{y}} - \mathbf{y}\|_2^2.$$

To calculate this risk, we note that both the solution operator of the lower level problem from (2.2) and the map from (2.3) (which gives the N -th iterate of gradient descent for the lower level problem) are linear operators. More precisely, we have

$$\mathbf{T} = (\mathbf{I} + \mathbf{R}^\top \mathbf{R})^{-1} \in \mathbb{R}^{n \times n}$$

for the solution operator and

$$\mathbf{T} = (\mathbf{I} + \mathbf{R}^\top \mathbf{R})^{-1} (\mathbf{I} - (\mathbf{I} - \omega(\mathbf{I} + \mathbf{R}^\top \mathbf{R}))^N) \in \mathbb{R}^{n \times n}$$

for unrolling. In both cases, the estimation is $\hat{\mathbf{y}} = \mathbf{T}\mathbf{x} = \mathbf{T}(\mathbf{y} + \boldsymbol{\varepsilon})$ for some $\mathbf{T} \in \mathbb{R}^{n \times n}$ and hence, we aim to calculate

$$\mathcal{E}(\mathbf{T}) := \mathbb{E}_{\substack{\boldsymbol{\varepsilon} \sim \mathcal{N} \\ \mathbf{y} \sim \mathcal{D}}} \frac{1}{2} \|\mathbf{T}(\mathbf{y} + \boldsymbol{\varepsilon}) - \mathbf{y}\|_2^2.$$

Lemma 2.1 (True risk for additive, independent noise). *If \mathbf{y} and $\boldsymbol{\varepsilon}$ are independent and the noise has zero mean, it holds that*

$$\mathcal{E}(\mathbf{T}) = \mathbb{E}_{\mathbf{y}} \frac{1}{2} \|(\mathbf{T} - \mathbf{I})\mathbf{y}\|_2^2 + \mathbb{E}_{\boldsymbol{\varepsilon}} \frac{1}{2} \|\mathbf{T}\boldsymbol{\varepsilon}\|_2^2.$$

Proof. A calculation gives

$$\begin{aligned} \mathbb{E}_{\substack{\boldsymbol{\varepsilon} \sim \mathcal{N} \\ \mathbf{y} \sim \mathcal{D}}} \frac{1}{2} \|\mathbf{T}(\mathbf{y} + \boldsymbol{\varepsilon}) - \mathbf{y}\|_2^2 &= \mathbb{E}_{\substack{\boldsymbol{\varepsilon} \sim \mathcal{N} \\ \mathbf{y} \sim \mathcal{D}}} \left[\frac{1}{2} \|(\mathbf{T} - \mathbf{I})\mathbf{y}\|_2^2 + \langle (\mathbf{T} - \mathbf{I})\mathbf{y}, \mathbf{T}\boldsymbol{\varepsilon} \rangle + \frac{1}{2} \|\mathbf{T}\boldsymbol{\varepsilon}\|_2^2 \right] \\ &= \mathbb{E}_{\mathbf{y} \sim \mathcal{D}} \left[\frac{1}{2} \|(\mathbf{T} - \mathbf{I})\mathbf{y}\|_2^2 \right] + \left\langle \mathbb{E}_{\mathbf{y} \sim \mathcal{D}} (\mathbf{T} - \mathbf{I})\mathbf{y}, \mathbb{E}_{\boldsymbol{\varepsilon} \sim \mathcal{N}} \mathbf{T}\boldsymbol{\varepsilon} \right\rangle + \mathbb{E}_{\boldsymbol{\varepsilon} \sim \mathcal{N}} \frac{1}{2} \|\mathbf{T}\boldsymbol{\varepsilon}\|_2^2 \\ &= \mathbb{E}_{\mathbf{y} \sim \mathcal{D}} \left[\frac{1}{2} \|(\mathbf{T} - \mathbf{I})\mathbf{y}\|_2^2 \right] + \mathbb{E}_{\boldsymbol{\varepsilon} \sim \mathcal{N}} \frac{1}{2} \|\mathbf{T}\boldsymbol{\varepsilon}\|_2^2, \end{aligned}$$

since $\mathbb{E}_{\boldsymbol{\varepsilon} \sim \mathcal{N}} \boldsymbol{\varepsilon} = 0$. ■

We see that the objective decouples into two terms: The noise term $\mathbb{E}_{\boldsymbol{\varepsilon}} \frac{1}{2} \|\mathbf{T}\boldsymbol{\varepsilon}\|_2^2$ and the data term $\mathbb{E}_{\mathbf{y}} \frac{1}{2} \|(\mathbf{T} - \mathbf{I})\mathbf{y}\|_2^2$.

For the noise the following simple lemma shows that the expectation of $\|\mathbf{T}\boldsymbol{\varepsilon}\|_2^2$ can be expressed in terms of the Frobenius norm $\|\mathbf{T}\|_F^2$ of \mathbf{T} .

Lemma 2.2. *If the components of $\boldsymbol{\varepsilon}$ are i.i.d. with mean zero and variance σ^2 it holds that*

$$\mathbb{E}_{\boldsymbol{\varepsilon} \sim \mathcal{N}} \|\mathbf{T}\boldsymbol{\varepsilon}\|_2^2 = \sigma^2 \|\mathbf{T}\|_F^2.$$

Proof. We denote the rows of \mathbf{T} by $\mathbf{t}_1, \dots, \mathbf{t}_n$ and the entries of \mathbf{T} by t_{ij} and get

$$\begin{aligned} \mathbb{E}_{\boldsymbol{\varepsilon} \sim \mathcal{N}} \|\mathbf{T}\boldsymbol{\varepsilon}\|_2^2 &= \mathbb{E}_{\boldsymbol{\varepsilon} \sim \mathcal{N}} \sum_{i=1}^n \langle \mathbf{t}_i, \boldsymbol{\varepsilon} \rangle^2 = \sum_{i=1}^n \mathbb{E}_{\boldsymbol{\varepsilon} \sim \mathcal{N}} \langle \mathbf{t}_i, \boldsymbol{\varepsilon} \rangle^2 = \sum_{i=1}^n \mathbb{E}_{\boldsymbol{\varepsilon} \sim \mathcal{N}} \left[\sum_{j=1}^n t_{ij}^2 \varepsilon_j^2 + 2 \sum_{j \neq l} t_{ij} t_{il} \varepsilon_j \varepsilon_l \right] \\ &= \sum_{i=1}^n \sum_{j=1}^n t_{ij}^2 \mathbb{E}_{\boldsymbol{\varepsilon} \sim \mathcal{N}} \varepsilon_j^2 = \|\mathbf{T}\|_F^2 \sigma^2. \end{aligned} \quad \blacksquare$$

For the data term we get different results for random constant vectors and i.i.d. vectors:

Lemma 2.3. *For the data term we obtain the following results:*

(1) **Random constant vectors:** For $\mathbf{y} = \lambda \mathbf{1}$ with $\mathbb{E} \lambda = \mu$ and $\text{Var}(\lambda) = \theta^2$ it holds that

$$\mathbb{E}_{\mathbf{y}} \|(\mathbf{T} - \mathbf{I})\mathbf{y}\|_2^2 = (\mu^2 + \theta^2) \|(\mathbf{T} - \mathbf{I})\mathbf{1}\|_2^2.$$

(2) **Random i.i.d. vectors:** For \mathbf{y} with y_j i.i.d. with $\mathbb{E}(y_j) = \mu$ and $\text{Var}(y_j) = \theta^2$ it holds that

$$\mathbb{E}_{\mathbf{y}} \|(\mathbf{T} - \mathbf{I})\mathbf{y}\|_2^2 = \mu^2 \|(\mathbf{T} - \mathbf{I})\mathbf{1}\|_2^2 + \theta^2 \|\mathbf{T} - \mathbf{I}\|_F^2.$$

Proof. Both parts are straightforward calculations. For the first part we use $\mathbb{E}(\lambda^2) = \text{Var}(\lambda) + \mathbb{E}(\lambda)^2 = \theta^2 + \mu^2$ and obtain

$$\mathbb{E}_{\mathbf{y}} \|(\mathbf{T} - \mathbf{I})\mathbf{y}\|_2^2 = \mathbb{E}_{\lambda} \lambda^2 \|(\mathbf{T} - \mathbf{I})\mathbf{1}\|_2^2 = (\theta^2 + \mu^2) \|(\mathbf{T} - \mathbf{I})\mathbf{1}\|_2^2.$$

We show the second part. By independence of y_j we have for symmetric \mathbf{M} that

$$\begin{aligned} \mathbb{E}_{\mathbf{y}} \mathbf{y}^\top \mathbf{M} \mathbf{y} &= \mathbb{E}_{\mathbf{y}} \sum_{i,j} m_{ij} y_i y_j = \sum_{i \neq j} m_{ij} \mathbb{E}(y_i) \mathbb{E}(y_j) + \sum_i m_{ii} \mathbb{E}(y_i^2) \\ &= \mu^2 \sum_{i,j} m_{ij} + \theta^2 \text{trace}(\mathbf{M}). \end{aligned}$$

Hence, we get for $\mathbf{M} = (\mathbf{T} - \mathbf{I})^\top (\mathbf{T} - \mathbf{I})$

$$\begin{aligned} \mathbb{E}_{\mathbf{y}} \|(\mathbf{T} - \mathbf{I})\mathbf{y}\|_2^2 &= \mu^2 \sum_{i,j} ((\mathbf{T} - \mathbf{I})^\top (\mathbf{T} - \mathbf{I}))_{ij} + \theta^2 \text{trace}((\mathbf{T} - \mathbf{I})^\top (\mathbf{T} - \mathbf{I})) \\ &= \mu^2 \|(\mathbf{T} - \mathbf{I})\mathbf{1}\|_2^2 + \theta^2 \|\mathbf{T} - \mathbf{I}\|_F^2. \end{aligned} \quad \blacksquare$$

Combining the previous lemmata, we obtain the total risks for our two data models:

Corollary 2.4.

(1) **Random constant vectors:** For $\mathbf{y} = \lambda \mathbf{1}$ with $\mathbb{E} \lambda = \mu$ and $\text{Var}(\lambda) = \theta^2$ it holds that

$$\mathcal{E}_{\text{const.}}(\mathbf{T}) := \mathcal{E}(\mathbf{T}) = \frac{\mu^2 + \theta^2}{2} \|(\mathbf{T} - \mathbf{I})\mathbf{1}\|_2^2 + \frac{\sigma^2}{2} \|\mathbf{T}\|_F^2.$$

(2) **Random i.i.d. vectors:** For \mathbf{y} with y_j i.i.d. with $\mathbb{E}(y_j) = \mu$ and $\text{Var}(y_j) = \theta^2$ it holds that

$$\mathcal{E}_{\text{i.i.d.}}(\mathbf{T}) := \mathcal{E}(\mathbf{T}) = \frac{\mu^2}{2} \|(\mathbf{T} - \mathbf{I})\mathbf{1}\|_2^2 + \frac{\theta^2}{2} \|\mathbf{T} - \mathbf{I}\|_F^2 + \frac{\sigma^2}{2} \|\mathbf{T}\|_F^2.$$

Proof. For (1) combine Lemma 2.2 and Lemma 2.3 (1) and for (2) combine Lemma 2.2 with Lemma 2.3 (2). \blacksquare

3. Expressivity. In this section we analyze the expressivity of bilevel learning and unrolling for the lower level problem (2.1). Since the resulting maps are linear in both cases, we just aim to characterize the set of linear maps that can be obtained by one of the two approaches. We describe the set of bilevel estimators for the lower level problem (2.1) in Theorem 3.1 and the set of unrolling estimators for the same lower level problem in Theorem 3.2.

3.1. Expressivity of bilevel learning. As we have seen in Section 2 in (2.2), bilevel estimators are of the form

$$T = (I + R^\top R)^{-1}$$

with some $R \in \mathbb{R}^{k \times n}$. Hence, the set of $n \times n$ matrices which can be expressed in this way depends on k and we denote

$$\mathcal{A}_k := \{(I + R^\top R)^{-1} \mid R \in \mathbb{R}^{k \times n}\}.$$

This set can be characterized with the help of the singular value decomposition of R . The final result is:

Theorem 3.1. *The set of bilevel estimators for the lower level problem (2.1) with matrices $R \in \mathbb{R}^{k \times n}$ is*

$$\mathcal{A}_k = \{T \in \mathbb{R}^{n \times n} \mid \dim(\text{Eig}(T, 1)) \geq n - k, T^\top = T, 0 \prec T \preccurlyeq I\}.$$

Proof. Let $T = (I + R^\top R)^{-1} \in \mathcal{A}_k$. The matrix $I + R^\top R$ is symmetric and positive definite and hence, the same holds for T . As $R^\top R$ is positive semidefinite, there exist an orthonormal matrix $V \in \mathbb{R}^{n \times n}$ and a diagonal matrix $\Sigma = \text{diag}(\sigma_1, \dots, \sigma_n) \in \mathbb{R}^{n \times n}$ with $\sigma_1 \geq \dots \geq \sigma_k \geq 0$ and $\sigma_{k+1} = \dots = \sigma_n = 0$ such that $R^\top R = V \Sigma V^\top$. It follows that

$$\begin{aligned} T &= (I + R^\top R)^{-1} = (I + V \text{diag}(\sigma_1, \dots, \sigma_n) V^\top)^{-1} \\ &= (V(I + \text{diag}(\sigma_1, \dots, \sigma_n) V^\top)^{-1} = V \text{diag}\left(\frac{1}{1+\sigma}\right) V^\top. \end{aligned}$$

Therefore, we have $T \in \{T \in \mathbb{R}^{n \times n} \mid \dim(\text{Eig}(T, 1)) \geq n - k, T^\top = T, 0 \prec T \preccurlyeq I\}$.

Vice versa, if T fulfills $\dim(\text{Eig}(T, 1)) \geq n - k$, $T^\top = T$, and $0 \prec T \preccurlyeq I$ we can write $T = V \Theta V^\top$ with $\Theta = \text{diag}(\theta)$ and $0 < \theta_j \leq 1$. We define $\Sigma = \text{diag}(\sigma_1, \dots, \sigma_n)$ by setting $\sigma_j = \frac{1}{\theta_j} - 1$ and get that $T = (I + V \Sigma V^\top)^{-1}$. Hence, any $R = U \Sigma V^\top$ with some orthonormal U gives $T = (I + R^\top R)^{-1}$ as desired. ■

3.2. Expressivity of unrolling. In the unrolling case, we have seen in (2.3) that the estimators are of the form

$$U = (I + R^\top R)^{-1} (I - (I - \omega(I + R^\top R))^N)$$

and hence, the expressivity depends on the depth N that we unroll and also on the stepsize ω of the algorithm. The set of possible estimators is

$$\mathcal{B}_{N,k,\omega} := \left\{ (I + R^\top R)^{-1} (I - (I - \omega(I + R^\top R))^N) \mid R \in \mathbb{R}^{k \times n} \right\}.$$

An analysis similar to the previous section leads to the following result:

Theorem 3.2. *The set of unrolling estimators for the lower level problem (2.1) unrolled for N steps of gradient descent with stepsize $\omega > 0$ and matrices $\mathbf{R} \in \mathbb{R}^{k \times n}$ is as follows:*

1. N even:

$$\mathcal{B}_{N,k,\omega} = \left\{ \mathbf{U} \in \mathbb{R}^{n \times n} \mid \begin{array}{l} \mathbf{U} = \mathbf{U}^\top, \dim(\text{Eig}(\mathbf{U}, 1 - (1 - \omega)^N)) \geq n - k, \\ \mathbf{U} \preceq [1 - (1 - \omega)^N] \mathbf{I} \end{array} \right\}$$

2. N odd: There exists a constant $c_{N,\omega}$ which fulfills

$$\omega \left(\frac{1}{2} + \frac{1}{N+1} \right) \leq c_{N,\omega} \leq \omega \left(\frac{1}{2} + \frac{1}{N} \left(\frac{1 + \log(N)/2}{2 - \frac{\log(N)}{N}} \right) \right) \quad \text{if } ((N-1)\omega + 1)(1 - \omega)^{N-1} \geq 1,$$

$$c_{N,\omega} = 1 - (1 - \omega)^N \quad \text{else,}$$

such that

$$\mathcal{B}_{N,k,\omega} = \{ \mathbf{U} \in \mathbb{R}^{n \times n} \mid \mathbf{U} = \mathbf{U}^\top, \dim(\text{Eig}(\mathbf{U}, 1 - (1 - \omega)^N)) \geq n - k, c_{N,\omega} \mathbf{I} \preceq \mathbf{U} \}.$$

Proof. As in the proof of Theorem 3.1 we write $\mathbf{R}^\top \mathbf{R} = \mathbf{V}^\top \mathbf{\Sigma} \mathbf{V}$ with $\mathbf{\Sigma} = \text{diag}(\sigma_1, \dots, \sigma_n)$. We denote $\boldsymbol{\sigma} = (\sigma_1, \dots, \sigma_n)$ and abbreviate $\text{diag}(\boldsymbol{\sigma})$ for vectors $\boldsymbol{\sigma}$. Any $\mathbf{U} \in \mathcal{B}_{N,k,\omega}$ can be written as

$$\mathbf{U} = \mathbf{V}^\top \text{diag}(f_{N,\omega}(\boldsymbol{\sigma})) \mathbf{V} \quad \text{with} \quad f_{N,\omega}(\boldsymbol{\sigma}) = \frac{1 - (1 - \omega(1 + \sigma))^N}{1 + \sigma},$$

where we applied f componentwise to the vector $\boldsymbol{\sigma}$ with entries ordered decreasingly. More precisely we have (since the rank of \mathbf{R} is k) $\sigma_1 \geq \sigma_2 \geq \dots \geq \sigma_k \geq \sigma_{k+1} = \dots = \sigma_n = 0$. In other words, \mathbf{U} is a symmetric matrix which has $f_{N,\omega}(0)$ as eigenvalue with multiplicity at least $n - k$ and k further eigenvalues that are in the range of $f_{N,\omega} : [0, \infty[\rightarrow \mathbb{R}$.

Thus, we only need to analyze the range of $f_{N,\omega}$: If N is even and $\omega > 0$ is arbitrary, the function $f_{N,\omega}$ is strictly decreasing and unbounded from below with $f_{N,\omega}(0) = 1 - (1 - \omega)^N$. Hence, it holds that $f_{N,\omega} : [0, \infty[\rightarrow]-\infty, 1 - (1 - \omega)^N]$ is onto.

In the case of odd N the situation is more complicated: We still have $f_{N,\omega}(0) = 1 - (1 - \omega)^N$, but if $f'_{N,\omega}(0) \leq 0$, then $f_{N,\omega} : [0, \infty[\rightarrow \mathbb{R}$ has a single local minimum which is positive, but the function is unbounded from above. Hence we have that there is some positive value $c_{N,\omega}$ such that $f : [0, \infty[\rightarrow [c_{N,\omega}, \infty[$ is onto. If $f'_{N,\omega}(0)$ is positive, the function is strictly increasing and its minimum is at $f_{N,\omega}(0)$. Computing $f'_{N,\omega}(0)$ shows that this is the case exactly when $((N-1)\omega + 1)(1 - \omega)^{N-1} < 1$.

Now we derive upper and lower bounds for $c_{N,\omega}$ in the case $((N-1)\omega + 1)(1 - \omega)^{N-1} \geq 1$. We substitute $r = 1 - \omega(1 + \sigma)$ (remember that $\sigma > 0$, i.e. $r \leq 1 - \omega$). Then we have that $f_{N,\omega}(\sigma) = \omega \frac{1 - r^N}{1 - r}$, i.e. we only need to estimate the minimum of $h_N(r) = (r^N - 1)/(r - 1)$ from above and from below.

First we note that any function value of h_N is an upper bound for the minimum, i.e. we can estimate the minimum from above by evaluating $(1 - r^N)/(1 - r)$ at $r^* = -1 + \log(N)/N$, which gives the upper bound

$$\frac{(-1 + \frac{\log(N)}{N})^N - 1}{\frac{\log(N)}{N} - 2} = \frac{1 + (1 - \frac{\log(N)}{N})^N}{2 - \frac{\log(N)}{N}}.$$

We further estimate

$$\left(1 - \frac{\log(N)}{N}\right)^N = \exp\left(N \log\left(1 - \frac{\log(N)}{N}\right)\right) \leq \frac{1}{N},$$

where we used $\log(1 - x) \leq -x$. Hence, we get the claimed upper bound

$$b_N = \frac{1 + \frac{1}{N}}{2 - \frac{\log(N)}{N}} = \frac{1}{2} + \frac{1}{N} \left(\frac{1 + \log(N)/2}{2 - \frac{\log(N)}{N}} \right).$$

Now we show that $a_N = \frac{1}{2} + \frac{1}{N+1}$ is a lower bound for h_N . We prove this by induction: First we rewrite $h_N(r) = r^{N-1} + \dots + r + 1$. A lower bound a_N is any value such that $h_N(r) - a_N$ is a non-negative polynomial. For $N = 3$ we have $h_3(r) - a_3 = r^2 + r + 1 - a_3$. Recalling the fact that

$$(*) \quad ar^2 + r + c \geq 0 \iff a \geq 0 \text{ and } ac \geq \frac{1}{4},$$

we see that $1 - a_3 = \frac{1}{4}$, i.e. $a_3 = \frac{3}{4}$ is the optimal lower bound.

Now assume that $h_N \geq a_N$ is proven. We have

$$h_{N+2}(r) = r^{N+1} + r^N + \dots + r + 1 = r^2 h_N(r) + r + 1 \geq a_N r^2 + r + 1.$$

Using $(*)$, we see that $a_N r^2 + r + 1 - a_{N+2}$ is non-negative if

$$a_N(1 - a_{N+2}) = \frac{1}{4},$$

hence $a_{N+2} = 1 - \frac{1}{4a_N} = \frac{1}{2} + \frac{1}{N+3}$ as claimed. ■

This theorem has important consequences:

- The expressivity of unrolling changes greatly if the number of unrolled iterations is even or odd: In the odd case, only positive definite estimators are possible but their norm may be unbounded, while in the even case, all estimators have a norm equal to $1 - (1 - \omega)^N$ but may be singular and/or have negative eigenvalues.
- In the even case, increasing the number of unrolled iterations (with fixed k) does not increase the expressivity if the stepsize ω is adjusted properly, in other words: unrolling 2 iterations is as good as unrolling 4 iterations. We will see this more clearly in [Subsection 4.3](#).

We note furthermore that the proof of nonnegativity of $h_N(r) - a_N$ shown above can be interpreted from a more abstract viewpoint: Deciding nonnegativity of polynomials is a classical key problem in real algebraic geometry with strong ties to polynomial optimization; see e.g., [9, 34]. Nonnegativity is frequently shown by what is called a certificate of nonnegativity. One of these certificates are circuit polynomials introduced in [29], and what is effectively done in the proof above is a decomposition of $h_N(r) - a_N$ into a sum of nonnegative circuit polynomials; see also e.g. [30].

4. Best risks and estimators. In this section, after calculating the best linear estimators, we aim for the best unrolling and bilevel estimators for both data models. For this purpose we minimize the true risks from [Corollary 2.4](#) over linear operators of the corresponding form.

We provide an infimum for the risks of the best bilevel estimator in the case of random constant vectors, [Theorem 4.4](#), and compute the minimum for this risk in the case of random i.i.d. vectors, [Theorem 4.5](#). Also, we compute the minimum for the risks of the unrolling estimator in the case of random constant vectors, [Theorem 4.7](#), and in the case of random i.i.d. vectors, [Theorem 4.8](#).

4.1. Best linear estimators and their risks. For now we focus on general linear operators, i.e. $\mathbf{T} \in \mathbb{R}^{n \times n}$.

4.1.1. Random constant vectors. In the situation of random constant vectors, in which the true risk is given by

$$\mathcal{E}_{\text{const.}}(\mathbf{T}) = \frac{\mu^2 + \theta^2}{2} \|(\mathbf{T} - \mathbf{I})\mathbf{1}\|_2^2 + \frac{\sigma^2}{2} \|\mathbf{T}\|_F^2,$$

we get the following result:

Lemma 4.1. *The best linear estimator is $\mathbf{T}^* = \frac{\mu^2 + \theta^2}{n(\mu^2 + \theta^2) + \sigma^2} \mathbf{1}\mathbf{1}^\top$ and its corresponding risk is*

$$\min_{\mathbf{T}} \mathcal{E}_{\text{const.}}(\mathbf{T}) = \mathcal{E}_{\text{const.}}(\mathbf{T}^*) = \frac{\sigma^2}{2} \frac{n(\mu^2 + \theta^2)}{n(\mu^2 + \theta^2) + \sigma^2}.$$

In particular, the estimate for the denoised data of a given \mathbf{x} is

$$\hat{\mathbf{y}} = \mathbf{T}^* \mathbf{x} = \frac{\langle \mathbf{x}, \mathbf{1} \rangle (\mu^2 + \theta^2)}{n(\mu^2 + \theta^2) + \sigma^2} \mathbf{1}.$$

The proof is given in the supplemental material.

4.1.2. Random i.i.d. vectors. Recall that [Corollary 2.4](#) gives the true risk in the situation of random i.i.d. vectors as

$$\mathcal{E}_{\text{i.i.d.}}(\mathbf{T}) = \frac{\mu^2}{2} \|(\mathbf{T} - \mathbf{I})\mathbf{1}\|^2 + \frac{\theta^2}{2} \|\mathbf{T} - \mathbf{I}\|_F^2 + \frac{\sigma^2}{2} \|\mathbf{T}\|_F^2.$$

Lemma 4.2. *The best linear estimator in the case of i.i.d. vectors, i.e. the minimizer of $\mathcal{E}_{\text{i.i.d.}}$, is $\mathbf{T}^* = \frac{\theta^2}{\theta^2 + \sigma^2} \mathbf{I} + \frac{\sigma^2}{\theta^2 + \sigma^2} \frac{\mu^2}{n\mu^2 + \theta^2 + \sigma^2} \mathbf{1}\mathbf{1}^\top$ and its corresponding risk is*

$$\begin{aligned} \min_{\mathbf{T}} \mathcal{E}_{\text{i.i.d.}}(\mathbf{T}) = \mathcal{E}_{\text{i.i.d.}}(\mathbf{T}^*) &= \frac{\sigma^2}{2} \left[\frac{n\mu^2\sigma^2}{(n\mu^2 + \theta^2 + \sigma^2)^2} \left(1 + \frac{n\mu^2\sigma^2}{(\theta^2 + \sigma^2)^2} \right) \right. \\ &\quad \left. + \frac{\theta^2}{(\theta^2 + \sigma^2)^2} \left(\frac{n\sigma^2\mu^2}{n\mu^2 + \theta^2 + \sigma^2} + n\theta^2 + \sigma^2 \left((n-1) + \frac{\theta^2 + \sigma^2}{(n\mu^2 + \theta^2 + \sigma^2)^2} \right) \right) \right]. \end{aligned}$$

The proof is given in the supplemental material.

4.2. Best bilevel estimators and their risks. Now we consider the bilevel approach, i.e. we aim to minimize the risk $\mathcal{E}(\mathbf{T})$ over maps of the form

$$\mathbf{T} = (\mathbf{I} + \mathbf{R}^\top \mathbf{R})^{-1}$$

with $\mathbf{R} \in \mathbb{R}^{k \times n}$. We begin with the situation of random constant vectors, but before we do so, we state a lemma, that will help later:

Lemma 4.3. *Let $\mathbf{a} \in \mathbb{R}^n$, $c_j \geq 0$ for $j = 1, \dots, n$ and consider matrices $\mathbf{V} = [\mathbf{v}_1, \dots, \mathbf{v}_n]$. Then there exists a solution of*

$$\min \left\{ \sum_{j=1}^n |\langle \mathbf{v}_j, \mathbf{a} \rangle|^2 c_j : \sum_{j=1}^n |\langle \mathbf{v}_j, \mathbf{a} \rangle|^2 = \|\mathbf{a}\|^2, \mathbf{V} \text{ orthonormal} \right\}$$

with $\mathbf{v}_{j^*} = \frac{\mathbf{a}}{\|\mathbf{a}\|}$ and $\mathbf{v}_j \perp \mathbf{a}$ for $j \neq j^*$ with $j^* \in \operatorname{argmin}_j c_j$.

Proof. We reformulate the minimization problem as a linear program. To that end we substitute $s_j = |\langle \mathbf{v}_j, \mathbf{a} \rangle|^2$ and consider

$$\begin{aligned} & \text{minimize}_{\mathbf{s}} \quad \mathbf{c}^\top \mathbf{s} \\ & \text{subject to} \quad \sum_j s_j = \|\mathbf{a}\|^2 \\ & \quad \quad \quad 0 \leq s_j \leq \|\mathbf{a}\|^2 \quad \text{for all } j = 1, \dots, n \end{aligned}$$

with $\mathbf{c} = (c_1, \dots, c_n)$ and $c_j \geq 0$. An optimal solution of this linear program is given by a vertex of the feasible set. Thus, it is $\mathbf{s}^* = \|\mathbf{a}\|^2 \cdot \mathbf{e}_{j^*}$ for some $j^* \in \{1, \dots, n\}$ where \mathbf{e}_k denotes the k -th vector of the n -dimensional Euclidean standard basis. It remains to show that there is an orthonormal basis $(\mathbf{v}_1, \dots, \mathbf{v}_n)$ with $|\langle \mathbf{v}_j, \mathbf{a} \rangle|^2 = s_j^*$. This is equivalent to $|\langle \mathbf{v}_{j^*}, \mathbf{a} \rangle|^2 = \|\mathbf{a}\|^2$ and $|\langle \mathbf{v}_j, \mathbf{a} \rangle|^2 = 0$ for $j \neq j^*$ and holds for $\mathbf{v}_{j^*} = \frac{\mathbf{a}}{\|\mathbf{a}\|}$ and $\mathbf{v}_j \perp \mathbf{a}$ for $j \neq j^*$. Since $c_j \geq 0$ for all j , it is $j^* \in \operatorname{argmin}_j c_j$. ■

4.2.1. Random constant vectors. In the situation of random constant vectors we want to minimize $\mathcal{E}_{\text{const.}}(\mathbf{T})$ over maps $\mathbf{T} \in \mathcal{A}_k$, i.e. we want to minimize

$$\frac{\mu^2 + \theta^2}{2} \|((\mathbf{I} + \mathbf{R}^\top \mathbf{R})^{-1} - \mathbf{I})\mathbf{1}\|_2^2 + \frac{\sigma^2}{2} \|(\mathbf{I} + \mathbf{R}^\top \mathbf{R})^{-1}\|_F^2.$$

Theorem 4.4. *It holds that*

$$\inf_{\mathbf{T} \in \mathcal{A}_k} \mathcal{E}_{\text{const.}}(\mathbf{T}) = \begin{cases} \frac{\sigma^2}{2}(n-k), & \text{if } k < n, \\ \frac{\sigma^2}{2} \frac{n(\mu^2 + \theta^2)}{n(\mu^2 + \theta^2) + \sigma^2}, & \text{if } k = n \end{cases}$$

but the infimum is not attained in both cases. Hence, the best bilevel estimator does not exist and for the risk of any bilevel estimator $\hat{\mathbf{T}}$ it holds that

$$\mathcal{E}_{\text{const.}}(\hat{\mathbf{T}}) > \begin{cases} \frac{\sigma^2}{2}(n-k), & \text{if } k < n, \\ \frac{\sigma^2}{2} \frac{n(\mu^2 + \theta^2)}{n(\mu^2 + \theta^2) + \sigma^2}, & \text{if } k = n. \end{cases}$$

The proof is given in the supplemental material. Interpreting the result above, a best bilevel estimator for random constant vectors does not exist. However, there exist estimators which give a risk arbitrarily close to $\sigma^2(n-k)/2$.

4.2.2. Random i.i.d. vectors. In the situation of random i.i.d. vectors we want to minimize $\mathcal{E}_{\text{i.i.d.}}(\mathbf{T})$ over maps $\mathbf{T} \in \mathcal{A}_k$, i.e. we want to minimize

$$\frac{\mu^2}{2} \|(\mathbf{I} + \mathbf{R}^\top \mathbf{R})^{-1} - \mathbf{I}\|_2^2 + \frac{\theta^2}{2} \|(\mathbf{I} + \mathbf{R}^\top \mathbf{R})^{-1} - \mathbf{I}\|_F^2 + \frac{\sigma^2}{2} \|(\mathbf{I} + \mathbf{R}^\top \mathbf{R})^{-1}\|_F^2.$$

In this case, best estimators do exist, but for the sake of readability we just state the best risks in the next theorem:

Theorem 4.5. *It holds that*

$$\min_{\mathbf{T} \in \mathcal{A}_k} \mathcal{E}_{\text{i.i.d.}}(\mathbf{T}) = \begin{cases} \frac{\sigma^2}{2} \left(k \frac{\theta^2}{\theta^2 + \sigma^2} + (n - k) \right), & \text{if } k < n \\ \frac{\sigma^2}{2} \left((n - 1) \frac{\theta^2}{\theta^2 + \sigma^2} + \frac{n\mu^2 + \theta^2}{n\mu^2 + \theta^2 + \sigma^2} \right), & \text{if } k = n. \end{cases}$$

We do not prove this theorem here, since we get the result as a byproduct in the proof of the next proposition.

Proposition 4.6. *The optimal risk in Theorem 4.5 for $k < n$ is attained for $\mathbf{R} = \mathbf{U}\mathbf{\Lambda}\mathbf{V}^\top$ with $\mathbf{U} \in \mathbb{R}^{k \times n}$ with orthonormal rows ($\mathbf{U}\mathbf{U}^\top = \mathbf{I}_k$), $\mathbf{\Lambda} = \frac{\sigma}{\theta} \begin{bmatrix} \mathbf{I}_k & \mathbf{0} \\ \mathbf{0} & \mathbf{0}_{n-k} \end{bmatrix}$ and orthonormal $\mathbf{V} = [\mathbf{v}_1 \ \cdots \ \mathbf{v}_n]$ with $\mathbf{v}_1, \dots, \mathbf{v}_k \perp \mathbf{1}$. The respective linear estimator is*

$$\mathbf{T}^* = (\mathbf{I} + \mathbf{R}^\top \mathbf{R})^{-1} = \mathbf{V}\mathbf{\Sigma}\mathbf{V}^\top, \quad \mathbf{\Sigma} = \text{diag}\left(\frac{\theta^2}{\theta^2 + \sigma^2}, \dots, \frac{\theta^2}{\theta^2 + \sigma^2}, 1, \dots, 1\right).$$

The optimal risk in Theorem 4.5 for $k = n$ is attained for $\mathbf{R} = \mathbf{U}\mathbf{\Lambda}\mathbf{V}^\top$ with $\mathbf{U} \in \mathbb{R}^{n \times n}$ with orthonormal rows, $\mathbf{\Lambda} = \begin{bmatrix} \frac{\sigma}{\theta} \mathbf{I}_{n-1} & \mathbf{0} \\ \mathbf{0} & \frac{\sigma}{\sqrt{n\mu^2 + \theta^2}} \end{bmatrix}$ and orthonormal $\mathbf{V} = [\mathbf{v}_1 \ \cdots \ \mathbf{v}_n]$ with $\mathbf{v}_2, \dots, \mathbf{v}_n \perp \mathbf{1}$. The respective linear estimator is

$$\mathbf{T}^* = (\mathbf{I} + \mathbf{R}^\top \mathbf{R})^{-1} = \mathbf{V}\mathbf{\Sigma}\mathbf{V}^\top, \quad \mathbf{\Sigma} = \text{diag}\left(\frac{\theta^2}{\theta^2 + \sigma^2}, \dots, \frac{\theta^2}{\theta^2 + \sigma^2}, \frac{n\mu^2 + \theta^2}{n\mu^2 + \theta^2 + \sigma^2}\right).$$

The proof is given in the supplemental material.

Thus, we have proven Proposition 4.6 as well as Theorem 4.5. Note that the case of i.i.d. vectors reduces to the case of random constant vectors for $\theta \rightarrow 0$ (i.e. the variance of the entries vanishes, rendering the vector constant): The respective minimal risk from Theorem 4.5 converges to the one on Theorem 4.4 and the optimal \mathbf{R} diverges for $\theta \rightarrow 0$.

4.3. Best unrolling estimators and their risks. For the rest of the section we consider unrolling estimators. In this case we aim to find the minimizer of the risk over maps of the form

$$(4.1) \quad \mathbf{T} = \omega \sum_{j=1}^N (\mathbf{I} - \omega(\mathbf{I} + \mathbf{R}^\top \mathbf{R}))^j = (\mathbf{I} + \mathbf{R}^\top \mathbf{R})^{-1} (\mathbf{I} - (\mathbf{I} - \omega(\mathbf{I} + \mathbf{R}^\top \mathbf{R}))^N).$$

with $\mathbf{R} \in \mathbb{R}^{k \times n}$.

Using functional calculus for operators, we get that if $\mathbf{R}^\top \mathbf{R} = \mathbf{V}\mathbf{\Sigma}\mathbf{V}^\top$ with orthormal \mathbf{V} and $\mathbf{\Sigma} = \text{diag}(\sigma_1, \dots, \sigma_n)$ (where $\sigma_{n-k+1}, \dots, \sigma_n = 0$ if \mathbf{R} is $k \times n$), then \mathbf{T} from (4.1) is of the form

$$(4.2) \quad \mathbf{T} = \mathbf{V}f(\mathbf{\Sigma})\mathbf{V}^\top, \quad \text{with } f(\mathbf{\Sigma}) := \text{diag}(f(\sigma_1), \dots, f(\sigma_n)), \quad \text{and } f(s) = \frac{1 - (1 - \omega(1 + s))^N}{1 + s}.$$

For convenience we define abbreviations

$$\begin{aligned} \rho_{N,\omega} &:= 1 - (1 - \omega)^N, & C_1 &:= \frac{(\mu^2 + \theta^2)n}{(\mu^2 + \theta^2)n + \sigma^2} & C_2 &:= \frac{\mu^2 n + \theta^2}{\mu^2 n + \theta^2 + \sigma^2} \\ C_3 &:= \frac{\theta^2}{\theta^2 + \sigma^2}, & C_{i,\min} &:= \min\{C_i, \rho_{N,\omega}\}, & C_{i,\max} &:= \max\{C_i, c_{N,\omega}\}, i \in \{1, 2, 3\} \end{aligned}$$

with $c_{N,\omega}$ from [Theorem 3.2](#).

4.3.1. Random constant vectors.

Theorem 4.7. *Let $N \in \mathbb{N}$ and $0 < \omega < 2$ be fixed. For N even and $k < n$ it holds that*

$$\min_{\mathbf{T} \in \mathcal{B}_{N,k,\omega}} \mathcal{E}_{\text{const.}}(\mathbf{T}) = \frac{\mu^2 + \theta^2}{2} n (\rho_{N,\omega} - 1)^2 + \frac{\sigma^2}{2} (n - k) \rho_{N,\omega}^2.$$

For $k = n$ we have

$$\min_{\mathbf{T} \in \mathcal{B}_{N,k,\omega}} \mathcal{E}_{\text{const.}}(\mathbf{T}) = \frac{\mu^2 + \theta^2}{2} n (C_{1,\min} - 1)^2 + \frac{\sigma^2}{2} C_{1,\min}^2.$$

For N odd and $k < n$ it holds for the minimal risk

$$\begin{aligned} \min_{\mathbf{T} \in \mathcal{B}_{N,k,\omega}} \mathcal{E}_{\text{const.}}(\mathbf{T}) &= \frac{\sigma^2}{2} ((k - 1) c_{N,\omega}^2 + (n - k) \rho_{N,\omega}^2) \\ &+ \min \left\{ \frac{\mu^2 + \theta^2}{2} n (C_{1,\max} - 1)^2 + \frac{\sigma^2}{2} C_{1,\max}^2, \frac{\mu^2 + \theta^2}{2} n (\rho_{N,\omega} - 1)^2 + \frac{\sigma^2}{2} c_{N,\omega}^2 \right\}. \end{aligned}$$

For $k = n$ we have

$$\min_{\mathbf{T} \in \mathcal{B}_{N,k,\omega}} \mathcal{E}_{\text{const.}}(\mathbf{T}) = \frac{\mu^2 + \theta^2}{2} n (C_{1,\max} - 1)^2 + \frac{\sigma^2}{2} C_{1,\max}^2 + \frac{\sigma^2}{2} (n - 1) c_{N,\omega}^2.$$

The proof is given in the supplemental material.

4.3.2. Random i.i.d. vectors. For the case of random i.i.d. vectors we have the following result:

Theorem 4.8. *Let $N \in \mathbb{N}$ and $0 < \omega < 2$ be fixed. For N even and $k < n$ it holds that*

$$\begin{aligned} \min_{\mathbf{T} \in \mathcal{B}_{N,k,\omega}} \mathcal{E}_{\text{i.i.d.}}(\mathbf{T}) &= \frac{\mu^2}{2} n (\rho_{N,\omega} - 1)^2 + \frac{\theta^2}{2} (k - 1) (C_{3,\min} - 1)^2 + \frac{\theta^2}{2} (n - k) (\rho_{N,\omega} - 1)^2 \\ &+ \frac{\sigma^2}{2} (k - 1) C_{3,\min}^2 + \frac{\sigma^2}{2} (n - k) \rho_{N,\omega}^2 \\ &+ \min \left\{ \frac{\theta^2}{2} (\rho_{N,\omega} - 1)^2 + \frac{\sigma^2}{2} \rho_{N,\omega}^2, \frac{\theta^2}{2} (C_{3,\min} - 1)^2 + \frac{\sigma^2}{2} C_{3,\min}^2 \right\}. \end{aligned}$$

For $k = n$ we have

$$\begin{aligned} \min_{\mathbf{T} \in \mathcal{B}_{N,k,\omega}} \mathcal{E}_{\text{i.i.d.}}(\mathbf{T}) &= \frac{\mu^2}{2} n (C_{2,\min} - 1)^2 + \frac{\theta^2}{2} (C_{2,\min} - 1)^2 \\ &+ \frac{\theta^2}{2} (n - 1) (C_{3,\min} - 1)^2 + \frac{\sigma^2}{2} C_{2,\min}^2 + \frac{\sigma^2}{2} (n - 1) C_{3,\min}^2. \end{aligned}$$

For N odd and $k < n$ it holds for the minimal risk

$$\begin{aligned} \min_{\mathbf{T} \in \mathcal{B}_{N,k,\omega}} \mathcal{E}_{\text{i.i.d}}(\mathbf{T}) &= \frac{\theta^2}{2}(k-1)(C_{3,\max} - 1)^2 + \frac{\theta^2}{2}(n-k)(\rho_{N,\omega} - 1)^2 + \frac{\sigma^2}{2}(k-1)C_{3,\max}^2 \\ &\quad + \frac{\sigma^2}{2}(n-k)\rho_{N,\omega}^2 + \min \left\{ \frac{\mu^2}{2}n(C_{2,\max} - 1)^2 + \frac{\theta^2}{2}(C_{2,\max} - 1)^2 + \frac{\sigma^2}{2}C_{2,\max}^2, \right. \\ &\quad \left. \frac{\mu^2}{2}n(\rho_{N,\omega} - 1)^2 + \frac{\theta^2}{2}(C_{3,\max} - 1)^2 + \frac{\sigma^2}{2}C_{3,\max}^2 \right\}. \end{aligned}$$

For $k = n$ we have

$$\begin{aligned} \min_{\mathbf{T} \in \mathcal{B}_{N,k,\omega}} \mathcal{E}_{\text{i.i.d}}(\mathbf{T}) &= \frac{\mu^2}{2}n(C_{2,\max} - 1)^2 + \frac{\theta^2}{2}(C_{2,\max} - 1)^2 \\ &\quad + \frac{\theta^2}{2}(n-1)(C_{3,\max} - 1)^2 + \frac{\sigma^2}{2}C_{2,\max}^2 + \frac{\sigma^2}{2}(n-1)C_{3,\max}^2. \end{aligned}$$

The proof is a long computation along the same lines as the proof of [Theorem 4.7](#) and can be found in the supplemental material.

Remark 4.9. While the expressions for the optimal risks in [Theorem 4.8](#) are quite complicated, one notes that the expressivity of unrolling and bilevel optimization in [Theorem 3.1](#) and [Theorem 3.2](#), respectively, are the same in the case of even N and $\omega = 1$. The expressions for the risks in [Theorem 4.8](#) and [Theorem 4.5](#) are in fact equal for even N and $\omega = 1$. As a consequence we expect that unrolling yields a better risk than bilevel optimization since we can optimize over ω .

Remark 4.10. All the risks in the unrolling case depend on the stepsize ω and it seems desirable to compute the best ω and the respective best risks in all cases. These computations are quite cumbersome due the complicated expressions and case distinctions. However, we performed some of the computations in [Appendix A](#). One remarkable result is that the best risk is independent of the number of iterations N in the even case for both data models. In the odd case we could not explicitly optimize over ω , since the risks depend on the quantity $c_{N,\omega}$, which cannot be computed explicitly. In [Section 5](#) we use numerical optimization to show results for optimized ω .

5. Discussion and Visualization. In this section we discuss the results from [Section 4](#). We compare the risk of each approach with the corresponding best linear risk. Since we are not interested in the actual value of the risks, we compare *risk ratios*, i.e. quotients of the best linear risk and the risk of some other estimator.

To reduce the number of variable parameters, we can normalize the square of the expected value of the signal μ^2 to one. We do not lose any generality, since we could just divide the risks in [Corollary 2.4](#) by μ^2 and would get

$$\begin{aligned} \mathcal{E}_{\text{const.}} &= \frac{1+\frac{\theta^2}{\mu^2}}{2} \|(\mathbf{T} - \mathbf{I})\mathbf{1}\|_2^2 + \frac{\sigma^2}{2\mu^2} \|\mathbf{T}\|_F^2, \text{ and} \\ \mathcal{E}_{\text{i.i.d}} &= \frac{1}{2} \|(\mathbf{T} - \mathbf{I})\mathbf{1}\|_2^2 + \frac{\theta^2}{2\mu^2} \|\mathbf{T} - \mathbf{I}\|_F^2 + \frac{\sigma^2}{2\mu^2} \|\mathbf{T}\|_F^2, \end{aligned}$$

which are exactly the risks with $\mu = 1$ and scaled version of θ and σ . Moreover, we consider $\sigma = 0.1$ to guarantee a reasonable signal-to-noise ratio of ten, fix $n = 320$ and consider $k = 1, \dots, n$.

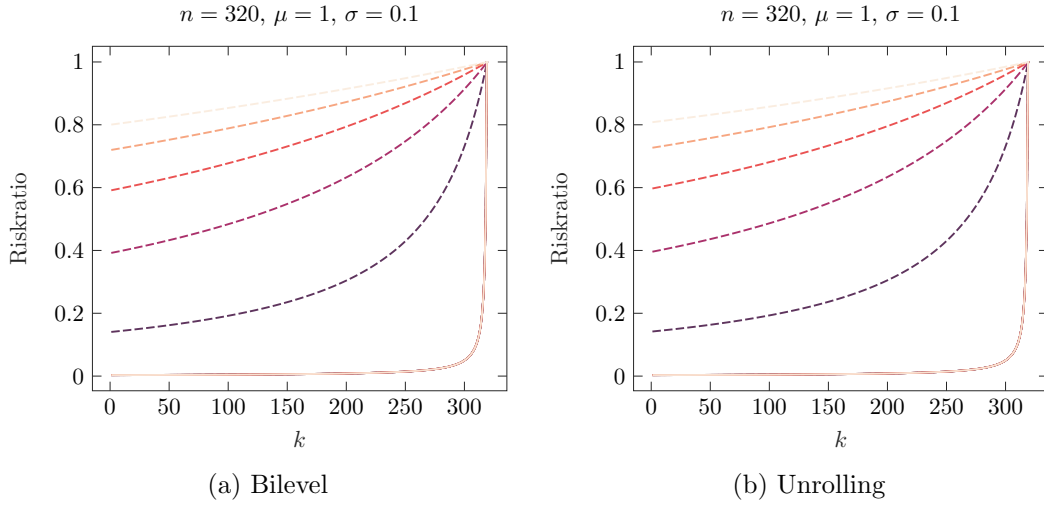


Figure 1: Plots of the risk ratios of the best linear risk and the lower bound of the bilevel (left) or the unrolling risk for N even (right) for given values of μ, n and σ . Different colours correspond to different values of $\theta = 0.0, 0.04, 0.08, 0.12, 0.16, 0.2$ (from dark to bright). Dashed lines correspond to the i.i.d. data model and the solid lines correspond to the constant vectors data model. The solid lines are indistinguishable in both plots.

In [Figure 1a](#) we show the risk ratio of the best linear risk and the bilevel risk for both data models and the given values of the parameters. The risk ratio is generally much higher for the i.i.d model than for the model of constant random vectors meaning that the bilevel estimations are closer to the best linear estimators in this case. In all cases, increasing k brings the performance of the bilevel method closer to the best linear model. This is to be expected, since [Theorem 3.1](#) shows that larger k leads to a more expressive model. Moreover, larger values for the signal variance θ^2 lead to a smaller gap in the risks. Note that this is also true for the constant vectors data model, even though their lines seem to lie on top of each other.

In the case of unrolling we have two more parameters: The number of iterations N and the stepsize ω . We show individual figures for an even and an odd case, since they behave very differently, moreover, we show the risks for optimal ω , i.e. after the expressions have been optimized with respect to ω (see [Appendix A](#)).

[Figure 1b](#) shows the risk ratio for the case of even. As announced in [Remark 4.10](#), the optimization over ω leads to a risk that is independent of the actual number N (see [Appendix A](#) for details). Overall it looks rather similar to [Figure 1b](#).

In [Figure 2](#) we compare the best linear risks with the unrolling risk in the odd case $N = 5$ for both data models and the given values of the parameters. To compute the risks in this case $c_{N,\omega}$ from [Theorem 3.2](#) is needed and we use numerical optimization to compute this value. Somewhat unexpected, [Figure 2](#) shows that the ratio is independent of k . Moreover, larger values for the signal variance θ lead, again, to a smaller gap in the risks.

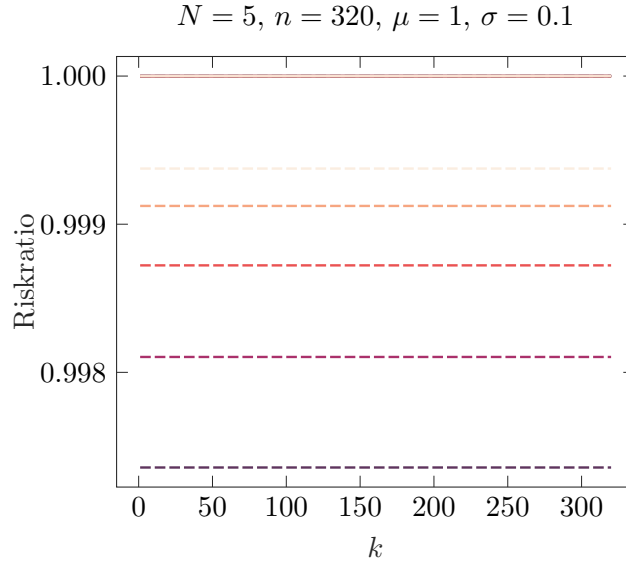


Figure 2: The ratios between the best linear risk and the unrolling risk for N odd and given values of μ, n and σ . Different colours correspond to different values of $\theta = 0.0, 0.04, 0.08, 0.12, 0.16, 0.2$ (from dark to bright). The dotted lines correspond to the i.i.d. data model and the solid lines correspond to the constant vectors data model. The solid lines are indistinguishable in this plot.

Since Figure 1a and Figure 1b look quite similar, we show the risk ratio of the bilevel method and the unrolling method for the case of even N in Figure 3. Notably, the risk ratio is always greater than 1, meaning that the unrolling risk is always lower. This is consistent with the results from Subsection 4.2 and Subsection 4.3 as we have proven that the unrolling risk may be smaller than the bilevel risk (see Remark 4.9). Moreover it can be seen that the ratio between the lower bound of the bilevel risk and the unrolling even risk decreases with increasing k . Moreover, larger values for θ lead to a smaller gap in the risks.

6. Conclusion and outlook. In this paper we started a systematic investigation of the effect of algorithm unrolling for learning of variational models. Our approach was to consider a simple example where everything can be computed (almost) explicitly. Even this simple example illustrates that some phenomena that have been observed in practice can be explained theoretically, e.g. that learning the stepsize has a big impact while the number of unrolled iterations may have very different effects. Our analysis relied on the true risk and a natural next step is, to extend this analysis to empirical risks. Moreover, more general inverse problems could be considered, i.e. we could replace the lower level problem by $\min_{\mathbf{z}} \frac{1}{2} \|\mathbf{A}\mathbf{z} - \mathbf{x}\|_2^2 + \frac{1}{2} \|\mathbf{R}\mathbf{x}\|_2^2$ [4] as well as more general regularizers like, e.g. fields of experts regularizers of the form $\sum_i \theta_i \rho(\mathbf{R}_i \mathbf{x})$ with scalar weights θ_i , matrices $\mathbf{R}_i \in \mathbb{R}^{n_i \times n}$ and functions $\rho : \mathbb{R}^{n_i} \rightarrow \mathbb{R}$ [18, 44]. However, both these generalizations would need new technical approaches.

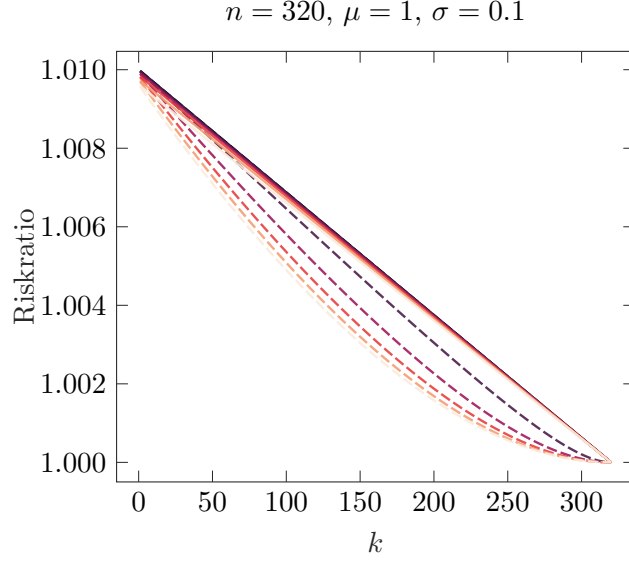


Figure 3: The ratios between the lower bound of the bilevel risk and the unrolling risk for N even for given values of μ, n and σ . Different colours correspond to different values of θ whereas the dotted lines correspond to the i.i.d. data model and the solid line correspond to the constant vectors data model.

Appendix A. Optimized ω for Unrolling. We will give the optimal ω and its corresponding risk for unrolling in the setting of N even. Since $c_{N,\omega}$ is not known explicitly, we investigate the situation of N odd numerically. Plots for both scenarios are given in the visualization part.

Random constant vectors

- N even:

For $k < n$ it is

$$\begin{aligned} \min_{\mathbf{T} \in \mathcal{B}_{N,k,\omega}} \mathcal{E}_{\text{const.}}(\mathbf{T}) &= \frac{\mu^2 + \theta^2}{2} n (\rho_{N,\omega} - 1)^2 + \frac{\sigma^2}{2} (n - k) \rho_{N,\omega}^2 \\ &= \frac{\mu^2 + \theta^2}{2} n (1 - \omega)^{2N} + \frac{\sigma^2}{2} (n - k) (1 - (1 - \omega)^N)^2. \end{aligned}$$

A differentiation with respect to the stepsize ω gives

$$-2Nn \frac{\mu^2 + \theta^2}{2} (1 - \omega)^{2N-1} + 2N \frac{\sigma^2}{2} (n - k) (1 - (1 - \omega)^N) (1 - \omega)^{N-1} = 0$$

which leads to optimal $\omega^* = 1 \pm \sqrt[N]{\frac{\sigma^2(n-k)}{n(\mu^2 + \theta^2) + \sigma^2(n-k)}}$. The corresponding risk is

$$\mathcal{E}_{\text{const.}, k < n}^* = \frac{1}{2} \frac{n(n-k)(\mu^2 + \theta^2)\sigma^2}{n(\mu^2 + \theta^2) + (n-k)\sigma^2}.$$

For $k = n$ we have

$$\min_{\mathbf{T} \in \mathcal{B}_{N,k,\omega}} \mathcal{E}_{\text{const.}}(\mathbf{T}) = \frac{\mu^2 + \theta^2}{2} n (C_{1,\min} - 1)^2 + \frac{\sigma^2}{2} C_{1,\min}^2.$$

with $C_{1,\min} = \min\{\frac{(\mu^2+\theta^2)n}{(\mu^2+\theta^2)n+\sigma^2}, \rho_{N,\omega}\}$. A case distinction in $C_{1,\min}$ and further transformations lead to

$$\min_{\mathbf{T} \in \mathcal{B}_{N,k,\omega}} \mathcal{E}_{\text{const.}}(\mathbf{T}) = \begin{cases} \frac{\mu^2+\theta^2}{2}n(\frac{(\mu^2+\theta^2)n}{(\mu^2+\theta^2)n+\sigma^2} - 1)^2 + \frac{\sigma^2}{2}\frac{(\mu^2+\theta^2)n}{(\mu^2+\theta^2)n+\sigma^2}^2, & \text{if } \omega \in \mathcal{I} \\ \frac{\mu^2+\theta^2}{2}n(\rho_{N,\omega} - 1)^2 + \frac{\sigma^2}{2}(n-k)\rho_{N,\omega}^2, & \text{else} \end{cases}$$

with $\mathcal{I} := \left]1 - \sqrt[n]{\frac{\sigma^2}{(\mu^2+\theta^2)n+\sigma^2}}, 1 + \sqrt[n]{\frac{\sigma^2}{(\mu^2+\theta^2)n+\sigma^2}}\right]$. An optimization over ω for $\omega \notin \mathcal{I}$ gives the optimal step size $\omega^* = 1 \pm \sqrt[n]{\frac{\sigma^2}{(\mu^2+\theta^2)n+\sigma^2}}$ with corresponding risk

$$\frac{\mu^2+\theta^2}{2}n(\frac{(\mu^2+\theta^2)n}{(\mu^2+\theta^2)n+\sigma^2} - 1)^2 + \frac{\sigma^2}{2}\frac{(\mu^2+\theta^2)n}{(\mu^2+\theta^2)n+\sigma^2}^2.$$

Since this is equal to the risk for $\omega \in \mathcal{I}$ (in which no ω appears), the set of optimal step sizes is given by $\left]1 - \sqrt[n]{\frac{\sigma^2}{(\mu^2+\theta^2)n+\sigma^2}}, 1 + \sqrt[n]{\frac{\sigma^2}{(\mu^2+\theta^2)n+\sigma^2}}\right]$ and the corresponding optimal risk is

$$\begin{aligned} \mathcal{E}_{\text{const.},k=n}^* &= \frac{\mu^2+\theta^2}{2}n(\frac{(\mu^2+\theta^2)n}{(\mu^2+\theta^2)n+\sigma^2} - 1)^2 + \frac{\sigma^2}{2}\frac{(\mu^2+\theta^2)n}{(\mu^2+\theta^2)n+\sigma^2}^2 \\ &= \frac{1}{2}\frac{n(\mu^2+\theta^2)\sigma^2}{n(\mu^2+\theta^2)+\sigma^2} = \mathcal{E}_{\text{const.},k=n-1}^*. \end{aligned}$$

- N odd:

Here, we do an numerical investigation of the risk optimized over ω since there are only upper and lower bounds for $c_{N,\omega}$, which appears in the explicit formulas of the risk.

Random iid vectors

- N even:

For $k < n$ it is

$$\begin{aligned} \min_{\mathbf{T} \in \mathcal{B}_{N,k,\omega}} \mathcal{E}_{\text{i.i.d.}}(\mathbf{T}) &= \frac{\mu^2}{2}n(\rho_{N,\omega} - 1)^2 + \frac{\theta^2}{2}(k-1)(C_{3,\min} - 1)^2 + \frac{\theta^2}{2}(n-k)(\rho_{N,\omega} - 1)^2 \\ &\quad + \frac{\sigma^2}{2}(k-1)C_{3,\min}^2 + \frac{\sigma^2}{2}(n-k)\rho_{N,\omega}^2 \\ &\quad + \min\left\{\frac{\theta^2}{2}(\rho_{N,\omega} - 1)^2 + \frac{\sigma^2}{2}\rho_{N,\omega}^2, \frac{\theta^2}{2}(C_{3,\min} - 1)^2 + \frac{\sigma^2}{2}C_{3,\min}^2\right\}. \end{aligned}$$

We consider a case distinction in $C_{3,\min} = \min\{\frac{\theta^2}{\theta^2+\sigma^2}, \rho_{N,\omega}\}$ and start with $C_{3,\min} = \rho_{N,\omega}$. Plugging in $C_{3,\min}$ and $\rho_{N,\omega}$ we get

$$(A.1) \quad \min_{\mathbf{T} \in \mathcal{B}_{N,k,\omega}} \mathcal{E}_{\text{i.i.d.}}(\mathbf{T}) = \frac{\mu^2}{2}n(1-\omega)^{2N} + \frac{\theta^2}{2}n(1-\omega)^{2N} + \frac{\sigma^2}{2}n(1-(1-\omega)^N)^2.$$

An optimization over $\omega \in \left]0, 1 - \sqrt[n]{\frac{\sigma^2}{\theta^2+\sigma^2}}\right[\cup \left]1 + \sqrt[n]{\frac{\sigma^2}{\theta^2+\sigma^2}}, 2\right[$ (which corresponds to $C_{3,\min} = \rho_{N,\omega}$) shows that the infimum of (A.1) is

$$\frac{1}{2}n\frac{\sigma^2}{(\theta^2+\sigma^2)^2}\left(\mu^2\sigma^2 + \theta^2\sigma^2 + \theta^4\right)$$

with $\arg\inf_{\omega} \mathcal{E}_{i.i.d., k < n}(\mathbf{T}) = 1 \pm \sqrt[N]{\frac{\sigma^2}{\theta^2 + \sigma^2}}$, which is not attained.

For $C_{3,\min} = \frac{\theta^2}{\theta^2 + \sigma^2}$ which corresponds to $1 - \sqrt[N]{\frac{\sigma^2}{\theta^2 + \sigma^2}} \leq \omega \leq 1 + \sqrt[N]{\frac{\sigma^2}{\theta^2 + \sigma^2}}$ we have

$$\begin{aligned} \min_{\mathbf{T} \in \mathcal{B}_{N,k,\omega}} \mathcal{E}_{i.i.d}(\mathbf{T}) &= \frac{\mu^2}{2} n(1-\omega)^2 + \frac{\theta^2}{2} (k-1) \left(\frac{\theta^2}{\theta^2 + \sigma^2} - 1 \right)^2 + \frac{\theta^2}{2} (n-k) (1-\omega)^2 \\ &\quad + \frac{\sigma^2}{2} (k-1) \frac{\theta^4}{(\theta^2 + \sigma^2)^2} + \frac{\sigma^2}{2} (n-k) (1 - (1-\omega)^N)^2 \\ &\quad + \min \left\{ \frac{\theta^2}{2} (1-\omega)^2 + \frac{\sigma^2}{2} (1 - (1-\omega)^N)^2, \frac{\sigma^2}{2} \frac{\theta^2}{\theta^2 + \sigma^2} \right\}. \end{aligned}$$

Since the first term of the minimum is optimal for $\omega = 1 \pm \sqrt[N]{\frac{\sigma^2}{\theta^2 + \sigma^2}}$ with optimal value

$$\frac{\theta^2}{2} \left(\frac{\theta^2}{\theta^2 + \sigma^2} - 1 \right)^2 + \frac{\sigma^2}{2} \frac{\theta^4}{(\theta^2 + \sigma^2)^2},$$

which is equal to the second term of the minimum, the risk reduces to

$$\begin{aligned} \min_{\mathbf{T} \in \mathcal{B}_{N,k,\omega}} \mathcal{E}_{i.i.d}(\mathbf{T}) &= \frac{\mu^2}{2} n(1-\omega)^2 + \frac{\theta^2}{2} k \left(\frac{\theta^2}{\theta^2 + \sigma^2} - 1 \right)^2 + \frac{\theta^2}{2} (n-k) (1-\omega)^2 \\ &\quad + \frac{\sigma^2}{2} k \frac{\theta^4}{(\theta^2 + \sigma^2)^2} + \frac{\sigma^2}{2} (n-k) (1 - (1-\omega)^N)^2. \end{aligned}$$

If we optimize over with respect to the constraint $1 - \sqrt[N]{\frac{\sigma^2}{\theta^2 + \sigma^2}} \leq \omega \leq 1 + \sqrt[N]{\frac{\sigma^2}{\theta^2 + \sigma^2}}$ we get $\omega^* = 1 \pm \sqrt[N]{\frac{\sigma^2(n-k)}{\mu^2 n + \theta^2(n-k) + \sigma^2(n-k)}}$ with optimal risk

$$\mathcal{E}^* = \frac{k}{2} \frac{\theta^2 \sigma^2}{(\theta^2 + \sigma^2)} + \frac{1}{2} \frac{\sigma^2(n-k)(\mu^2 n + \theta^2(n-k))}{\mu^2 n + \theta^2(n-k) + \sigma^2(n-k)}.$$

For $k = n$ we have

$$\begin{aligned} \min_{\mathbf{T} \in \mathcal{B}_{N,k,\omega}} \mathcal{E}_{i.i.d}(\mathbf{T}) &= \frac{\mu^2}{2} n(C_{2,\min} - 1)^2 + \frac{\theta^2}{2} (C_{2,\min} - 1)^2 \\ &\quad + \frac{\theta^2}{2} (n-1)(C_{3,\min} - 1)^2 + \frac{\sigma^2}{2} C_{2,\min}^2 + \frac{\sigma^2}{2} (n-1) C_{3,\min}^2. \end{aligned}$$

with $C_{2,\min} = \min\{\frac{\mu^2 n + \theta^2}{\mu^2 n + \theta^2 + \sigma^2}, \rho_{N,\omega}\}$ and $C_{3,\min}$ as above. Here, we have to consider the three different cases

1. $C_{2,\min} = C_{3,\min} = \rho_{N,\omega}$
2. $C_{2,\min} = \rho_{N,\omega}, C_{3,\min} = \frac{\theta^2}{\theta^2 + \sigma^2}$
3. $C_{2,\min} = \frac{\mu^2 n + \theta^2}{\mu^2 n + \theta^2 + \sigma^2}, C_{3,\min} = \frac{\theta^2}{\theta^2 + \sigma^2}$.

Since it is $\frac{\mu^2 n + \theta^2}{\mu^2 n + \theta^2 + \sigma^2} \geq \frac{\theta^2}{\theta^2 + \sigma^2}$ the case $C_{2,\min} = \frac{\mu^2 n + \theta^2}{\mu^2 n + \theta^2 + \sigma^2}, C_{3,\min} = \rho_{N,\omega}$ does not occur.

For the first case, see the analysis for $k < n$ and $C_{3,\min} = \rho_{N,\omega}$.

For the second case, plugging in $\rho_{N,\omega}$, the risk is given by

$$\begin{aligned} \text{(A.2)} \quad &\frac{\mu^2}{2} n(1-\omega)^{2N} + \frac{\theta^2}{2} (1-\omega)^{2N} + \frac{\theta^2}{2} (n-1) \frac{\sigma^4}{(\theta^2 + \sigma^2)^2} + \\ &\frac{\sigma^2}{2} (1 - (1-\omega)^N)^2 + \frac{\sigma^2}{2} (n-1) \frac{\theta^4}{(\theta^2 + \sigma^2)^2}. \end{aligned}$$

An optimization over $\omega \in \left[1 - \sqrt[N]{\frac{\sigma^2}{\theta^2 + \sigma^2}}, 1 - \sqrt[N]{\frac{\sigma^2}{\mu^2 n + \theta^2 + \sigma^2}} \right] \cup \left[1 + \sqrt[N]{\frac{\sigma^2}{\mu^2 n + \theta^2 + \sigma^2}}, 1 + \sqrt[N]{\frac{\sigma^2}{\theta^2 + \sigma^2}} \right]$ (which corresponds to $C_{2,\min} = \rho_{N,\omega}$ and $C_{3,\min} = \frac{\theta^2}{\theta^2 + \sigma^2}$) shows that the infimum of (A.2) is given by

$$\frac{1}{2} \frac{\sigma^2 \theta^2}{\sigma^2 + \theta^2} + \frac{1}{2} \frac{\sigma^2 (\mu^2 n + \theta^2)}{\mu^2 n + \theta^2 + \sigma^2}$$

with $\arg\inf_{\omega} \mathcal{E}_{i.i.d., k=n} = 1 \pm \sqrt[N]{\frac{\sigma^2}{\mu^2 n + \theta^2 + \sigma^2}}$ which is not attained. For the third case, the risk is independent of ω and after some transformations we get

$$\frac{1}{2} \frac{\sigma^2 \theta^2}{\sigma^2 + \theta^2} + \frac{1}{2} \frac{\sigma^2 (\mu^2 n + \theta^2)}{\mu^2 n + \theta^2 + \sigma^2},$$

which is equal to the infimum of the second case. With $C_{2,\min} = \frac{\mu^2 n + \theta^2}{\mu^2 n + \theta^2 + \sigma^2}$ and $C_{3,\min} = \frac{\theta^2}{\theta^2 + \sigma^2}$ corresponding to $1 - \sqrt[N]{\frac{\sigma^2}{\mu^2 n + \theta^2 + \sigma^2}} \leq \omega \leq 1 + \sqrt[N]{\frac{\sigma^2}{\mu^2 n + \theta^2 + \sigma^2}}$, it holds that the optimized risk is attained for $\omega \in \left[1 - \sqrt[N]{\frac{\sigma^2}{\mu^2 n + \theta^2 + \sigma^2}}, 1 + \sqrt[N]{\frac{\sigma^2}{\mu^2 n + \theta^2 + \sigma^2}} \right]$.

- N odd:

In this case, again, we analyze the optimized risk numerically.

REFERENCES

- [1] J. ADLER AND O. ÖKTEM, *Learned primal-dual reconstruction*, IEEE transactions on medical imaging, 37 (2018), pp. 1322–1332.
- [2] J. ADLER, A. RINGH, O. ÖKTEM, AND J. KARLSSON, *Learning to solve inverse problems using wasserstein loss*, arXiv preprint arXiv:1710.10898, (2017).
- [3] H. K. AGGARWAL, M. P. MANI, AND M. JACOB, *Modl: Model-based deep learning architecture for inverse problems*, IEEE transactions on medical imaging, 38 (2018), pp. 394–405.
- [4] G. S. ALBERTI, E. DE VITO, M. LASSAS, L. RATTI, AND M. SANTACESARIA, *Learning the optimal tikhonov regularizer for inverse problems*, Advances in Neural Information Processing Systems, 34 (2021).
- [5] S. ARRIDGE, P. MAASS, O. ÖKTEM, AND C.-B. SCHÖNLIEB, *Solving inverse problems using data-driven models*, Acta Numerica, 28 (2019), pp. 1–174.
- [6] J. F. BARD, *Practical bilevel optimization: algorithms and applications*, vol. 30, Springer Science & Business Media, 2013.
- [7] A. BECK AND M. TEOULLE, *A fast iterative shrinkage-thresholding algorithm with application to wavelet-based image deblurring*, in 2009 IEEE International Conference on Acoustics, Speech and Signal Processing, IEEE, 2009, pp. 693–696.
- [8] C. BERTOCCHI, E. CHOUZENOUX, M.-C. CORBINEAU, J.-C. PESQUET, AND M. PRATO, *Deep unfolding of a proximal interior point method for image restoration*, Inverse Problems, 36 (2020), p. 034005.
- [9] G. BLEKHERMAN, P. PARRILO, AND R. THOMAS, *Semidefinite Optimization and Convex Algebraic Geometry*, vol. 13 of MOS-SIAM Series on Optimization, SIAM and the Mathematical Optimization Society, Philadelphia, 2013.
- [10] S. BONETTINI AND T. SERAFINI, *Non-negatively constrained image deblurring with an inexact interior point method*, Journal of Computational and Applied Mathematics, 231 (2009), pp. 236–248.
- [11] Y. BOYKOV, O. VEKSLER, AND R. ZABIH, *Fast approximate energy minimization via graph cuts*, IEEE Transactions on pattern analysis and machine intelligence, 23 (2001), pp. 1222–1239.
- [12] J. BRACKEN AND J. T. MCGILL, *Mathematical programs with optimization problems in the constraints*, Operations Research, 21 (1973), pp. 37–44.

- [13] C. BRAUER, T. GERKMANN, AND D. LORENZ, *Sparse reconstruction of quantized speech signals*, in 2016 IEEE International Conference on Acoustics, Speech and Signal Processing (ICASSP), IEEE, 2016, pp. 5940–5944.
- [14] C. BRAUER, Z. ZHAO, D. LORENZ, AND T. FINGSCHIEDT, *Learning to dequantize speech signals by primal-dual networks: an approach for acoustic sensor networks*, in ICASSP 2019-2019 IEEE International Conference on Acoustics, Speech and Signal Processing (ICASSP), IEEE, 2019, pp. 7000–7004.
- [15] A. CHAMBOLLE AND T. POCK, *A first-order primal-dual algorithm for convex problems with applications to imaging*, Journal of mathematical imaging and vision, 40 (2011), pp. 120–145.
- [16] T. CHEN, X. CHEN, W. CHEN, H. HEATON, J. LIU, Z. WANG, AND W. YIN, *Learning to optimize: A primer and a benchmark*, arXiv preprint arXiv:2103.12828, (2021).
- [17] X. CHEN, J. LIU, Z. WANG, AND W. YIN, *Theoretical linear convergence of unfolded ista and its practical weights and thresholds*, Advances in Neural Information Processing Systems, 31 (2018).
- [18] Y. CHEN, W. FENG, R. RANFTL, H. QIAO, AND T. POCK, *A higher-order mrf based variational model for multiplicative noise reduction*, IEEE signal processing letters, 21 (2014), pp. 1370–1374.
- [19] B. COLSON, P. MARCOTTE, AND G. SAVARD, *An overview of bilevel optimization*, Annals of operations research, 153 (2007), pp. 235–256.
- [20] F. CUCKER AND D. X. ZHOU, *Learning theory: an approximation theory viewpoint*, vol. 24, Cambridge University Press, 2007.
- [21] M. CUTURI, *Sinkhorn distances: Lightspeed computation of optimal transport*, Advances in neural information processing systems, 26 (2013).
- [22] I. DAUBECHIES, M. DEFRISE, AND C. DE MOL, *An iterative thresholding algorithm for linear inverse problems with a sparsity constraint*, Communications on Pure and Applied Mathematics: A Journal Issued by the Courant Institute of Mathematical Sciences, 57 (2004), pp. 1413–1457.
- [23] S. DEMPE AND A. ZEMKOHO, *Bilevel optimization*, in Springer optimization and its applications. Vol. 161, Springer, 2020.
- [24] T. DIETTERICH, *Overfitting and undercomputing in machine learning*, ACM computing surveys (CSUR), 27 (1995), pp. 326–327.
- [25] S. GHADIMI AND M. WANG, *Approximation methods for bilevel programming*, arXiv preprint arXiv:1802.02246, (2018).
- [26] I. GOODFELLOW, Y. BENGIO, AND A. COURVILLE, *Deep learning*, MIT press, 2016.
- [27] K. GREGOR AND Y. LECUN, *Learning fast approximations of sparse coding*, in Proceedings of the 27th international conference on international conference on machine learning, 2010, pp. 399–406.
- [28] T. HASTIE, R. TIBSHIRANI, AND J. FRIEDMAN, *Overview of Supervised Learning*, Springer New York, New York, NY, 2009, pp. 9–41, https://doi.org/10.1007/978-0-387-84858-7_2, https://doi.org/10.1007/978-0-387-84858-7_2.
- [29] S. ILIMAN AND T. DE WOLFF, *Amoebas, nonnegative polynomials and sums of squares supported on circuits*, Res. Math. Sci., 3 (2016).
- [30] S. ILIMAN AND T. DE WOLFF, *Lower bounds for polynomials with simplex newton polytopes based on geometric programming*, SIAM J. Optim., 26 (2016), pp. 1128–1146.
- [31] B. JIN AND P. MAASS, *Sparsity regularization for parameter identification problems*, Inverse Problems, 28 (2012), p. 123001.
- [32] J. KAPPES, B. ANDRES, F. HAMPRECHT, C. SCHNORR, S. NOWOZIN, D. BATRA, S. KIM, B. KAUSLER, J. LELLMANN, N. KOMODAKIS, ET AL., *A comparative study of modern inference techniques for discrete energy minimization problems*, in Proceedings of the IEEE conference on computer vision and pattern recognition, 2013, pp. 1328–1335.
- [33] V. KOLMOGOROV AND C. ROTHER, *Comparison of energy minimization algorithms for highly connected graphs*, in European Conference on Computer Vision, Springer, 2006, pp. 1–15.
- [34] J. LASSERRE, *An Introduction to Polynomial and Semi-Algebraic Optimization*, vol. 1 of Cambridge Texts in Applied Mathematics, Cambridge University Press, 2015.
- [35] Y. LECUN, Y. BENGIO, AND G. HINTON, *Deep learning*, nature, 521 (2015), pp. 436–444.
- [36] Y. LI AND S. OSHER, *Coordinate descent optimization for l_1 minimization with application to compressed sensing; a greedy algorithm*, Inverse Problems & Imaging, 3 (2009), p. 487.
- [37] J. LIU AND X. CHEN, *Alista: Analytic weights are as good as learned weights in lista*, in International Conference on Learning Representations (ICLR), 2019.

- [38] R. LIU, S. CHENG, L. MA, X. FAN, AND Z. LUO, *Deep proximal unrolling: Algorithmic framework, convergence analysis and applications*, IEEE Transactions on Image Processing, 28 (2019), pp. 5013–5026.
- [39] B. MALÉZIEUX, T. MOREAU, AND M. KOWALSKI, *Understanding approximate and unrolled dictionary learning for pattern recovery*, in International Conference on Learning Representations, 2022.
- [40] V. MONGA, Y. LI, AND Y. C. ELDAR, *Algorithm unrolling: Interpretable, efficient deep learning for signal and image processing*, IEEE Signal Processing Magazine, 38 (2021), pp. 18–44.
- [41] M. NIKOLOVA, *Energy minimization methods*, in Handbook of Mathematical Methods in Imaging, O. Scherzer, ed., Springer, 2011, pp. 138–186.
- [42] B. A. OLSHAUSEN AND D. J. FIELD, *Emergence of simple-cell receptive field properties by learning a sparse code for natural images*, Nature, 381 (1996), pp. 607–609.
- [43] G. ONGIE, A. JALAL, C. A. METZLER, R. G. BARANIUK, A. G. DIMAKIS, AND R. WILLETT, *Deep learning techniques for inverse problems in imaging*, IEEE Journal on Selected Areas in Information Theory, 1 (2020), pp. 39–56.
- [44] S. ROTH AND M. J. BLACK, *Fields of experts*, International Journal of Computer Vision, 82 (2009), pp. 205–229.
- [45] W. SAMEK, G. MONTAVON, A. VEDALDI, L. K. HANSEN, AND K.-R. MÜLLER, *Explainable AI: interpreting, explaining and visualizing deep learning*, vol. 11700, Springer Nature, 2019.
- [46] O. SCHERZER, M. GRASMAIR, H. GROSSAUER, M. HALTMEIER, AND F. LENZEN, *Variational Methods in Imaging*, Springer New York, NY, 2009.
- [47] A. SINHA, P. MALO, AND K. DEB, *A review on bilevel optimization: from classical to evolutionary approaches and applications*, IEEE Transactions on Evolutionary Computation, 22 (2017), pp. 276–295.
- [48] R. SZELISKI, R. ZABIH, D. SCHARSTEIN, O. VEKSLER, V. KOLMOGOROV, A. AGARWALA, M. TAPPEN, AND C. ROTHER, *A comparative study of energy minimization methods for markov random fields*, in European conference on computer vision, Springer, 2006, pp. 16–29.
- [49] S. TAKABE AND T. WADAYAMA, *Theoretical interpretation of learned step size in deep-unfolded gradient descent*, arXiv preprint arXiv:2001.05142, (2020).
- [50] L. A. VESE AND C. LE GUYADER, *Variational methods in image processing*, CRC Press Boca Raton, FL, 2016.