

TWO-TAILED AVERAGING

Anytime, Adaptive, Once-in-a-While Optimal
Weight Averaging for Better Generalization

Gábor Melis

melisgl@google.com

DeepMind, UCL; London, UK

ABSTRACT

Tail Averaging improves on Polyak averaging’s non-asymptotic behaviour by excluding a number of leading iterates of stochastic optimization from its calculations. In practice, with a finite number of optimization steps and a learning rate that cannot be annealed to zero, Tail Averaging can get much closer to a local minimum point of the training loss than either the individual iterates or the Polyak average. However, the number of leading iterates to ignore is an important hyperparameter, and starting averaging too early or too late leads to inefficient use of resources or suboptimal solutions. Our work focusses on improving generalization, which makes setting this hyperparameter even more difficult, especially in the presence of other hyperparameters and overfitting. Furthermore, before averaging starts, the loss is only weakly informative of the final performance, which makes early stopping unreliable. To alleviate these problems, we propose an anytime variant of Tail Averaging intended for improving generalization not pure optimization, that has no hyperparameters and approximates the optimal tail at all optimization steps. Our algorithm is based on two running averages with adaptive lengths bounded in terms of the optimal tail length, one of which achieves approximate optimality with some regularity. Requiring only the additional storage for two sets of weights and periodic evaluation of the loss, the proposed Two-Tailed Averaging algorithm is a practical and widely applicable method for improving generalization.

1 INTRODUCTION

For the series of iterates produced by Stochastic Gradient Descent (SGD) [Robbins and Monro, 1985] to converge

to a local minimum point of the training loss, the learning rate must be annealed to zero. Polyak averaging [Polyak and Juditsky, 1992, Ruppert, 1988] improves on SGD and achieves a statistically optimal convergence rate by averaging all iterates to produce the final solution. Tail or suffix averaging [Jain et al., 2018, Rakhlin et al., 2011] takes this further and improves the non-asymptotic behaviour by dropping a number of leading iterates from the average, speeding up the decay of the effect of the initial state while allowing the learning rate to stay constant. Both of these properties are advantageous in practice, where a finite number of optimization steps are taken, and because large learning rates may bias optimization towards flatter and wider minima, which improves generalization [Hochreiter and Schmidhuber, 1997, Keskar et al., 2016]. Focussing on large learning rates and generalization, Izmailov et al. [2018] propose Stochastic Weight Averaging (SWA), which takes the same form as Tail Averaging but is motivated from an ensembling point of view.

Tail Averaging starts after a given number of optimization steps. Setting this hyperparameter to minimize the training loss already poses some difficulties, which only become more pronounced and numerous in the context of generalization, our primary focus in this work.

- Triggering averaging too early is inefficient as the average must grow long to forget early weights.
- Triggering averaging too late is inefficient as it does not use valuable information.
- Tuning dependent hyperparameters becomes harder.
- Early stopping is unreliable due to learning curves having a sudden drop at the onset of averaging.

Motivated by these problems, we propose the Two-Tailed Averaging algorithm with the following features:

- *Anytime*: An estimate of the optimal tail is available at all optimization steps.

- *Adaptive*: It has no hyperparameters. The number of weights averaged (the *length* of the tail) is determined adaptively based on the evolution of generalization performance.
- *Optimal once in a while*: The tail length achieves near optimality regularly.

The algorithm is very easy to implement. Its principal cost is the storage for a second running average, and it also performs more evaluations of generalization performance (e.g. the validation loss). The main idea, sketched in Figure 1, is to maintain two running averages of optimization iterates: a *short* and a *long* one, with the long average being our estimate of the optimal weights.

2 RELATED WORKS

2.1 Averaging in Pure Optimization

Polyak averaging as originally proposed [Ruppert, 1988, Polyak and Juditsky, 1992] computes the equally weighted average $\bar{\theta}_t = \frac{1}{t+1} \sum_{i=0}^t \theta_i$ of all iterates θ_i from the optimizer up to the current time step t . The convergence rate of $\bar{\theta}_t$ was analyzed in the convex case with an appropriately decaying learning rate. Beyond this strictest interpretation, Polyak (or Polyak–Ruppert) averaging may refer to using $\bar{\theta}_t$ without the convexity assumption, without a decaying learning rate, or with another optimizer such as Adam [Kingma and Ba, 2014].

In practice, where finite budget considerations override the asymptotic optimality guarantees offered by the theory, Polyak averaging may refer to an exponential moving average (EMA) of the form

$$\begin{aligned} \bar{\theta}_0 &= \theta_0, \\ \bar{\theta}_t &= (1 - \beta_t)\theta_t + \beta_t\bar{\theta}_{t-1} \quad (t \geq 1), \end{aligned} \quad (1)$$

where $\beta_t < 1$ may be a constant near 1 or it may be scheduled as in Martens [2020]. The idea here is to improve the rate of decay of the effect of the initial error by downweighting early iterates.

Tail Averaging (TA) [Jain et al., 2018], also known as Suffix Averaging [Rakhlin et al., 2011], considers a finite optimization budget of n steps with a constant learning rate. At the cost of introducing a hyperparameter s to control the start of averaging, it improves the rate of decay of the effect of the initial error while obtaining near-minimax rates on the variance. Tail Averaging is defined as

$$\begin{aligned} \bar{\theta}_t &= \theta_t & (t < s), \\ \bar{\theta}_t &= \frac{1}{t-s+1} \sum_{i=s}^t \theta_i & (t \geq s). \end{aligned} \quad (2)$$

Alternatively, the number of iterates to average may change in proportion to the current time step:

$$\bar{\theta}_t = \frac{1}{\lceil ct \rceil} \sum_{i=t+1-\lceil ct \rceil}^t \theta_i \quad (t \geq s),$$

where $c \in (0, 1)$ is a hyperparameter. Roux [2019] discusses how to approximate averages of this form without excessive storage needs but do not consider how to automatically adjust the length.

All in all, we have discussed a few representative averaging methods intended for pure optimization but often repurposed for improving generalization by tuning their hyperparameters. Although there are interesting developments in this area [Shamir and Zhang, 2013, Lacoste-Julien et al., 2012], we now move on to the main focus of this work, averaging for improving generalization.

2.2 Averaging for Generalization

In work parallel to Tail Averaging, Izmailov et al. [2018] propose Stochastic Weight Averaging (SWA), an additional stage of optimization with a constant or cyclical learning rate, which computes an equally weighted average of iterates. SWA can be motivated heuristically in the following way: with the high learning rate, it seeks out wider and flatter basins in the training loss surface to improve generalization, but the high learning rate also prevents it from reaching the bottom of the basin, so the weights bounce around it, thus taking their average should land closer to the minimum point. The SWA algorithm is almost identical to Tail Averaging (except for a possibly cyclical learning rate and a periodic subsampling of iterates), but it is motivated from the angle of ensembling and generalization not of optimization.

If our goal is to improve generalization, the decision of when to start averaging the weights should depend on generalization performance. Indeed, Merity et al. [2017] propose an algorithm much like SWA, where averaging is triggered when the validation loss does not improve for a fixed number of optimization steps, which trades one hyperparameter for another and is sensitive to noise in the evaluation of the generalization loss. In other related work, Guo et al. [2022] investigate the repeated application of SWA. Their method is not informed by the validation loss and requires the schedule of multiple SWA stages to be specified. Finally, taking the exponential moving average of iterates is also sensitive to its hyperparameter, the decay rate.

In summary, existing averaging methods for generalization that behave well in practice all have one or more hyperparameters to govern the weighting of early iterates.

Algorithm 1: The core Two-Tailed Averaging algorithm. It has 2 running averages, a short one θ^S and a long one θ^L with $S \leq L$ number of optimization iterates averaged. If the loss with θ^S becomes lower or equal to the loss with θ^L , then we empty the long average, which becomes the short one.

Require: generalization loss function f , optimization iterates θ_t , evaluation period E

```

1:  $S, \theta^S, L, \theta^L \leftarrow 0, \mathbf{0}, \mathbf{0}, \mathbf{0}$ 
2:
3: procedure add_weights( $\theta$ )
4:    $S, \theta^S \leftarrow S + 1, \theta^S + (\theta - \theta^S)/(S + 1)$ 
5:    $L, \theta^L \leftarrow L + 1, \theta^L + (\theta - \theta^L)/(L + 1)$ 
6:
7: procedure switch
8:    $S, L, \theta^L \leftarrow 0, S, \theta^S$ 
9:
10: function evaluate_and_adapt( $\theta, f$ )
11:    $F^S, F^L \leftarrow f(\theta^S), f(\theta^L)$ 
12:   if  $F^S \leq F^L$  then
13:      $F^L \leftarrow F^S$ 
14:     switch()
15:   return  $F^L, \theta^L, L$ 
16:
17: for  $t \leftarrow 1, 2, \dots$  do
18:   add_weights( $\theta_t$ )
19:   if  $t \bmod E = 0$  then
20:      $f_{\bar{\theta}}, \bar{\theta}, len \leftarrow \text{evaluate\_and\_adapt}(\theta_t, f)$ 
21:     report( $t, f_{\bar{\theta}}, \bar{\theta}, len$ )

```

5 ANALYSIS OF THE ALGORITHM

Our analysis hinges on simplifying assumptions, which follow from, for example, a monotonically decreasing loss and averaging producing diminishing returns as the length increases. They represent idealized circumstances; we discuss their validity and failures in §5.1.

Assumption 1. For all n , as a function of $\Delta \in [0, E, 2E, \dots, \mathcal{O}_E(n)]$, $f(\text{avg}(n, \Delta))$ is monotonically decreasing, where $\mathcal{O}_E(n) = \lfloor \mathcal{O}(n)/E \rfloor E$. That is, for any given evaluation step n , averaging more iterates from the past monotonically improves f until about the optimum length.

Assumption 2. For all n and n_+ , such that $n_+ \geq \mathcal{O}^E(n)$, $f(\text{avg}(n, \mathcal{O}^E(n))) \leq f(\text{avg}(n, n_+))$, where $\mathcal{O}^E(n) = \lfloor \mathcal{O}(n)/E \rfloor E$. That is, averaging slightly more than optimal is better than averaging a lot more.

Assumption 3. $\forall n: \exists n_s: \mathcal{O}(n + n_s) - \mathcal{O}(n) < n_s$, that is, the optimal average forgets over a sufficiently long interval.

Algorithm 2: Extensions to Two-Tailed Averaging. This is the version recommended for use in practice. The parts unchanged from Algorithm 1 are grayed out. There are two extensions. First, the short and long averages are reset if they are stagnating (i.e. they have not improved for a few evaluations). This reset heuristic makes the algorithm quicker to adapt when Assumption 4 is violated (see §5.1). Second, we defer to non-averaged weights very early in training.

```

1: function evaluate_and_adapt( $\theta, f$ )
2:    $F^1, F^S, F^L \leftarrow f(\theta), f(\theta^S), f(\theta^L)$ 
3:   if  $F^S \leq F^L$  or  $F^L$  is stagnating then
4:      $F^L \leftarrow F^S$ 
5:     switch()
6:   else if  $F^S$  is stagnating then
7:      $S \leftarrow 0$ 
8:   if  $L > 1$  and  $F^1 \leq F^L$  then
9:     if  $L = E$  then
10:       $S, L \leftarrow 0, 0$ 
11:     return  $F^1, \theta, 1$ 
12:   return  $F^L, \theta^L, L$ 

```

Assumption 4. $\mathcal{O}(n) \leq \mathcal{O}(n + E)$, that is, the optimal number of weights to average is monotonically increasing from one evaluation to the next.

Let $S(t)$, $\theta^S(t)$, $L(t)$, and $\theta^L(t)$ stand for the values of variables S , θ^S , L , and θ^L in Algorithm 1, respectively, after t times through the loop. Similarly, let $S'(t)$, $\theta^{S'}(t)$, $L'(t)$, and $\theta^{L'}(t)$ stand for the values of the same variables at the same iteration but after Algorithm 1 (i.e. before the possible switch of the short and long averages). Furthermore, we introduce the shorthands $f^X(t) = f(\text{avg}(t, X(t)))$ for $X \in \{S, S', L, L', \mathcal{O}\}$ with $f^X(t) = +\infty$ if $X(t) = 0$.

Definition 1 (Switch point). We say that n is a switch point if at $t = n$ Algorithm 1 is executed, that is, when the short average becomes at least as good as the long average with respect to the loss, and consequently the long average is reset. We denote the most recent switch point before iteration t with $\text{SP}(t)$, where $\text{SP}(t) < t$. If there is no such switch point, then $\text{SP}(t) = -1$.

Assumption 4 states that the optimal averaging length monotonically increases, so to simplify the analysis, without loss of generality, we assume throughout that the raw loss F^1 has already been eclipsed by F^L at the first evaluation. We also assume that the reset heuristic cannot trigger. In effect, we ignore the extensions in Algorithm 2 and analyze the core logic in Algorithm 1. For the proofs of the following propositions, see Appendix A.

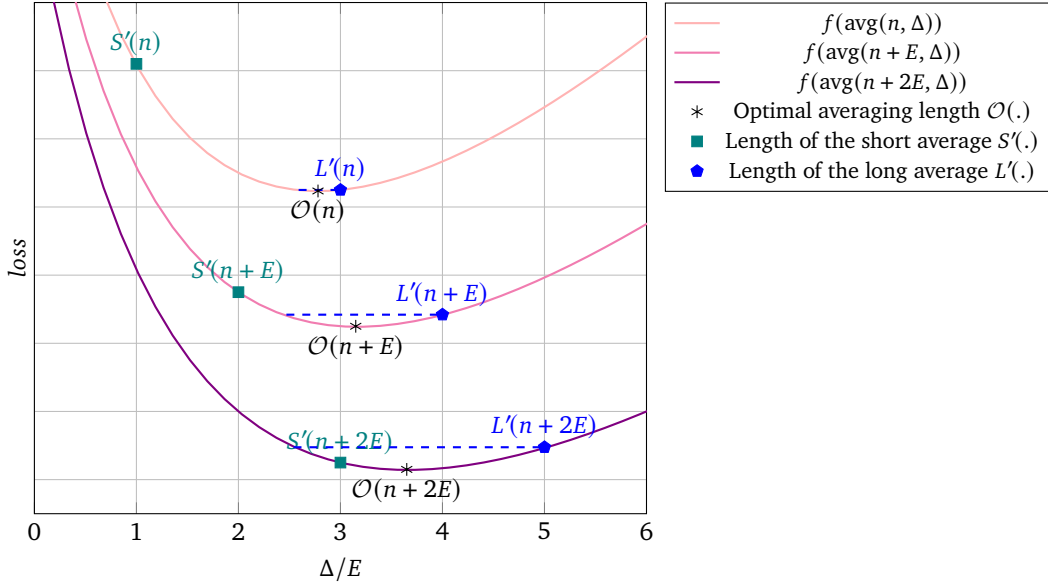


Figure 2: Idealized illustration of switching. The three curves show the loss as a function of averaging length at three subsequent evaluations (at optimization steps n , $n + E$, and $n + 2E$). The raw loss keeps improving, hence later evaluations have lower loss curves. The optimal averaging length increases, $\mathcal{O}(n) \leq \mathcal{O}(n + E) \leq \mathcal{O}(n + 2E)$, as per Assumption 4. At $t = n + 2E$, where the loss of the short average dips below the loss of the long average, the long average is reset, and the short average becomes the long average, so we have $S(n + 2E) = 0$ and $L(n + 2E) = S'(n + 2E)$.

Proposition 1 (Bounds for the averaging lengths). *The lengths of the short and long averages are bounded as $S(n) < \mathcal{O}(n)$ and $L(n) < 2\mathcal{O}(n) + E$.*

Proposition 2 (Infinite number of switch points). *Switch points keep coming, that is, $\forall n: \exists n_s \geq n: \text{SP}(n_s) \neq -1$.*

Proposition 3 (Once-in-a-while optimality). *Between any two subsequent switch points n_1 and n_2 , the long average is nearly optimal at least once. Formally, $\exists n \in [n_1, n_2 - E]: L(n) = \mathcal{O}^E(n) \vee L(n) = \mathcal{O}_E(n)$.*

In short, we have shown that the long average is at most twice as long as optimal, there are infinitely many switch points, and between any two switch points the long average is approximately optimal at least once. Our results are in terms of lengths of averages, and relating the actual loss with the long average f^L to the loss with the optimal length $f^{\mathcal{O}}$ would be desirable. Here, we informally point out that, all things being equal, the worse f^L gets relative to $f^{\mathcal{O}}$, the quicker f^S is to catch up with f^L , making long periods of highly suboptimal solution less likely. Formalizing this notion requires making further assumptions about the loss-vs-averaging-length function (of the kind plotted in Figure 2) and would make analysis considerably more cumbersome.

5.1 When Assumptions Fail

To augment the theoretical analysis, which is based on idealized assumptions, we make the following observations. The strongest assumption by far is Assumption 1. It says that increasing the averaging length monotonically improves f until the optimum. Since stochastic optimization produces noisy iterates, this does not hold exactly in practice. However, the length of the shortest average is one evaluation period, and its variance is inversely proportional to E . Thus, the likelihood of noise posing a problem can be very small. In terms of the loss, the algorithm is fairly robust to when the assumption holds only approximately because small deviations of $f(\text{avg}(n, \Delta))$ from monotonicity can change switch times only when f^S and f^L are close.

Assumption 2 says that averaging slightly more iterates than optimal (i.e. rounded up to the evaluation period) is better than averaging a lot more. This is a weak assumption due to subsequent iterates being highly correlated. If it is violated sporadically, the algorithm can fail to detect when the short average becomes longer than optimal, which delays the switch.

Assumption 3 failing means that the optimal average incorporates all new iterates without ever dropping old ones. In this case, the short average, which is always

shorter than optimal, will be a constant number of iterates behind and its loss will converge to the loss of the optimal average. If the long average is shorter than optimal, then the same argument applies to it. If the long average is longer than optimal, then eventually a switch will happen. In either case, the loss of the long average converges to that of the optimal average.

Regarding Assumption 4, $\mathcal{O}(n) \leq \mathcal{O}(n + E)$ can fail if the improvement of the raw loss accelerates, but that is a rather uncommon and temporary occurrence. It may also fail if the raw loss has started to worsen due to overfitting or optimization has escaped from one basin to the next and the average is slowly climbing the ridge separating them or when the loss landscape changes during learning in a non-stationary environment. With the exception of accelerating improvement, these are likely to be caught by the reset heuristic, wherein the long average is reset if its loss does not improve for a few evaluations (see Algorithm 2). The reset heuristic can trigger when it should not, i.e. when Assumption 4 holds. Such a spurious reset makes the estimate of the long average worse either directly or indirectly by delaying the next switch. Either way, without further violations of this assumption, the algorithm recovers by the next switch. Note that 2TA cannot in general correct overfitting, although the reset heuristic may help in the unlikely event that overfitting is transitory.

All in all, we can expect the algorithm to display some degree of robustness to minor violations of the assumptions. In practice, we recommend choosing a reasonably large E to reduce the noise originating from the stochasticity of optimization.

5.2 A Note on Pure Optimization

Applying 2TA to pure optimization is unlikely to bring about practical benefits because of the evaluation cost. For example, if f computes the loss over the entire training set and evaluation is performed every epoch, then the cost of optimization is effectively doubled. Furthermore, as we have pointed out above, Assumption 1 does not hold exactly with stochastic optimization: the short average can get lucky and become better than the long one (causing a switch) but then quickly succumb to variance and become worse as new iterates are added to it. Thus, the averaged weights of Algorithms 1 and 2 do not converge in the strict sense, although this point is somewhat moot because – due to the mismatch between the true and the training losses – convergence in the training loss is almost never desirable when optimizing for generalization. Nevertheless, it is instructive to consider how

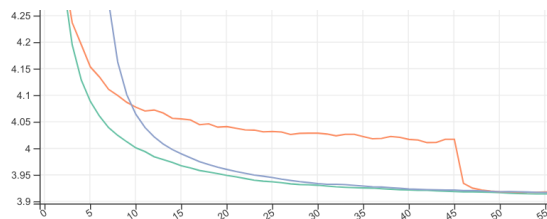


Figure 3: Validation loss with Two-Tailed Averaging (2TA, green), Tail Averaging (TA, orange), and an exponential moving average (EMA, blue) of weights on language modelling on Penn Treebank. For both TA and EMA, their hyperparameters (the start time and the decay rate) were tuned to minimize the final loss, so it is not a surprise that all three have similar optima. 2TA has no hyperparameters and produces much better early solutions. These two factors make tuning easier and early stopping much more reliable. Additionally, the noise in the raw loss is effectively smoothed out. Note that while the 2TA loss decreases monotonically, gentler and steeper slopes are manifest before and after switch points, respectively.

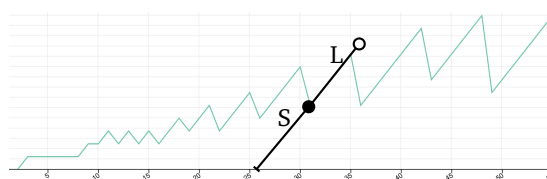


Figure 4: Length of the long average (L) vs number of evaluations of 2TA in Figure 3. Note how the heights of both peaks and valleys increase almost monotonically. Also, the correspondence between this figure and the schematic in Figure 1 is illustrated on one of the S and L intervals.

the algorithm behaves when f is the training loss as the limit of the common case where f is the validation loss, both the training and the validation sets consist of i.i.d. samples from the same distribution, and their sizes tend to infinity. Focussing on the setting where convergence results are available for Polyak and Tail Averaging, we show in Appendix B that 2TA converges in probability to the optimum in ordinary least squares regression. We also show that the losses of the short averages at switch points monotonically decrease if f is convex.

6 EXPERIMENTS

Tail Averaging or Stochastic Weight Averaging have been shown previously to be beneficial not only in theory and on simulated data [Jain et al., 2018] but also in language modelling [Merity et al., 2017, Melis et al., 2019] and image classification [Izmailov et al., 2018] experiments. Hence, in this work, we restrict our attention to experiments in a single domain to corroborate the analysis in

§5. Our goals are to *i)* verify that 2TA is on par with well-tuned TA and EMA, *ii)* explore the effect of basing the switching logic on the training instead of the validation loss, *iii)* demonstrate robustness to the choice of evaluation period, *iv)* and check whether the assumptions in §5 hold in practice.

In particular, we trained a recurrent language model with several hyperparameters on Penn Treebank [Mikolov et al., 2010] using the Rectified Adam optimizer [Liu et al., 2019], evaluating every 1000 optimization steps. The hyperparameters were tuned separately for 2TA, TA eq. (2), and EMA eq. (1). Figure 3 shows that the final validation losses with all methods are very close, but early losses with 2TA are much better. This is expected because TA and EMA are not flexible enough to produce optimal averaging lengths at multiple points along the learning curve despite having an extra hyperparameter. Conversely, 2TA has at least one nearly optimal solution between any two subsequent peaks (i.e. switch points) in Figure 4 despite having no hyperparameters.

We also tried the version of the algorithm where the switching logic was based on comparison of the training losses of the short and long averages instead of the validation losses, but the true validation losses were reported. On this particular language modelling task, the best validation loss with the modified algorithm worsened moderately (3.93 vs 3.92) and was well below the raw validation loss (4.02). Results on the test set exhibited the same gap. Since the modified 2TA was minimizing the training loss, the smoothness of the reported validation losses observed in Figure 3 were lost in the process. Similar results were obtained by scheduling a learning rate drop without averaging.

To explore the effect of the evaluation period E , we tuned models with four times larger and four times smaller E than in our previously discussed experiments. As expected, the best final results were very close to each other, with shorter periods having an advantage early in training as the raw loss F^1 was more quickly eclipsed by F^L .

In addition, we found that the assumptions made in §5 held rather well: F^L in Figure 3, and the averaging lengths tended to change monotonically (see heights of peaks and valleys in Figure 4), making our length-based theoretical results more closely linked to the actual loss. When that was not the case, we found that the raw loss F^1 had started to worsen due to overfitting or, much more rarely, optimization had entered a new basin, violating Assumption 4. Figure 5 and Figure 6 demonstrate the reset heuristic being triggered in these cases. Finally, TA and 2TA having almost identical final validation losses weakly supports our assumptions, although a conclusive

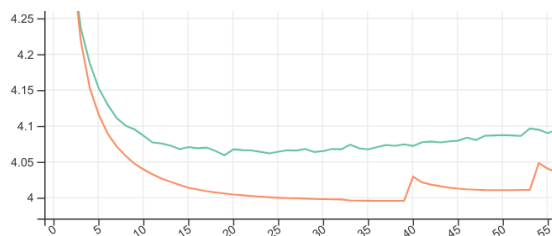


Figure 5: Raw (green) and 2TA (orange) validation loss with overfitting. The averaged loss bottoms out due to overfitting. Thus when the averages are reset (twice), the validation loss does not recover. Although the losses reported after the reset are suboptimal, it does not really matter as a better loss was reported already.

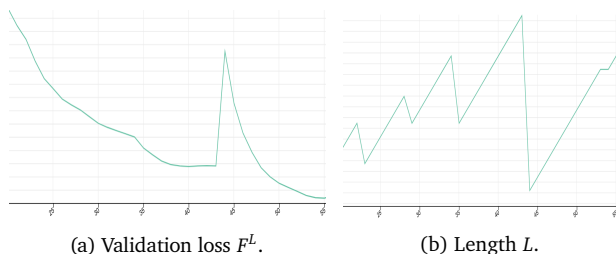


Figure 6: Example of optimization entering a new basin. At $t = 40E$ the validation loss with the long average bottoms out and starts to slightly worsen. This is detected at $t = 43E$, and both averages are reset. With the averages now way too short, the loss spikes but then recovers.

demonstration would need to plot the results obtained with TA tuned separately for each evaluation.

7 CONCLUSIONS

Tail averaging improves on Polyak averaging’s non-asymptotic behaviour by excluding a number of leading iterates of stochastic optimization from its calculations. In practice, with a finite number of optimization steps and a learning rate that cannot be annealed to zero, Tail Averaging can get much closer to a local minimum point of the training loss than either the individual iterates or the Polyak average. However, the number of leading iterates to ignore is an important hyperparameter, and starting averaging too early or too late leads to inefficient use of resources or suboptimal solutions. Our work focussed on improving generalization, which makes setting this hyperparameter even more difficult, especially in the presence of other hyperparameters and overfitting. Furthermore, before averaging starts, the loss is only weakly informative of the final performance, which makes early

stopping unreliable. To alleviate these problems, we propose an anytime variant of Tail Averaging intended for improving generalization not pure optimization that has no hyperparameters and approximates the optimal tail at all optimization steps. Our algorithm is based on two running averages with adaptive lengths bounded in terms of the optimal tail length, one of which achieves approximate optimality with some regularity.

In summary, we presented a variant of Tail Averaging and Stochastic Weight Averaging based on two running averages. Compared to them, Two-Tailed Averaging requires additional storage for the second running average and relies on periodic evaluation of generalization performance. In return, 2TA removes a hyperparameter and provides an estimate of the optimal tail at all optimization steps. This makes hyperparameter tuning easier and early evaluation more representative of final performance, allowing it to support early and anytime stopping better. Owing to its simplicity, low implementation cost and adaptivity, 2TA is a practical and widely applicable method for improving generalization.

Looking beyond the scope of this work, exploring the relationship between iterate averaging and learning rate schedules is a promising direction as existing [Merity et al., 2017] and our own limited experimental results indicate that dropping the learning rate and Tail Averaging perform comparably. The properties of our algorithm are particularly compelling for continual learning: by allowing the learning rate to remain high and being able to adapt the averaging length to changing circumstances, 2TA lets the model maintain high plasticity while reaping the benefits of averaging.

In addition, averaging weights can be viewed as a cheap approximation to averaging predictions when the averaged weights reside in a region with a suitable geometry. The combination of averaging weights within such regions and averaging predictions over regions (each with its own weight average) could potentially achieve a better loss than weight averaging alone at much lower storage and evaluation cost than pure prediction averaging. We leave these avenues for future work to explore.

REFERENCES

Hao Guo, Jiyong Jin, and Bin Liu. Stochastic weight averaging revisited. *arXiv preprint arXiv:2201.00519*, 2022.

Sepp Hochreiter and Jürgen Schmidhuber. Flat minima. *Neural computation*, 9(1):1–42, 1997.

Pavel Izmailov, Dmitrii Podoprikin, Timur Garipov, Dmitry Vetrov, and Andrew Gordon Wilson. Averaging weights leads to wider optima and better generalization. *arXiv preprint arXiv:1803.05407*, 2018.

Prateek Jain, Sham Kakade, Rahul Kidambi, Praneeth Netrapalli, and Aaron Sidford. Parallelizing stochastic gradient descent for least squares regression: mini-batching, averaging, and model misspecification. *Journal of Machine Learning Research*, 18, 2018.

Nitish Shirish Keskar, Dheevatsa Mudigere, Jorge Nocedal, Mikhail Smelyanskiy, and Ping Tak Peter Tang. On large-batch training for deep learning: Generalization gap and sharp minima. *arXiv preprint arXiv:1609.04836*, 2016.

Diederik P Kingma and Jimmy Ba. Adam: A method for stochastic optimization. *arXiv preprint arXiv:1412.6980*, 2014.

Simon Lacoste-Julien, Mark Schmidt, and Francis Bach. A simpler approach to obtaining an $o(1/t)$ convergence rate for the projected stochastic subgradient method. *arXiv preprint arXiv:1212.2002*, 2012.

Liyuan Liu, Haoming Jiang, Pengcheng He, Weizhu Chen, Xiaodong Liu, Jianfeng Gao, and Jiawei Han. On the variance of the adaptive learning rate and beyond. *arXiv preprint arXiv:1908.03265*, 2019.

James Martens. New insights and perspectives on the natural gradient method. *The Journal of Machine Learning Research*, 21(1):5776–5851, 2020.

Gábor Melis, Tomáš Kočiský, and Phil Blunsom. Mogrifier LSTM. *arXiv preprint arXiv:1909.01792*, 2019.

Stephen Merity, Nitish Shirish Keskar, and Richard Socher. Regularizing and optimizing LSTM language models. *arXiv preprint arXiv:1708.02182*, 2017.

Tomas Mikolov, Martin Karafiát, Lukas Burget, Jan Cernocký, and Sanjeev Khudanpur. Recurrent neural network based language model. In *Interspeech*, volume 2, page 3, 2010.

Boris T Polyak and Anatoli B Juditsky. Acceleration of stochastic approximation by averaging. *SIAM journal on control and optimization*, 30(4):838–855, 1992.

Alexander Rakhlin, Ohad Shamir, and Karthik Sridharan. Making gradient descent optimal for strongly convex stochastic optimization. *arXiv preprint arXiv:1109.5647*, 2011.

Herbert Robbins and Sutton Monro. A stochastic approximation method. In *Herbert Robbins Selected Papers*, pages 102–109. Springer, 1985.

Nicolas Le Roux. Anytime tail averaging, 2019.

David Ruppert. Efficient estimations from a slowly convergent Robbins-Monro process. Technical report, Cornell University Operations Research and Industrial Engineering, 1988.

Ohad Shamir and Tong Zhang. Stochastic gradient descent for non-smooth optimization: Convergence results and optimal averaging schemes. In *International conference on machine learning*, pages 71–79. PMLR, 2013.

Lu Yu, Krishnakumar Balasubramanian, Stanislav Volgushev, and Murat A Erdogdu. An analysis of constant step size SGD in the non-convex regime: Asymptotic normality and bias. *arXiv preprint arXiv:2006.07904v2*, 2020.

A PROOFS FOR THE ANALYSIS OF THE ALGORITHM

First, we list a couple of basic properties then restate the propositions from §5 and provide proofs.

Proposition 4 (Basic properties). $\forall t \geq E$: and $\forall n \geq E$:

- (i) $E \mid S(n), E \mid L(n)$
- (ii) $S(n) \leq L(n) \leq n$
- (iii) $f^S(n) > f^L(n)$
- (iv) $L(t) = S(t) + S'(\text{SP}(t))$ if $\text{SP}(t) \neq -1$ else $L(t) = S(t)$

Item (i) states that the averaging lengths are multiples of the evaluation period; (ii) follows from that the lengths increase by 1 at every iteration except at switches, where S is reset to 0; (iii) is because we switch if it is not true; and (iv) expresses that all long averages except the first are continuations of the previous short average.

Proposition 1 (Bounds for the averaging lengths). *The lengths of the short and long averages are bounded as $S(n) < \mathcal{O}(n)$ and $L(n) < 2\mathcal{O}(n) + E$.*

Proof. We prove $S(n) < \mathcal{O}(n)$ by contradiction. Suppose $\mathcal{O}(n_0) \leq S(n_0)$ for some n_0 . As $\mathcal{O}(n)$ is monotonically increasing and $S(n)$ increases by E , there exists $n \leq n_0$ such that $\mathcal{O}^E(n) = S(n)$. Since $S(n) \leq L(n)$ (by (ii) of Proposition 4), from Assumption 2 and $\mathcal{O}^E(n) = S(n) \leq L(n)$, we have that $f^S(n) \leq f^L(n)$, which contradicts (iii) of Proposition 4.

Next, we prove $L(n) < 2\mathcal{O}(n) + E$. From (iv) of Proposition 4, we have that at the beginning, when there has not yet been a switch, $L(t) = S(t)$, else $L(t) = S(t) + S'(\text{SP}(t))$ for all t . In the first case, $L(n) = S(n) < \mathcal{O}(n) < 2\mathcal{O}(n) + E$, and we are done.

In the second, usual case, $L(n) = S(n) + S'(\text{SP}(n))$. That is, the length of the current long average is the sum of the lengths of the current and the previously finished short average. Since $S(n) < \mathcal{O}(n)$ and $S'(\text{SP}(n)) = S(\text{SP}(n) - E) + E$, so $L(n) < \mathcal{O}(n) + S(\text{SP}(n) - E) + E$, from which $L(n) < \mathcal{O}(n) + \mathcal{O}(\text{SP}(n) - E) + E$. Finally, from the monotonicity of \mathcal{O} in Assumption 4, $\mathcal{O}(\text{SP}(n) - E) \leq \mathcal{O}(n)$, we get $L(n) < 2\mathcal{O}(n) + E$.

Proposition 2 (Infinite number of switch points). *Switch points keep coming, that is, $\forall n: \exists n_s \geq n: \text{SP}(n_s) \neq -1$.*

Proof. Because $S(n) < \mathcal{O}(n)$ and $S(n)$ increases by E between switch points, it must catch $\mathcal{O}(n)$ at some step n_s because $\mathcal{O}(n)$ grows more slowly by Assumption 3. At the point where $S(n_s) = \mathcal{O}^E(n_s)$, $f^S(n_s) \leq f^L(n_s)$ by Assumption 2, thus there must be a switch.

Proposition 3 (Once-in-a-while optimality). *Between any two subsequent switch points n_1 and n_2 , the long average is nearly optimal at least once. Formally, $\exists n \in [n_1, n_2 - E]: L(n) = \mathcal{O}^E(n) \vee L(n) = \mathcal{O}_E(n)$.*

Proof. Since $S(n) < \mathcal{O}(n)$ and $E \mid S(n)$ for all n , so $S'(n_1) \leq \mathcal{O}^E(n_1)$. Then it is either that $S'(n_1) = \mathcal{O}^E(n_1)$ or $S'(n_1) < \mathcal{O}(n_1)$. Since at switch points $L(n) = S'(n)$, in the former case, we conclude the proof with $L(n_1) = \mathcal{O}^E(n_1)$. Considering the latter case, $L(n_1) = S'(n_1) < \mathcal{O}(n_1)$, so $L(n_1) \leq \mathcal{O}_E(n_1)$. Also, switches happen when $f^S(n) \leq f^L(n)$, but as per Assumption 1 this can happen only if $\mathcal{O}(n) < L'(n)$. Thus for n_2 to be a switch point, it must be that $\mathcal{O}(n_2) < L'(n_2) = L(n_2 - E) + E$, hence $\mathcal{O}_E(n_2) \leq L(n_2 - E)$. Combining it with $L(n_1) \leq \mathcal{O}_E(n_1)$, we get $L(n_1) \leq \mathcal{O}_E(n_1) \leq \mathcal{O}_E(n_2) \leq L(n_2 - E)$. Therefore, since $L(n)$ and $\mathcal{O}_E(n)$ are monotonically increasing over $[n_1, n_2 - E]$, both take values that are multiples of E , and L overtakes \mathcal{O}_E while not skipping any such value, there must be a point n where L is equal to \mathcal{O}_E .

B PROPERTIES OF 2TA IN THE PURE OPTIMIZATION SETTING

Here, we prove the claim from §5.2 that 2TA converges to the optimal weights in the ordinary least squares regression setting, where the generalization and training losses are the same.

Definition 2 (*N*th switch point). *For all $N \in \mathbb{N}$, we define three random variables:*

- $Q_N \in [E, 2E, \dots]$ is the time step corresponding to the *N*th switch point.
- $F_N = f(\theta^{S'}(Q_N))$ is the loss with the *N*th short average just before it becomes the long average.
- $S_N = S'(Q_N)$ is the final length of the *N*th short average.

From now on, we use *N* to index switch points or to refer to short averages that end at that switch point.

Proposition 5. *If the generalization loss function f is convex, then $(F_N)_{N \in \mathbb{N}}$ is monotonically decreasing.*

Proof. The long-averaged weights are a convex combination of the weights of the current and the previous short averages:

$$\begin{aligned} \theta^{L'}(n) &= \alpha \theta^{S'}(n) + (1 - \alpha) \theta^{S'}(\text{SP}(n)) \\ \alpha &= \frac{S'(n)}{S'(n) + S'(\text{SP}(n))} \in (0, 1). \end{aligned}$$

Switching happens when $f(\theta^{S'}(n)) \leq f(\theta^{L'}(n))$. Expanding $\theta^{L'}(n)$ and using that f is convex, we get

$$\begin{aligned} f(\theta^{S'}(n)) &\leq f(\theta^{L'}(n)) \\ &= f(\alpha \theta^{S'}(n) + (1 - \alpha) \theta^{S'}(\text{SP}(n))) \\ &\leq \alpha f(\theta^{S'}(n)) + (1 - \alpha) f(\theta^{S'}(\text{SP}(n))), \end{aligned}$$

from which, $(1 - \alpha) f(\theta^{S'}(n)) \leq (1 - \alpha) f(\theta^{S'}(\text{SP}(n)))$. Using $\alpha < 1$, we get $f(\theta^{S'}(n)) \leq f(\theta^{S'}(\text{SP}(n)))$. This is true at all switch points, hence $F_{N+1} \leq F_N$ for all *N*.

Note that in non-convex settings, the above monotonicity property could be enforced also by changing the switching condition to $f(\theta^{S'}(n)) \leq \min(f(\theta^{L'}(n)), f(\theta^{S'}(\text{SP}(n))))$. However, this would make the algorithm less able to adapt to violations of Assumption 4.

Proposition 6. *Assume that the loss function is bounded from below, the $(F_N)_{N \in \mathbb{N}}$ sequence monotonically decreases, and that $(\theta_t)_{t \in \mathbb{N}_0}$ approaches a stationary distribution with a density. Then, $L(t) \xrightarrow{P} \infty$.*

Proof. First, we prove $S_N \xrightarrow{P} \infty$ by contradiction. Assume that $S_N \not\xrightarrow{P} \infty$.

(i) *For some $l_0 \in \mathbb{N}$ and $\epsilon_0 > 0$, there are infinitely many $N^+ \in \mathbb{N}$ such that $P(S_{N^+} = l_0) > \epsilon_0$.*

Proof. By the definition of convergence in probability, $S_N \xrightarrow{P} \infty$ is equivalent to $\forall l \in \mathbb{N}: \lim_{N \rightarrow \infty} P(S_N \leq l) = 0$. Suppose that is false, hence $\exists l \in \mathbb{N}, \epsilon > 0: \forall N \in \mathbb{N}: \exists N^+ > N: P(S_{N^+} \leq l) > \epsilon$. Then, we have an infinite number of short averages N^+ that are at most length l with at least ϵ probability: $P(S_{N^+} \leq l) > \epsilon$. Since l is finite, for all such N^+ , there exists $l_{N^+} \in \mathbb{N}$ such that $P(S_{N^+} = l_{N^+}) > \epsilon/l$. Hence, there must be at least one $l_0 \leq l$ and $\epsilon_0 > 0$ such that $P(S_{N^+} = l_0) > \epsilon_0$ for infinitely many N^+ .

(ii) *The final losses of the short averages converge in probability: $F_N \xrightarrow{P} F^*$.*

Proof. From the assumption that the loss function is bounded from below and that all realizations of the F_N sequence decrease monotonically, all realizations must converge, which implies almost sure convergence hence convergence in probability.

(iii) *Let $F_N^{l_0^+}$ denote what the loss of *N*th short average at length l_0 would be if the algorithm were modified to perform no switching for this short average only. Then, $P(F^* \leq F_N^{l_0^+} \leq F_{N-1}) \rightarrow 0$.*

Proof. We have assumed that iterates converge to a stationary distribution with a density. Note that this rules out convergence in the strict sense, which would require a zero-variance stationary distribution. For any random variable X with a density, $\lim_{\delta \rightarrow 0} P(a \leq X \leq a + \delta) = 0$ for all $a \in \mathbb{R}$. By (ii), $F_N \xrightarrow{P} F^*$, so for all $\epsilon > 0$, $P(F_N - F^* < \epsilon)$ is close to 1 for all large enough *N*. With $F_{N-1} - F^*$, the size of the interval into which $F_N^{l_0^+}$ must fit, thus bounded uniformly in probability, we get $P(F^* \leq F_N^{l_0^+} \leq F_{N-1}) \rightarrow 0$.

We assumed that $S_N \not\xrightarrow{P} \infty$ and in (i) showed that $P(S_{N^+} = l_0) > \epsilon_0$ for some $l_0 \in \mathbb{N}$, $\epsilon_0 > 0$ and infinitely many N^+ . Since $S_N = l_0$ implies $F_N = F_N^{l_0^+}$ for any *N*, we have that $P(F_{N^+} = F_{N^+}^{l_0^+}) > \epsilon_0$. However, due to the monotonicity assumption, $F^* \leq F_N \leq F_{N-1}$ for all *N*, hence $P(F^* \leq F_{N^+}^{l_0^+} \leq F_{N^+-1}) > \epsilon_0$, which contradicts $P(F^* \leq F_N^{l_0^+} \leq F_{N-1}) \rightarrow 0$ from (iii).

Finally, every long average except the first is a continuation of the previous short average, that is, for all $t \geq E$, $L(t) \geq S'(\text{SP}(t))$ and $S'(\text{SP}(t)) = S_N$ for some *N*. Therefore, $S_N \xrightarrow{P} \infty$ implies that $L(t) \xrightarrow{P} \infty$.

Proposition 7. *Consider applying SGD with a constant learning rate to an ordinary least squares problem with unique minimum point θ^* . Then, for a sufficiently low learning rate, $\theta^L(t) \xrightarrow{P} \theta^*$.*

Proof. The loss function is convex, so F_N is monotonically decreasing by Proposition 5. It is also bounded from below, and it satisfies Assumptions 2.1-2.3 of Yu et al. [2020], hence – by Proposition 2 therein – SGD iterates admit a unique stationary distribution for an appropriately bounded learning rate. Thus, appealing to Proposition 6, we have that $L(t) \xrightarrow{P} \infty$. In the ordinary least squares regression setting, Jain et al. [2018] prove that Tail Averaging converges to the optimum with an appropriately bounded learning rate. Hence, by choosing a learning rate that satisfies both bounds and leveraging the fact that $\theta^L(t)$ is a tail average, we get $\theta^L(t) \xrightarrow{P} \theta^*$.

Paralleling strict convergence results for Polyak and Tail Averaging, we have proved that 2TA converges in probability to the optimum in the ordinary least squares regression setting when f is the training loss. We stress again that 2TA is not intended for pure optimization, and this result is to serve as a characterization of behaviour in the infinite data case.

With pure optimization very much a secondary consideration, we provide only weak, anecdotal support for the rate of convergence: the length of the long average tended to increase exponentially in all experiments described in §6 and also on simple synthetic data. Intuitively, this is to be expected when f is locally convex because at stationarity, every time a short average finishes at length l , it halves the probability mass available for subsequent short averages to finish at that length: $P(F_{N+1}^l \leq F_N \mid S_{N+1} \geq l, S_N = l) \rightarrow 0.5P(F_N^l \leq F_{N-1} \mid S_N \geq l)$. This halving effect is strongest at the same length, but in diminished form, it extends to longer averages due to the similarity of their distributions.