arXiv:2209.11799v1 [cs.AI] 23 Sep 2022

EMB-GAM: AN INTERPRETABLE AND EFFICIENT PREDICTOR USING PRE-TRAINED LANGUAGE MODELS

Chandan Singh & Jianfeng Gao
Microsoft Research

ABSTRACT

Deep learning models have achieved impressive prediction performance but often sacrifice interpretability, a critical consideration in high-stakes domains such as healthcare or policymaking. In contrast, generalized additive models (GAMs) can maintain interpretability but often suffer from poor prediction performance due to their inability to effectively capture feature interactions. In this work, we aim to bridge this gap by using pre-trained neural language models to extract embeddings for each input before learning a linear model in the embedding space. The final model (which we call Emb-GAM) is a transparent, linear function of its input features and feature interactions. Leveraging the language model allows Emb-GAM to learn far fewer linear coefficients, model larger interactions, and generalize well to novel inputs (e.g. unseen ngrams in text). Across a variety of natural-language-processing datasets, Emb-GAM achieves strong prediction performance without sacrificing interpretability. [1]

1 INTRODUCTION

Deep neural networks (DNNs) have demonstrated impressive predictive performance due to their ability to learn complex, non-linear, relationships between variables. However, the inability of humans to understand these relationships has led DNNs to be characterized as black boxes, often limiting their use in high-stakes applications such as science [1], medicine [2], and policy-making [3]. Moreover, the use of black-box models such as DNNs has come under increasing scrutiny in settings where users require explanations or where models struggle with issues such as fairness [4] and regulatory pressure [5].

As an alternative to black-box models, transparent models, such as generalized additive models [6] and rule-based models [7] are able to maintain interpretability. As an added benefit, transparent models tend to be faster and more computationally efficient than black-box models. While transparent models can sometimes perform as well as black-box models (e.g. [8–11]), in many settings such as natural-language processing (NLP), there is often a gap in the performance between transparent models and black-box models.

In this work, we aim to bridge this gap by leveraging a pre-trained DNN to learn a more effective transparent model. Specifically, we use a pre-trained large neural language model (LLM) to extract embeddings for different feature interactions (e.g. ngrams in text) and then learn a generalized additive model on top of these embeddings. The final learned model (which we call Emb-GAM) is a transparent, linear function of its input features and feature interactions, but the use of the LLM allows it to drastically reduce the number of linear coefficients the model needs to learn (see Fig 1). Rather than learning a linear model over all possible feature interactions (which scales exponentially with the order of the interaction and the feature dimension), Emb-GAM requires learning only a fixed set of linear coefficients (the size of the embedding extracted by the LLM). As a result, Emb-GAM can efficiently model high-order interactions, generalize well to novel interactions (e.g. unseen ngrams in text), and even vary the number of features used at test-time for prediction.

Experiments across a variety of classification datasets in NLP show that Emb-GAM can achieve better generalization accuracy than transparent baseline methods. Moreover, the learned Emb-GAM

[1] All code for using Emb-GAM and reproducing our results is made available at github.com/csinva/emb-gam.

models are easily interpretable, both for individual predictions and at the level of the entire dataset, enabling use-cases in high-stakes settings.

In what follows, Sec 2 covers the background and related work, Sec 3 explains the Emb-GAM pipeline, Sec 4 shows the results, and Sec 5 concludes with a discussion.

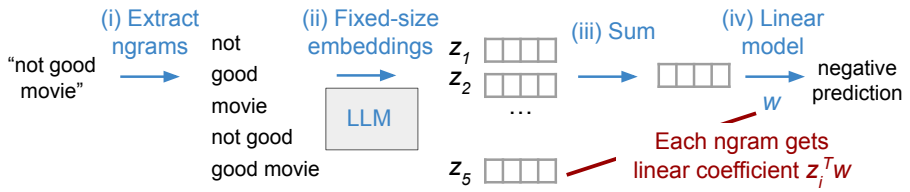

Figure 1: Overview of Emb-GAM. A pretrained neural network is used to extract fixed-size embeddings for ngrams in a given sequence. Then, these embeddings are summed and used to train a supervised linear model. At test time, the model can be interpreted exactly as a generalized additive model, with a linear coefficient for each ngram in the input.

2 Background and related work

GAMs There is a large literature on additive models being used for interpretable modeling. This includes generalized additive models (GAMs) [6] that have evolved to achieve strong performance by modeling individual component functions/interactions using regularized boosted decision trees [12] and more recently using neural networks [13]. While GAMs have been successful in a variety of domains, existing GAM methodology is limited in its ability to model the high-order feature interactions that arise in NLP.

Other transparent models Rule-based methods, such as trees [7, 14], regularized trees [15], rule sets [16], lists [17, 18], and tree sums [11] perform well for a variety of tasks, but are often less effective in NLP tasks, where the number of required rules tends to grow with the size of the vocabulary (which is often more than ten thousand tokens).

An alternative line of recent work aims to make neural networks more interpretable. For example, models can make predictions by comparing inputs to prototypes [19, 20] or by predicting intermediate interpretable concepts [21]. Alternatively, the entire model can be distilled into a transparent model (e.g. adaptive wavelets [9]). However, these works have been largely been restricted to computer vision.

Feature and feature-interaction importances Loosely related to this work are post hoc methods that aim to help understand a black-box model, i.e. by providing feature importances using methods such as LIME [22], SHAP [23], and others [24, 25]. However, these post-hoc methods lose some information by summarizing the model and suffer from issues with summarizing interactions [26, 27]. Slightly more related are works which aim to explain feature interactions or transformations in neural networks [28, 29], but these works fail to explain the model as a whole and are again less reliable than having a fully transparent model.

3 Methods: Emb-GAM pipeline description

3.1 Preliminaries: GAMs

Generalized additive models, or GAMs [6] take the form:

$$g(\mathbb{E}[y]) = \beta + f_1(x_1) + f_2(x_2) + \cdots + f_K(x_K), \tag{1}$$

where $\mathbf{x} = (x_1, x_2, \ldots, x_K)$ is the input with K features. y is the target variable, $g(.)$ is the link function (e.g., logistic function) and each f_i is a univariate shape function with $\mathbb{E}[f_i] = 0$. Due to the function's additivity, each component function f_i can be interpreted independently. Generalized linear models, such as logistic regression, are a special form of GAMs where each f_i is restricted to be linear.

GAMs fail to effectively capture interactions in NLP In natural-language processing, GAMs usually take the form of a *bag-of-words model*, in which each feature x_i is a binary indicator (or count) of the presence of a single token (e.g. the word *good*). However, this model fails to capture interactions between features (e.g. *not good* is different than the sum of *not* and *good*), which is crucial in NLP tasks.

The most common way to deal with interactions is including ngrams as features (a *bag-of-ngrams model*); in this case, each feature is formed by concatenating n tokens, e.g. *not good* would be a 2-gram, also known as a bigram. However, the number of ngrams in a dataset grows exponentially with n and the vocab-size. Even for a modest vocab-size of 10,000 tokens, the number of possible trigrams is already 10^{12}. This makes it exceedingly difficult to learn accurate coefficients for linear models on ngrams in the training set and impossible to learn coefficients for ngrams not seen in the training set.

3.2 THE EMB-GAM PIPELINE

To remedy the issues with the bag-of-ngrams model, we propose Emb-GAM, an intuitive model which leverages a pre-trained language model ϕ to extract a better feature representation $z_i = \phi(x_i)$ for each input ngram x_i (see Fig 1). This allows learning only a single linear weight vector w that has the same dimension as z_i, regardless of the number of ngrams. The learned model is still a GAM, ensuring that the model can be cleanly interpreted as a linear function of its inputs:

$$g(\mathbb{E}[y]) = \beta + w^T \sum_i \phi(x_i) \tag{2}$$

Emb-GAM consists of four steps, each of which can be modified slightly:

(i) Extracting ngrams. To begin, a user specifies a procedure to extract a set of ngram features from an input text sequence. It is important that the extracted ngrams be semantically meaningful. For NLP, a word-level tokenizer can extract meaningful unigrams from the text; all experiments here use the spaCy tokenizer [30]. The order of interaction to be used (i.e. the length of an ngram) can be pre-specified or selected via cross-validation. Note that the longer the included interactions become, the less interpretable the resulting model will be. Domain knowledge can be used to improve the ngram extraction process: for example, very common "stopwords" can be removed as features or language-specific parse trees can be used to extract out key ngrams.

(ii) Extracting embeddings. In the embedding step, each input (i.e. ngram) is fed through the model to retrieve a fixed-size embedding. If a transformer returns a variable-length embedding (e.g. the embedding is the size of the sequence length), we average over its variable-length dimension[2]. For Emb-GAM to work well, it is important that the pre-training task (e.g. next-word prediction) contains useful information about the interactions which are used in a downstream task (e.g. sentiment classification).

(iii) Summing embeddings. In the summation step, embeddings from each ngram in the input are summed to yield a single fixed-size vector, ensuring additivity of the final model. While we conduct a naive sum here, the sum could be adjusted with weights (e.g. weighting ngrams of different orders differently).

(iv) Fitting the final linear model to make predictions. Finally, we obtain a prediction by training a linear model on the summed embedding vector. Importantly, the fitted model in Eq. (2) can

[2]A common alternative for bi-directional (masked) language models is to use the embedding for a special token (i.e. `[CLS]`), but we aim to keep the approach here more general.

still be decomposed perfectly into an additive combination of terms: for each ngram x_i, its linear contribution to the final prediction is simply $w^T \phi(x_i)$.

In the classification experiments performed here, we choose the link function g to be the logit function (or the softmax for multi-class) and also add ℓ_2 regularization over the parameters w in Eq. (2).

Computational considerations The entire Emb-GAM pipeline is fairly inexpensive to fit as (i) the pre-trained language model is used only for inference and (ii) it only requires fitting a linear model to relatively few features. After training, the model can be converted to a dictionary of linear coefficients for each ngram, making inference extremely fast. Making a prediction requires simply looking up the scalar coefficient for each ngram in a sample, where the coefficient is the dot product between the ngram's embedding and the learned linear weight w. Nevertheless, it may still be useful to retain the embedding model at test-time to infer coefficients for previously unseen ngrams.

4 Results: Emb-GAM predicts well while maintaining interpretability

4.1 Data overview

In this work, we study five widely-used NLP classification datasets spanning different domains including classifying the emotion/presence of hate speech in tweets [31–33], the sentiment of sentences from financial news [34], or the sentiment of movie reviews [35, 36] (see Table 1 for an overview).

Table 1: Overview of datasets used here. The number of ngrams explodes with the size of the ngram.

	Financial phrasebank	Rotten tomatoes	SST2	Emotion	Tweet (Hate)
Samples (train)	2,313	8,530	67,349	16,000	9,000
Samples (val)	1,140	1,066	872	2,000	1,000
Classes	3	2	2	6	2
Majority class fraction	0.62	0.5	0.56	0.34	0.58
Unigrams	7,169	16,631	13,887	15,165	18,477
Bigrams	28,481	93,921	72,501	106,201	106,277
Trigrams	39,597	147,426	108,800	201,404	171,768
Fraction of trigrams appearing only once	0.91	0.93	0.13	0.89	0.92

Note that for all datasets, the number of unigrams is quite large, often larger than the number of training samples. The number of bigrams and trigams quickly explodes, making it difficult to fit an accurate bag-of-ngrams model. Moreover, many ngrams appear very rarely; for example, in the rotten tomatoes datasets, 93% of trigrams appear only once in the training dataset.

4.2 Prediction results

For each dataset, we fit Emb-GAM along with two baselines: a bag-of-ngrams model and the very popular TF-IDF model [37]. The TF-IDF ("Term frequency–inverse document frequency") model is an additive model of ngrams, but rather than representing each ngram by its count, TF-IDF rescales the count by the ngram's popularity across the entire dataset. In each case, a model is fit via cross-validation on the training set (to tune the amount of ℓ_2 regularization added) and its accuracy is evaluated on the validation set.

Generalization as a function of ngram size Fig 2 shows the generalization accuracy of the different models across different datasets as a function of the included ngram size.[3] In this plot, the language model used to extract embeddings ϕ is a BERT model [38], finetuned on each individual

[3]Note that when we fit a model with high-order ngrams, we also keep terms for all lower-order ngrams as well.

dataset.[4] The Emb-GAM model performs well compared to the baselines, achieving a considerable increase in accuracy across three of the four datasets. Notably, the Emb-GAM model performance tends to increase as higher-order ngrams are added, whereas the baseline methods do not. The *Tweet (Hate)* dataset is the exception to this rule. A likely explanation is that the classification problem in this dataset relies on very few feature interactions; in fact, a bag-of-ngrams model using only unigrams does not improve considerably when adding interactions.

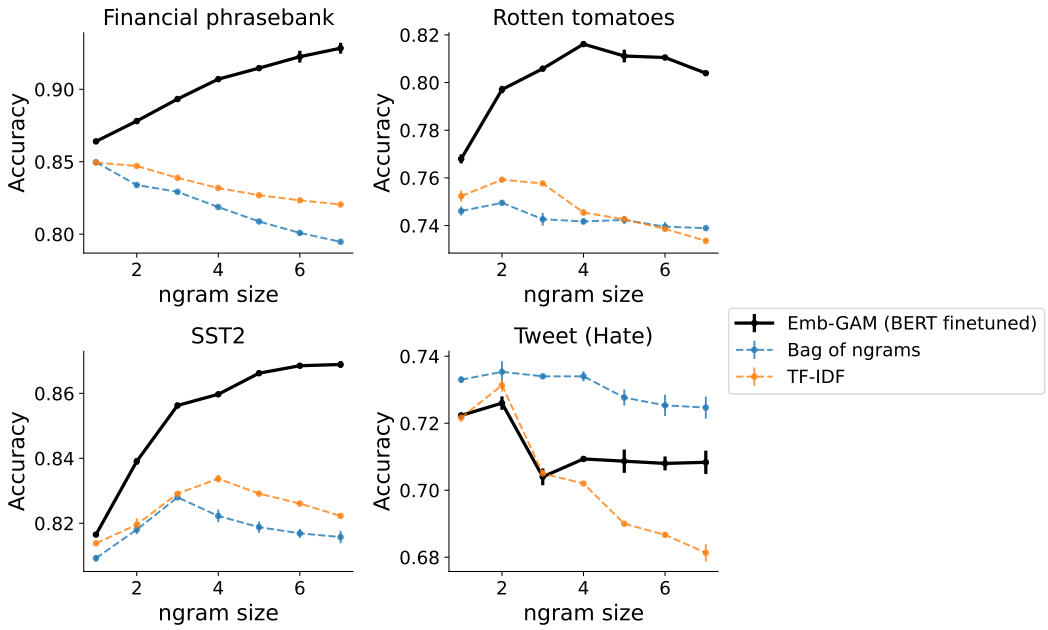

Figure 2: Generalization as a function of different model sizes for three datasets. As the size of the included ngram increases, the gap between the BERT finetuned model and the original models grows. Averaged over three random cross-validation splits; error bars are standard errors of the mean (many are within the points).

Best generalization results Table 2 shows the best results when choosing the order of ngrams via cross-validation (again using a finetuned BERT model to extract embeddings for Emb-GAM). Emb-GAM shows considerable gains on three of the datasets (*Financial phrasebank*, *Rotten tomatoes*, and *SST2*) but does not improve performance on the datasets involving tweets (*Emotion*, *Tweet (Hate)*), likely because these datasets do not require learning high-order interactions. When restricting Emb-GAM to only use unigrams, the performance no longer improves over baseline methods.

Table 2: Emb-GAM yields strong gains in validation accuracy for three datasets and is competitive for the two others. When restricted to only unigrams, the performance of Emb-GAM drops considerably.

	Financial phrasebank	Rotten tomatoes	SST2	Emotion	Tweet (Hate)
Emb-GAM	**92.8%** $\pm$ 0.37%	**81.6%** $\pm$ 0.05%	**86.9%** $\pm$ 0.1%	**89.5%** $\pm$ 0.03%	72.6% $\pm$ 0.2%
Bag of ngrams	85.0% $\pm$ 0.11%	75.0% $\pm$ 0.09%	82.8% $\pm$ 0.0%	89.0% $\pm$ 0.09%	**73.5%** $\pm$ 0.32%
TF-IDF	84.9% $\pm$ 0.16%	75.9% $\pm$ 0.06%	83.4% $\pm$ 0.11%	89.2% $\pm$ 0.04%	73.1% $\pm$ 0.19%
Emb-GAM (unigrams only)	86.4% $\pm$ 0.13%	76.8% $\pm$ 0.19%	81.7% $\pm$ 0.07%	87.2% $\pm$ 0.06%	72.2% $\pm$ 0.07%

Table 3 shows the generalization accuracy as we vary the language model used to extract embeddings. In addition to the BERT model, we also investigate the DistilBERT model [40] and we

[4]BERT finetuned models are retrieved from HuggingFace [39] (see Table A1 for details).

consider both the finetuned and original version of each model. Across the variations, embeddings from finetuned models yield considerably better results than embeddings from non-finetuned models. The BERT model seems to perform slightly favorably to the DistilBERT model, although this trend is not consistent across all datasets.

By default, we use the final embedding layer of the model (and average it over the sequence length to get a fixed size vector), but Table 3 also shows results using the *pooler output* layer of the BERT model. The choice of layer (i.e. final embedding layer versus pooler output) does not seem to make a large difference in the final performance results.

Table 3 also shows one variation of the model (*BERT finetuned (noun chunks)*) where rather than training on all ngrams, the model is fit to only noun-phrases extracted by spaCy's dependency parser [30]. This results in a performance drop across the datasets, suggesting that these noun-phrases alone are insufficient to perform the classification task.

Table 3: Generalization accuracy varies depending on the model used to extract embeddings. Finetuning the embedding model improves Emb-GAM performance, using a BERT model seems to outperform a DistilBERT model, and the layer used to extract embeddings does not have too large an effect.

	Financial phrasebank	Rotten tomatoes	SST2	Emotion	Tweet (Hate)
BERT finetuned	92.8% $\pm$ 0.37%	**81.6%** $\pm$ 0.05%	86.9% $\pm$ 0.1%	89.5% $\pm$ 0.03%	72.6% $\pm$ 0.2%
BERT finetuned (pooler output)	**93.5%** $\pm$ 0.05%	81.3% $\pm$ 0.13%	**87.8%** $\pm$ 0.21%	**89.8%** $\pm$ 0.07%	71.7% $\pm$ 0.06%
BERT finetuned (noun chunks)	87.9% $\pm$ 0.08%	79.7% $\pm$ 0.45%	84.1% $\pm$ 0.14%	87.1% $\pm$ 0.2%	72.5% $\pm$ 0.18%
BERT	84.1% $\pm$ 0.08%	78.1% $\pm$ 0.16%	82.8% $\pm$ 0.27%	67.1% $\pm$ 0.06%	**73.5%** $\pm$ 0.12%
BERT (pooler output)	82.7% $\pm$ 0.28%	78.5% $\pm$ 0.03%	80.7% $\pm$ 0.11%	58.0% $\pm$ 0.29%	71.6% $\pm$ 0.12%
DistilBERT finetuned	85.8% $\pm$ 0.34%	78.5% $\pm$ 0.34%	81.7% $\pm$ 0.07%	68.8% $\pm$ 0.11%	72.7% $\pm$ 0.2%
DistilBERT	81.7% $\pm$ 0.34%	79.8% $\pm$ 0.08%	86.8% $\pm$ 0.1%	87.5% $\pm$ 0.11%	**73.5%** $\pm$ 0.19%

4.3 Interpreting a learned model

In this section, we investigate how to interpret a fitted Emb-GAM model, focusing on the *SST2* dataset, where the task is to classify whether a movie review's sentiment is positive or negative. We investigate a single Emb-GAM model, which is fitted using only unigram and bigram features extracted from the BERT finetuned model. This model achieves 84% validation accuracy.

Summing embeddings meaningfully captures interactions One potential concern with the Emb-GAM model is that it may fail to learn interactions since it simply sums the embeddings of individual ngrams, and the language model extractor may not sufficiently capture interactions in its embedding space. To investigate this concern, we first identify bigrams that involve interaction by fitting a unigram bag-of-words model and a bigram bag-of-ngrams model to *SST2*. We then use these two models to select the 10 bigrams for which the bigram coefficient is farthest from the sum of the coefficients for each unigram.

Fig 3 shows the resulting bigrams containing interactions. For each bigram, it shows the Emb-GAM learned coefficient (i.e. the contribution to the prediction $w^T\phi(x_i)$) for the bigram (gray bar) along with each of its constituent unigrams (blue and orange bars). It is clear that the bigram coefficient is not the simple naive sum of the unigram coefficients (dashed black bar), and the learned coefficients make intuitive sense, suggesting that this Emb-GAM model has successfully learned interactions.

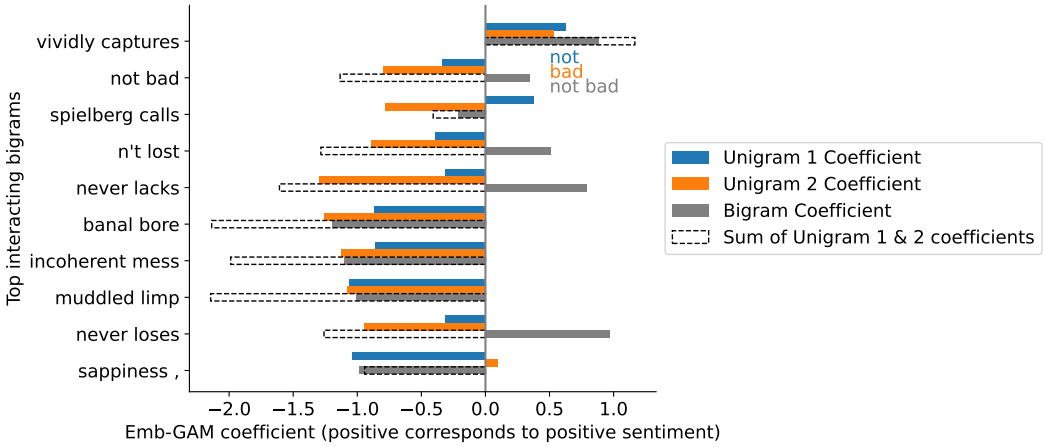

Figure 3: Emb-GAM accurately learns interactions rather than simply summing the contributions of individual unigrams.

Learned coefficients are qualitatively reasonable A trained Emb-GAM model can be interpreted for a single prediction (i.e. getting a score for each ngram in a single input, as in Fig 1) or the entire model can be interpreted. Fig 4 visualizes the learned Emb-GAM coefficients with the largest absolute values across the SST dataset. To show a diversity of ngrams, we show every 5th ngram rather than just the top ngrams. The learned coefficients are again semantically reasonable and many contain strong interactions (e.g. *not very* is assigned to be very negative whereas *without resorting* is assigned to be very positive). Note that this form of model visualization easily allows a user to audit and edit the model with prior knowledge, e.g. by altering a coefficient.

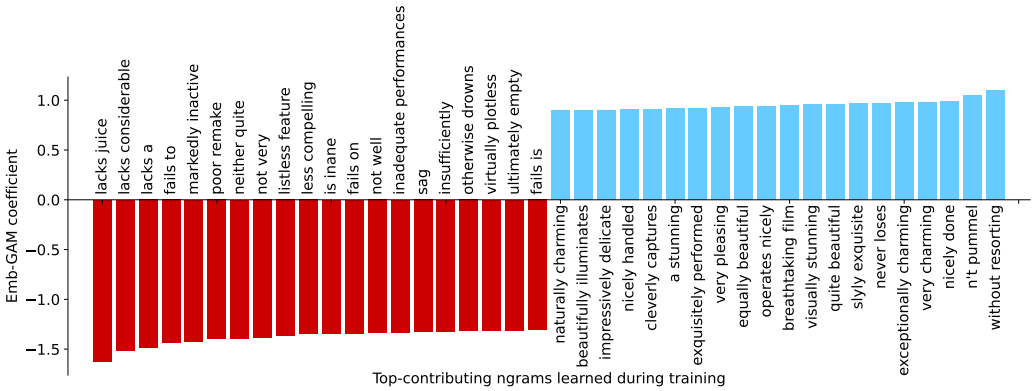

Figure 4: Top and bottom contributing ngrams to an Emb-GAM model trained on SST2 appear to be semantically accurate.

Inferring coefficients for unseen tokens One strength of Emb-GAM is its ability to infer linear coefficients for ngrams that were unseen during training. Whereas a bag-of-ngrams model generally simply assigns each unknown ngram the same coefficient (e.g. 0), Emb-GAM can effectively assign these new ngrams accurate coefficients as long as the new ngram consists of tokens in the vocabulary of the LLM being used.

As one example, Fig 5 shows that the Emb-GAM model trained only on bigrams in Fig 4 can automatically infer coefficients for *trigrams* (none of which were explicitly learned during training). The learned coefficients are semantically meaningful, even capturing three-way interactions, such

as *not very amusing*. To show a diversity of ngrams, we show every 20th ngram rather than just the top ngrams.

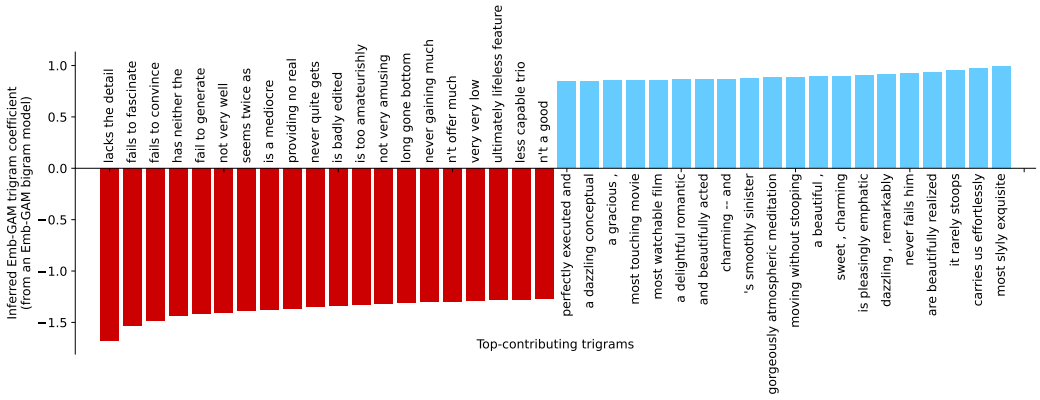

Figure 5: Inferred trigrams coefficients for a Emb-GAM model trained only on bigrams appear to be semantically accurate.

The ability to effectively generalize to unseen tokens in Fig 5 raises the question of whether one can vary the order of ngrams used *at test-time*, to get a tradeoff between accuracy and interpretability (i.e. how many features are used to make a prediction). Fig 6 suggests this may be feasible. It shows the accuracy of an Emb-GAM model (using finetuned BERT) fitted using 4-grams as the order of ngrams used only for testing is varied. As the number of features used for testing increases, the performance tends to increase but interpretations become more difficult. Depending on the relative importance of accuracy and interpretability context, one may select to use a different number of features for testing. Fig A1 characterizes the full tradeoff between the number of ngrams used for fitting and for testing.

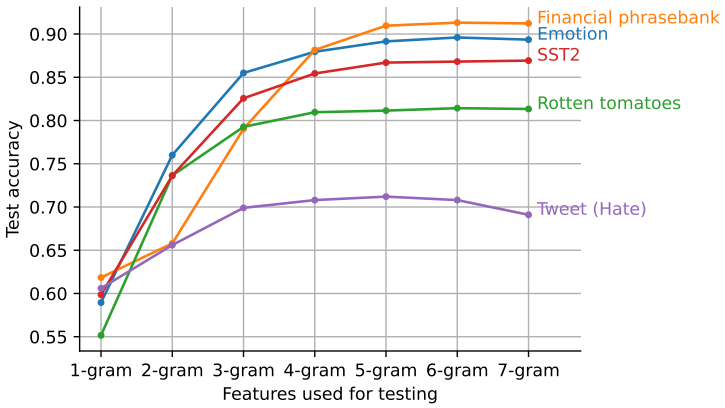

Figure 6: Performance for an Emb-GAM model fitted using 4-grams varies with the number of features used for testing.

5 Discussion

Emb-GAM bridges the performance gap between black-box models and transparent models in NLP, potentially opening the door for introducing NLP in new high-stakes domains, such as medical decision-making. While the work here focuses on NLP, the same pipeline could be applied to other domains wherever effective language models are available to extract meaningful embeddings (e.g. computer vision).

One limitation of this work is that performance does not improve unless using an LLM finetuned on a downstream dataset. Future work could train the whole Emb-GAM pipeline end-to-end, potentially improving the embedding representation. Such a representation could allow Emb-GAM to outperform even a black-box finetuned neural network, as the GAM inductive bias may help prevent overfitting in data-limited settings.

There are many potentially useful extensions of Emb-GAM. One notable extension would build on the nonlinearity present in GAMs such as the explainable boosting machine [12], to nonlinearly transform the embedding for each ngram with a model before summing to obtain the final prediction.

Finally, there are many ways Emb-GAM can be improved and used in the real-world. When domain knowledge is available, more meaningful inputs can be used to extract ngrams or to make a sparser model. Emb-GAM can also be used for tasks beyond classification, such as sequence prediction or outlier detection. We hope that the introduction of Emb-GAM can help push improved performance prediction into high-stakes applications in the real world, all without sacrificing interpretability.

ACKNOWLEDGEMENTS

The authors would like to thank Rich Caruana for interesting discussions and Jamie Murdoch for key ideas and insights early on.

REFERENCES

[1] Christof Angermueller, Tanel Pärnamaa, Leopold Parts, and Oliver Stegle. Deep learning for computational biology. *Molecular systems biology*, 12(7):878, 2016. (Cited on page 1.)

[2] Aaron E. Kornblith, Chandan Singh, Gabriel Devlin, Newton Addo, Christian J. Streck, James F. Holmes, Nathan Kuppermann, Jacqueline Grupp-Phelan, Jeffrey Fineman, Atul J. Butte, and Bin Yu. Predictability and stability testing to assess clinical decision instrument performance for children after blunt torso trauma. *PLOS Digital Health*, 2022. (Cited on page 1.)

[3] Tim Brennan and William L Oliver. The emergence of machine learning techniques in criminology. *Criminology & Public Policy*, 12(3):551–562, 2013. (Cited on page 1.)

[4] Cynthia Dwork, Moritz Hardt, Toniann Pitassi, Omer Reingold, and Richard Zemel. Fairness through awareness. In *Proceedings of the 3rd innovations in theoretical computer science conference*, pages 214–226. ACM, 2012. (Cited on page 1.)

[5] Bryce Goodman and Seth Flaxman. European union regulations on algorithmic decision-making and a" right to explanation". *arXiv preprint arXiv:1606.08813*, 2016. (Cited on page 1.)

[6] Trevor Hastie and Robert Tibshirani. Generalized additive models. *Statistical Science*, 1(3):297–318, 1986. (Cited on pages 1 and 2.)

[7] L. Breiman, J. H. Friedman, R. A. Olshen, and C. J. Stone. *Classification and Regression Trees*. Wadsworth and Brooks, Monterey, CA, 1984. (Cited on pages 1 and 2.)

[8] Cynthia Rudin, Chaofan Chen, Zhi Chen, Haiyang Huang, Lesia Semenova, and Chudi Zhong. Interpretable machine learning: Fundamental principles and 10 grand challenges. *arXiv preprint arXiv:2103.11251*, 2021. (Cited on page 1.)

[9] Wooseok Ha, Chandan Singh, Francois Lanusse, Srigokul Upadhyayula, and Bin Yu. Adaptive wavelet distillation from neural networks through interpretations. *Advances in Neural Information Processing Systems*, 34, 2021. (Cited on page 2.)

[10] Arnaud Mignan and Marco Broccardo. One neuron versus deep learning in aftershock prediction. *Nature*, 574(7776):E1–E3, 2019. (Not cited.)

[11] Yan Shuo Tan, Chandan Singh, Keyan Nasseri, Abhineet Agarwal, and Bin Yu. Fast interpretable greedy-tree sums (figs). *arXiv:2201.11931 [cs, stat]*, 1 2022. arXiv: 2201.11931. (Cited on pages 1 and 2.)

[12] Rich Caruana, Yin Lou, Johannes Gehrke, Paul Koch, Marc Sturm, and Noemie Elhadad. Intelligible models for healthcare: Predicting pneumonia risk and hospital 30-day readmission. In *Proceedings of the 21th ACM SIGKDD international conference on knowledge discovery and data mining*, pages 1721–1730, 2015. (Cited on pages 2 and 9.)

[13] Rishabh Agarwal, Levi Melnick, Nicholas Frosst, Xuezhou Zhang, Ben Lengerich, Rich Caruana, and Geoffrey E Hinton. Neural additive models: Interpretable machine learning with neural nets. *Advances in Neural Information Processing Systems*, 34:4699–4711, 2021. (Cited on page 2.)

[14] Jimmy Lin, Chudi Zhong, Diane Hu, Cynthia Rudin, and Margo Seltzer. Generalized and scalable optimal sparse decision trees. In *International Conference on Machine Learning*, pages 6150–6160. PMLR, 2020. (Cited on page 2.)

[15] Abhineet Agarwal, Yan Shuo Tan, Omer Ronen, Chandan Singh, and Bin Yu. Hierarchical shrinkage: improving the accuracy and interpretability of tree-based methods. *arXiv:2202.00858 [cs, stat]*, 2 2022. arXiv: 2202.00858. (Cited on page 2.)

[16] J. H. Friedman and B. E. Popescu. Predictive learning via rule ensembles. *The Annals of Applied Statistics*, 2(3):916–954, 2008. (Cited on page 2.)

[17] Elaine Angelino, Nicholas Larus-Stone, Daniel Alabi, Margo Seltzer, and Cynthia Rudin. Learning certifiably optimal rule lists for categorical data. *arXiv preprint arXiv:1704.01701*, 2017. (Cited on page 2.)

[18] Chandan Singh, Keyan Nasseri, Yan Shuo Tan, Tiffany Tang, and Bin Yu. imodels: a python package for fitting interpretable models. *Journal of Open Source Software*, 6(61):3192, 2021. (Cited on page 2.)

[19] Oscar Li, Hao Liu, Chaofan Chen, and Cynthia Rudin. Deep learning for case-based reasoning through prototypes: A neural network that explains its predictions. In *Proceedings of the AAAI Conference on Artificial Intelligence*, volume 32, 2018. (Cited on page 2.)

[20] Chaofan Chen, Oscar Li, Daniel Tao, Alina Barnett, Cynthia Rudin, and Jonathan K Su. This looks like that: deep learning for interpretable image recognition. *Advances in neural information processing systems*, 32, 2019. (Cited on page 2.)

[21] Pang Wei Koh, Thao Nguyen, Yew Siang Tang, Stephen Mussmann, Emma Pierson, Been Kim, and Percy Liang. Concept bottleneck models. In *International Conference on Machine Learning*, pages 5338–5348. PMLR, 2020. (Cited on page 2.)

[22] Marco Tulio Ribeiro, Sameer Singh, and Carlos Guestrin. Why should i trust you?: Explaining the predictions of any classifier. In *Proceedings of the 22nd ACM SIGKDD International Conference on Knowledge Discovery and Data Mining*, pages 1135–1144. ACM, 2016. (Cited on page 2.)

[23] Scott M Lundberg, Gabriel Erion, Hugh Chen, Alex DeGrave, Jordan M Prutkin, Bala Nair, Ronit Katz, Jonathan Himmelfarb, Nisha Bansal, and Su-In Lee. Explainable ai for trees: From local explanations to global understanding. *arXiv preprint arXiv:1905.04610*, 2019. (Cited on page 2.)

[24] Jerome H Friedman. Greedy function approximation: a gradient boosting machine. *Annals of statistics*, pages 1189–1232, 2001. (Cited on page 2.)

[25] Summer Devlin, Chandan Singh, W James Murdoch, and Bin Yu. Disentangled attribution curves for interpreting random forests and boosted trees. *arXiv preprint arXiv:1905.07631*, 2019. (Cited on page 2.)

[26] Cynthia Rudin. Please stop explaining black box models for high stakes decisions. *arXiv preprint arXiv:1811.10154*, 2018. (Cited on page 2.)

[27] W. James Murdoch, Chandan Singh, Karl Kumbier, Reza Abbasi-Asl, and Bin Yu. Definitions, methods, and applications in interpretable machine learning. *Proceedings of the National Academy of Sciences of the United States of America*, 116(44):22071–22080, 2019. (Cited on page 2.)

[28] Joseph D Janizek, Pascal Sturmfels, and Su-In Lee. Explaining explanations: Axiomatic feature interactions for deep networks. *J. Mach. Learn. Res.*, 22:104–1, 2021. (Cited on page 2.)

[29] Chandan Singh, Wooseok Ha, Francois Lanusse, Vanessa Boehm, Jia Liu, and Bin Yu. Transformation importance with applications to cosmology, 2020. (Cited on page 2.)

[30] Matthew Honnibal and Ines Montani. spaCy 2: Natural language understanding with Bloom embeddings, convolutional neural networks and incremental parsing. To appear, 2017. (Cited on pages 3 and 6.)

[31] Elvis Saravia, Hsien-Chi Toby Liu, Yen-Hao Huang, Junlin Wu, and Yi-Shin Chen. Carer: Contextualized affect representations for emotion recognition. In *Proceedings of the 2018 conference on empirical methods in natural language processing*, pages 3687–3697, 2018. (Cited on page 4.)

[32] Francesco Barbieri, Jose Camacho-Collados, Leonardo Neves, and Luis Espinosa-Anke. Tweeteval: Unified benchmark and comparative evaluation for tweet classification. *arXiv preprint arXiv:2010.12421*, 2020. (Not cited.)

[33] Valerio Basile, Cristina Bosco, Elisabetta Fersini, Debora Nozza, Viviana Patti, Francisco Manuel Rangel Pardo, Paolo Rosso, and Manuela Sanguinetti. SemEval-2019 task 5: Multilingual detection of hate speech against immigrants and women in Twitter. In *Proceedings of the 13th International Workshop on Semantic Evaluation*, pages 54–63, Minneapolis, Minnesota, USA, 2019. Association for Computational Linguistics. (Cited on page 4.)

[34] P. Malo, A. Sinha, P. Korhonen, J. Wallenius, and P. Takala. Good debt or bad debt: Detecting semantic orientations in economic texts. *Journal of the Association for Information Science and Technology*, 65, 2014. (Cited on page 4.)

[35] Bo Pang and Lillian Lee. Seeing stars: Exploiting class relationships for sentiment categorization with respect to rating scales. In *Proceedings of the ACL*, 2005. (Cited on page 4.)

[36] Richard Socher, Alex Perelygin, Jean Wu, Jason Chuang, Christopher D Manning, Andrew Ng, and Christopher Potts. Recursive deep models for semantic compositionality over a sentiment treebank. In *Proceedings of the 2013 conference on empirical methods in natural language processing*, pages 1631–1642, 2013. (Cited on page 4.)

[37] Karen Sparck Jones. A statistical interpretation of term specificity and its application in retrieval. *Journal of documentation*, 1972. (Cited on page 4.)

[38] Jacob Devlin, Ming-Wei Chang, Kenton Lee, and Kristina Toutanova. Bert: Pre-training of deep bidirectional transformers for language understanding. *arXiv preprint arXiv:1810.04805*, 2018. (Cited on pages 4 and 11.)

[39] Thomas Wolf, Lysandre Debut, Victor Sanh, Julien Chaumond, Clement Delangue, Anthony Moi, Pierric Cistac, Tim Rault, Rémi Louf, Morgan Funtowicz, et al. Huggingface's transformers: State-of-the-art natural language processing. *arXiv preprint arXiv:1910.03771*, 2019. (Cited on pages 5 and 11.)

[40] Victor Sanh, Lysandre Debut, Julien Chaumond, and Thomas Wolf. Distilbert, a distilled version of bert: smaller, faster, cheaper and lighter. *arXiv preprint arXiv:1910.01108*, 2019. (Cited on pages 5 and 11.)

[41] Adam Paszke, Sam Gross, Soumith Chintala, Gregory Chanan, Edward Yang, Zachary DeVito, Zeming Lin, Alban Desmaison, Luca Antiga, and Adam Lerer. Automatic differentiation in pytorch. 2017. (Cited on page 11.)

[42] Fabian Pedregosa, Ga ë l Varoquaux, Alexandre Gramfort, Vincent Michel, Bertrand Thirion, Olivier Grisel, Mathieu Blondel, Peter Prettenhofer, Ron Weiss, Vincent Dubourg, et al. Scikit-learn: Machine learning in python. *the Journal of machine Learning research*, 12(Oct):2825–2830, 2011. (Cited on page 11.)

[43] Ahmed Hazourli. Financialbert - a pretrained language model for financial text mining. 02 2022. (Cited on page 11.)

[44] Hanna Abi Akl, Dominique Mariko, and Hugues De Mazancourt. Yseop at finsim-3 shared task 2021: Specializing financial domain learning with phrase representations. *arXiv preprint arXiv:2108.09485*, 2021. (Cited on page 11.)

[45] John X Morris, Eli Lifland, Jin Yong Yoo, Jake Grigsby, Di Jin, and Yanjun Qi. Textattack: A framework for adversarial attacks, data augmentation, and adversarial training in nlp. *arXiv preprint arXiv:2005.05909*, 2020. (Cited on page 11.)

A1 Appendix

Table A1: Table of pre-trained models with unique huggingface identifiers. All models are used through huggingface [39], processed in pytorch [41], and final linear models are fit via scikit-learn [42].

	BERT	DistilBERT
Base (no finetuning)	`bert-base-uncased` [38]	`distilbert-base-uncased` [40]
Emotion	`nateraw/bert-base-uncased-emotion`	`aatmasidha/distilbert-base-uncased-finetuned-emotion`
Financial phrasebank	`ahmedrachid/FinancialBERT-Sentiment-Analysis` [43]	`yseop/distilbert-base-financial-relation-extraction` [44]
Rotten tomatoes	`textattack/bert-base-uncased-rotten_tomatoes` [45]	`textattack/distilbert-base-uncased-rotten-tomatoes` [45]
SST2	`textattack/bert-base-uncased-SST-2` [45]	`distilbert-base-uncased-finetuned-sst-2-english`
Tweet (Hate)	`philschmid/BERT-tweet-eval-emotion`	`philschmid/DistilBERT-tweet-eval-emotion`

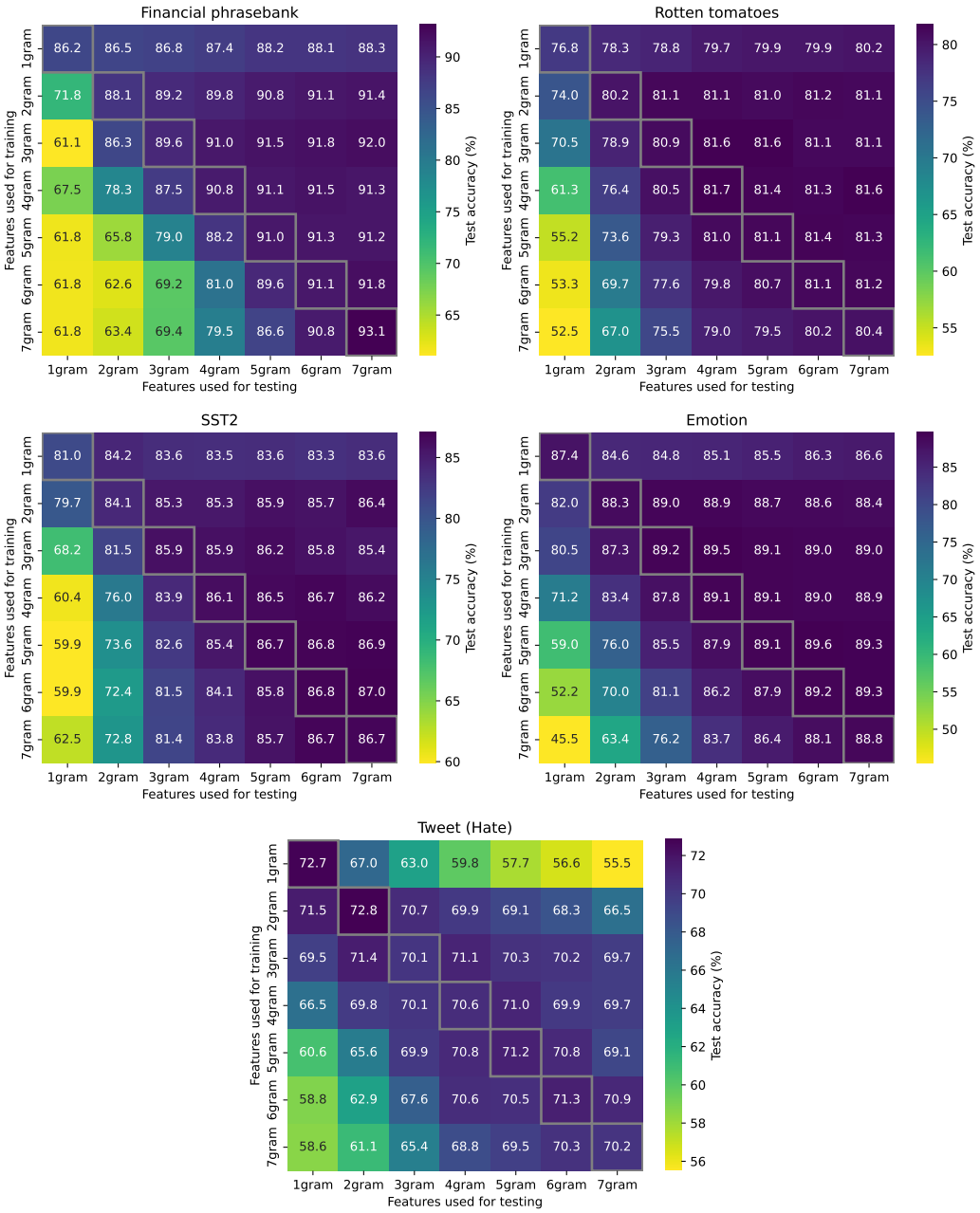

Figure A1: Varying the order of ngrams used for training and testing across each of the five datasets in Table 1. Some models (i.e. rows) perform reasonably well as the order of ngrams used for testing is varied, potentially enabling a test-time tradeoff between accuracy and interpretability. Generally, using higher-order ngrams during testing improves performance and testing with less ngrams than used for training hurts performance considerably.