

An Early Catalog of Planet Hosting Multiple Star Systems of Order Three and Higher

M. Cuntz, G. E. Luke, M. J. Millard, L. Boyle, S. D. Patel

Department of Physics, Box 19059

University of Texas at Arlington, Arlington, TX 76019;

cuntz@uta.edu; gregory.luke@mavs.uta.edu; matthew.millard@mavs.uta.edu;
lindsey.boyle@mavs.uta.edu; sdp3361@mavs.uta.edu

ABSTRACT

We present a catalog (status July 1, 2022) of triple and higher order systems identified containing exoplanets based on data from the literature, including various analyses. We explore statistical properties of the systems with focus on both the stars and the planets. So far, about 30 triple systems and one to three quadruple systems, including (mildly) controversial cases, have been found. The total number of planets is close to 40. All planet-hosting triple star systems are highly hierarchic, consisting of a quasi-binary complemented by a distant stellar component, which is in orbit about the common center of mass. Furthermore, the quadruple systems are in fact pairs of close binaries (“double-doubles”), with one binary harboring a planet. For the different types of star-planet systems, we introduce a template for the classifications of planetary orbital configurations in correspondence to the hierarchy of the system and the planetary host. The data show that almost all stars are main-sequence stars, as expected. However, the stellar primaries tend to be more massive (i.e., corresponding to spectral types A, F, and G) than expected from single star statistics, a finding also valid for stellar secondaries but less pronounced. Tertiary stellar components are almost exclusively low-mass stars of spectral type M. Almost all planets have been discovered based on either the Radial Velocity or the Transit method. Both gas giants (the dominant type) and terrestrial planets (including super-Earths) have been identified. We anticipate the expansion of this data base in the light of future planetary search missions.

Subject headings: catalogs — celestial mechanics — binaries: general — methods: statistical — planetary systems — stars: late-type

1. Introduction

Comprehensive studies of star-planet systems have become a main segment of contemporary astronomy, astrophysics, and astrobiology. Since the first detection of a planet beyond the Solar System in orbit about a solar-type star (Mayor & Queloz 1995), the number of confirmed exoplanets¹ is currently exceeding 5000. Note that most planets are hosted by single stars, although there is a notable number of planets (which is about 100, in part depending on the cutoff regarding the stellar separation distance) that are members of stellar binary systems (e.g., Duquennoy & Mayor 1991; Patience et al. 2002; Eggenberger et al. 2004; Lada 2006; Raghavan et al. 2006, 2010; Roell et al. 2012; Wang et al. 2015a,b; Pilat-Lohinger et al. 2019). However, the number of planets found to be hosted by higher order systems is relatively small, i.e., about 40 for triple and quadruple systems combined, with the exact number depending on whether some controversial or unconfirmed cases are included. These kinds of systems are the focus of the present study.

Note that a considerable fraction of stellar systems is composed of multiple stars, which have previously been the topic of intense research, encompassing stellar structure analyses, orbital stability studies, and research devoted to evolution (see below). Following Tokovinin (2014a,b), single stars account for approximately half, binaries a third, and triples less than a tenth. Comparable statistics, including studies on the origin of triple and quadruple stellar systems, have been given by Tokovinin (2008) and Eggleton & Tokovinin (2008). Previous studies about the stability of planets in triple and higher order stellar systems have been given by Ford et al. (2000), Mardling et al. (2001), Verrier & Evans (2007), Hamers et al. (2015), Correia et al. (2016), Busetti et al. (2018), and Mylläri et al. (2018).

Regarding planets in binary systems, two different kinds of cases have been identified (Dvorak 1982). First, planets may orbit one of the binary components; those are categorized as planets in an S-type orbit (see Fig. 1). In those systems the other stellar component is at a notable distance; however, it may act as a perturbator. Second, planets may orbit both binary components; those are said to be in P-type orbits. This type of nomenclature has also been adopted by, e.g., Busetti et al. (2018) for triple stellar systems; it will be applied and augmented in this study. Previously, hierarchical triple star systems have also been studied by Verrier & Evans (2007) with a focus on single planets in orbit about inner binaries. For studies of possible habitability for planets in S-type and P-type orbits see, e.g., Cuntz (2014), and references therein.

¹For updated information see, e.g., <http://exoplanet.eu> and <http://exoplanets.org>

Tokovinin (2008) conveyed comparative statistics and comments on the origin of triple and quadruple stellar systems. For triple and quadruple systems, they found notably different statistics for the orbital periods and mass ratios. Regarding the quadruple systems, they identified a relative high abundance of ϵ Lyrae-type systems (double binaries, also called “double-doubles”) with similar masses and inner periods. However, the outer and inner mass ratios in triple and quadruple stars were not mutually correlated. They also argue that the origin of triple and quadruple star systems could perhaps be explained via rotationally driven (cascade) fragmentation possibly followed by migration of inner and/or outer orbits to shorter periods.

Besides observational verifications indicating that planets are able to exist in binaries and multiple stellar systems, additional support about the abundance and significance of those planets stems from the discovery of protoplanetary disks in those systems. Besides the plethora of results on binaries, see, e.g., Rodríguez et al. (1998), Jenson & Akeson (2014), Czekala et al. (2019), and references therein — encompassing different aspects such as planet formation, disk alignment, and evolution — a rare example of a disk in a triple star system was recently identified as well. Bi et al. (2020) found that GW Ori, a hierarchical triple system, possesses a rare circumtriple disk. The authors noted three dust rings in the GW Ori disk at ~ 46 , ~ 188 , and ~ 338 au, with an estimated dust mass of 74, 168, and 245 Earth masses, respectively. The data also indicate complex disk dynamics initiated by the various stellar components. Subsequent work by Smallwood et al. (2021) conveyed evidence of disk breaking that according to the authors is likely caused by undetected planets, which if confirmed would constitute the first planet(s) identified in a circumtriple orbit.

The present-day record regarding stellar multiplicities are the currently known two septuple systems AR Cassiopeiae and ν Scorpii, see Tokovinin (1997) and Eggleton & Tokovinin (2008), including references therein. Both systems are highly hierarchic, with both containing different types of stars (although the properties of many components still await classification), including main-sequence stars. Higher multiplicities may in fact be possible; in fact, there may be a smooth transition to (though perhaps loosely) gravitationally bound “open clusters”. Owing to the complex patterns of gravitation interaction in those systems, possible exoplanets hosted in high-order systems may be restricted to (probably tight) S-type configurations and to P-type configuration with respect to quasi-binaries. However, no detections have been made.

More recently, work pertaining to planet-hosting star systems has been given by, e.g., Mugrauer (2019) and Lester et al. (2021). Mugrauer (2019) presented a new survey that explores the second data release of the ESA *Gaia* mission, in order to search for stellar companions of exoplanet host stars, located at distances closer than about 500 pc around

the Sun. In total, 176 binaries, 27 hierarchical triples, and one hierarchical quadruple system have been detected among more than 1300 exoplanet host stars. As part of their study, they examined dynamical aspects of the systems as well as the associated mass distribution. Lester et al. (2021) reported speckle observations of TESS exoplanet host stars, with a focus on stellar companions at 1–1000 au, including implications for small planet detection.

The purpose of this work is to provide a repository of data for triple and quadruple star-planet systems as known to date, together with elements of analysis and interpretation. In Section 2, we report on the data acquisition for the various star-planet systems. We also offer a template of system classification, which particularly considers the various types of planetary orbits. Additionally, we discuss cases of controversies and planet retractions as reported in the literature. In Section 3, we provide selected statistical analyses and interpretation, encompassing both the planets and the host stars. As a case study, detailed information about the Alpha & Proxima Centauri system, including aspects of orbital stability and habitability, is presented in Section 4. Additional analyses are given in Section 5, whereas Section 6 conveys our summary and conclusions. See Appendix A for the list of acronyms.

2. Data Acquisition

2.1. Approach and Attributes

The aim of this study is to present a catalog of planet-hosting multiple star systems identified to contain exoplanets (see Table 1). The underlying data have been obtained from the literature. They include data on the planets and the stellar components, especially the planetary host stars, as well as information on the stellar distances and the composition of the stellar systems. For star-planet systems that are outside of the scientific community’s main focus, thus lacking notable updates, the original data provided at the time of discovery have been used. In other cases, as, e.g., the Alpha Centauri system, updates became available when additional system planets have been discovered, often leading to the refinement of the data of previously detected planets.

Figure 2 and 3 depict the distribution of currently known planets in triple and quadruple stellar systems in the two celestial hemispheres. Certain (the overwhelming majority) and uncertain detections are identified as such. The images were produced using the StarCharter software². Each image is a chart of all of the stars, above a threshold magnitude, and constellations from its database. Each image also plots the path of the celestial equator,

²Source of data: <https://github.com/dcf21/star-charter>

ecliptic plane, and the galactic plane. Planetary detections, including the small number of unconfirmed cases, at present occur in 22 out of the 88 constellations. Unsurprisingly, a high accumulation of systems takes place at the Summer Triangle, a consequence of the multi-year contributions by the *Kepler* mission. Information about the system coordinates³ is given in Table 2.

Figure 4 conveys information on the year of discovery⁴ for planets hosted by triple or quadruple star systems. The first confirmed discovery has been 16 Cygni Bb (Cochran et al. 1997), a planet in a highly elliptical orbit hosted by a solar-type star being part of a triple star system. In total, there are 27 confirmed triple stellar systems with planets and one confirmed planet-hosting quadruple stellar system, which is Kepler-64 (Schwamb et al. 2013), amounting to 39 confirmed planets in multiple stellar systems. In fact, there are 7 multi-planetary systems; the total number of planets in those systems is 18. Both the confirmed and nonconfirmed planet-hosting quadruple stellar systems are so-called “double-doubles”, i.e., pairs of stellar binaries, with one of them hosting a planet. Regarding the triple star systems, the current record indicates about one discovery per year over a timespan of 25 years, with a notable increase within the last five years. Actually, two discoveries already occurred in the first few months of 2022, which are Proxima Centauri d and LTT 1445Ac; see Faria et al. (2022) and Winters et al. (2022) for details.

Furthermore, we provide a list of the distances to each planet-hosting star system (see Table 1 and Fig. 5). The distance data mostly originate from the NASA Exoplanet Archive. This archive relies on data from the TESS Input Catalog (TIC), Version 8. The TIC uses parallax measurements from *Gaia* to estimate the distance to the star systems; see Stassun et al. (2019). However, there are a few systems, i.e., HD 188753, KOI-5, and KIC 7177553, where no information could be located in the archive. Thus, for HD 188753 and KOI-5, the distance reference of Bailer-Jones et al. (2018) was used by utilizing their VizieR Catalogue⁵. KIC 7177553 appears to be unavailable in both the NASA Exoplanet Archive and the VizieR Catalogue. In this case, we quote the distance value given by Lehmann et al. (2016).

The closest planet-hosting multiple star system is Alpha & Proxima Centauri at a distance of 1.302 pc (Brown et al. 2018)⁶ — a finding that will continue to persist considering that this system is closest to Sun-Earth. However, various planet-hosting triple star systems

³Source of data: <https://heasarc.gsfc.nasa.gov/cgi-bin/Tools/convcoord/convcoord.pl>

⁴The year of discovery is set as the year of publication concerning the respective planet.

⁵Source of data: <http://vizier.u-strasbg.fr/viz-bin/VizieR?-source=I/347>

⁶*Gaia* Data Release 2; see <http://gea.esac.esa.int/archive/documentation/GDR2/index.html>

(certain detections), which are WASP-12, Kepler-13, and KOI-5, were also discovered at relatively large distances; they are located at distances of 427 pc, 519 pc, and 547 pc, respectively (see Table 1); for KOI-5, the existence of the planet was suggested by Hirsch et al. (2017) and confirmed by Ciardi (2021). A statistical analysis indicates that the mean and median values for the distances of these kinds of systems are given as 45 pc and 120 pc, respectively. Note that the significant skewness of that distribution is due to a small number of large-distance outliers associated with successful detections by SuperWASP and *Kepler*.

Table 3 and Fig. 6 give information on the method of discovery for the various exoplanets, as well as the primary astronomical facility. Regarding the latter, major contributions have been made by La Silla, the Keck, Lick, and McDonald Observatories, as well as the *Kepler* mission. Most recently, contributions were also made by K2 and TESS. Concerning planetary discoveries, the dominant method has been the Radial Velocity method, prevalent especially during the early phases of the planet discovery history and thus yielding 21 confirmed planets in triple systems. The second most important method has been the Transit method, also utilized by *Kepler*, with an output of 16 confirmed planets in triple systems. Minor contributions have been made through direct imaging and by astrometry and eclipse timing.

Both gas giants (the dominant type) and terrestrial planets (including super-Earths) have been identified (see Fig. 7). The Radial Velocity method led to the discovery of many Jupiter-type planets, noting that with respect to triple star systems, 24 Jupiter-type planets have been found. However, in the absence of alternate methods, only minimum values for the masses could be ascertained. Earth-mass and sub-Earth-mass planets have been detected in the systems of Alpha Centauri (see Sect. 4), Kepler-444, and LTT 1445; see Faria et al. (2022), Campante et al. (2015), and Winters et al. (2019) for details and results.

2.2. System Templates and Classifications

2.2.1. General Remarks

This work is aimed at presenting and evaluating planet-hosting triple and quadruple stellar systems. A careful review of the data and literature shows that most of those systems are genuine, which means that both the proposed planet(s) and the respective stellar components can be assumed as confirmed; see Table 4 and 5. In those cases, there is no sincere controversy on the existence of the various system components (OK case). However, there are some systems where this is not the case, referred to as Case 1, 2, and 3, respectively. In that regard, the following nomenclature is used.

Case 1 means that all stars have been confirmed and at least one exoplanet has been confirmed; however, there is at least one other unconfirmed system planet or stellar component. Case 2 means that there is an unconfirmed stellar component besides (at least) one confirmed exoplanet. Thus, the system may instead be a planet-hosting binary (if a suggested triple star system) or a planet-hosting triple star system (if a suggested quadruple star system). Finally, Case 3 means that all stellar components are confirmed; however, the proposed exoplanet is still unconfirmed. This kind of nomenclature is consistently used through this work, including the various statistical analyses.

It is also found that all triple star systems as considered are hierarchic in nature. In those systems, like any other kinds of systems, each star orbits the system’s center of mass. However, in a hierarchic triple star system (see Fig. 1), two of the stars form a close binary, and the third orbits this pair at a distance much larger than the distance of binary separation; see, e.g., Eggleton & Kiseleva (1995) and subsequent work for the examinations of triple system stability and related topics. Table 6 provides information on the configuration of the triple stellar systems as discussed in this study as well as on the stellar spectral types. References of the latter are typically included in the publication of the planetary discovery (see Table 1) or available through SIMBAD⁷. We also give information on small and large separation distances of the stellar components, given as $a_{\text{bin}}^{(1)}$ and $a_{\text{bin}}^{(2)}$ as obtained from the literature (see Sect. 2.2.3).

2.2.2. Comments on Planetary Orbits

When attempting to identify and analyze systems⁸ containing an abundant number of stellar and/or planetary components, especially those identified by different groups or individuals, their identity can be difficult to distinguish. For instance, an AC-B system⁹ — assumed as hierarchic — is named that way because the C component has been found to orbit the component A (the primary) but this discovery took place after the confirmed

⁷See <http://simbad.u-strasbg.fr/simbad/>

⁸Stellar components are denoted by using the suffixes A, B, C (etc.) and system planets are denoted by using the suffixes b, c, d (etc.). More intricate notations are used for, e.g., circumbinary planets. Setting adequate standards of notation is the charge of the IAU Commission G1, which is striving for optimal consistency, a challenging task particularly for high-order systems. Relevant publications in this context include Hessman et al. (2010) and Tokovinin (2014a,b).

⁹Systems denoted as AB-C or AC-B represent, in principle, the same kind of configuration, which is a close binary given as AB or AC, respectively, and a distant component referred to as component C or B, respectively. The different usage of names is usually due to the observational history of those stars.

existence of the distant component B. Thus, the C component would constitute the second stellar component in that system irrespectively of the stars’ discovery history. Regarding our study, we have adopted this terminology focusing on the order of the stellar components rather than the name given to them. Consequently, for the case of planetary orbits in an AC-B system, if a planet orbited A, it would be S1, if it orbited C, it would be S2, and if it orbited B, it would be S3. Equivalent terminology applies to any variation of the traditional AB-C or A-BC system. Here, a planet in orbit about the B and C component would be referred to as S2 and S3, respectively.

A planet in a quasi-circumbinary orbit about the components A and C in an AC-B system is referred to as P12. However, due to the lack of orbital stability, P13 and P23 planets in an AC-B system, in orbit about AB and CB, respectively, would be impossible in this kind of hierarchic triple system. In case of non-hierarchic triple systems, the principal possibility of P13 and P23 planets may exist, although detailed stability analyses would be required to verify their existence. Planets orbiting all three stellar components at once, expected to require wide orbits, may occur in non-hierarchical and mildly hierarchical triple stellar systems; they would be referred as T123 planets (“circumtrinary” planets). However, those cases still await observational verification.

Information regarding the triple star systems considered in this study is given in Table 7. It is found that for both confirmed and unconfirmed systems the overwhelming case is that of S1 with 28 and 4 identifications, respectively; see Table 7. For confirmed cases, the second most common case is S3 followed by S2, with 7 and 3 identifications, respectively. For confirmed systems, no P12 case is found; however, there is one unconfirmed P12 case, which is HW Virginis.

The terminology used in this work bears some similarities to that previously adopted by Busetti et al. (2018), although some notable differences exist. They use very similar definitions for their planet orbits; however, their paper focuses on studying one kind of configuration for triple systems, which is a hierarchic in a particular manner. Thus, the inner binary is orbited by a third component outside of the quasi-binary. Here we adopt a different kind of P-type orbital definition as we account for both inner and outer binary pairs as seen in a possible AB-C or A-BC system. Moreover, Busetti et al. (2018) do not distinguish if they are tracking all planets located within a system or simply noting the orbital type of a confirmed planet in the system. In contrast, our study focuses on a more comprehensive picture of possible triple stellar system configurations instead of a single setup.

2.2.3. Validation of the Stellar Components

A crucial aspect of this study is to corroborate the existence of the previously identified stellar system components. Hence, we sought identifying consensus in the scientific community, but also paid heightened attention to controversial cases. One of those cases appears to be HD 4113 where there are open questions about one of the system components (see Sect. 2.3). In addition, there had been a retraction pertaining to the HD 131399 system (see Sect. 2.4.2).

Naturally, systems where stellar components might be in jeopardy of not being fully gravitationally bound to the system are those with the largest values for $a_{\text{bin}}^{(2)}$, the larger of the two separation distances (semimajor axes); see Table 6. Currently, there are four cases of $a_{\text{bin}}^{(2)} \gtrsim 3000$ au, which are HD 126614, HD 40979, HD 196050, and the Alpha & Proxima Centauri system. For the latter, $a_{\text{bin}}^{(2)}$ is identified as approximately 8200 au based on recent ALMA data (Akeson et al. 2021).

HD 126614 is an established triple star system whose outer component, also known as LP 680-57, was first reported in 1960 with the W. J. Luyton proper motion catalog Mason et al. (2001); its angular separation is given as 41.90" from the primary. Work by Lodieu et al. (2014) confirmed that the system is gravitationally bound. Regarding HD 40979, the composition and connectedness have been examined by Mugrauer et al. (2007) who concluded that the outer component, despite an angular separation of 192.5" from the primary, is part of that system. Moreover, HD 196050 has been identified as a gravitationally bound triple star system as well. In this case, the angular separation of the outer component is given as 10.80", corresponding to a projected separation of 7511 ± 22 au (Mugrauer et al. 2005).

Detailed comments about the Alpha & Proxima Centauri system have been given in Sect. 4. In 2017 Radial Velocity measurements have been precise enough to demonstrate that Proxima Centauri is gravitationally bound to Cen AB. Proxima Cen is currently about 13,000 au away from the Cen AB owing to the relatively high orbital eccentricity given as $0.497_{-0.060}^{+0.057}$ (Akeson et al. 2021). Due to their closeness to Earth and the orbital eccentricities of Cen AB and Cen C, the position angles continuously change throughout their projected orbits, whereas the orbital parameters remain largely unaltered. Recently, the system's orbital stability has been reconfirmed by Boyle & Cuntz (2021).

In Table 6, we list $a_{\text{bin}}^{(1)}$ and $a_{\text{bin}}^{(2)}$ for the various systems, the small and large separation distances of the stellar components, respectively, as obtained from the literature. They are often relatively uncertain as they depend on the stellar proper motions, among other quantities; in fact, they are typically also be affected by projection effects. For example, Colton et al. (2021) assessed the existence of bound stellar components to *Kepler*

exoplanet host stars based on Speckle Imaging allowing insights into the nature of many of those systems. We also assessed the ratios $q_{\text{bin}} = a_{\text{bin}}^{(2)}/a_{\text{bin}}^{(1)}$ for the various planet-hosting triple star systems. In that regard, at present, no compact systems with $q_{\text{bin}} \lesssim 3$ have been identified, which also affects the types of permissible planetary orbits.

2.3. Controversies

For some of the triple and quadruple systems, as listed in Table 5, ongoing controversies exist about the reality and properties of the respective planets. Some of those systems require further studies on their composition and the properties of the various components. In general, the identified systems may host additional planets, noting that for some of those systems, as, e.g., the Alpha Centauri system, evidence of still unconfirmed planets already surfaced (e.g., Wagner et al. 2021). In case of 2M J0441 + 2301, it is still unclear if one of the system components is a low-mass brown dwarf or a giant planet (Todorov et al. 2010; Bowler & Hillenbrand 2015). Other objects of interest include HD 188753 and Gliese 667. Regarding the systems Fomalhaut and HD 131399, solid evidence has been provided that the previously proposed planets do not exist. Therefore, in the context of this study, these systems are considered as retracted and are thus not listed as controversial.

Following Konacki (2005), the system of HD 188753 contains a solar-type star (with a temperature and mass akin to the Sun) that is host to a hot Jupiter as well as a close binary; hence, the classification of a planet-hosting triple stellar system. However, follow-up observations by Eggenberger et al. (2007) based on Doppler measurements did not confirm the planet’s existence; therefore, we listed this system as controversial. Gliese 667 (or GJ 667) is another case of a long-standing controversy. GJ 667 is a planet-hosting triple star system noting that GJ 667C, the least massive of the three components, is homestead to two confirmed super-Earth planets (Feroz & Hobson 2014; Robertson & Mahadevan 2014). Previously, it was argued that GJ 667 would host several additional planets, including three planets in its HZ (Anglada-Escudé et al. 2012, 2013; Delfosse et al. 2013). Subsequent estimates based on the Bayesian analysis of radial velocity data (Feroz & Hobson 2014) reduced that number to two (or, less likely, three). A key aspect in the determination of the correct number of planets hosted by M-dwarfs such as GJ 667C is the adequate analysis of stellar activity, which is particularly challenging (e.g., Tuomi et al. 2019; Lafarga et al. 2021, and references therein).

Other cases of ongoing discussions and controversies include the systems of HD 4113, HW Virginis, KIC 7177553, and 40 Eridani. According to Cheetham et al. (2018), HD 4113 is a complex dynamical system consisting of a giant planet, stellar host and a known M-dwarf

companion; see also Mugrauer et al. (2014) and Mugrauer (2019) for additional results. The system also contains an ultracool substellar companion of late-T spectral type; its estimated mass given as about $66 M_J$ is evidently beyond the Jovian planet limit. Evidence of the planet Ab has been reported by Tamuz et al. (2008). However, open questions about the system’s composition remain as the memberships of some components are not fully established. In fact, one of the system components is situated at an angular separation of $43''$, corresponding to a projected separation of 2000 au^{10} .

HW Virginis is a system that is considered potentially unstable; it appears to consist of two stars, a Jupiter-type planet, and a brown dwarf; thus, a triple star system. Previous work on the stability of that system was pursued by Beuermann et al. (2012) and Horner et al. (2012). KIC 7177553 is a young system observed by the *Kepler* satellite (Lehmann et al. 2016). It consists of a pair of binary stars; hence, a quadruple system. The system also contains a super-massive Jupiter-type planet (but below the brown dwarf mass limit). However, considering the system’s complexity and dynamics, there is a need for additional transit data to ultimately confirm the planet’s existence.

For 40 Eridani, Ma et al. (2018) reported a super-Earth in a 42.4 d orbit, using data sets taken by multiple spectrographs, including HIRES. Considering the close proximity of this system to Earth, given as 5.04 pc (see Table 1), this would have made that planet-hosting triple star system the second closest to Earth known to date, only topped by Proxima Centauri. However, in 2021 Rosenthal et al. determine a significant periodicity at 42 days in the HIRES *S*-value measurements, thus concluding that 42 days is the likely rotation period of that star. Moreover, Rosenthal et al. (2021) identified evidence of a long-period magnetic activity cycle with the nearly same period. Hence, the previously acclaimed planet is most likely a false positive.

2.4. Refutations and Retractions

2.4.1. Fomalhaut b

Following Kalas et al. (2008), and references therein, Fomalhaut (α PsA) is a triple stellar system, with its main component, an A-type star, shrouded by an extended disk structure, indicating ongoing planet formation. According to this study, optical observations point to an exoplanet candidate, Fomalhaut b. Moreover, optical dynamical models of the

¹⁰Noting that HD 4113 may be a planet-hosting binary, HD 4113b, albeit undisputed, is placed in the unconfirmed category of Table 7 and subsequent representations.

interaction between the putative planet and the gas and dust belt indicate that Fomalhaut b’s mass is at most three times that of Jupiter. Open questions about observational features at different wavelengths (mm-regime), including variabilities, however remained — albeit work by Currie et al. (2012) provided support for the interpretation of Kalas et al.

However, Lawler et al. (2015) in a follow-up study pointed out that although the planet candidate Fomalhaut b is bright in optical light but undetected in longer wavelengths, requiring a large, reflective dust cloud. According to the authors, the new observations point to an extremely eccentric orbit ($e \simeq 0.8$), indicating that the existence of Fomalhaut b is not consistent with the system’s eccentric debris ring. Hence, an irregular satellite swarm around a super-Earth is proposed instead. Lawler et al. (2015) also predicted that the feature mimicking the existence of Fomalhaut b is expected to expand until it either dissolves or becomes too faint to be seen.

This view is in alignment with a recent study by Gáspár & Rieke (2020), based on HST observations, which arrived at a different conclusion than previously conveyed by Kalas et al. (2008). Gáspár & Rieke (2020) revisited published data in together with more recent HST data, concluding that the source is likely on a radial trajectory, evidently related to a collision between two large planetesimals, and has started to fade away. Apparently, we are witnessing the effects of gravitational stirring due to the orbital evolution of hypothetical planet(s), which may still exist in that system. However, the exoplanet Fomalhaut b does not exist.

2.4.2. *HD 131399 Ab*

HD 131399, located in the constellation of Centaurus, was previously classified as a planet-hosting multiple stellar system. However, this assessment has changed. As a consequence, HD 131399 is not any further considered in this study. Earlier, Wagner et al. (2016) reported the discovery of a Jovian exoplanet, named HD 131399 Ab, in that system based on direct imaging. They classified HD 131399 Ab as a Jovian planet of $4 \pm 1 M_J$ with a relative wide orbit situated in a hierarchic triple star system. Wagner et al. (2016) already pointed out that the planetary orbit is potentially unstable. Additional details about the system were given by Lagrange et al. (2017), who also noted that the planet’s existence challenges conventional planet formation theories. The object was originally recorded using the SPHERE imager at ESA’s Very Large Telescope.

However, a follow-up study by Nielsen et al. (2017) indicated that the candidate planet is, in actuality, a background star instead. The authors conveyed results from JHK1L’

photometry and spectroscopy obtained with the Gemini Planet Imager, VLT/SPHERE, and Keck/NIRC2, as well as a reanalysis of the previous analysis data. This finding is also consistent with the object’s proper motion. Furthermore, as discussed by Nielsen et al. (2017), if HD 131399 Ab were a physically associated object, its projected velocity would exceed the escape velocity given the mass and distance to HD 131399 A. Hence, the putative exoplanet is most likely a background K or M dwarf instead. Wagner et al. now concur with most if not all of these findings, and on April 14, 2022 they retracted their article.

3. Statistical Analysis and Interpretation

3.1. Triple Systems

3.1.1. Stellar Components

Table 8 provides information on the planet host stars of confirmed triple stellar systems; see also Fig. 8 for additional information. There is a notable range regarding spectral type, with the upper end given by Kepler-13A, an A-type star (Shporer et al. 2014). Based on their report, the main stellar parameters are given as $T_{\text{eff}} = 7650 \pm 250$ K, $M_{\star} = 1.72 \pm 0.10 M_{\odot}$, and $R_{\star} = 1.71 \pm 0.40 R_{\odot}$. In fact, the majority of planet host stars are G dwarf noting that 16 Cygni B most closely resembles the Sun (e.g., Metcalfe et al. 2015). The least massive star is Proxima Centauri with a mass of $0.12 M_{\odot}$ (see Sect. 4 for details). In Table 8, for each host star information is given about the respective stellar effective temperature, mass, radius, and luminosity as obtained from the literature.

Various kinds of techniques have been employed for deriving the acquired information, which in regard to the mass also considered stellar evolution scenarios. Stellar surface temperatures have typically been deduced spectroscopically. Since the stellar effective temperature, radius, and the stellar luminosity are not independent of one another, extra opportunities exist for deriving the missing parameter. In case of the systems HAT-P-8, K2-290, Kepler-444, and KOI-5, the star’s luminosity value has been deduced from the stellar effective temperature and radius. For some main-sequence stars, the mass–luminosity relation proved useful as well; see, e.g., Cuntz & Wang (2018) for information on the $M - L$ relationship for K dwarfs.

The masses of the planet host stars of confirmed triple stellar systems range from $0.12 M_{\odot}$ (Proxima Centauri) to $1.72 M_{\odot}$ (Kepler-13A). Regarding the Kepler-13AB system, valuable information has been obtained by Howell et al. (2019) based on the high-resolution imaging instrument, *Álopeke*, at the Gemini-N telescope indicating that Kepler-13b is a

highly irradiated gas giant with a bloated atmosphere. The denoted mass range can be compared to previous work by, e.g., Mugrauer (2019) who studied the properties of planet host stars, which are typically not members of multiple stellar systems, while also using information provided by *Gaia* astrometry. They found that those stars exhibit masses in the range between about $0.078 M_{\odot}$ and $1.4 M_{\odot}$ with a peak in their mass distribution between $0.15 M_{\odot}$ and $0.3 M_{\odot}$. However, the planet host stars in triple systems are identified to be more massive; see Sect. 5 for further comments.

Important sources for accurate information about stellar diameters and temperatures of the various stellar components have been given by Boyajian et al. (2012, 2013) and White et al. (2013). They conveyed interferometric angular diameter measurements made with the CHARA Array for a notable range of main-sequence stars. These data were used in combination with the *Hipparcos* parallaxes and new measurements of the stellar bolometric fluxes to compute absolute luminosities, linear radii, and stellar effective temperatures. Previously, van Belle & von Braun (2009) determined linear radii and effective temperatures for numerous exoplanet host stars based, in part, on qualified estimates of bolometric fluxes and reddenings through spectral-energy distribution fits. Improved spectroscopic parameters for various transiting planet host stars have been given by Torres et al. (2012). Relevant information for most objects has also been obtained through the *Gaia* data release (Brown et al. 2018).

In case of late-K and M dwarfs, detailed studies by Mann et al. (2015) led to improved empirical measurements of the stellar effective temperatures, bolometric luminosities, masses, and radii. Another important contribution has been made by Baines et al. (2018) who derived fundamental properties of various planet host stars based on angular diameter measurements from the NPOI. Another source of updated stellar parameters is the work of Rains et al. (2020) who obtained accurate angular diameters for many southern stars based on the PIONIER beam combiner located at the VLTI. Significant credit should also be extended to the *Kepler*, K2, and TESS missions for providing valuable stellar and planetary information. In many other cases, valuable stellar parameter determinations were provided in conjunction with the respective planetary discoveries (see Table 1) or in subsequent work with the effort of constraining the relevant parameters of the star-planet systems.

3.1.2. Planetary Components

As conveyed in Table 1, 3, and 5, a total of 27 confirmed planet-hosting triple star systems has been identified, and the total number of confirmed planets is 38. Various detection methods have been utilized, while noting the most successful method has been the Radial

Velocity method, yielding 21 planets, followed by the Transit method, utilized by *Kepler*. Minor contributions were made through direct imaging and by astrometry and eclipse timing. Both gas giants (the dominant type) and terrestrial planets (including super-Earths) have been identified. Thanks to the Radial Velocity method, 24 Jupiter-type planets have been discovered.

In addition, a small number of Earth-mass and sub-Earth-mass planets have been found as well, located in the systems of Alpha Centauri, Kepler-444, and LTT 1445; see Faria et al. (2022), Campante et al. (2015), and Winters et al. (2019), respectively; see Table 9 and 10 for details and further information. The exoplanet of lowest mass, which is $0.034 M_{\oplus}$, has been found within the multiple planetary system hosted by Kepler-444 (Campante et al. 2015). Kepler-444 is identified as a metal-poor Sun-like star from the old population of the Galactic thick disk.

Despite the fact that the total number of planets hosted by triple star systems is relatively small, an attempt can be made to identify some general trends. In Fig. 9, we display of the planetary eccentricity e_p as a function of the semimajor axis a_p ; here we also distinguish between planets of single and multi-planetary systems. Furthermore, in Fig. 10, we report the planetary masses M_p again as a function of the semimajor axis a_p . Note that an arrow was used when only the planet’s minimum or maximum mass is known. (The former case typically occurs when a planet has been identified through the Radial Velocity method.)

Both Fig. 9 and 10 are, in essence, scatter plots with no discernible trend information. Most planets have low or moderately-high eccentricities, and there are two planets, which are 16 Cygni Bb and HD 41004Ab, with eccentricities exceeding 0.65. Very small eccentricities (i.e., close to or indistinguishable from zero) can be found for close-in planets, a result also known from previous studies. Examples of early work include contributions by Marcy et al. (2004) and Butler et al. (2006), with the former being a Doppler planet survey of 1330 FGKM stars. By making use of the Lick, Keck, and ATT, 75 planets have been found which broadly speaking exhibit a very similar $e_p - a_p$ distribution as depicted in Fig. 9.

Similar results have been found by Butler et al. (2006) who presented a catalog of nearby exoplanets. They examined 168 planets regarding their e_p and a_p properties; in this case, 11 planets have been identified with eccentricities in excess of 0.65. However, no viable conclusion about the abundance of high-eccentricity planets in triple stellar systems can be conveyed considering the inherent limitations of small number statistics. Our results are also consistent with work by Kane et al. (2012) who studied the exoplanet eccentricity distribution from *Kepler* planet candidates. Among other results, they found that the mean eccentricity of the *Kepler* candidates decreases with decreasing planet size indicating that smaller planets are preferentially found in low-eccentricity orbits. In our case, those planets

happen to be close-in planets.

In Figure 11, we relate the planetary mass to the mass of the planet host star. Here it is found that planets of small masses, i.e., Earth-mass and sub-Earth-mass planets are preferably found in the environments of low-mass stars, i.e., K and M dwarfs. Those planets also occur within multi-planetary systems, notably the systems hosted by Proxima Centauri and Kepler-444A; however, additional observations of planets in tertiary stellar systems would be required to allow conclusions of statistical significance. Previous results on the occurrence and mass distributions of close-in Super-Earths, Neptunes, and Jupiters have been given by Howard et al. (2010) and others, which should be considered as part of future analyses.

3.2. Quadruple Systems

So far, three systems with (at least) four stellar components have been identified that are hosts to confirmed or suspected exoplanets. They are: 30 Arietis, Kepler-64, and KIC 7177553. The most convincing case is Kepler-64, whereas for the systems of 30 Arietis and KIC 7177553 notable uncertainties exist.

Regarding Kepler-64, a planet has been found by Schwamb et al. (2013) constituting a transiting circumbinary planet around an eclipsing binary in the *Kepler* field. According to that report, the planet was discovered by volunteers as part of the Planet Hunters citizen science project. The physical and orbital parameters of both the host stars and planet were obtained via a photometric-dynamical model, simultaneously fitting both the measured radial velocities and the *Kepler* light curve of the host objects. According to Schwamb et al. (2013), the $6.18 \pm 0.17 R_{\oplus}$ planet orbits outside the 20 day orbit of an eclipsing binary consisting of an F dwarf ($1.734 \pm 0.044 R_{\odot}$, $1.528 \pm 0.087 M_{\odot}$) and M dwarf ($0.378 \pm 0.023 R_{\odot}$, $0.408 \pm 0.024 M_{\odot}$). The authors report an upper planetary mass limit of $0.531 M_{\text{J}}$. Outside the planet’s orbit, at ~ 1000 au, a previously unknown visual binary has been identified (Schwamb et al. 2013) that is likely bound to the planetary system, making this the first known case of a planet-hosting quadruple star system, a so-called “double-double”.

30 Arietis and KIC 7177553 are two uncertain cases of planet-hosting quadruple systems; the putative planets have been identified by Guenther et al. (2009) and Lehmann et al. (2016), respectively. 30 Arietis constitutes either a planet-hosting stellar quadruple system or a quintuple stellar system without a confirmed planet. According to Roberts et al. (2015), 30 Arietis A and B are separated by 1,500 au. The two stellar components are at almost the same distance and have very similar proper motions; thus, they are almost certain

gravitationally bound. Furthermore, the main components of both systems are both binaries with a composite spectra indicative of F-type stars. Following Morbey & Brosterhus (1974), 30 Arietis A is a spectroscopic binary with an orbital period of 1.1 days. Based on work by Roberts et al. (2015) and Guenther et al. (2009), 30 Arietis B is categorized as a red dwarf companion at a distance of 22 au; moreover, there is another object, denoted as Bb, at about 1 au. Guenther et al. (2009) previously identified 30 Arietis Bb as a planet. However, recently measurements of the planetary orbit by Kiefer et al. (2021) led to evidence that the object might fall in the mass range of a brown dwarf or red dwarf instead.

According to Lehmann et al. (2016), KIC 7177553 is a system previously observed by the *Kepler* satellite. It consists of a pair of binary stars; hence, a quadruple system. The system also contains a super-massive Jupiter-type planet, but apparently below the brown dwarf mass limit. That latter object was revealed through eclipse timing variations; it has a period of approximately 529 days. Based on the work by Lehmann et al. (2016) employing RV measurements, it became obvious that the same *Kepler* target contains another eccentric binary, which is on a 16.5-day orbital period. Lehmann et al. (2016) also pointed out that the separation distance of the two binaries is about 167 au, and that they have nearly the same magnitude (to within 2%). In addition, the close angular proximity of the two binaries and very similar γ -velocities strongly suggest that KIC 7177553 is one of the rare planet-hosting double-double systems where at least one system is eclipsing. Moreover, both systems consist of slowly rotating, nonevolved, solar-like stars of comparable masses. However, considering the system’s complexity and dynamics, there is a need for additional transit data to ultimately confirm the planet’s existence.

4. Case Study: The Alpha and Proxima Centauri System

4.1. Basic Properties

Alpha Centauri is the closest star (if reduced to one component) and the closest stellar system to Sun-Earth. Hence, any planet hosted by that system constitutes the closest exoplanet to Earth, regardless of any future planet detections. Alpha Centauri is a hierarchic triple stellar system, consisting of a quasi-binary, i.e., star A and B, of spectral type G2 V and K1 V, respectively (Torres et al. 2006), and a distant component, which is Proxima Centauri, an M dwarf. Alpha Centauri A and B have effective temperatures of 5790 K and 5260 K and masses of $1.13 M_{\odot}$ and $0.97 M_{\odot}$, respectively; see Thévenin et al. (2002) and Pourbaix & Boffin (2016). For additional information on stellar parameters see, e.g., Boyajian et al. (2013), Kervella et al. (2017a), and Akeson et al. (2021).

Alpha Cen A and B are at a distance of 1.339 pc from the Sun, whereas Proxima Cen is at a distance of 1.302 pc (Brown et al. 2018); these values have been obtained by *Gaia*. The pair Alpha Cen A and B is in a highly eccentric orbit with their relative distance changing between 11.2 au and 35.6 au; the orbital period is given as 79.91 years (Hartkopf et al. 2008). The system’s age has been determined as 5.3 ± 0.3 Gyr (Joyce & Chaboyer 2018) based on classically and asteroseismologically constraint stellar evolution models.

Proxima Centauri, also known as Alpha Centauri C or GJ 551, is 8200_{-300}^{+400} au apart (semimajor axis) from Alpha Cen A and B. It has an orbital period of $511,000_{-30,000}^{+41,000}$ years (Akeson et al. 2021); see also Kervella et al. (2017b). Furthermore, Proxima Cen is on a highly eccentric orbit; its current distance from Alpha Cen AB is 12,950 au — a number that is poised to change as time progresses. Proxima Cen is a red dwarf of spectral type M5.5 Ve (Bessel 1991). Its stellar effective temperature is about 3000 K; moreover, its stellar mass and radius are given as about $0.12 M_{\odot}$ and $0.15 R_{\odot}$ (Delfosse et al. 2000; Ségransan et al. 2003; Boyajian et al. 2012; Mann et al. 2015; Ribas et al. 2017), respectively. Proxima Cen also exhibits significant amounts of stellar activity — comprised of emission, flares and outflows detectable in different wavelength regimes (e.g., Fuhrmeister et al. 2011; Ayres 2014; Robertson et al. 2016; Pavlenko et al. 2017; Howard et al. 2018). Note that these features are highly relevant for its prospects of circumstellar habitability.

4.2. Planet Detections

For Alpha Centauri A and B, there are no confirmed planet detections — yet, regarding Alpha Cen A, there is tentative evidence in favor of a possible planet or exozodiacal disk as discussed by Wagner et al. (2021); see, e.g., Wang et al. (2022) for additional analyses. A previous report about an Earth-mass planet hosted by Alpha Cen B by Dumusque et al. (2012) has been superseded by Rajpaul et al. (2016) who demonstrated that this earlier detection was a false positive. On the other hand, Proxima Centauri is known to harbor three planets, discovered between 2016 and 2022 by Anglada-Escudé et al. (2016), Damasso et al. (2020), and Faria et al. (2022), respectively. Facilities that made these observations possible include La Silla, VLT, and HST. Theoretical results indicating the possible existence of planets in the Alpha Cen system have been obtained by Quintana et al. (2002) who examined terrestrial planet formation for different dynamic scenarios. General studies on planet detectability in the Alpha Cen system have been published by Zhao et al. (2018).

Anglada-Escudé et al. (2016) identified an Earth-mass planet (minimum mass $1.3 M_{\oplus}$) in orbit about Proxima Cen with a period of about 11.2 d at a semimajor-axis distance of close to 0.05 au. Their analysis indicated that this object is situated in the stellar habitable zone,

presumably permitting liquid water on the planetary surface. The measurement allowing for the detection of the planets were performed using two spectrographs, which are the HARPS on ESO’s 3.6 m Telescope at La Silla Observatory and UVES on the 8 m Very Large Telescope at Paranal Observatory. In 2020, Damasso et al. identified based on the Radial Velocity method a low-mass planet hosted by Proxima Cen at a distance of 1.5 au. According to its minimum mass of $5.8 M_{\oplus}$, this planet is categorized as either a large super-Earth or a mini-Neptune. However, it is situated well beyond the outer limit of the stellar habitable zone. The planet’s detection is partially based on ESO’s HARPS instrument, and in 2020, the planet’s existence was ultimately confirmed by Hubble astrometry data from 1995; see Benedict et al. (1999) and references therein.

A third planet hosted by Proxima Cen was discovered by Faria et al. (2022). This work is based on a re-analysis of observations taken with the ESPRESSO spectrograph at the VLT aimed at evaluating the presence of a third low-mass planetary companion, which according to the authors started emerging during a previous campaign. Faria et al. (2022) found a signal at 5.12 ± 0.04 d with a low semi-amplitude. According to the authors, the analysis of subsets of the ESPRESSO data, the activity indicators, and chromatic RVs suggest that this signal is not caused by stellar variability but instead by a planetary companion with a minimum mass of $0.26 \pm 0.05 M_{\oplus}$ (about twice the mass of Mars) orbiting at 0.029 au from its host. Following Faria et al. (2022), the planet’s orbital eccentricity is compatible with a circular orbit. This observation is of pivotal importance as it indicates a planet with a sub-Earth mass is the immediate Sun-Earth neighborhood.

4.3. Orbital Stability and Habitability

There is little doubt about the orbital stability of the stellar components and the Alpha Centauri system planets. This view has been confirmed by Boyle & Cuntz (2021) who investigated the orbital stability¹¹ of the outlying stellar component and the two heretofore identified exoplanets based on the Hill stability criterion. Examples of previous work on planetary habitability for the Alpha Centauri system, such as the circumstellar environment of Proxima Centauri, include studies by Barnes et al. (2016) and Meadows et al. (2018).

Meadows et al. (2018) used 1-D coupled climate-photochemical models to generate self-consistent atmospheres for several evolutionary scenarios, including Earth-like atmospheres,

¹¹Due to the highly hierarchic nature of the triple star systems studied here, including Alpha Centauri, the binary approximation in orbital stability simulations is often appropriate; see work by, e.g., Holman & Wiegert (1999), Fatuzzo et al. (2006), and Cuntz et al. (2007), among other contributions.

with both oxic and anoxic compositions. They showed that these modeled environments can be habitable or uninhabitable at Proxima Cen b’s position in the habitable zone. These results (according to the authors) are applicable not only to Proxima Cen b, but to other terrestrial planets orbiting M dwarfs as well — especially in consideration of that M dwarfs are disadvantageous for hosting planets with life compared to, e.g., K dwarfs (e.g., Cuntz & Guinan 2016). On a perhaps less serious note, Marin & Beluffi (2018) calculated, through employing multi-parameter Monte Carlo simulations, the minimal crew for a multi-generational space journey toward Proxima b, estimated to last about 6300 years (their primary model). This work re-emphasizes the impossibility of interstellar travel under realistic assumptions based on current technology.

5. Additional Analyses

Another item of interest is the statistical analysis of the planet host stars in triple stellar systems. Thus, we focus on the 27 confirmed systems, defined as that all three stellar system components and at least one planet have been verified (see Table 5 and 6). Table 8 shows that those stars encompass a large range of masses, including M dwarfs such as Proxima Centauri, Gliese 667C, and LTT 1445A with masses as low as $0.12 M_{\odot}$; see Ribas et al. (2017), Tokovinin (2008), and Winters et al. (2022), respectively. On the other hand, planet-hosting stars of higher mass have been identified as well with 51 Eri A, an F-type star of mass $1.75 \pm 0.05 M_{\odot}$ (Simon & Schaefer 2011) as the current number one.

Next we focus on the distribution of stellar spectral types (see Fig. 8, and Table 6 and 11). It is found that the system’s main components are relatively more massive compared to main-sequence stars on average. Specifically, stellar primaries tend to be more massive than typical main-sequence single stars, a finding also valid for stellar secondaries though less pronounced. Tertiary stellar components are almost exclusively low-mass stars of spectral type M. Hence, in regard to planetary host stars, there is an increased abundance of A, F, and G-type stars.

In Table 12, we offer a more detailed statistics for stellar spectral types using a number scheme such as that A0, F0, G0, K0 and M0 stars are denoted as 1.0, 2.0, 3.0, 4.0, and 5.0, respectively. Stars of intermediate spectral types are denoted accordingly. Furthermore, we refrain from considering non-main-sequence stars, which led to the dismissal of 91 Aqr A, HD 185269 A, and Psi¹ Dra A as those stars are further evolved (with Psi¹ Dra A borderline); see Baines et al. (2018), Moutou et al. (2006), and Endl et al. (2016), respectively. In most other cases, the spectral types and subtypes are well-known. If missing, this information has been deduced based on the stellar effective temperature using the scale of Gray (2005).

Our analysis shows that at present the average spectral type of planet host stars in triple stellar systems is given as G3 V. Furthermore, there is no statistically significant difference whether or not the system harbors close-in planets or the planets are situated further out; here a divider at 0.1 au (semimajor axis) is used. We also compared this result to planet-hosting binaries, applied to S-type systems, where the planet is in orbit about one stellar component — instead of both, with that latter case referred to as P-type system; see, e.g., Dvorak (1982). The data for the binary systems as considered are taken from Pilat-Lohinger et al. (2019). In this case, the average spectral type of planet host stars is given as G8 V. Evidently, those stars are of later type; however, the difference to planet-hosting stars situated in triple star systems is about one standard deviation. Hence, a larger data base, particularly concerning triple star systems would be advantageous to further explore that statistical trend.

This statistical outcome can also be compared with the general spectral distribution for main-sequence stars; the latter is in part informed by Kroupa (2001, 2002) and Chabrier (2003) who pursued detailed analyses of the universal stellar initial mass function for the various components of the Milky Way. These studies reconfirmed that the mass function is heavily skewed toward the low end of the main-sequence. Previous work by Ledrew (2001) for the spectral types of main-sequence stars located in the solar neighborhood identified the following distribution: A: 0.6%, F: 3.0%, G: 7.6%, K: 12.1%, and M: 76.5%. (This also means that the Sun constitutes a high-mass star, although this attribution is barely made.)

These percentages are strikingly similar to the result obtained by E. Mamajek in 2016, unpublished (used with permission)¹², which for the various spectral types reads: A: 0.6%, F: 3%, G: 6%, K: 13%, and M: 72% (while ignoring a normalization factor of 1.057). Hence, the typical spectral type of general main-sequence stars is about M3 (the median), which is much closer to the lower end of the main-sequence than found for planet host stars in triple stellar systems. Consequently, from a statistical point of view, the latter types of stars are more massive, concurrent with a notably higher surface temperature and luminosity, than main-sequence stars in the solar neighborhood.

6. Summary and Conclusions

The focus of this study is to present a catalog, including background information and associated interpretation, of planet-hosting triple and quadruple star systems by making use of observations and data available in the literature. We explored statistical properties of

¹²https://figshare.com/articles/figure/Fraction_of_Stars_by_Spectral_Type_in_the_Solar_Vicinity/3206527

those kinds of systems with a focus on both the stars and the planets. So far, about 30 triple systems and one confirmed quadruple system have been identified. Regarding both the triple and quadruple systems, there is also a small number of controversial cases, which have been discussed as well.

The total number of planets identified in planet-hosting triple and quadruple stellar systems is close to 40. All triple star systems are highly hierarchic, consisting of a quasi-binary complemented by a distant stellar component, which is in orbit about the common center of mass. Furthermore, the confirmed and unconfirmed planet-hosting quadruple systems are, in fact, pairs of close binaries (“double-doubles”), with one of the binaries harboring an exoplanet.

We acknowledge that planet-hosting systems of higher multiplicity are expected as well. Actually, there may be a smooth transition between high-order multiple stellar systems and gravitationally bound open clusters containing a high number of stellar components. Owing to the complex patterns of gravitation interaction in those systems, possible exoplanets hosted in high-order systems may however be restricted to relatively tight S-type configurations and to P-type configuration pertaining to quasi-binaries. But so far no detections for systems of five or more stars have been obtained.

We identified the following properties regarding planet-hosting triple star systems:

- (1) The closest planet-hosting multiple star system is Alpha & Proxima Centauri at a distance of 1.302 pc. Previously, this system has received heightened attention regarding both orbital stability and habitability; some of these aspects are discussed in this study.
- (2) Planet-hosting multiple star systems, including a small number of unconfirmed cases, are at present found in 22 of the 88 constellations. As expected, a high number of systems exists at or near the Summer Triangle, largely owing to the contributions from the *Kepler* mission.
- (3) All or almost all planets are found to be in orbit about single stars rather than pairs of stars; these settings are readily referred to as S-type orbits. So far, no planets have been identified that are in orbit about three stars at once (“circumtrinary” planets). The presence of those planets is incompatible with highly hierarchical triple star configurations.
- (4) Besides the various systems with one identified planet, there are at present seven multi-planetary systems hosted by triple star systems; the total number of planets in those systems is 18. The highest number of planets have been found in the system of Kepler-444, which are all identified as sub-Earth-type planets.

(5) The dominant method of planet detections has been the Radial Velocity method, yielding 21 confirmed planets in triple star systems. The second most important method has been the Transit method, utilized by *Kepler*. Minor contributions were made through direct imaging and by astrometry and eclipse timing.

(6) Both gas giants (the dominant type) and terrestrial planets (including super-Earths) have been identified. Thanks to the Radial Velocity method, 24 Jupiter-type planets were discovered in triple stellar systems. Moreover, a small number of Earth-mass and sub-Earth-mass planets have been detected as well — including planets hosted by Proxima Centauri prompting a considerable array of studies about planetary formation, orbital stability, and habitability.

(7) The data show that almost all stars are main-sequence stars, as expected. However, the stellar primaries tend to be more massive (i.e., corresponding to spectral types A, F, and G) than expected from single star statistics, a finding also valid for stellar secondaries but less pronounced. Furthermore, tertiary stellar components are almost exclusively M dwarfs — a finding also mirrored by the statistical distribution of stellar spectral types in the solar neighborhood (e.g., Kroupa 2001, 2002; Chabrier 2003).

(8) Our analysis also shows that for the average spectral type of planet host stars in triple stellar systems is given as G3 V and, furthermore, there is no identifiable difference whether or not the system harbors close-in or far-away planets. Thus, planet host stars tend to be more massive and, consequently, have a notably higher surface temperature and luminosity, than typical main-sequence stars (as defined by the median of the stellar mass sequence).

Topics of future studies pertaining to planets in higher order systems are expected to include studies of orbital stability, history of formation, and habitability — particularly regarding Earth-type planets and Super-Earths. Previous studies about the influence of stellar multiplicity on planet formation have been given by, e.g., Wang et al. (2014), Dutrey et al. (2014), and subsequent work, indicating that planet formation due to stellar companions is noticeably reduced but nonetheless substantial. It would be of great interest to expand these investigations while taking into account expanded parameter domains including effects associated with various types of outside forcings.

Previous work about the stability of planets in triple and higher order stellar systems have been given by, e.g., Verrier & Evans (2007), Hamers et al. (2015), Correia et al. (2016), Buseti et al. (2018), and Mylläri et al. (2018). However, these studies are typically limited to triple stellar systems, especially to those of highly hierarchic nature — an approach well motivated by the current observations. On the other hand, in consideration of ongoing

and future observational campaigns, more intricate compositional and dynamical star-planet structures are expected to be found. Those findings are expected to inform future studies of orbital stability and habitability. The latter will need to take into account both gravitational and radiative boundary conditions imposed by the various system components, which in turn will require additional observational and theoretical studies. Other contributions are expected to arise from the development of future space mission concepts as, e.g., LUVOIR (LUVOIR Team 2019), HabEx (Gaudi et al. 2020), and LIFE (Quanz et al. 2021), which are poised to provide additional crucial insights into the physics of multiple stellar and multiple planetary systems.

This work has been supported by the Department of Physics, University of Texas at Arlington. The authors acknowledge comments by an anonymous referee. Note that data from a large variety of sources available in the literature have been considered in support of this study as discussed in the text. Early results associated with this study were previously presented by G. E. L. as part of a Honors Thesis submitted to UTA’s Honors College. Moreover, the authors appreciate comments by Z. E. Musielak on an early version of the manuscript.

A. SUMMARY OF ACRONYMS

Acronym	Meaning
ALMA	Atacama Large Millimeter/submillimeter Array
ATT	Anglo-Australian Telescope
CHARA	Center for High Angular Resolution Astronomy
CNUO	Chungbuk National University Observatory
ESA	European Space Agency
ESO	European Southern Observatory
ESPRESSO	Echelle Spectrograph for Rocky Exoplanet- and Stable Spectroscopic Observations
GJ	Gliese-Jahreiß catalogue
HabEX	Habitable Exoplanet Observatory
HARPS	High Accuracy Radial velocity Planet Searcher
HAT	Hungarian-made Automated Telescope
HD	Henry Draper catalogue
HIRES	High Resolution Echelle Spectrometer
HST	Hubble Space Telescope
HZ	Habitable Zone
IAU	International Astronomical Union
KIC	Kepler Input Catalog
KOI	Kepler Object of Interest
K2	Kepler-2
LIFE	Large Interferometer for Exoplanets
LTT	Luyten Two-Tenths catalog
LUVOIR	Large UV/Optical/IR Surveyor
NASA	National Aeronautics and Space Administration
NIRC2	Near Infrared Camera 2
NPOI	Navy Precision Optical Interferometer
PIONIER	Precision Integrated-Optics Near-infrared Imaging Experiment
RA	Right Ascension
RV	Radial Velocity
SIMBAD	Set of Identifications, Measurements and Bibliography for Astronomical Data
SOAO	Sobaeksan Optical Astronomical Observatory
SPHERE	Spectro-Polarimetric High-contrast Exoplanet Research
TESS	Transiting Exoplanet Survey Satellite
TIC	TESS Input Catalog
UTA	University of Texas at Arlington
UVES	UV-Visual Echelle Spectrograph
VLT	Very Large Telescope
VLTI	Very Large Telescope Interferometer
WASP	Wide Angle Search for Planets

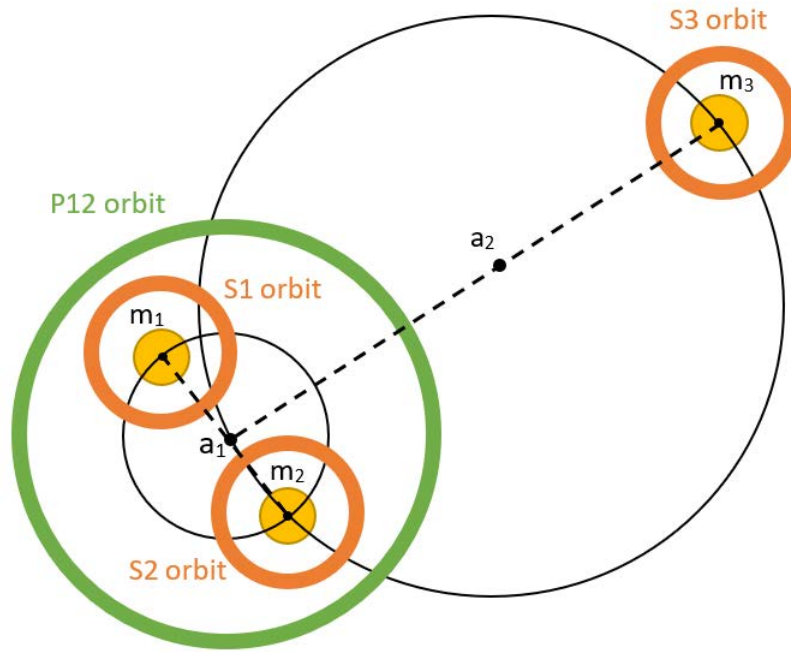
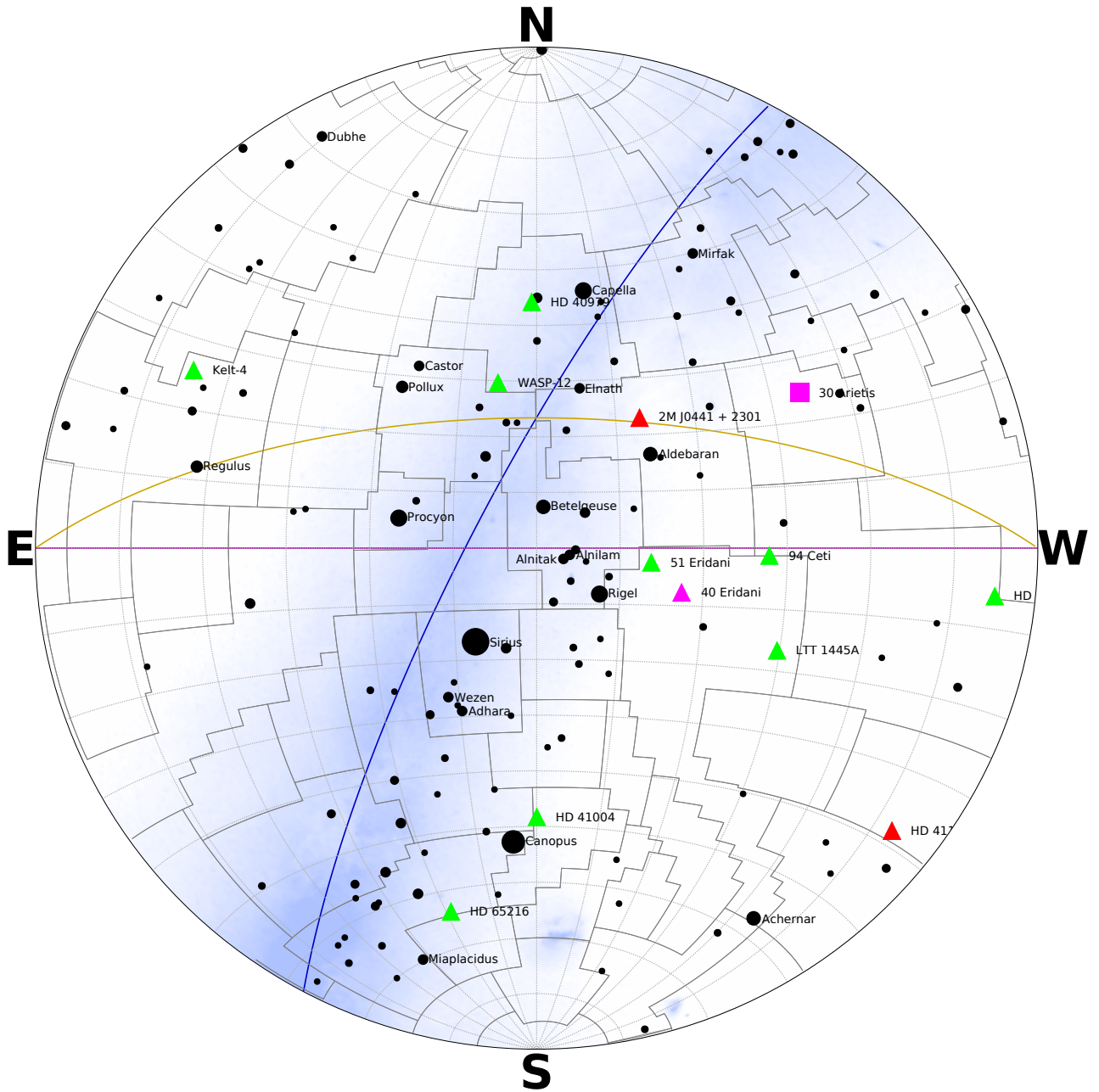


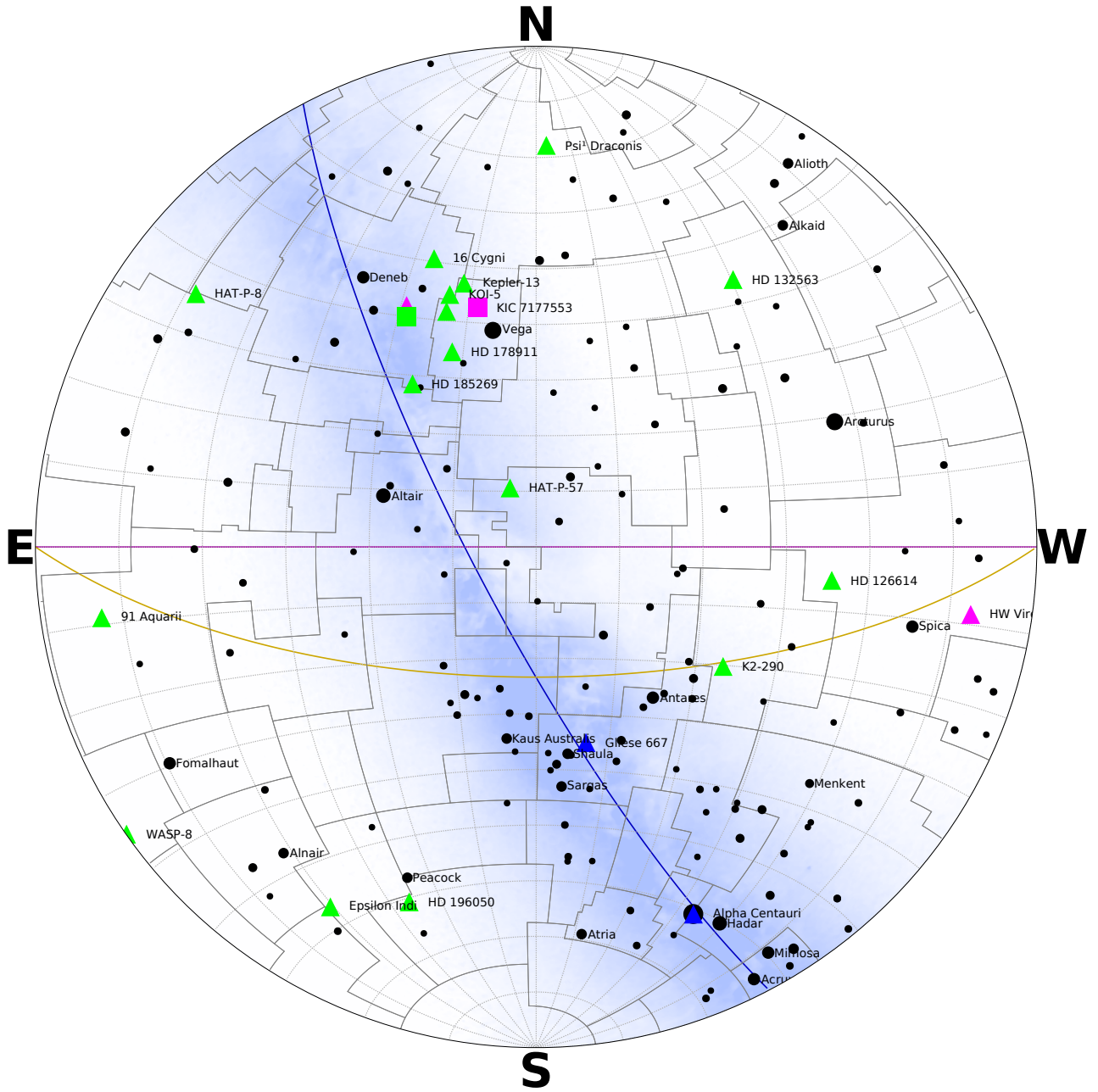
Fig. 1.— Possible orbits of a planet in an hierarchic triple star system. Note that m_1 , m_2 , and m_3 do not necessarily agree.



Produced with StarCharter. <https://github.com/dcf21/star-charter>
 Magnitude scale: -3.5 -3.0 -2.5

•2.0 •1.5 •1.0 •0.5 •0.0 •-0.5 •-1.0 •-1.5 •-2.0
 — The Equator — Ecliptic Plane — Galactic Plane

Fig. 2.— Display of the stellar hemisphere for RA between 0 hrs and 12 hrs. Stars of different magnitudes are depicted with the number of stars restricted to about 150. Additionally, we show the position of the various triple (triangles) and quadruple stellar systems (squares) with planets. See Table 4 for information on the color code for the triple stellar systems.



Produced with StarCharter. <https://github.com/dcf21/star-charter>

Magnitude scale: ● -3.5 ● -3.0 ● -2.5 ● -2.0 ● -1.5 ● -1.0 ● -0.5 ● 0.0 ● 0.5 ● 1.0 ● 1.5 ● 2.0
— The Equator — Ecliptic Plane — Galactic Plane

Fig. 3.— Same as Fig. 2, but for RA between 12 hrs and 24 hrs. Some of the system names for objects at or near the Summer Triangle have been omitted due to overcrowding.

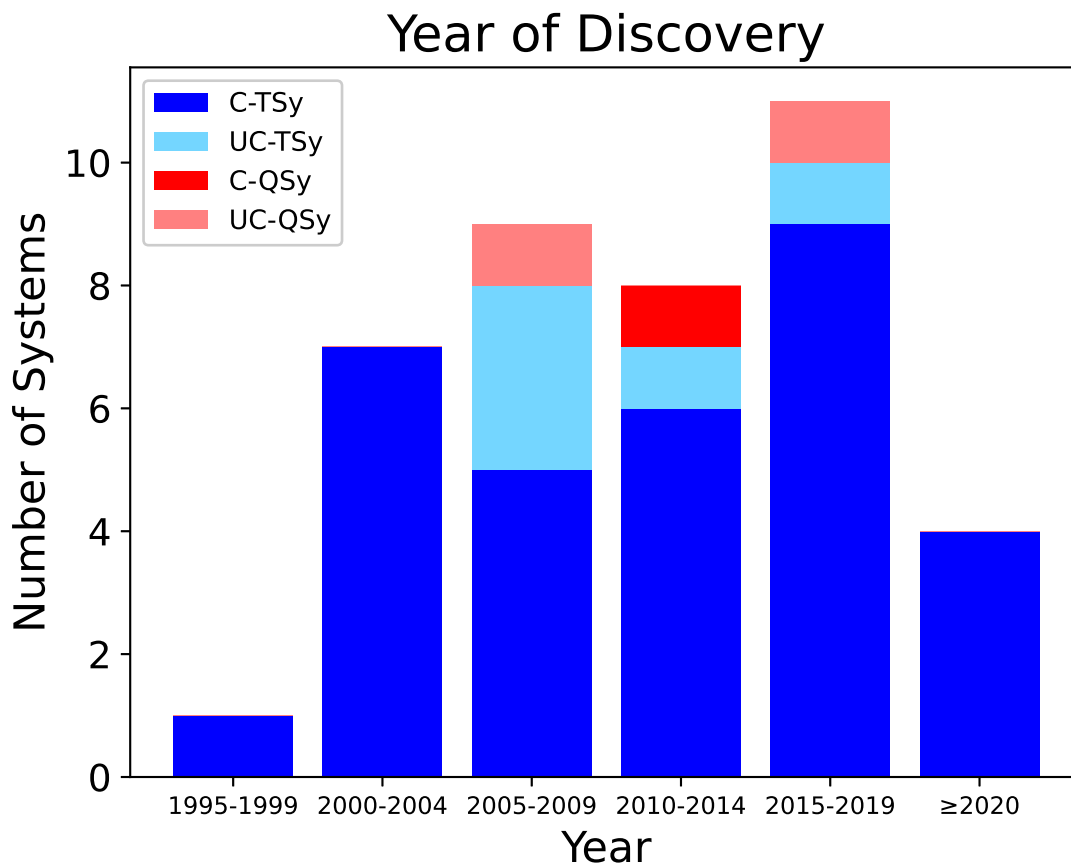


Fig. 4.— Year of discovery for the planet-hosting triple and quadruple star systems, as gauged by the year of publication pertaining to the planet(s); see main text for references. C-TSy and UC-TSy denote certain and uncertain planet-hosting triple star systems, respectively, whereas C-QSy and UC-QSy denote certain and uncertain planet-hosting quadruple star systems, respectively.

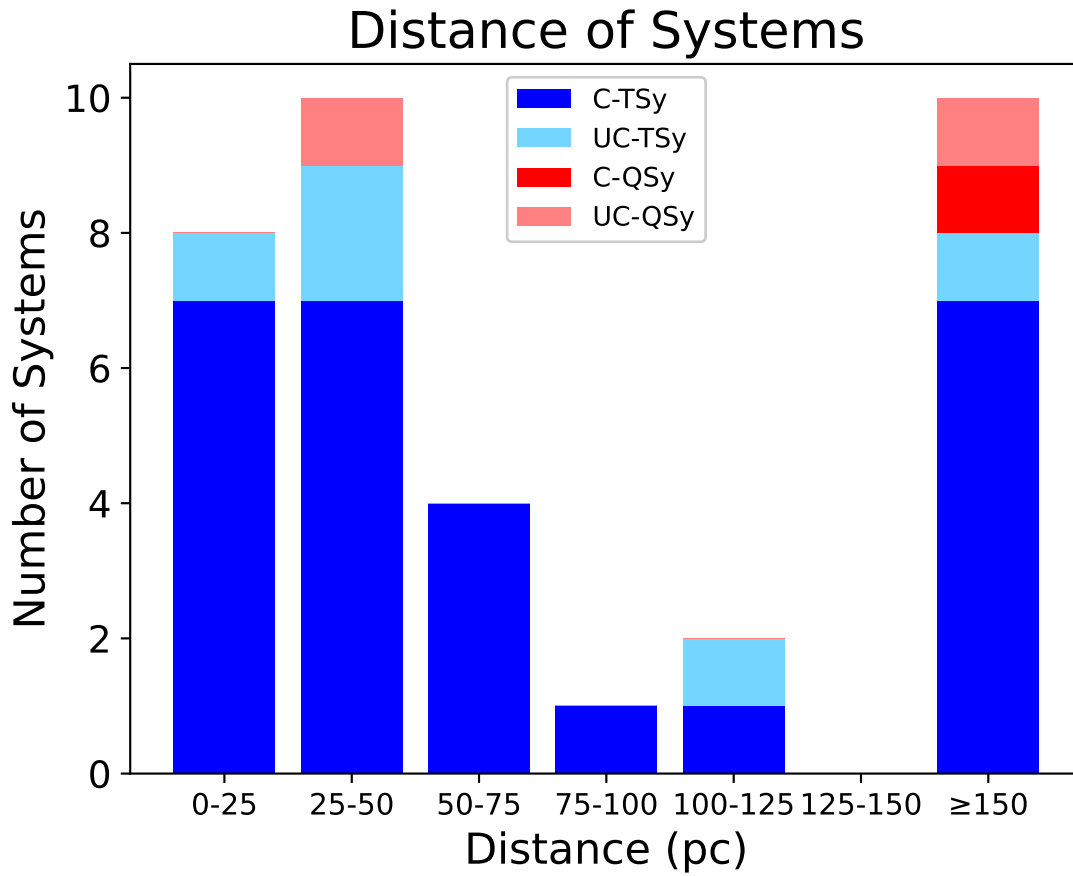


Fig. 5.— Distance for the various planet-hosting star systems; see main text for references. See Figure 4 for the definitions of the acronyms.

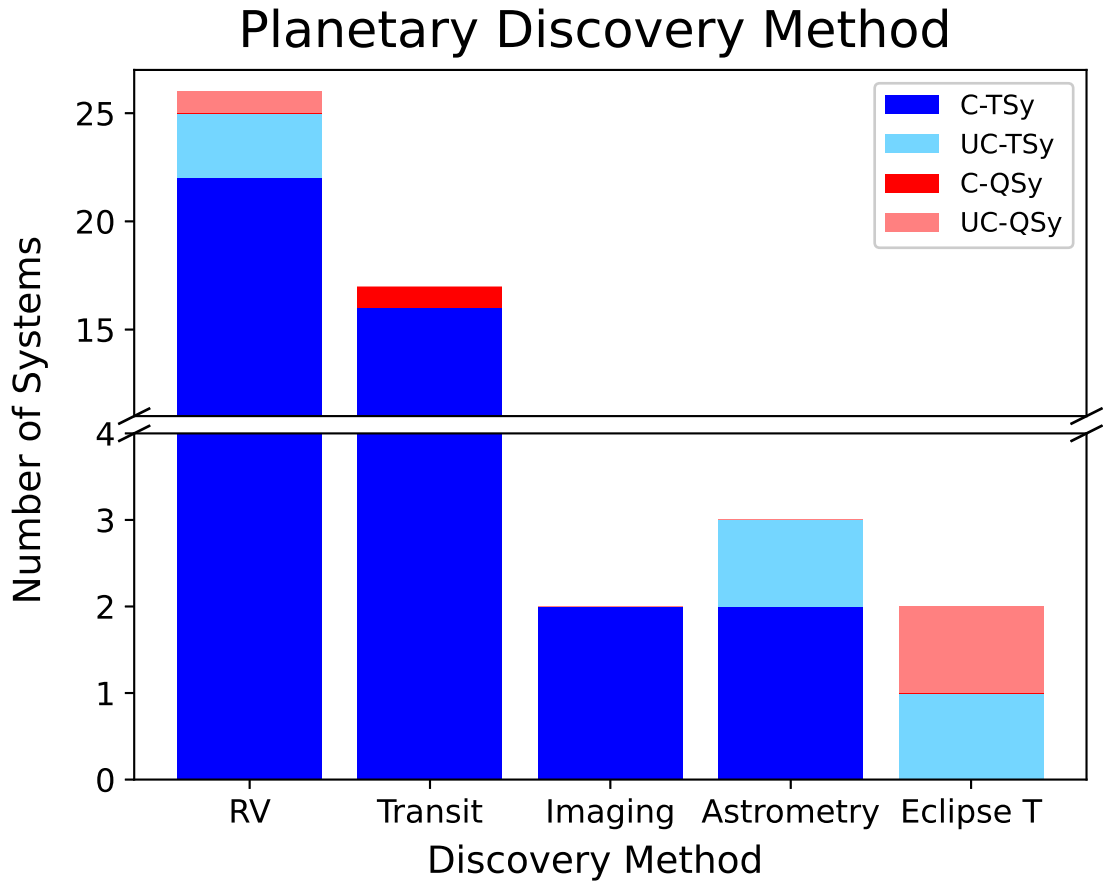


Fig. 6.— Discovery method for the various exoplanets; see main text for references. See Figure 4 for the definitions of the acronyms.

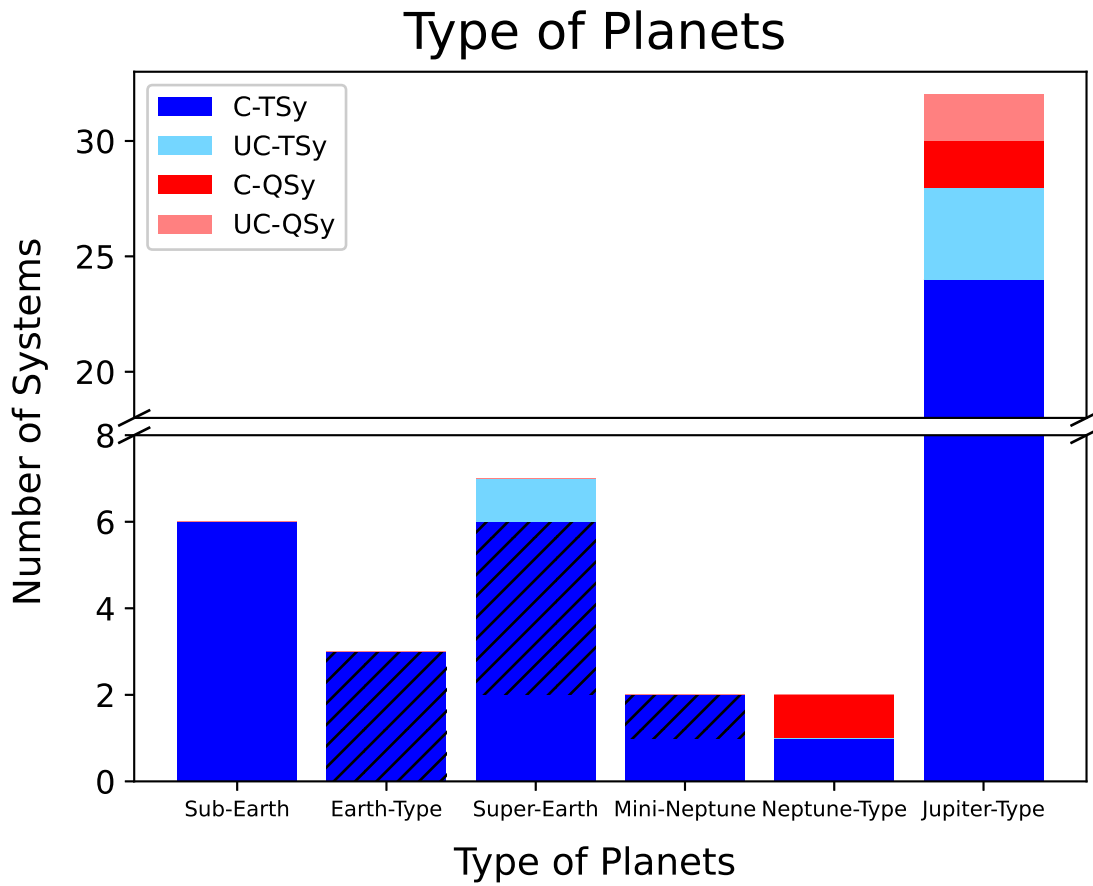


Fig. 7.— Summary of planetary types; see main text for references. For some planets, ambiguity exists regarding the planetary types. In this case, double listing has been chosen with the areas hatched. See Figure 4 for the definitions of the acronyms.

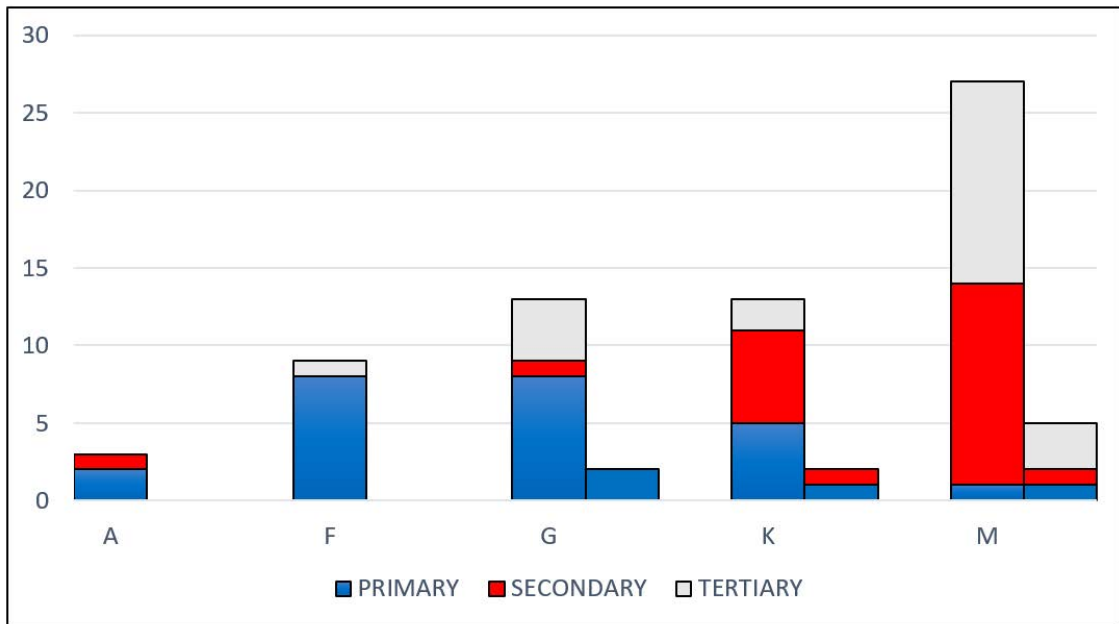


Fig. 8.— Number count of stellar spectral types for primary, secondary, and tertiary stars pertaining to planet-hosting triple star systems. The left bars refer to confirmed systems, whereas the right bars refer to unconfirmed systems. There is also a small number of objects of spectral type L and T not depicted here.

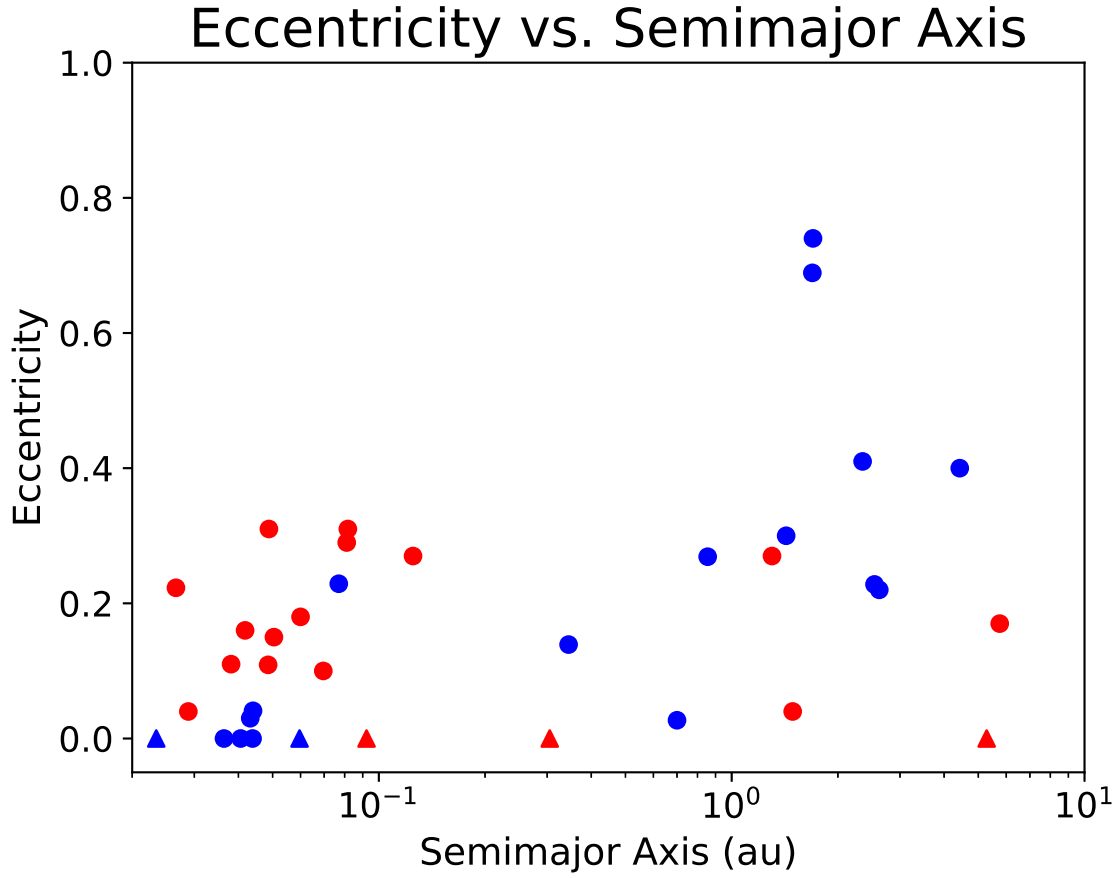


Fig. 9.— Display of the planetary eccentricity as a function of the semimajor axis pertaining to confirmed planet-hosting triple star systems. Planets of single and multiple planetary systems are depicted by blue and red data points, respectively. If the eccentricity is assumed as zero (instead of measured), a triangle is used.

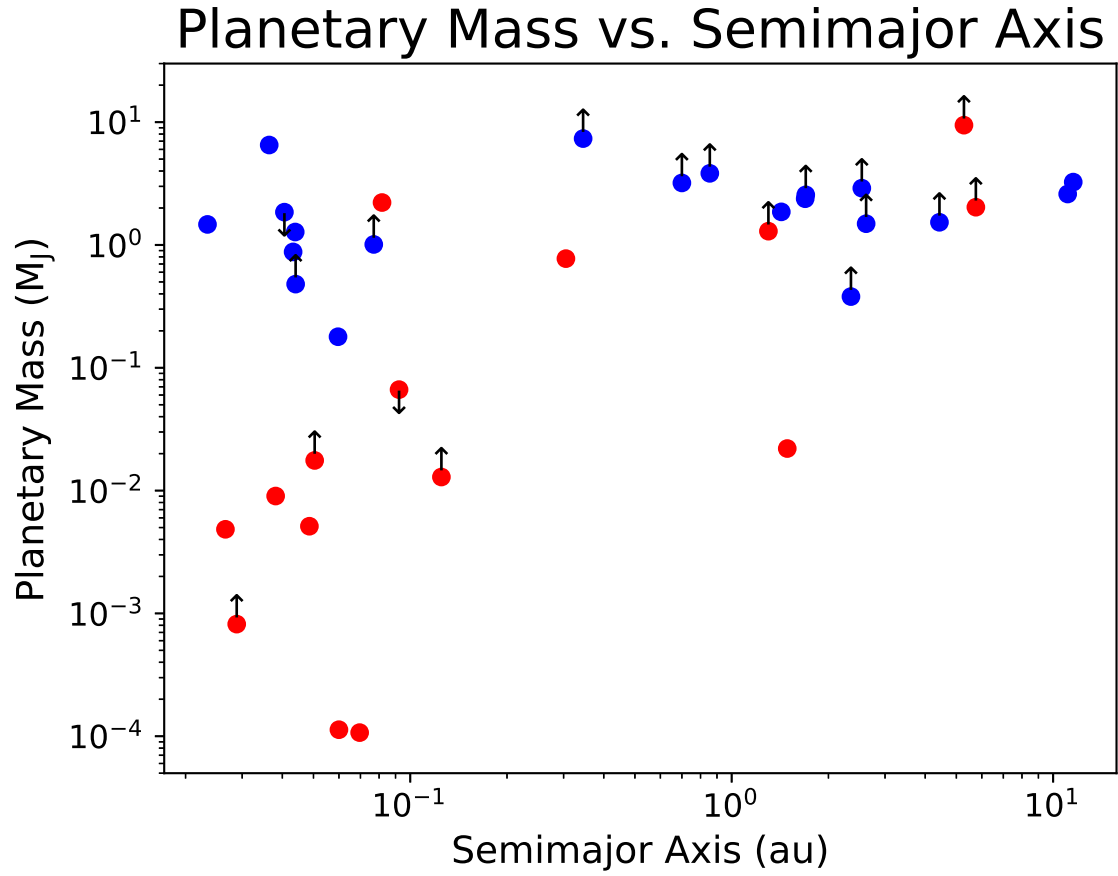


Fig. 10.— Display of the planet’s mass as a function of the semimajor axis pertaining to confirmed planet-hosting triple star systems. Planets of single and multiple planetary systems are depicted by blue and red data points, respectively. An arrow is used when only the planet’s minimum or maximum mass is known.

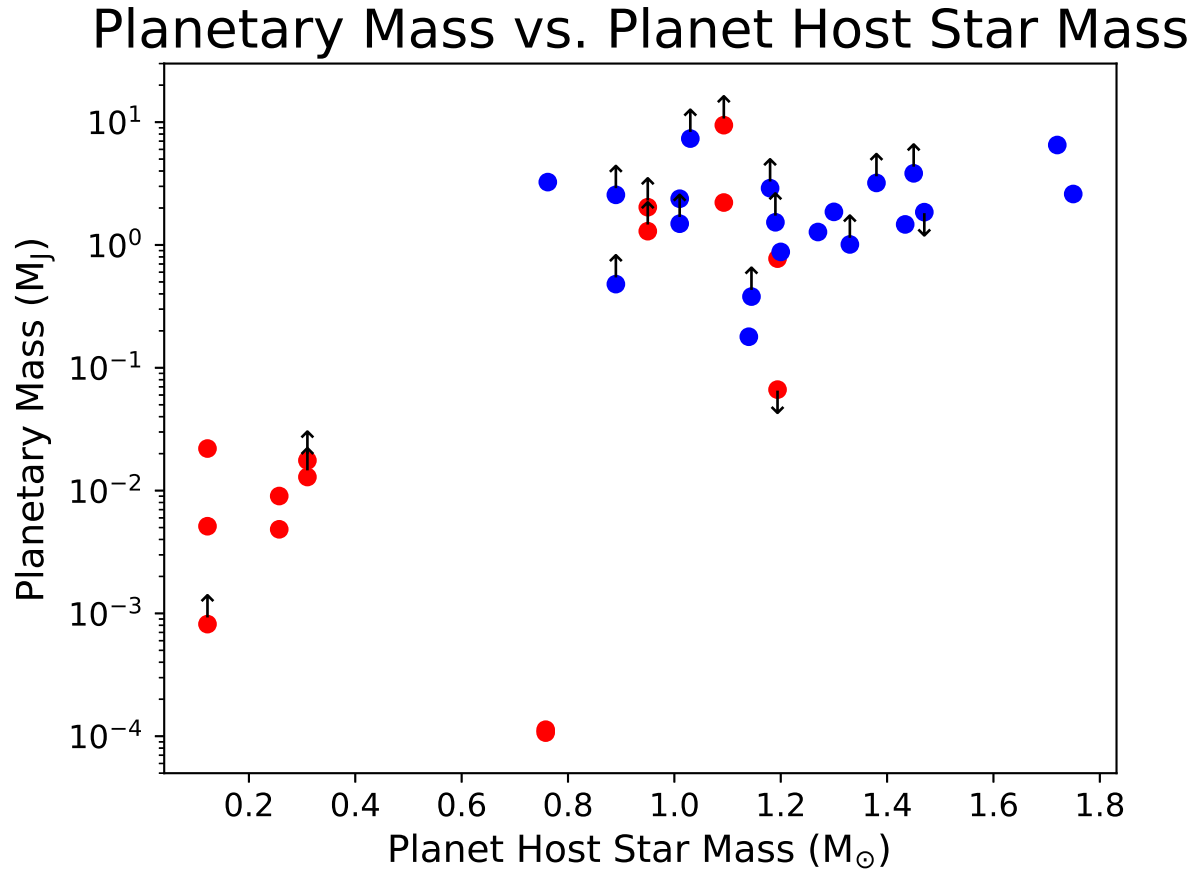


Fig. 11.— Display of the planet’s mass as a function of the host’s stellar mass pertaining to confirmed planet-hosting triple star systems. Planets of single and multiple planetary systems are depicted by blue and red data points, respectively. An arrow is used when only the planet’s minimum or maximum mass is known.

Table 1. Triple and Quadruple Systems, Overview

System Name	Type	Planets	Constellation	Distance	Discovery
...	(pc)	
16 Cygni	3	1	Cygnus	21.1	COC-97
2M J0441 + 2301	3	0 (1)	Taurus	120	TOD-10
30 Arietis	4	0 (1)	Aries	44.7	GUE-09
40 Eridani	3	0 (1)	Eridanus	5.04	MA-18
51 Eridani	3	1	Eridanus	29.8	MAC-15
91 Aquarii	3	1	Aquarius	44.0	MIT-03
94 Ceti	3	1	Cetus	22.5	MAY-04
Alpha Centauri	3	3 (1)	Centaurus	1.302	ANG-16, DAM-20, FAR-22
Epsilon Indi	3	1	Indus	6.64	FEN-19
Gliese 667	3	2 (1)	Scorpius	7.24	ANG-12
HAT-P-8	3	1	Pegasus	212	LAT-09
HAT-P-57	3	1	Aquila	280	HAR-15
HD 126614	3	1	Virgo	73.1	HOW-10
HD 132563	3	1	Boötes	105	DES-11
HD 178911	3	1	Lyra	41.0	ZUC-02
HD 185269	3	1	Cygnus	52.0	MOU-06
HD 188753	3	0 (1)	Cygnus	48.1	KON-05
HD 196050	3	1	Pavo	50.7	JON-02
HD 2638 / HD 2567	3	1	Cetus	55.0	MOU-05
HD 40979	3	1	Auriga	34.1	FIS-03
HD 41004	3	1	Pictor	41.6	ZUC-04
HD 4113	3	1	Sculptor	41.9	TAM-08
HD 65216	3	2	Carina	35.1	MAY-04, WIT-19
HW Virginis	3	0 (1)	Virgo	172	LEE-09
K2-290	3	2	Libra	273	HJO-19
Kelt-4	3	1	Leo	218	EAS-16
Kepler-13	3	1	Lyra	519	SHP-11
Kepler-64	4	1	Cygnus	1033	SCH-13
Kepler-444	3	5	Lyra	36.4	CAM-15
KIC 7177553	4	0 (1)	Lyra	406	LEH-16
KOI-5 = TOI-1241	3	1	Cygnus	547	CIA-21
LTT 1445	3	2	Eridanus	6.87	WIN-19, WIN-22
Psi ¹ Draconis	3	1	Draco	22.7	END-16
WASP-8	3	2	Sculptor	90.0	QUE-10, KNU-14
WASP-12	3	1	Auriga	427	HEB-09

Note. — See main text for information on the distance measurements, including references. Values of higher precision are available for most systems, as well as uncertainty information. The number of unconfirmed planets is given in parenthesis (see Table 5 for details).

Table 2. System Coordinates

System ...	Right Ascension ($^{\circ}$)	Declination ($^{\circ}$)
16 Cygni	295.454540	+50.525440
2M J0441 + 2301	70.437066	+23.030947
30 Arietis	39.252181	+24.647219
40 Eridani	63.817999	-7.652872
51 Eridani	69.400551	-2.473550
91 Aquarii	348.972897	-9.087734
94 Ceti	48.193487	-1.196097
Alpha Centauri	219.873833	-60.832222
Epsilon Indi	330.840226	-56.785983
Gliese 667	259.738187	-34.989762
HAT-P-8	343.041098	+35.447113
HAT-P-57	274.743438	+10.597258
HD 126614	216.701165	-5.177781
HD 132563	224.589654	+44.043146
HD 178911	287.268133	+34.600345
HD 185269	294.298921	+28.499862
HD 188753	298.743216	+41.871536
HD 196050	309.465458	-60.634485
HD 2638 / HD 2567	7.317127	-5.910490
HD 40979	91.124762	+44.260444
HD 41004	89.956864	-48.239668
HD 4113	10.802482	-37.982633
HD 65216	118.422164	-63.647320
HW Virginis	191.084328	-8.671347
K2-290	234.857760	-20.198825
Kelt-4	157.062546	+25.573187
Kepler-13	286.971271	+46.868335
Kepler-64	298.215071	+39.955103
Kepler-444	289.752288	+41.634602
KIC 7177553	283.012120	+42.721259
KOI-5 = TOI-1241	289.739713	+44.647394
LTT 1445	45.462500	-16.593364
Psi ¹ Draconis	265.484625	+72.149500
WASP-8	359.900297	-35.031368
WASP-12	97.636653	+29.672296

Note. — Values are for J2000. The right ascension (RA) is given in units of degrees ($^{\circ}$) rather than hours (h).

Table 3. Method of Planet Discovery and Facility

System Name	Type	Planets	Method	Facility
16 Cygni	3	1	RV	McDonald Obs., Lick Obs.
2M J0441 + 2301	3	0 (1)	Astrometry	HST, Gemini Obs.
30 Arietis	4	0 (1)	RV	Karl Schwarzschild Obs.
40 Eridani	3	0 (1)	RV	Keck Obs., Dharma Planet Imager
51 Eridani	3	1	Imaging	Gemini Obs.
91 Aquarii	3	1	RV	Lick Obs.
94 Ceti	3	1	RV	La Silla Obs.
Alpha Centauri ^a	3	3 (1)
Epsilon Indi	3	1	RV, Astrometry	La Silla Obs., <i>Gaia</i>
Gliese 667	3	2 (1)	RV	La Silla Obs.
HAT-P-8	3	1	Transit	Keck Obs.
HAT-P-57	3	1	Transit	Keck Obs.
HD 126614	3	1	RV	Keck Obs.
HD 132563	3	1	RV	Galileo Nat'l Telescope
HD 178911	3	1	RV	Keck Obs., Obs. de Haute-Provence
HD 185269	3	1	RV	Obs. de Haute-Provence
HD 188753	3	0 (1)	RV	Keck Obs.
HD 196050	3	1	RV	La Silla Obs.
HD 2638 / HD 2567	3	1	RV	La Silla Obs.
HD 40979	3	1	RV	Lick Obs., Keck Obs.
HD 41004	3	1	RV	La Silla Obs.
HD 4113	3	1	RV	La Silla Obs.
HD 65216	3	2	RV	La Silla Obs.
HW Virginis	3	0 (1)	Eclipse Timing	SOAO, CNUO
K2-290	3	2	Transit	K2
Kelt-4	3	1	Transit	SuperWASP ^c
Kepler-13	3	1	Transit	<i>Kepler</i>
Kepler-64	4	1	Transit	<i>Kepler</i>
Kepler-444	3	5	Transit	<i>Kepler</i>
KIC 7177553	4	0 (1)	Eclipse Timing	<i>Kepler</i> , Karl Schwarzschild Obs.
KOI-5 = TOI-1241	3	1	Transit / Imaging	<i>Kepler</i> , TESS
LTT 1445	3	2	Transit	TESS ^b
Psi ¹ Draconis	3	1	RV	McDonald Obs.
WASP-8	3	2	Transit / RV	SuperWASP ^c , Keck Obs.
WASP-12	3	1	Transit	SuperWASP ^c

Note. — See Table 1 for further information, including references. Besides the facilities as indicated, other sites have typically been highly relevant as well, especially for the establishment and confirmation of the system’s multiplicity and the properties of the system’s components.

^a The three confirmed planets have been identified through the RV method, except Proxima Centauri b where astrometry contributed as well. Relevant facilities included La Silla, VLT, and HST.

^b For LTT 1445Ac, additional data from five spectrographs have been used to established the planet’s existence.

^c SuperWASP consists of two robotic telescopes, located on the island of La Palma and at the site of the South African Astronomical Observatory.

Table 4. Case Legend for the Star–Planet Systems

Type	Color	Definition
OK Case	Green	No noted controversy about the existence of the stellar components or the planet(s).
Case 1	Blue	The stellar components are confirmed and at least one exoplanet is confirmed; however, there may be another unconfirmed exoplanet or stellar component.
Case 2	Red	There is an unconfirmed stellar component, with one or more confirmed exoplanets.
Case 3	Purple	The stellar components are confirmed; however, the exoplanet is unconfirmed.
Confirmed System	...	OK Case and Case 1
Unconfirmed System	...	Case 2 and Case 3

Note. — The denoted color scheme has been used in Figs. 2 and 3.

Table 5. Triple and Quadruple System Classification

System	Type	Uncertainty	Orbit Type	
			Confirmed	Unconfirmed
16 Cygni	3	...	S2	...
2M J0441 + 2301 ^a	3	Case 2	...	S2
30 Arietis ^b	4	Case 3	...	S3
40 Eridani ^c	3	Case 3	...	S1
51 Eridani	3	...	S1	...
91 Aquarii	3	...	S1	...
94 Ceti	3	...	S1	...
Alpha Centauri ^d	3	Case 1	S3 (3×)	S1, S2
Epsilon Indi	3	...	S1	...
Gliese 667 ^e	3	Case 1	S3 (2×)	S3
HAT-P-8	3	...	S1	...
HAT-P-57	3	...	S1	...
HD 126614	3	...	S1	...
HD 132563	3	...	S3	...
HD 178911	3	...	S3	...
HD 185269	3	...	S1	...
HD 188753 ^f	3	Case 3	...	S1
HD 196050	3	...	S1	...
HD 2638 / HD 2567	3	...	S2	...
HD 40979	3	...	S1	...
HD 41004	3	...	S1	...
HD 4113 ^g	3	Case 2	...	S1
HD 65216	3	...	S1 (2×)	...
HW Virginis ^h	3	Case 3	...	P12
K2-290	3	...	S1 (2×)	...
Kelt-4	3	...	S1	...
Kepler-13	3	...	S1	...
Kepler-64	4	...	P12	...
Kepler-444	3	...	S1 (5×)	...
KIC 7177553 ⁱ	4	Case 3	...	P12
KOI-5 = TOI-1241	3	...	S1	...
LTT 1445	3	...	S1 (2×)	...
Psi ¹ Draconis	3	...	S2	...
WASP-8	3	...	S1 (2×)	...
WASP-12	3	...	S1	...

Note. — See Table 4 for information on the definition of Case 1 to 3.

^a Unclear if one of the system components is a low-mass brown dwarf or a giant planet.

^b The suspected planet may in fact be a brown dwarf or red dwarf. In this case, the system would thus be a quintuple system without a planet instead of a planet-hosting quadruple system (see Sect. 3.2).

^c There is evidence that the previously reported planet is a false positive.

^d There are claims of additional planets regarding all three stellar components.

^e Two planets are confirmed; however, there are claims of at least one additional planet orbiting the same component.

^f Follow-up observations did not confirm the planet's existence, which may however be due to the limited precession of that measurement.

^g Some members of the system are not fully established; hence, HD 4113 may be a planet-hosting binary system.

^h The system is potentially dynamically unstable. Apparently, it consists of two stars, a Jupiter-type planet, and a brown dwarf; thus, a triple star system.

ⁱ More transit data are needed to ultimately confirm the planet's existence.

Table 6. Triple System Configurations

System Name	Status	Star 1	Star 2	Star 3	$a_{\text{bin}}^{(1)}$ (au)	$a_{\text{bin}}^{(2)}$ (au)	Configuration	Reference
...
16 Cygni		G1.5 V	M	G2.5 V	73	860	AC-B, 2-1	RAG-06
2M J0441 + 2301	UC	M8.5 V	...	M3.5 V	A-BC, 1-2	TOD-10
40 Eridani	UC	K0 V	DA2.9	M4.5 V	35	400	A-BC, 1-2	MAS-17
51 Eridani		F0 V	M	M	9.8	2000	A-BC, 1-2	FEI-06, MON-15
91 Aquarii		K1 III	K8 V	K	21.5	2248	A-BC, 1-2	RAG-06, ZIR-07
94 Ceti		F8 V	M0 V	M3 V	0.98	220	A-BC, 1-2	ROB-11, ROE-12
Alpha Centauri		G2 V	K1 V	M5.5 Ve	17.5	8200	AB-C, 2-1	AKE-21
Epsilon Indi		K5 V	T1-1.5	T6	2.6	1459	A-BaBb, 1-2	SCH-03, DIE-18
Gliese 667		K3 V	K5 V	M1.5 V	1.82	300	AB-C, 2-1	FER-14
HAT-P-8		F5 V	M5 V	M6 V	15	...	A-BC, 1-2	BEC-14
HAT-P-57		A8 V	68	800	A-BC, 1-2	HAR-15
HD 126614		K0 V	M	M5.5 V	36	3040	AB-C, 2-1	DEA-14, LOD-14
HD 132563		F8 V	M	G0 V	40	400	AaAb-B, 2-1	DES-11
HD 178911		G1 V	K1 V	G5 V	4.9	789	AaAb-B, 2-1	RAG-06
HD 185269		G0 IV	5	...	A-BaBb, 1-2	GIN-16
HD 188753	UC	G8 V	K0 V	...	0.67	12.3	A-BaBb, 1-2	POR-05
HD 196050		G3 V	M1.5-4.5 V	M2.5-4.5 V	28	7511	A-BaBb, 1-2	MAS-01, MUG-05
HD 2638 / HD 2567		G0 V	G8 V	M1 V	...	25.5	A-BC, 1-2	ROB-15
HD 40979		F8 V	K3 V	M3 V	129	6416	A-BC, 1-2	MUG-07
HD 41004		K1 V	M2 V	...	0.017	21	A-BBb, 1-2	SAN-02
HD 4113	UC	G5 V	T9	M0-1 V	23	2000	AC-B, 2-1	CHE-18
HD 65216		G5 V	M7-8 V	L2-3	6	253	A-BC, 1-2	MUG-07
HW Virginis	UC	sdB	M6-7 V	...	0.86	...	AB-C, 2-1	LEE-09
Kelt-4		F	K	K	10.3	328	A-BC, 1-2	EAS-16
Kepler-13		A0 V	A	G	...	610	A-BC, 1-2	SHP-14
Kepler-444		K0 V	M	M	0.3	36.7	A-BC, 1-2	DUP-16
KOI-5 = TOI-1241		G	AB-C, 2-1	...
K2-290		F8 V	M	M	113	2467	AB-C, 2-1	HJO-19
LTT 1445		M2.5 V	M3 V	M	1.2	34	A-BC, 1-2	WIN-19
Psi ¹ Draconis		F5 IV-V	...	F8 V	...	680	AC-B, 2-1	GUL-15
WASP-8		G6 V	M	408	AB-C, 2-1	BOH-20
WASP-12		F	M3 V	M3 V	21	...	A-BC, 1-2	BEC-14

Note. — UC indicates that the status of the system is unconfirmed (i.e., Case 2 or 3). Stars with the luminosity class omitted are almost certainly main-sequence stars. Configuration information employs the acronyms of the stellar components readily used in the literature. Background information and additional references, including those pertaining to spectral types, can be found in the articles reporting the respective planet discoveries (see Table 1) as well as in the main text, especially Sect. 2.3 and 3.1. As all triple star systems are hierarchic, $a_{\text{bin}}^{(1)}$ and $a_{\text{bin}}^{(2)}$ denote the small and large separation distances of the stellar components (which are both often *relatively uncertain* and may also be affected by *projection effects*), respectively; see Sect. 2.2.3 for additional comments. The references pertain to the system’s composition, including $a_{\text{bin}}^{(1)}$ and $a_{\text{bin}}^{(2)}$.

Table 7. Planetary Orbital Classification, Triple Systems

Type	Confirmed	Unconfirmed
S1	28	4
S2	3	2
S3	7	1
P12	0	1
P13	0	0
P23	0	0
T123	0	0

Table 8. Triple Systems, Confirmed — Planet Host Star Data

System Name ...	Spectral Type ...	Temperature (T)	Mass (M_{\odot})	Radius (R_{\odot})	Luminosity (L_{\odot})	Reference ...
16 Cygni	G2.5 V	5751	1.01	1.12	1.25	TUC-14, MET-15
51 Eridani	F0 V	7331	1.75	1.45	5.45	SIM-11, RAJ-17, ROS-20
91 Aquarii	K1 III	4730	1.38	10.96	54.3	BAI-18
94 Ceti	F8 V	6055	1.30	1.90	4.02	KOV-03, FUH-08, BEL-09, BOY-13
Alpha Centauri	M5.5 Ve	2980	0.120	0.146	0.00151	BES-91, SEG-03, BOY-12, MAN-15, RIB-17
Epsilon Indi	K5 V	4649	0.762	0.71	0.21	DEM-09, RAI-20
Gliese 667	M1.5 V	3700	0.31	0.42	0.0137	PAS-01, ANG-12
HAT-P-8	F	6410	1.27	1.49	3.37	WAN-21
HAT-P-57	A8 V	7500	1.47	1.5	6.4	HAR-15
HD 126614	K0 V	5585	1.145	1.09	1.21	HOW-10
HD 132563	G0 V	5985	1.01	DES-04, DES-11
HD 178911	G5 V	5642	1.03	1.05	1.00	BON-16
HD 185269	G0 IV	5983	1.33	MOU-06
HD 196050	G3 V	5920	1.18	1.46	2.21	CHA-19
HD 2638 / HD 2567	G8 V	5160	0.89	0.80	0.41	BON-15
HD 40979	F8 V	6077	1.45	1.26	1.96	STA-17
HD 41004	K1 V	5255	0.89	1.04	0.63	SOU-18
HD 65216	G5 V	5718	0.95	0.86	0.72	BON-15
K2-290	F8 V	6302	1.19	1.51	3.23	HJO-19
Kelt-4	F	6206	1.20	1.61	3.44	EAS-16
Kepler-13	A0 V	7650	1.72	1.71	8.99	SHP-14
Kepler-444	K0 V	5046	0.758	0.752	0.33	CAM-15
KOI-5 = TOI-1241	G	5861	1.14	BAT-13
LTT 1445	M2.5 V	3337	0.257	0.276	0.0085	WIN-19, WIN-22
Psi ¹ Draconis	F5 IV-V	6212	1.19	1.50	3.0	PAS-01, END-16
WASP-8	G6 V	5600	1.09	0.98	0.79	SOU-20
WASP-12	F	6360	1.43	1.66	4.05	COL-17

Note. — Stars with the luminosity class omitted are almost certainly main-sequence stars. See references for details, including information about data uncertainties. Further references can be found in Sect. 3.1.1. For most stars, multiple references are available yielding similar results.

Table 9. Triple Systems, Confirmed — Planetary Data, Single Planets

System Name	Planet Name	Planet Type	Mass (M_J)	Radius (R_J)	Semimajor Axis (au)	Orbital Period (d)	Eccentricity	Reference
...
16 Cygni	16 Cygni Bb	Jupiter-type	2.38	...	1.693	799.5	0.689	PLA-13
51 Eridani	51 Eridani b	Jupiter-type	2.6	1.11	11.1	28.1	0.53	ROS-20
91 Aquarii	91 Aquarii Ab	Jupiter-type	>3.20	...	0.70	181.4	0.027	MIT-13
94 Ceti	94 Ceti Ab	Jupiter-type	1.86	...	1.427	535.7	0.30	PLA-13
Epsilon Indi	Epsilon Indi Ab	Jupiter-type	3.25	...	11.55	16510	0.26	FEN-19
HAT-P-8	HAT-P-8Ab	Jupiter-type	1.275	1.32	0.04387	3.0760	0.0	MAN-13
HAT-P-57	HAT-P-57Ab	Jupiter-type	<1.85	1.41	0.04060	2.4653	0.0	HAR-15
HD 126614	HD 126614Ab	Jupiter-type	>0.38	...	2.35	1244	0.41	HOW-10
HD 132563	HD 132563Bb	Jupiter-type	>1.49	...	2.62	1544	0.22	DES-11
HD 178911	HD 178911Bb	Jupiter-type	>7.35	...	0.345	71.51	0.139	BUT-06
HD 185269	HD 185269Ab	Jupiter-type	>1.01	1.26	0.077	6.8378	0.229	LUH-19
HD 196050	HD 196050Ab	Jupiter-type	>2.90	...	2.54	1378	0.228	BUT-06
HD 2638 / HD 2567	HD 2638b	Jupiter-type	>0.48	...	0.044	3.4442	0.041	MOU-05
HD 40979	HD 40979Ab	Jupiter-type	>3.83	...	0.855	263.8	0.269	BUT-06
HD 41004	HD 41004Ab	Jupiter-type	>2.56	...	1.70	963	0.74	ZUC-04
Kelt-4	Kelt-4Ab	Jupiter-type	0.878	1.71	0.04321	2.9896	0.03	EAS-16
Kepler-13	Kepler-13Ab	Jupiter-type	~6.5	1.41	0.03641	1.7636	0.0	SHP-14
KOI-5 = TOI-1241	KOI-5Ab	Neptune-type	0.179	0.63	0.05961	~5	0.0 [set]	HIR-17
Psi ¹ Draconis	Psi ¹ Draconis Bb	Jupiter-type	>1.53	...	4.43	3117	0.40	END-16
WASP-12	WASP-12Ab	Jupiter-type	1.47	1.90	0.02340	1.0914	0.0 [set]	COL-17

Note. — See references for details, including information about data uncertainties. In some cases, alternate references are available yielding similar results.

Table 10. Triple Systems, Confirmed — Planetary Data, Multiple Planets

System Name	Planet Name	Planet Type	Mass (below)	Radius (below)	Semimajor Axis (au)	Orbital Period (d)	Eccentricity	Reference
...
Alpha Centauri	Proxima Centauri b	Earth-type / super-Earth	1.63 M_{\oplus}	1.30 R_{\oplus}	0.04856	11.18	0.109	ANG-16
Alpha Centauri	Proxima Centauri c	super-Earth / mini-Neptune	7.0 M_{\oplus}	...	1.489	1928	0.04	DAM-20
Alpha Centauri	Proxima Centauri d	sub-Earth	>0.26 M_{\oplus}	0.81 R_{\oplus}	0.02885	5.122	0.04	FAR-22
Gliese 667	Gliese 667Cb	super-Earth	>5.6 M_{\oplus}	...	0.05043	7.1999	0.15	... ^a
Gliese 667	Gliese 667Cc	super-Earth	>4.1 M_{\oplus}	...	0.12501	28.10	0.27	... ^a
HD 65216	HD 65216Ab	Jupiter-type	>1.295 M_J	...	1.301	577.6	0.27	MAY-04
HD 65216	HD 65216Ac	Jupiter-type	>2.03 M_J	...	5.75	5370	0.17	WIT-19
K2-290	K2-290Ab	mini-Neptune	<21.1 M_{\oplus}	3.06 R_{\oplus}	0.0923	9.212	0 [set]	HJO-19
K2-290	K2-290Ac	Jupiter-type	0.774 M_J	1.01 R_J	0.305	48.367	0 [set]	HJO-19
Kepler-444	Kepler-444Ab	sub-Earth	...	0.41 R_{\oplus}	...	3.600	...	MIL-17
Kepler-444	Kepler-444Ac	sub-Earth	...	0.52 R_{\oplus}	...	4.546	...	MIL-17
Kepler-444	Kepler-444Ad	sub-Earth	0.036 M_{\oplus}	0.54 R_{\oplus}	0.0600	6.189	0.18	MIL-17
Kepler-444	Kepler-444Ae	sub-Earth	0.034 M_{\oplus}	0.55 R_{\oplus}	0.0696	7.743	0.10	MIL-17
Kepler-444	Kepler-444Af	sub-Earth	...	0.77 R_{\oplus}	...	9.741	...	MIL-17
LTT 1445	LTT 1445Ab	Earth-type / super-Earth	2.87 M_{\oplus}	1.305 R_{\oplus}	0.03813	5.3588	0.110	WIN-22
LTT 1445	LTT 1445Ac	Earth-type / super-Earth	1.54 M_{\oplus}	1.15 R_{\oplus}	0.02661	3.1239	0.223	WIN-22
WASP-8	WASP-8Ab	Jupiter-type	2.216 M_J	1.165 R_J	0.08170	8.1587	0.310	SOU-20
WASP-8	WASP-8Ac	Jupiter-type	>9.45 M_J	...	5.28	4323	0 [set]	KNU-14

Note. — ^aANG-12, ANG-13, FER-14, ROB-14. See references for details, including information about data uncertainties. In some cases, alternate references are available yielding similar results. For planets, referred to as Earth-type / super-Earth, their final classification needs to await improved mass measurements as well as the consensus of the scientific community about the lower mass limit of super-Earth planets.

Table 11. Stellar Spectral Type Distribution, Triple Systems

Spectral Type ...	Number of Stars					FMS ...	Expected Value (MS) ...
	Total	Total (MS)	Star 1	Star 2	Star 3		
A	3	3	2	1	0	0.6%	0.4
F	10	9	8	0	1	3.0%	1.9
G	14	13	8	1	4	7.6%	4.9
K	14	13	5	6	2	12.1%	7.7
M	27	27	1	13	13	76.5%	48.9
Substellar	3	...	0	1	2

Note. — Total (MS) refers to the combined number of main-sequence stars, noting that stars with no reported luminosity class are assumed to be main-sequence stars as well. Total refers to all stars considering that regarding the main component, there are also four evolved stars, i.e., three subgiants and one giant, that are also included. Unconfirmed systems (status UC) have been disregarded. FMS indicates the observed frequency of main-sequence stars in the solar neighborhood; see text for details.

Table 12. Statistics of Stellar Spectral Types

Case	Spectral Code	Standard Dev.	Spectral Type
Main-sequence stars (general)	5.3	...	~M3 V
Binary S-Type planet host stars ($d < 500$ au)	3.7	0.8	~G7 V
Binary S-Type planet host stars ($d < 100$ au)	4.0	0.9	~K0 V
Triple star systems, planet host stars	3.3	1.0	~G3 V
Triple star systems, planet host stars ($a_p < 0.1$ au)	3.4	1.3	~G4 V
Triple star systems, planet host stars ($a_p > 0.1$ au)	3.3	0.7	~G3 V

Note. — Data for the binary systems are based on Pilat-Lohinger et al. (2019).

REFERENCES

- Akeson, R., Beichman, C., Kervella, P., Fomalont, E., & Benedict, G. F. 2021, *AJ*, 162, 14 (AKE-21)
- Anglada-Escudé, G., Arriagada, P., Vogt, S. S., et al. 2012, *ApJ*, 751, L16 (ANG-12)
- Anglada-Escudé, G., Tuomi, M., Gerlach, E., et al. 2013, *A&A*, 556, A126 (ANG-13)
- Anglada-Escudé, G., Amado, P. J., Barnes, J., et al. 2016, *Nature*, 536, 437 (ANG-16)
- Ayres, T. R. 2014, *AJ*, 147, 59
- Bailer-Jones, C. A. L., Rybizki, J., Fouesneau, M., Mantelet, G., & Andrae, R. 2018, *AJ*, 156, 58
- Baines, E. K., Armstrong, J. T., Schmitt, H. R., et al. 2018, *AJ*, 155, 30 (BAI-18)
- Barnes, R., Deitrick, R., Luger, R., et al. 2016; arXiv:1608.06919
- Batalha, N. M., Rowe, J. F., Bryson, S. T., et al. 2013, *ApJS*, 204, 24 (BAT-13)
- Bechter, E. B., Crepp, J. R., Ngo, H., et al. 2014, *ApJ*, 788, 2 (BEC-14)
- Benedict, G. F., McArthur, B., Chappell, D. W., et al. 1999, *AJ*, 118, 1086
- Benedict, G. F., & McArthur, B. E. 2020, *RNAAS*, 4, 86
- Bessel, M. S. 1991, *AJ*, 101, 662 (BES-91)
- Beuermann, K., Dreizler, S., Hessman, F. V., & Deller, J. 2012, *A&A*, 543, A138
- Bi, J., van der Marel, N., Dong, R., et al. 2020, *ApJ*, 895, L18
- Bixel, A., & Apai, D. 2017, *ApJ*, 836, L31
- Bohn, A. J., Southworth, J., Ginski, C., et al. 2020, *A&A*, 635, A73 (BOH-20)
- Bonfanti, A., Ortolani, S., Piotto, G., & Nascimbeni, V. 2015, *A&A*, 575, A18 (BON-15)
- Bonfanti, A., Ortolani, & Nascimbeni, V. 2016, *A&A*, 585, A5 (BON-16)
- Bowler, B. P., & Hillenbrand, L. A. 2015, *ApJ*, 811, L30
- Boyajian, T. S., von Braun, K., van Belle, G., et al. 2012, *ApJ*, 757, 112 (BOY-12)

- Boyajian, T. S., von Braun, K., van Belle, G., et al. 2013, *ApJ*, 771, 40 (BOY-13)
- Boyle, L., & Cuntz, M. 2021, *RNAAS*, 5, 285
- Brown, A. G. A., Vallenari, A., Prusti, T., et al. (*Gaia* Collaboration) 2018, *A&A*, 616, A1
- Busetti, F., Beust, H., & Harley, C. 2018, *A&A*, 619, A91
- Butler, R. P., Wright, J. T., Marcy, G. W., et al. 2006, *ApJ*, 646, 505 (BUT-06)
- Campante, T. L., Barclay, T., Swift, J. J., et al. 2015, *ApJ*, 799, 170 (CAM-15)
- Chabrier, G. 2003, *PASP*, 115, 763
- Chavero, C., de la Reza, R., Ghezzi, L., et al. 2019, *MNRAS*, 487, 3162 (CHA-19)
- Cheetham, A., Ségransan, D., Peretti, S., et al. 2018, *A&A*, 614, A16 (CHE-18)
- Ciardi, D. 2021, *BAAS*, 53, id. 239.02 (CIA-21)
- Cochran, W. D., Hatzes, A. P., Butler, R. P., & Marcy, G. W. 1997, *ApJ*, 483, 457 (COC-97)
- Collins, K. A., Kielkopf, J. F., & Stassun, K. G. 2017, *AJ*, 153, 78 (COL-17)
- Colton, N. M., Horch, E. P., Everett, M. E., et al. 2021, *AJ*, 161, 21
- Correia, A. C. M., Boué, G., & Laskar, J. 2016, *CeMDA*, 126, 189
- Cuntz, M. 2014, *ApJ*, 780, 45
- Cuntz, M., & Guinan, E. F. 2016, *ApJ*, 827, 79
- Cuntz, M., & Wang, Zh. 2018, *RNAAS*, 2a, 19
- Cuntz, M., Eberle, J., & Musielak, Z. E. 2007, *ApJ*, 669, L105
- Currie, T., Debes, J., Rodrigues, T. J., et al. 2012, *ApJ*, 760, L32
- Czekala, I., Chiang, E., Andrews, S. M., et al. 2019, *ApJ*, 883, 22
- Damasso, M., Del Sordo, F., Anglada-Escudé, G., et al. 2020, *Science Adv.*, 6, 7467 (DAM-20)
- Deacon, N. R., Liu, M. C., Magnier, E. A., et al. 2014, *ApJ*, 792, 119 (DEA-14)
- Delfosse, X., Ségransan, D., Forveille, T., et al. 2000, *A&A*, 364, 217

- Delfosse, X., Bonfils, X., Forveille, T., et al. 2013, *A&A*, 553, A8
- Demory, B.-O., Ségransan, D., Forveille, T., et al. 2009, *A&A*, 505, 205 (DEM-09)
- De Rosa, R. J., Nielsen, E. L., Wang, J. J., et al. 2020, *AJ*, 159, 1 (ROS-20)
- Desidera, S., Gratton, R. G., Scuderi, S., et al. 2004, *A&A*, 420, 683 (DES-04)
- Desidera, S., Carolo, E., Gratton, R., et al. 2011, *A&A*, 533, A90 (DES-11)
- Dieterich, S. B., Weinberger, A. J., Boss, A. P., et al. 2018, *ApJ*, 865, 28 (DIE-18)
- Dumusque, X., Pepe, F., Lovis, C., et al. 2012, *Nature*, 491, 207
- Dupuy, T. J., Kratter, K. M., Kraus, A. L., et al. 2016, *ApJ*, 817, 80 (DUP-16)
- Duquennoy, A., & Mayor, M. 1991, *A&A*, 248, 485
- Dutrey, A., di Folco, E., Guilloteau, S., et al. 2014, *Nature*, 514, 600
- Dvorak, R. 1982, *OAWMN*, 191, 423
- Eastman, J. D., Beatty, T. G., Siverd, R. J., et al. 2016, *AJ*, 151, 45 (EAS-16)
- Eggenberger, A., Udry, S., Mazeh, T., Segal, Y., & Mayor, M. 2007, *A&A*, 466, 1179
- Eggleton, P., & Kiseleva, L. 1995, *ApJ*, 455, 640
- Eggleton, P. P., & Tokovinin, A. A. 2008, *MNRAS*, 389, 869
- Eggenberger, A., Udry, S., & Mayor, M. 2004, *A&A*, 417, 353
- Endl, M., Brugamyer, E. J., Cochran, W. D., et al. 2016, *ApJ*, 818, 34 (END-16)
- Faria, J. P., Suárez Mascareño, A., Figueira, P., et al. 2022, *A&A*, 658, A115 (FAR-22)
- Fatuzzo, M., Adams, F. C., Gauvin, R., & Proszkow, E. M. 2006, *PASP*, 118, 849
- Feigelson, E. D., Lawson, W. A., Stark, M., Townsley, L., & Garmire, G. P. 2006, *AJ*, 131, 1730 (FEI-06)
- Feng, F., Anglada-Escudé, G., Tuomi, M., et al. 2019, *MNRAS*, 490, 5002 (FEN-19)
- Feroz, F., & Hobson, M. P. 2014, *MNRAS*, 437, 3540 (FER-14)
- Fischer, D. A., Marcy, G. W., Butler, R. P., et al. 2003, *ApJ*, 586, 1394 (FIS-03)

- Ford, E. B., Kozinsky, B., & Rasio, F. A. 2000, *ApJ*, 535, 385
- Fuhrmann, K. 2008, *MNRAS*, 384, 173 (FUH-08)
- Fuhrmeister, B., Lalitha, S., Poppenhaeager, K., et al. 2011, *A&A*, 534, A133
- Gáspár, A., & Rieke, G. H. 2020, *PNAS*, 117, 9712
- Gaudi, B. S., Seager, S., Mennesson, B., et al. 2020, HabEx Report; arXiv:2001.06683
- Ginski, C., Mugrauer, M., Seeliger, M., et al. 2016, *MNRAS*, 457, 2173 (GIN-16)
- Gray, D. F. 2005, *The Observation and Analysis of Stellar Photosphere*, 3rd edn., Cambridge Univ. Press, UK
- Guenther, E. W., Hartmann, M., Esposito, M., et al. 2009, *A&A*, 507, 1659 (GUE-09)
- Gullikson, K., Endl, M., Cochran, W. D., & MacQueen, P. J. 2015, *ApJ*, 815, 62 (GUL-15)
- Hamers, A. S., Perets, H. B., & Portegies Zwart, S. F. 2015, *MNRAS*, 455, 3180
- Hartkopf, W. I., Mason, B. D., & Rafferty, T. J. 2008, *AJ*, 135, 1334
- Hartman, J. D., Bakos, G. Á., Buchhave, L. A., et al. 2015, *AJ*, 150, 197 (HAR-15)
- Hebb, L., Collier Cameron, A., Loeillet, B., et al. 2009, *ApJ*, 693, 1920 (HEB-09)
- Hessman, F. V., Dhillon, V. S., Winget, D. E., et al. 2010; arXiv:1012.0707
- Hirsch, L. A., Ciardi, D. R., Howard, A. W., et al. 2017, *AJ*, 153, 117
- Hjorth, M., Justesen, A. B., Hirano, T., et al. 2019, *MNRAS*, 484, 3522 (HJO-19)
- Holman, M. J., & Wiegert, P. A. 1999, *AJ*, 117, 621
- Horner, J., Hinse, T. C., Wittenmyer, R. A., Marshall, J. P., & Tinney, C. G. 2012, *MNRAS*, 421, 2812
- Howard, A. W., Marcy, G. W., Johnson, J. A., et al. 2010, *Science*, 330, 653 (HOW-10)
- Howard, W. S., Tilley, M. A., Corbett, H., et al. 2018, *ApJ*, 860, L30
- Howell, S. B., Scott, N. J., Matson, R. A., Horch, E. P., & Stephens, A. 2019, *AJ*, 158, 113
- Jenson, E. L. N., & Akeson, R. 2014, *Nature*, 511, 567
- Jones, H. R. A., Butler, R. P., Marcy, G. W., et al. 2002, *MNRAS*, 337, 1170 (JON-02)

- Joyce, M., & Chaboyer, B. 2018, *ApJ*, 864, 99
- Kalas, P., Graham, J. R., Chiang, E., et al. 2008, *Science*, 322, 1345
- Kane, S. R., Ciardi, D. R., Gelino, D. M., & von Brown, K. 2012, *MNRAS*, 425, 757
- Kervella, P., Bigot, L., Gallenne, A., & Thévenin, F. 2017, *A&A*, 597, A137
- Kervella, P., Thévenin, F., & Lovis, C. 2017, *A&A*, 598, L7 (KER-17)
- Kervella, P., Arenou, F., & Schneider, J. 2020, *A&A*, 635, L14
- Kiefer, F., Hébrard, G., Lecavelier des Etangs, A., et al. 2021, *A&A*, 645, 7
- Knutson, H. A., Fulton, B. J., Montet, B. T., et al. 2014, *ApJ*, 785,126 (KNU-14)
- Konacki, M. 2005, *Nature*, 436, 230 (KON-05)
- Kovtyukh, V. V., Soubiran, C., Belik, S. I., & Gorlova, N. I. 2003, *A&A*, 411, 559 (KOV-03)
- Kroupa, P. 2001, *MNRAS*, 322, 231
- Kroupa, P. 2002, *Science*, 295, 82
- Lada, C. J. 2006, *ApJ*, 640, L63
- Lafarga, M., Ribas, I., Reiners, A., et al. 2021, *A&A*, 652, A28
- Lagrange, A.-M., Keppler, M., Beust, H., et al. 2017, *A&A*, 608, L9
- Latham, D. W., Bakos, G. Á., Torres, G., et al. 2009, *ApJ*, 704, 1107 (LAT-09)
- Lawler, S. M., Greenstreet, S., & Gladman, B. 2015, *ApJ*, 802, L20
- Ledrew, G. 2001, *J. Roy. Astron. Soc. Canada*, 95, 32
- Lee, J. W., Kim, S.-L., Kim, C.-H., et al. 2009, *AJ*, 137, 3181 (LEE-09)
- Lehmann, H., Borkovits, T., Rappaport, S. A., et al. 2016, *ApJ*, 819, 33 (LEH-16)
- Lester, K. V., Matson, R. A., Howell, S. B., et al. 2021, *AJ*, 162, 75
- Lodieu, N., Pérez-Garrido, A., Béjar, V. J. S., et al. 2014, *A&A*, 569, A120 (LOD-14)
- Luhn, J. K., Bastien, F. A., Wright, J. T., et al. 2019, *AJ*, 157, 149 (LUH-19)
- Ma, B., Ge, J., Muterspaugh, M., et al. 2018, *MNRAS*, 480, 2411 (MA-18)

- Macintosh, B., Graham, J. R., Barman, T., et al. 2015, *Science*, 350, 64 (MAC-15)
- Mancini, L., Southworth, J., Ciceri, S., et al. 2013, *A&A*, 551, A11 (MAN-13)
- Mann, A. W., Feiden, G. A., Gaidos, E., Boyajian, T., & von Braun, K. 2015, *ApJ*, 804, 64 (MAN-15)
- Marcy, G. W., Butler, R. P., Fischer, D. A., & Vogt, S. S. 2004, in *ASP Conf. Proc.* 321, *Extrasolar Planets: Today and Tomorrow*, ed. J.-P. Beaulieu, et al. (San Francisco: ASP), 3
- Mardling, R. A., & Aarseth, S. J. 2001, *MNRAS*, 321, 398
- Marin, F., & Beluffi, C. 2018, *J. British Interplanetary Soc.*, 71, 45
- Mason, B. D., Wycoff, G. L., Hartkopf, W. I., Douglass, G. G., & Worley, C. E. 2001, *AJ*, 122, 3466 (MAS-01)
- Mason, B. D., Hartkopf, W. I., & Miles, K. N. 2017, *AJ*, 154, 200 (MAS-17)
- Mayor, M., & Queloz, D. 1995, *Nature*, 378, 355
- Mayor, M., Udry, S., Naef, D., et al. 2004, *A&A*, 415, 391 (MAY-04)
- Meadows, V. S., Arney, G. N., Schwieterman, E. W., et al. 2018, *Astrobiol.*, 18, 133
- Metcalfe, T. S., Creevey, O. L., & Davies, G. R. 2015, *ApJ*, 811, L37 (MET-15)
- Mills, S. M., & Fabrycky, D. C. 2017, *ApJ*, 838, L11 (MIL-17)
- Mitchell, D. S., Frink, S., Quirrenbach, A., et al. 2003, *BAAS*, 35, 1234 (MIT-03)
- Mitchell, D. S., Reffert, S., Trifonov, T., Quirrenbach, A., & Fischer, D. A. 2013, *A&A*, 555, A87 (MIT-13)
- Montet, B. T., Bowler, B. P., Shkolnik, E. L., et al. 2015, *ApJ*, 813, L11 (MON-15)
- Morbey, C. L., & Brosterhus, E. B. 1974, *PASP*, 86, 455
- Moutou, C., Mayor, M., Bouchy, F., et al. 2005, *A&A*, 439, 367 (MOU-05)
- Moutou, C., Loeillet, B., Bouchy, F., et al. 2006, *A&A*, 458, 327 (MOU-06)
- Mugrauer, M. 2019, *MNRAS*, 490, 5088

- Mugrauer, M., Neuhäuser, R., Seifahrt, A., Mazeh, T., & Guenther, E. 2005, *A&A*, 440, 1051 (MUG-05)
- Mugrauer, M., Neuhäuser, R., & Mazeh, T. 2007, *A&A*, 469, 755 (MUG-07)
- Mugrauer, M., Ginski, C., & Seeliger, M. 2014, *MNRAS*, 439, 1063
- Mylläri, A., Valtonen, M., Pasechnik, A., & Mikkola, S. 2018, *MNRAS*, 476, 830
- Nielsen, E. L., De Rosa, R. J., Rameau, J., et al. 2017, *AJ*, 154, 218
- Pasinetti Fracassini, L. E., Pastori, L., Covino, S., & Pozzi, A. 2001, *A&A*, 367, 521 (PAS-01)
- Patience, J., White, R. J., Ghez, A. M., et al. 2002, *ApJ*, 581, 654
- Pavlenko, Y., Suárez Mascareño, A., Rebolo, R., et al. 2017, *A&A*, 606, A49
- Pilat-Lohinger, E., Eggl, S., & Bzszó, Á. 2019, *Planetary Habitability in Binary Systems, Advances in Planetary Science, Vol. 4* (Singapore: World Scientific)
- Portegies Zwart, S. F., & McMillan, S. L. W. 2005, *ApJ*, 633, L141 (POR-05)
- Pourbaix, D., & Boffin, H. M. J. 2016, *A&A*, 586, A90
- Quanz, S. P., Ottiger, M., Fontanet, E., et al. 2021, *A&A*, in press; arXiv:2101.07500
- Queloz, D., Anderson, D. R., Collier Cameron, A., et al. 2010, *A&A*, 517, L1 (QUE-10)
- Quintana, E. V., Lissauer, J. J., Chambers, J. E., & Duncan, M. J. 2002, *ApJ*, 576, 982
- Raghavan, D., Henry, T. J., Mason, B. D., et al. 2006, *ApJ*, 646, 523 (RAG-06)
- Raghavan, D., McAlister, H. A., Henry, T. J., et al. 2010, *ApJS*, 190, 1
- Rains, A. D., Ireland, M. J., White, T. R., Casagrande, L., & Karovicova, I. 2020, *MNRAS*, 493, 2377 (RAI-20)
- Rajan, A., Rameau, J., De Rosa, R. J., et al. 2017, *AJ*, 154, 10 (RAJ-17)
- Rajpaul, V., Aigrain, S., & Roberts, S. 2016, *MNRAS*, 456, L6
- Ribas, I., Gregg, M. D., Boyajian, T. S., & Bolmont, E. 2017, *A&A*, 603, A58 (RIB-17)
- Roberts Jr., L. C., Turner, N. H., ten Brummelaar, T. A., Mason, B. D., & Hartkopf, W. I. 2011, *AJ*, 142, 175 (ROB-11)

- Roberts Jr., L. C., Tokovinin, A., Mason, B. D., et al. 2015, *AJ*, 149, 118 (ROB-15)
- Robertson, P., & Mahadevan, S. 2014, *ApJ*, 793, L24 (ROB-14)
- Robertson, P., Bender, C., Mahadevan, S., Roy, A., & Ramsey, L. W. 2016, *ApJ*, 832, 112
- Rodríguez, L. F., D’Alessio, P., Wilner, D. J., et al. 1998, *Nature*, 395, 355
- Roell, T., Neuhäuser, R., Seifahrt, A., & Mugrauer, M. 2012, *A&A*, 542, A92 (ROE-12)
- Rosenthal, L. J., Fulton, B. J., Hirsch, L. A., et al. 2021, *ApJS*, 255, 8
- Santos, N. C., Mayor, M., Naef, D., et al. 2002, *A&A*, 392, 215 (SAN-02)
- Scholz, R.-D., McCaughrean, M. J., Lodieu, N., & Kuhlbrodt, B. 2003, *A&A*, 398, L29 (SCH-03)
- Schwamb, M. E., Orosz, J. A., Carter, J. A., et al. 2013, *ApJ*, 768, 127 (SCH-13)
- Ségransan, D., Kervella, P., Forveille, T., & Queloz, D. 2003, *A&A*, 397, L5 (SEG-03)
- Shporer, A., Jenkins, J. M., Rowe, J. F., et al. 2011, *AJ*, 142, 195 (SHP-11)
- Shporer, A., O’Rourke, J. G., Knutson, H. A., et al. 2014, *ApJ*, 788, 92 (SHP-14)
- Simon, M., & Schaefer, G. H. 2011, *ApJ*, 743, 158 (SIM-11)
- Smallwood, J. L., Nealon, R., Chen, C., et al. 2021, *MNRAS*, 508, 392
- Sousa, S. G., Adibekyan, V., Delgado-Mena, E., et al. 2018, *A&A*, 620, A58 (SOU-18)
- Southworth, J., Bohn, A. J., Kenworthy, M. A., Ginski, C., & Mancini, L. 2020, *A&A*, 635, A74 (SOU-20)
- Stassun, K. G., Collins, K. A., & Gaudi, B. S. 2017, *AJ*, 153, 136 (STA-17)
- Stassun, K. G., Oelkers, R. J., Paegert, M., et al. 2019, *AJ*, 158, 138
- Tamuz, O., Ségransan, D., Udry, S., et al. 2008, *A&A*, 480, L33 (TAM-08)
- The LUVOIR Team 2019, The LUVOIR Mission Concept Study Final Report; arXiv:1912.06219
- Thévenin, F., Provost, J., Morel, P., et al. 2002, *A&A*, 392, L9
- Todorov, K., Luhman, K. L., & McLeod, K. K. 2010, *ApJ*, 714, L84 (TOD-10)

- Tokovinin, A. 2014a, *AJ*, 147, 86
- Tokovinin, A. 2014b, *AJ*, 147, 87
- Tokovinin, A. A. 1997, *A&AS*, 124, 75
- Tokovinin, A. 2008, *MNRAS*, 389, 925
- Torres, C. A. O., Quast, G. R., da Silva, L., et al. 2006, *A&A*, 460, 695
- Torres, G., Fischer, D. A., Sozzetti, A., et al. 2012, *ApJ*, 757, 161
- Tucci Maia, M., Meléndez, J., & Ramírez, I. 2014, *ApJ*, 790, L25 (TUC-14)
- Tuomi, M., Jones, H. R. A., Butler, R. P., et al. 2019, *ApJS*, submitted; arXiv:1906.04644
- van Belle, G. T., & von Braun, K. 2009, *ApJ*, 694, 1085 (BEL-09)
- Verrier, P. E., & Evans, N. W. 2007, *MNRAS*, 382, 1432
- Wagner, K., Apai, D., Kasper, M., et al. 2016, *Science*, 353, 673; retracted
- Wagner, K., Boehle, A., Pathak, P., et al. 2021, *Nature Comm.* 12, 922
- Wang, J., Fischer, D. A., Horch, E. P., & Huang, X. 2015a, *AJ*, 799, 229
- Wang, J., Fischer, D. A., Horch, E. P., & Xie, J.-W. 2015b, *AJ*, 806, 248
- Wang, J., Fischer, D. A., Xie, J.-W., & Ciardi, D. R. 2014, *ApJ*, 791, 111
- Wang, X.-Y., Wang, Y.-H., Wang, S., et al. 2021, *ApJS*, 255, 15 (WAN-21)
- Wang, H. S., Lineweaver, C. H., Quanz, S. P., et al. 2022, *ApJ*, 927, 134
- White, T. R., Huber, D., Maestro, V., et al. 2013, *MNRAS*, 433, 1262
- Winters, J. G., Medina, A. A., Irwin, J. M., et al. 2019, *AJ*, 158, 152 (WIN-19)
- Winters, J. G., Cloutier, R., Medina, A. A., et al. 2022, *ApJ*, 163, 168 (WIN-22)
- Wittenmyer, R. A., Clark, J. T., Zhao, J., et al. 2019, *MNRAS*, 484, 5859 (WIT-19)
- Zhao, L., Fischer, D. A., Brewer, J., Giguere, M., & Rojas-Ayala, B. 2018, *AJ*, 155, 24
- Zirm, H. 2007, *IAU Commission 26 (Double Stars) Information Circular*, 161, 1 (ZIR-07)
- Zucker, S., Naef, D., Latham, D. W., et al. 2002, *ApJ*, 568, 363 (ZUC-02)

Zucker, S., Mazeh, T., Santos, N. C., Udry, S., & Mayor, M. 2004, *A&A*, 426, 695 (ZUC-04)