

# Complement Grover's Search Algorithm: An Amplitude Suppression Implementation

Andrew Vlastic,<sup>1,\*</sup> Salvatore Certo,<sup>1</sup> and Anh Pham<sup>1</sup>

<sup>1</sup>*Deloitte Consulting, LLP*

(Dated: October 5, 2022)

Grover's search algorithm was a groundbreaking advancement in quantum algorithms, displaying a quadratic speed-up of querying for items. Since the creation of this algorithm it has been utilized in various ways, including in preparing specific states for the general circuit. However, as the number of desired items increases so does the gate complexity of the sub-process that conducts the query. To counter this complexity, an extension of Grover's search algorithm is derived where the focus of the query is on the undesirable items in order to suppress the amplitude of the queried items. To display the efficacy the algorithm is implemented as a sub-process into QAOA and applied to a traveling salesman problem. For a basis of comparison, the results are compared against QAOA.

## I. INTRODUCTION

Grover's search algorithm [1] is a pivotal quantum routine that leads to quadratic speedups in an unstructured search, counting, and amplitude estimation procedures. Since the inception of this algorithm, it has been utilized as a form of state preparation, an essential sub-routine. Examples include quantum topological analysis algorithm [2] to prepare the boundary of the homology group and Monte Carlo analysis [3] preparing states with various probability distributions. If only a subset of states are required for the circuit (see [2]) there is potential for the depth complexity of the Grover subroutine to substantially increase, potentially eroding or eliminating the quadratic advantage it provides.

This increase in complexity is found within the *oracle query* that searches for the desirable states, and one may observe as the number of desirable states increases the gate complexity of the oracle increases. In more detail, the oracle is the first step in the algorithm and is constructed to add a negative phase to the desired states. Depending on the task at hand and the complexity of the oracle query, it may be more efficient (from a circuit requirements and gate depth perspective) to invert this step and instead construct the oracle to add a positive phase to the undesirable solutions and a negative phase to the other states. Ergo, this oracle would search for fewer states thereby decreasing complexity. This paper describes in detail how one may construct such an oracle.

## II. AN OVERVIEW OF GROVER'S SEARCH ALGORITHM

The intuition behind Grover's search algorithm is it locates items in an unstructured data set that meet some criteria by increasing the amplitude of the desirable items relative to the undesirable, so that when the circuit is measured there is a higher probability of finding the desirable items.

The algorithm is comprised of a periodic function that can be applied multiple times to iteratively change the amplitudes. In particular, the Grover iteration is a two step process, where first we define the oracle operator  $O$  defined as  $O : |x\rangle |q\rangle \rightarrow |x\rangle |q \oplus f(x)\rangle$ , where  $\oplus$  is the modulo 2 operation and  $f(x) = 1$  if  $x$  is the identified state and 0 otherwise. One way to implement the oracle is by utilizing a Hadamard state so that the evolution of the qubits is

$$O\left(|x\rangle \left(\frac{|0\rangle - |1\rangle}{\sqrt{2}}\right)\right) = (-1)^{f(x)} |x\rangle \left(\frac{|0\rangle - |1\rangle}{\sqrt{2}}\right).$$

The Hadamard state is crucial in seamlessly adding the local  $-1$  phase shift to the desired items.

To understand the oracle more concretely consider a two qubit register and a one qubit ancilla with an oracle that identifies the state  $|11\rangle$ . The oracle would be the Toffoli gate controlled on the state  $|11\rangle$  which, targeting Hadamard state, would add a negative phase.

Once the desirable states are identified there is an increase to their amplitudes through the **diffuser**, defined by the operator  $2|\psi\rangle\langle\psi| - I$ . Often referred to as an *inversion about the mean*, the easiest way to implement is to apply a phase shift of  $-1$  to  $|0\rangle$ . One may observe the diffuser is of the form of a Householder matrix.

The subroutine with  $|0\rangle^{\otimes n} |0\rangle$  qubits searching for the string  $x_0$  is implemented as follows.

1. Prepare the register qubits into the distribution state and prepare the ancilla qubit with the gate  $H^{\otimes n} \otimes HX$ , where  $X$  is the Pauli operator which gives the mathematical representation

$$\frac{1}{\sqrt{2^n}} \sum_{x=0}^{2^n-1} |x\rangle \left(\frac{|0\rangle - |1\rangle}{\sqrt{2}}\right).$$

2. Apply the oracle  $O$  which yields

$$\frac{1}{\sqrt{2^n}} \sum_{x=0}^{2^n-1} (-1)^{f(x)} |x\rangle \left(\frac{|0\rangle - |1\rangle}{\sqrt{2}}\right).$$

3. Apply the adjoints of the Hadamard gates  $H^{\otimes n}$ , recalling  $H$  is a self-adjoint operator.

4. Apply conditional phase shift on the  $|0\rangle^{\otimes(n+1)}$  state to perform the phase shift of  $-1$ .

\* avlastic@deloitte.com

5. Apply the Hadamard gates  $H^{\otimes n}$ .
6. Repeat steps 2 through 5, when necessary, to approximate the final state  $|x_0\rangle \left( \frac{|0\rangle - |1\rangle}{\sqrt{2}} \right)$ .
7. Finally, measure all the qubits except for the ancilla qubit in the computational basis.

Figure 1 gives an explicit example of this algorithm in the form of a circuit.

Since the Grover iteration may be repeated for several iterations in the circuit, for simplicity the operators in steps 2-5 are known as the **Grover Operator**. One may see that the Grover operator has the form  $H^{\otimes n} (2|0\rangle\langle 0| - I_{2^n}) H^{\otimes n} O = (2|\psi\rangle\langle\psi| - I_{2^n}) O$  where  $|\psi\rangle$  is the uniformly distributed states of superpositions. Note that once operators are aggregated the final operator  $2|\psi\rangle\langle\psi| - I_{2^n}$ , denoted earlier as the *diffuser*.

The Hadamard gate  $H^{\otimes n}$  assumes a uniform distribution, and this algorithm has a natural extension for any sub-process that requires certain states to be fed downstream in the algorithm. One may see that any distribution may be considered calling the sub-process that loads an arbitrary distribution  $\mathcal{A}$ . With this notation the Grover operator has the general form  $\mathcal{A}(2|0\rangle\langle 0| - I)\mathcal{A}^\dagger O$ . Other extensions of the algorithm include a creative extension of the Grover operator in the quantum analog of derivative pricing [3]. The authors in [4] also give a general extension of Grover's algorithm. Lastly, an in-depth description of the Grover search algorithm can be found in Chapter 6 in the book [5].

Due to the intricate nature of Grover's search algorithm implementation in the NISQ-era has made algorithms with large qubit registers unusable. The authors in [6] propose a method to bypass this shortcoming and enable a version of Grover's search algorithm in the NISQ-era.

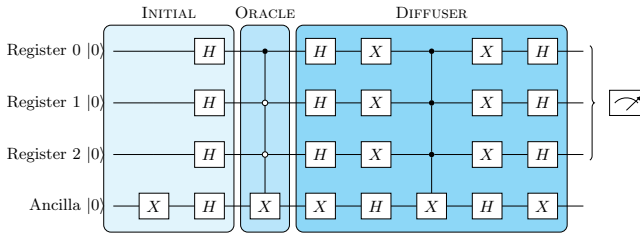


FIG. 1: The circuit above displays a Grover's search algorithm for the string  $|001\rangle$ . One may use the open source Qiskit [7] for computational verification that this circuit finds the state  $|001\rangle$ .

### III. GROVER'S AMPLITUDE SUPPRESSION ALGORITHM

There have been many advances from different perspectives on Grover's algorithm [8–12]. In particular,

the advancement in [10] focuses on sets within the search space with the goal of decreasing the number of gates required.

A potential method to decrease the complexity of this oracle is to focus on finding the undesirable states. While at first this may seem intuitive, it is not trivial to derive. Before explaining the algorithm in more detail, notation of the sets of desirable and undesirable states will be needed for simplicity. Denote the set  $S$  as the collection of undesirable states,  $S^c$  as the complement of this set, and  $|S|$  as the cardinality of the set. Lastly, denote the oracle that finds the undesirable states as  $O_S$ .

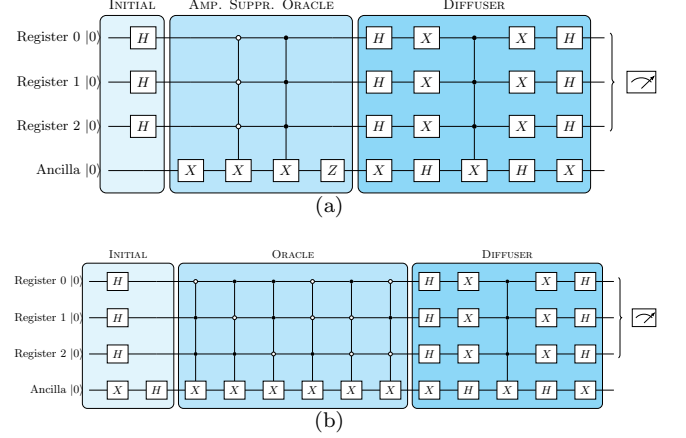


FIG. 2: (a) This circuit displays an amplitude suppression of Grover's search algorithm for all states except for  $|000\rangle$  and  $|111\rangle$ . For the six desirable states, instead of six oracles there are two oracles and two single qubit gates. (b) This is the classical implementation searching for all of the six desirable states.

To obtain the goal of adding the negative phase to the desirable states by acting on the undesirable states, which is performed within the oracle, an ancilla qubit is introduced and flipped to the  $|1\rangle$  state with the Pauli  $X$  gate, which allows the Pauli  $Z$  gate to give the negative phase to  $S^c$ . Unlike the classical oracle, the ancilla qubit is not put into a Hadamard state but left in the  $|0\rangle$  state. To understand this process mathematically, after setting the qubits in the register into a uniform superposition and applying the amplitude suppression oracle gives the superpositions of

$$O_S \left( \frac{1}{\sqrt{2^n}} \sum_{i=1}^{2^n-1} |i\rangle |0\rangle \right) = \frac{1}{\sqrt{2^n}} \sum_{i \in S^c} -|i\rangle |1\rangle + \frac{1}{\sqrt{2^n}} \sum_{i' \in S} |i'\rangle |0\rangle.$$

The general process of the algorithm is as follows.

1. Prepare the register qubits into the distribution state with the gate  $H^{\otimes n} \otimes I$  and add an ancilla qubit initialized to the  $|0\rangle$  state, leading to

$$\frac{1}{\sqrt{2^n}} \sum_{i=0}^{2^n-1} |i\rangle |0\rangle.$$

2. Apply the oracle  $O_S$  which yields  $\frac{1}{\sqrt{2^n}} \sum_{i \in S^c} -|i\rangle|1\rangle + \frac{1}{\sqrt{2^n}} \sum_{i' \in S} |i'\rangle|0\rangle$
3. Apply Hadamard gates  $H^{\otimes n}$ , recalling  $H$  is a self-adjoint operator.
4. Apply conditional phase shift on the  $|0\rangle^{\otimes(n+1)}$  state to perform the phase shift of  $-1$ .
5. Apply the Hadamard  $H^{\otimes n}$ .
6. Repeat steps 2 through 5, when necessary, to approximate the final state  $\frac{1}{\sqrt{|S^c|}} \sum_{i \in S^c} -|i\rangle|1\rangle$ .
7. Finally, measure all the qubits except for the ancilla qubit in the computational basis.

To make this algorithm more tangible, Figure 2(a) shows a circuit of preparing the states  $|001\rangle, \dots, |110\rangle$ . Figure 3 displays results of this algorithm with registers of size 3 qubits and 2 qubits.

While there are creative ways to prepare states [13], the algorithm presented is scalable, hence, agnostic to the number of qubits required. Moreover, since the only parts of the algorithm that changed from the original Grover's search algorithm are the oracle and the initial step of the ancilla, original analysis on the number of iterations needed still holds true; see [5] for further information. In particular, for  $R$  the number of iterations,  $N$  the total number of states, and  $M$  the number of undesirable states the inequality holds  $R \leq \left\lceil \frac{N}{M} \right\rceil$ , where  $\lceil \cdot \rceil$  is the ceiling function.

Although this algorithm does not set the ancilla qubit in a superposition, which may be perceived as not utilizing quantum and hence losing an advantage, there are instances of applying control gates to ancilla [4, 14]. Furthermore, the addition of the Pauli  $X$  gate and Pauli  $Z$  gate stay constant as the number of qubits in the register grows. Therefore, with at least a two qubit register, the subtraction of one control gate in the oracle yields a more efficient circuit.

#### IV. ANALYSIS OF THE ORACLE DEPTH

For a deeper understanding of the potential increased efficiency of this new algorithm the circuit depth of the classical oracle and amplitude suppression oracle will be compared. The oracles from the classical Grover's search algorithm are assumed to be scalable, bypassing creative oracles that are qubit-number specific. To be scalable for each string in the desirable state there is a general Toffoli gate identifying a particular state with appropriate Pauli  $X$  gates to flip the qubit then flip back to the original state; see Figure 5 for an example. This particular implementation of flagging states should be hardware agnostic.

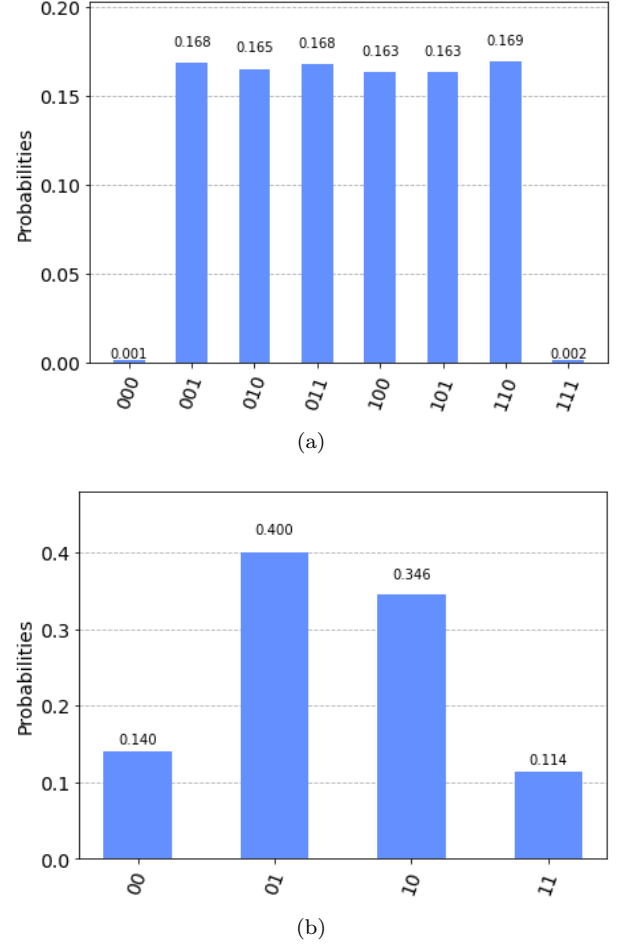


FIG. 3: The bar graphs are results from running the algorithm on a simulator and a QPU. Figure (a) displays the results from the circuit in Figure 2 ran on Qiskit [7] using a simulator backend after 3 Grover Iterations. Figure (b) are the results of running the circuit in Figure 2 but with a two qubit register and ran on an IBM QPU.

Each Pauli  $X$  gate and each general Toffoli gate are counted as one. General Toffoli gates are only counted as one since these gates are the same in either oracle, and moreover, each hardware system implements general Toffoli gates differently which would lead to different growths.

The analysis is of the circuit in Figure 4. Taking the register size of 2 to 20 qubits, the number of qubits in each oracle is counted. Since Grover's algorithm prepares all states except for  $|0 \dots 0\rangle$  and  $|1 \dots 1\rangle$  the growth of the required state preparations in the classical implementation is  $2^n - 2$  for  $n$  the number of qubits, while the amplitude suppression implementation always requires 2 states to prepare. In particular, the classical case grows with  $n$  the following formula  $(2^n - 2) + 2 \cdot \sum_{i=1}^n \binom{k}{i}$ , and

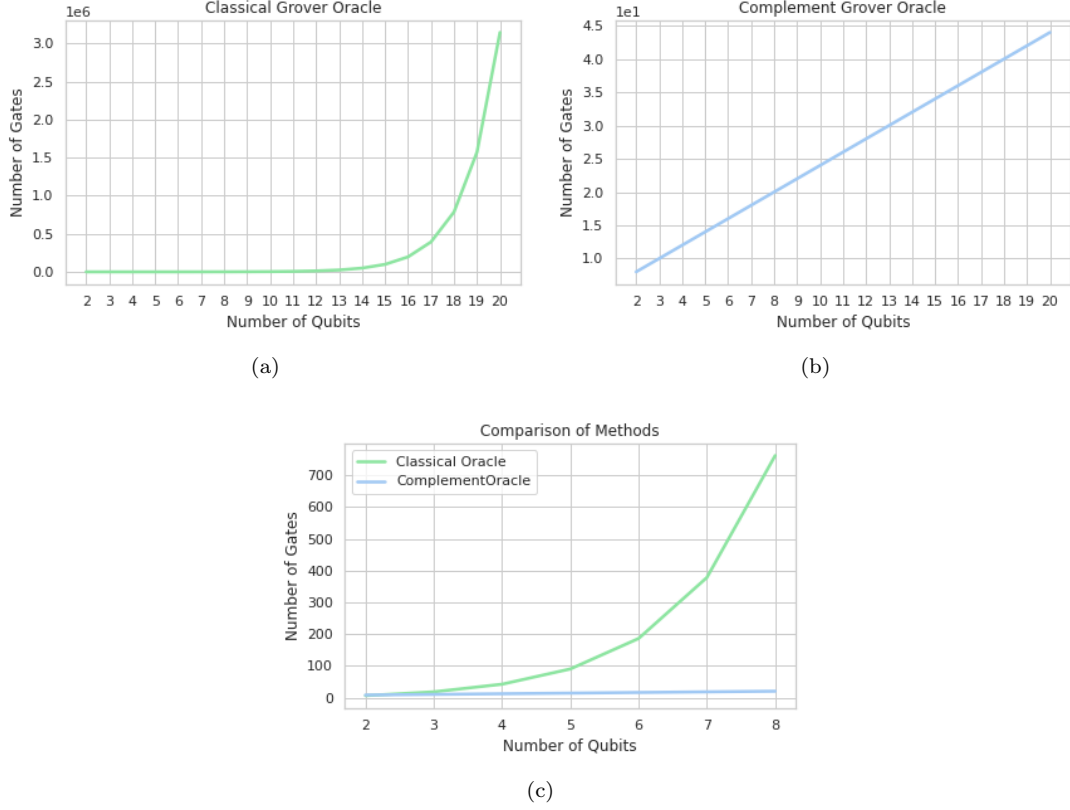


FIG. 4: The figures show the increase in the number of gates required for the oracle in the circuit in Figure 2 and the classical analog this this circuit. Figure (a) is the classical oracle. Figure (b) is oracle size in Figure 2. Finally, Figure (c) compares these different methods.

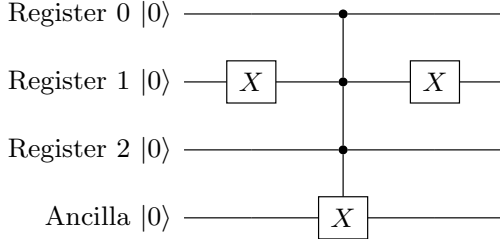


FIG. 5: The circuit displays an oracle identifying the state  $|101\rangle$ .

the amplitude suppression case grows as  $4 + 2 \cdot n$ . From this one may observe the classical implementation grows exponentially and amplitude suppression grows linearly. Figure 2 shows and compares these different growths.

While this is an extreme case to explore there are examples which such an algorithm is not required. For example, if the first of position needs to be in the state  $|1\rangle$  for a number of particular states. In this instance one may implement Grover around this position with a simple oracle for state preparation. However, this analysis displays the potential increase in efficiency when intricate

states are required in the general algorithm.

## V. APPLICATION TO THE QUANTUM APPROXIMATE OPTIMIZATION ALGORITHM

On application of this algorithm is to use it as state prepare for the Quantum Approximate Optimization Algorithm (**QAOA**) [15], which was derived as a means to find the lowest energy within in a system. This was achieved by taking the adiabatic quantum evolution and applying the Trotter product formula to approximate the Hamiltonian. The ground state is then mapped to the solution of the mathematical problem that was encoded into the circuit. From the derivation one may see how numerous combinatorial optimization problems can be translated into a QAOA circuit, including various graph problems and various mathematical programming problems.

QAOA requires an ansatz for the initial condition and typically requires application of a classical optimizer to derive the parameters that yield the optimal or near-optimal solution. A uniform distribution of all the states was usually taken as the initial sub-process, however, there have been recent advancements that utilize the

mixer Hamiltonian to guide the derivation of superpositions closer to the optimal solution. [16]. This algorithm is noted as the warm start quantum approximate optimization algorithm (**WS-QAOA**). For completeness, other derivations using custom mixer Hamiltonian for QAOA have been considered [17].

WS-QAOA works by relaxing the QUBO and solving it classically to get an approximate solution. This approximate solution is then given as an initial state to QAOA. For problems where the gap of the relaxation to the QUBO solution is minimal, this method is effective and efficient. When this gap is adequately large however, its efficacy is drastically reduced. Some instances where a relaxed problem solution may be far from the true QUBO minimum is in cases like the Traveling Salesman Problem.

To show the efficacy the algorithm in Figure 2 (a) is implemented as the first sub-process in QAOA and applied to a toy traveling salesman problem. For a basis of comparison, the same traveling salesman problem is applied to QAOA and the results are compared. Comparison against this initialization method against others methods, like WS-QAOA, is left for future research. The circuits are written in Qiskit [7], and as noted in [16], there are packages to run the original QAOA, (as well as WS-QAOA). The results are given in Figure 6 where the original QAOA using amplitude suppression Grover’s algorithm out-performs Qiskit’s QAOA package. The reason for the performance boost is the amplitude suppression Grover’s algorithm decreases the amplitudes of the infeasible states, allowing for initial higher probabilities of feasible states, in which the solution can be found faster.

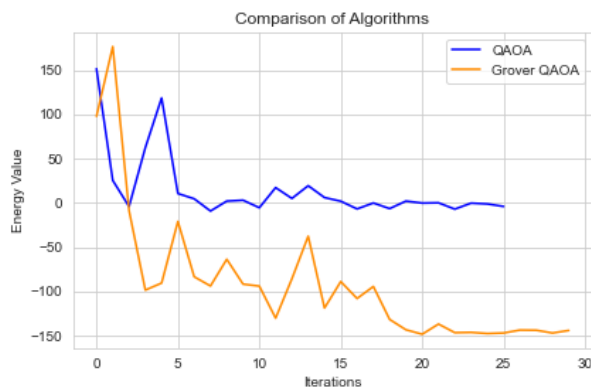


FIG. 6: Comparison of the QAOA and QAOA using amplitude suppression Grover as the initial start of the circuit.

## VI. DISCUSSION AND CONCLUSION

In the case where the desirable states  $S^C$  outnumber the undesirable states  $S$ , the algorithm presented above represents an efficient way to structure the oracle. While this structure normally depends entirely on the domain and query involved in the algorithm, certain applications of state preparation include specific states to be omitted, which prompts a different approach to efficiently construct the Grover operator. The benefit proposed here relies on the fact that we are only adding an ancilla qubit within the context of decreasing the amplitudes of certain states, rather than during the initial preparation of the state. In fact, some tasks that require the Grover Operator will see efficiency gains through this method structuring the oracle on the undesirable states, rather than the desired solutions themselves.

## VII. DISCLAIMER

About Deloitte: Deloitte refers to one or more of Deloitte Touche Tohmatsu Limited (“DTTL”), its global network of member firms, and their related entities (collectively, the “Deloitte organization”). DTTL (also referred to as “Deloitte Global”) and each of its member firms and related entities are legally separate and independent entities, which cannot obligate or bind each other in respect of third parties. DTTL and each DTTL member firm and related entity is liable only for its own acts and omissions, and not those of each other. DTTL does not provide services to clients. Please see [www.deloitte.com/about](http://www.deloitte.com/about) to learn more.

Deloitte is a leading global provider of audit and assurance, consulting, financial advisory, risk advisory, tax and related services. Our global network of member firms and related entities in more than 150 countries and territories (collectively, the “Deloitte organization”) serves four out of five Fortune Global 500® companies. Learn how Deloitte’s approximately 330,000 people make an impact that matters at [www.deloitte.com](http://www.deloitte.com). This communication contains general information only, and none of Deloitte Touche Tohmatsu Limited (“DTTL”), its global network of member firms or their related entities (collectively, the “Deloitte organization”) is, by means of this communication, rendering professional advice or services. Before making any decision or taking any action that may affect your finances or your business, you should consult a qualified professional adviser. No representations, warranties or undertakings (express or implied) are given as to the accuracy or completeness of the information in this communication, and none of DTTL, its member firms, related entities, employees or agents shall be liable or responsible for any loss or damage whatsoever arising directly or indirectly in connection with any person relying on this communication. Copyright © 2022. For information contact Deloitte Global.

- 
- [1] LK Grover. p. 212 in proceedings. In *28th Annual ACM Symposium on the Theory of Computing (STOC)*, (May 1996), 1996.
- [2] Seth Lloyd, Silvano Garnerone, and Paolo Zanardi. Quantum algorithms for topological and geometric analysis of data. *Nature communications*, 7(1):1–7, 2016.
- [3] Patrick Rebentrost, Brajesh Gupt, and Thomas R Bromley. Quantum computational finance: Monte carlo pricing of financial derivatives. *Physical Review A*, 98(2):022321, 2018.
- [4] Yohichi Suzuki, Shumpei Uno, Rudy Raymond, Tomoki Tanaka, Tamiya Onodera, and Naoki Yamamoto. Amplitude estimation without phase estimation. *Quantum Information Processing*, 19(2):1–17, 2020.
- [5] Michael A Nielsen and Isaac Chuang. Quantum computation and quantum information, 2002.
- [6] Kun Zhang, Kwangmin Yu, and Vladimir Korepin. Quantum search on noisy intermediate-scale quantum devices. *arXiv preprint arXiv:2202.00122*, 2022.
- [7] Gadi Aleksandrowicz, Thomas Alexander, Panagiotis Barkoutsos, Luciano Bello, Yael Ben-Haim, David Bucher, F Jose Cabrera-Hernández, Jorge Carballo-Franquis, Adrian Chen, Chun-Fu Chen, et al. Qiskit: An open-source framework for quantum computing. *Accessed on: Mar, 16, 2019*.
- [8] Theodore J Yoder, Guang Hao Low, and Isaac L Chuang. Fixed-point quantum search with an optimal number of queries. *Physical review letters*, 113(21):210501, 2014.
- [9] Tim Byrnes, Gary Forster, and Louis Tessler. Generalized grover’s algorithm for multiple phase inversion states. *Physical review letters*, 120(6):060501, 2018.
- [10] Tan Li, Wan-Su Bao, He-Liang Huang, Feng-Guang Li, Xiang-Qun Fu, Shuo Zhang, Chu Guo, Yu-Tao Du, Xiang Wang, and Jie Lin. Complementary-multiphase quantum search for all numbers of target items. *Physical Review A*, 98(6):062308, 2018.
- [11] Carlo Cafaro and Paul M Alsing. Continuous-time quantum search and time-dependent two-level quantum systems. *International Journal of Quantum Information*, 17(03):1950025, 2019.
- [12] Austin Gilliam, Marco Pistoia, and Constantin Goniculea. Optimizing quantum search using a generalized version of grover’s algorithm. *arXiv preprint arXiv:2005.06468*, 2020.
- [13] He-Liang Huang, Xi-Lin Wang, Peter P Rohde, Yi-Han Luo, You-Wei Zhao, Chang Liu, Li Li, Nai-Le Liu, Chao-Yang Lu, and Jian-Wei Pan. Demonstration of topological data analysis on a quantum processor. *Optica*, 5(2):193–198, 2018.
- [14] Almudena Carrera Vazquez and Stefan Woerner. Efficient state preparation for quantum amplitude estimation. *Physical Review Applied*, 15(3):034027, 2021.
- [15] Edward Farhi, Jeffrey Goldstone, and Sam Gutmann. A quantum approximate optimization algorithm. *arXiv preprint arXiv:1411.4028*, 2014.
- [16] Daniel J Egger, Jakub Mareček, and Stefan Woerner. Warm-starting quantum optimization. *Quantum*, 5:479, 2021.
- [17] Reuben Tate, Bryan Gard, Greg Mohler, and Swati Gupta. Classically-inspired mixers for qaoa beat goemans-williamson’s max-cut at low circuit depths. *arXiv preprint arXiv:2112.11354*, 2021.