

Bias at a Second Glance: A Deep Dive into Bias for German Educational Peer-Review Data Modeling

Thiemo Wambsganss^{*1}, Vinitra Swamy^{*1}, Roman Rietsche²,
Tanja Käser¹

¹ EPFL, Lausanne, Switzerland

{thiemo.wambsganss, vinitra.swamy, tanja.kaeser}@epfl.ch

² University of St.Gallen, St.Gallen, Switzerland

roman.rietsche@unisg.ch

Abstract

Natural Language Processing (NLP) has become increasingly utilized to provide adaptivity in educational applications. However, recent research has highlighted a variety of biases in pre-trained language models. While existing studies investigate bias in different domains, they are limited in addressing fine-grained analysis on educational and multilingual corpora. In this work, we analyze bias across text and through multiple architectures on a corpus of 9,165 German peer-reviews collected from university students over five years. Notably, our corpus includes labels such as helpfulness, quality, and critical aspect ratings from the peer-review recipient as well as demographic attributes. We conduct a Word Embedding Association Test (WEAT) analysis on (1) our collected corpus in connection with the clustered labels, (2) the most common pre-trained German language models (T5, BERT, and GPT-2) and GloVe embeddings, and (3) the language models after fine-tuning on our collected data-set. In contrast to our initial expectations, we found that our collected corpus does not reveal many biases in the co-occurrence analysis or in the GloVe embeddings. However, the pre-trained German language models find substantial conceptual, racial, and gender bias and have significant changes in bias across conceptual and racial axes during fine-tuning on the peer-review data. With our research, we aim to contribute to the fourth UN sustainability goal (quality education) with a novel dataset, an understanding of biases in natural language education data, and the potential harms of not counteracting biases in language models for educational tasks.

1 Introduction

In recent years, Natural Language Processing (NLP) and Machine Learning (ML) have been ex-

tensively used for improving adaptivity and individualization of educational technology (Rosé et al., 2008; Xu et al., 2021). Researchers and practitioners have been developing a plethora of writing support systems (Song et al., 2014; Lauscher et al., 2018) and conversational agents (Ruan et al., 2019; Weber et al., 2021). More generally, there has been a rise in intelligent tutoring systems for educational purposes which provide learners adaptive feedback, e.g., on grammatical structures (White and Rozovskaya, 2020; Katinskaia and Yangarber, 2021; Kerz et al., 2021), language learning (Putra et al., 2021), argumentation (Song et al., 2014; Lauscher et al., 2019), or even empathy skills (Wambsganss et al., 2021).

The technology for language-based personalization in education comes with a cost; a large body of research has been investigating and revealing biases in NLP systems (Bolukbasi et al., 2016; Sun et al., 2019). Bias has been found in multiple steps along the general NLP pipeline including the task setting, training data, pre-trained models (e.g. word embeddings), and fine-tuned algorithms (Schramowski et al.; Sun et al., 2019; Caliskan et al., 2017; Bolukbasi et al., 2016), shedding a darker light on the simple usage of these models for human-centered applications, especially in education. NLP systems containing bias in any of these parts of the modeling pipeline can produce gender, racially, or conceptually biased predictions and amplify biases present in the underlying training sets (e.g., Baker and Hawn (2021); Hutchinson and Mitchell (2019); Sun et al. (2019)). The propagation of gender bias in NLP algorithms poses the danger of reinforcing damaging stereotypes in downstream applications, e.g., for automatic essay scoring (Östling et al., 2013; Yannakoudakis et al., 2011).

While prior research on bias in education has mostly focused on non-language based interaction data, several recent reviews have called for extending the investigations of fine-grained bias analy-

^{*} These authors contributed equally to this work.

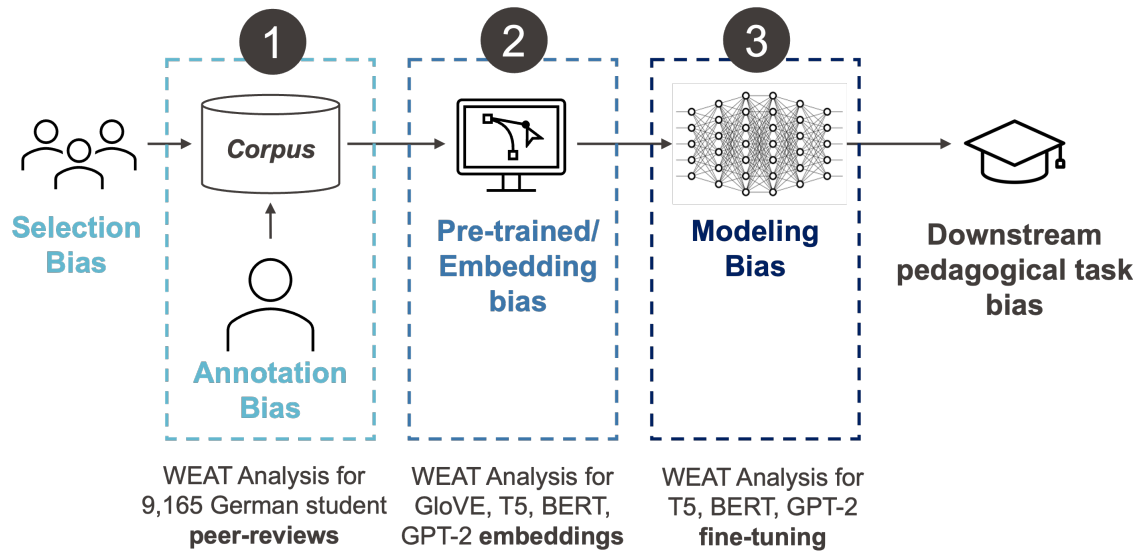


Figure 1: Overview of evaluating biases in educational natural language data along the NLP pipeline for pedagogical downstream tasks following Hovy and Prabhumoye (2021). We analyzed a data set of 9,165 German peer-reviews in combination with the most common pre-trained language models (T5, GPT-2, BERT) and GloVe embeddings before and after fine-tuning with the WEAT analysis for conceptual, racial, and gender biases.

sis on educational corpora (e.g., Baker and Hawn (2021); Blodgett et al. (2020)). Recent work, for example, has shown negative impact of gender bias on CV screening (Andersson et al., 2021) or of algorithmic racial bias in child welfare programs (Cheng et al., 2022). There are only few works looking at detailed bias in educational natural language data outside of English language corpora and North American context (Baker and Hawn, 2021). For instance, Baker and Hawn (2021) states the need to investigate "the differences in the performance of essay scoring algorithms for different racial groups". However, as they found, "this possibility has not yet been systematically investigated in the published literature" (Baker and Hawn, 2021). Hence, our objective is to address this gap in research and to take a deep dive into one exemplary pedagogical scenario which includes heavy language data: student peer-reviews. Student peer-reviewing is a modern domain-independent pedagogical scenario which has been increasingly used to annotate corpora, analysis of feedback texts with trained models, and provide students feedback with adaptive applications (Nicol, 2014), e.g., for argumentation skill training (Wambsganss et al., 2020a) or empathy skills (Wambsganss et al., 2021; Wambsganß et al., 2022).

In order to conduct a rigorous bias analysis, we collected a novel corpus of 9,165 German student peer-reviews of business model feedback. We re-

lied on Word Embedding Association Test (WEAT) analysis (Caliskan et al., 2017) and the German adaptation of WEAT (Kurpicz-Briki, 2020) as a commonly used methodology to assess conceptual, racial and gender bias in different parts of the NLP pipeline (Hovy and Prabhumoye, 2021). Our methodology for analysing the bias is three-fold (see Figure 1): (1) we analyse the collected corpus for different bias dimensions to find out if the student-writings already come with bias towards the perceived helpfulness of a review, (2) we assess the most common German language models (T5, BERT and GPT-2) as well GloVe embeddings before fine-tuning them on our data, (3) we fine-tune T5, BERT and GPT-2 on our collected data-set and repeat the WEAT analysis to investigate how the representations have been changed.

Contrary to our expectations, we found that our collected corpus does not reveal many biases in using WEAT co-occurrence analysis or GloVe models; however, the pre-trained German language models not only come with substantial conceptual, racial, and gender bias but also seem to increase the bias when fine-tuning on our corpus. Our results suggest to (1) do more fine-grained analyses of bias for subsets of data that are significant, (2) examine the bias in pre-trained models before using them, and (3) investigate multilingual data bias more precisely. Hence, we contribute to literature on bias of educational language data by providing a

detailed analysis of one particular but increasingly used pedagogical scenario (peer-reviewing). We contribute our collected corpus of peer-reviews in German for further analysis and hope to provide researchers and practitioners with a detailed analysis and discussion of bias in NLP for education. Finally, we aim to contribute to the UN sustainability goal four for a high quality education and fair (digital) education for all.

2 Theoretical Background

2.1 Text Bias in Education

Since the 1960s, the problem of bias in educational applications has been noted, and many parts of today's literature on algorithmic bias and fairness have been anticipated (see review and discussion in [Hutchinson and Mitchell \(2019\)](#); [Baker and Hawn \(2021\)](#)). In order to investigate bias, it is important to define what perspective on bias we take, as many definitions exist in the literature. In our research, we "focus on studying algorithmic bias in terms of situations where model performance is substantially better or worse across mutually exclusive groups" ([Baker and Hawn, 2021](#), p. 4). We aim to analyse annotation, embedding, and modeling bias throughout the NLP pipeline for educational downstream tasks (see Figure 1).

Most literature has focused on numerical (non-text) data to analyse bias in educational applications. The literature on bias in education has been mostly investigating differences between race, nationality (students' current national locations), and gender ([Baker and Hawn, 2021](#)). For example, [Lee and Kizilcec \(2020\)](#) analysed the differences of an unmodified model to an equity-corrected model for predicting course grade of students. They found that the unmodified models perform worse for underrepresented racial and ethnic groups than for White and Asian students. [Anderson et al. \(2019\)](#) used five different algorithms to discriminate performance between male and female students in a model that predicted six-year college completion. They discovered that male students had greater false negative rates in the algorithms.

Educational corpora play a minor role in investigating bias in NLP systems; the scope of relevant work is limited. The existing research is mostly centered around English language data, missing insights for other languages and cultures ([Baker and Hawn, 2021](#); [Sun et al., 2019](#)). One relevant study from [Loukina et al. \(2019\)](#) investigates bias

in automated essay grading over essays authored by individuals from six different nations. Their results indicate that training nation-specific models leads to various skews between groups, increasing algorithmic bias when compared to training on all groups together. In a more general scope, research in computational linguistics and NLP have increasingly investigated bias in natural language processing systems, including work on bias in embedding spaces (e.g., [Caliskan et al. \(2017\)](#); [Bolukbasi et al. \(2016\)](#)) language modeling ([Lu et al., 2018](#)), coreference resolution ([Rudinger et al., 2017](#)), machine translation ([Stanovsky et al., 2019](#)), or sentiment analysis ([Kiritchenko and Mohammad, 2018](#)).

The analysis of data collected from commonly used pedagogical scenarios in combination with pre-trained language models (especially outside North America) is scarce (e.g., [Baker and Hawn \(2021\)](#); [Sun et al. \(2019\)](#)). We focus on algorithmic bias in the representations of a novel collected data set, in the most common German pre-trained models and German GloVe embeddings, and finally in the fine-tuned models. Our objective goes beyond investigating the effect of NLP bias on educational designs; we aim to contribute to a vision where downstream educational models are unbiased for equitable education (UN Sustainability objective).

2.2 NLP Research on Peer Reviewing

To conduct a rigorous and representative bias analysis of educational data from the field, our objective is a domain-independent pedagogical setting. In this vein, we aim to focus on student peer-reviews, since it is an increasingly growing, modern and digitized educational scenario, which has not only been used to foster factual and conceptual learning goals but also more complex skills such as argumentation ([Wambsganss et al., 2020a](#)) or empathy ([Wambsganss et al., 2021](#)).

Peer-reviews are defined as the process when students evaluate and make judgments about submissions of their peers and construct written feedback ([Nicol, 2014](#)). The structure of this process builds on the principles of the standard peer-reviewing used in academic journals ([Ziman, 1974](#)), where each of the papers is assigned to three anonymous reviewers. These reviewers evaluate the quality of the submission and provide feedback about the strengths and weaknesses of the paper and specify ways to improve it ([Meadows, 1998](#)).

Peer-reviews come with the advantage that stu-

dents need to take two different perspectives: one of the feedback provider and one of the feedback receiver. The role of feedback provider enables students to practice their critical thinking skills, apply criteria and reflect on their own work. Receiving feedback supports the students to focus more on areas that need improvement and develop a reader's perspective (Wu and Schunn, 2021). Utilizing peer-reviews enables students to receive timely feedback in both small-scale and large-scale classes, where feedback from lecturers or instructor assessment is often too late to be implemented. With the pedagogical scenario of edit history, it is even possible to directly apply feedback to improve final version of submission (Higgins et al., 2001). Additionally, with the rise of educational technologies, the peer-review paradigm is increasingly implemented in common learning management systems (e.g. Canvas, Blackboard) and is used by large MOOC providers. However, the direct use of unfiltered feedback by non-experts poses the concern that students are exposed to biases and inaccuracies (Double et al., 2020). Therefore, past research has already started to analyze peer-review data with standard NLP techniques.

For example, Misiejuk and Wasson (2021) use NLP to understand students' perceptions of peer-reviews. Wu et al. (2020) measure the impact of feedback features such as identification, explanations, and suggestions on the likelihood of that the feedback gets implemented. Xiao et al. (2020) trained different models based on RNNs, CNNs, LSTMs, GloVe, and BERT to detecting problem statements in peer assessments. Zingle et al. (2019) use CNNs and LSTMs to detect actionable suggestions in peer assessments. Researchers have also started to develop downstream applications based on model predictions to provide adaptive learning feedback. Ramachandran et al. (2017) created a tool for automated assessment of the quality of peer-reviews. Bauman et al. (2020) designed a recommender framework which uses a trained model to identify aspects of the review texts that correspond to peer-review helpfulness scores. Several papers use student peer-review data for annotating arguments for argumentation mining (e.g., Wambsganss et al. (2020b)) or cognitive and emotional empathy structures for empathy modeling (Wambsganss et al., 2021) to provide students with writing assistance in learning applications.

Although NLP research exists on and around

peer-review data, there are only a handful of investigations on bias along the NLP pipeline (Patchan et al., 2018). Hence, we propose to investigate which biases occur in education data along the NLP pipeline and in particular in our context in peer-reviews.

3 Methodology

3.1 Data Collection

Since there are not many suitable corpora available to analyse bias in student peer-reviews that a) contain a large amount of student-written text in one particular domain (e.g., business model feedback), b) consist of a sufficient size to represent different nuances of characteristics in a balanced fashion and c) come with additional scores such as review helpfulness rated by the receiver of the review or demographics for additional analysis (e.g., gender), we decided to collect our own longitudinal data set.

The peer-reviews of our novel dataset were collected over five years at a university in the German speaking area of Europe.¹ Overall, we compiled a corpus of 9,165 student-generated peer-reviews in which students provide each other feedback on previously developed business models. The peer-reviewing process was conducted in a double-blind manner; thus the feedback provider and receiver were anonymous. Alongside the text data, we collected subsets of ratings regarding the review helpfulness. This data was collected within the peer-review process; when the authors of the assignment receive the peer-reviews, they performed peer backward assessment (Patchan et al., 2016). In peer backward assessment, students rate the four items (based on Li et al. (2010)): (1) *"The feedback I got from the reviewer was helpful"* (2) *"The feedback I got from the reviewer was high quality"* (3) *"The reviewer was able to identify critical aspects in my submission"* and (4) *"The reviewer was able to provide constructive suggestions on his stated critical aspects"* on a 7-point Likert Scale from totally disagree (1) to totally agree (7), with 4 as a neutral value. Additionally, we captured gender and the year of birth of the review writers.

3.2 Data Characteristics

Our dataset consists of first-year master's students majoring in business innovation. The majority of students have German as their native language. The

¹The data was collected based on the ethical guidelines of our university.

data was collected from 2015 to 2019 and include 9,165 reviews from 610 unique reviewers and 607 reviewees. We collected demographic data at the beginning of each semester; the student population has an average age of 24.6 years old with a standard deviation of 1.7 years. The average percentage of female students across five years is 37.7%. Students wrote approximately 9 peer reviews per course with an average length of 220 words.

3.3 Model Architecture

We examine four German variations of language model architectures in this paper, chosen for their popularity on downstream tasks: GloVe, BERT, T5, and GPT-2. For GloVe architectures, we train the model from scratch for 100 epochs each, using a vector size of 300, window size of 15, and 8 threads for parallelization (Pennington et al., 2014). We obtain all three pre-trained models from HuggingFace (Wolf et al., 2019) and fine-tune each model for 10 epochs on a Tesla V100 GPU with batch size 8. For GermanBERT, we fine-tune the model using a standard masked language model training objective with masking rate of 15% (Chan et al., 2020). For German T5, we fine-tune the model using the translation task, translating peer-review text from English to German² with max source token length of 128 and global seed 42. The pre-trained multilingual T5 model was fine-tuned on the German MLSum dataset (Xue et al., 2020) before being used for our analysis. German GPT-2 was fine-tuned on the text generation objective with block size 128, and 600 warm-up steps (Radford et al., 2019). More details can be found directly in our supplementary code repository.

3.4 Bias Analysis

To assess bias along the NLP pipeline suggested by Hovy and Prabhumoye (2021), we rely on the Word Embedding Association Test (WEAT) proposed by Caliskan et al. (2017). WEAT assesses the extent to which word embeddings represent certain cultural biases. The inspiration for the WEAT analysis is grounded in psychological theory as an extension of the *Implicit Association Test*, used to measure bias in humans (Greenwald et al., 1998). WEAT calculates the semantic similarity between two sets of target words (e.g., male vs. female names) and two sets of attribute words using word embeddings

²Translations were obtained through the Google Translate API and corrected by a native English speaker.

(e.g., career vs. family). Table 1 indicates the nine WEAT tests and their corresponding targets and attributes.

Kurpicz-Briki (2020) apply the same concept to three other languages (German, Italian, and Spanish) and adapted and evaluated four WEAT tests for German. The multilingual name adaptations were created by experts examining the census data for popular names from each country of origin and creating word lists for *Male vs. Female* names, as well as *Native vs. Foreign* names (to replace the *European-American vs. African-American* test originally proposed in WEAT). Kurpicz-Briki (2020) do not present a translation for a tenth test on ageism proposed by Caliskan et al. (2017), so we omit it from our study to not combine differing methodologies. In this work, we present German translations for all nine WEAT tests³.

We broadly categorize the WEAT tests into the three main dimensions of bias: Racial, Gender, and Conceptual. This is in accordance with the literature on bias in educational data (e.g., Baker and Hawn (2021)). Our categorization helps language model users to have a big picture understanding of how their model performs (i.e. model X is more biased by gender than race) instead of granular statements (i.e. model X finds male names more associated with career than with family). The groupings are detailed further in Table 1, with each category consisting of three tests.

To quantitatively compare across WEAT analyses, we use the metric proposed by Caliskan et al. (2017). *Effect size* is a normalized measure of the distance between the two distributions of associations and targets, calculated as follows:

$$\frac{\text{mean}_{x \in X} s(x, A, B) - \text{mean}_{y \in Y} s(y, A, B)}{\text{std}_{w \in X \cup Y} s(w, A, B)}$$

where X and Y are two sets of target words of equal size, A , B are two sets of attribute words, and $s(w, A, B)$ measures the association of embeddings of the target word w with the attribute words.

4 Results on Bias Analysis

We present results across three stages of the bias pipeline (highlighted in Figure 1): (1) a WEAT co-occurrence analysis examining bias directly in

³The WEAT words not found in Kurpicz-Briki (2020)’s study were translated from the English WEAT through DeepL and corrected by two native German speakers.

Bias	#	Targets	Attributes
Conceptual	1	Flowers vs. Insects	Pleasant vs. Unpleasant
	2	Instruments vs. Weapons	Pleasant vs. Unpleasant
	9	Mental vs. Physical Disease	Temporary vs. Permanent
Racial	3	Native vs. Foreign Names	Pleasant vs. Unpleasant
	4	Native vs. Foreign Names (v2)	Pleasant vs. Unpleasant
	5	Native vs. Foreign Names (v2)	Pleasant vs. Unpleasant (v2)
Gender	6	Male vs. Female Names	Career vs. Family
	7	Math vs. Arts	Male vs. Female Terms
	8	Science vs. Arts	Male vs. Female Terms

Table 1: Overview of our proposed measured bias categories (conceptual, race, and gender) for the WEAT analysis. WEAT compares the association between two different target word lists (i.e. Math vs. Arts) to attribute word lists (i.e. Male vs. Female terms). # indicates the original WEAT test number (Caliskan et al., 2017).

the peer-review corpora, (2) an embedding space analysis using a GloVe architecture trained on the peer-review data, (3) an analysis of the three most popular German language models, before and after fine-tuning on the peer-review corpora.

4.1 Bias in the Peer-Review Corpus

In the first experiment, we conduct a WEAT co-occurrence analysis as proposed by Spliethöver and Wachsmuth (2020); Caliskan et al. (2017). Our aim is to measure the bias present in the raw corpus without the confounding factors of model architecture and pre-existing bias in embeddings. Therefore, this test identifies specific occasions in the text where target words are present in close proximity to attribute words. The neighborhood of proximity can be defined as within the same sentence or within the same review, but the likelihood of a review mentioning different topics over several sentences is significant and we do not want to conflate circumstantial correlation with bias. Therefore, we only examine co-occurrence by sentence.

We do not find significant results across any of the nine WEAT tests, with only six co-occurrences identified in total across 9,165 peer-reviews⁴.

In line with existing research, we found that the peer backward assessment ratings have a large skew towards positive ratings, with over 50% of the data residing in points 6 and 7 across all feedback questions asked. Student judgements about helpfulness may be dependent on the review sentiment (Patchan et al., 2018). Due to this positive skew, we select

Subsets	High (≥ 6)	Low (< 6)
Constructive Suggestions	5656	3509
Critical Aspects	5514	3651
Helpfulness	5886	3279
Quality	5391	3774

Table 2: Distribution of 9165 student peer-reviews in each reviewer rating subset. The scores have been rated by the receiver of the review. High and Low ratings correspond to scores on the Likert 7-point scale.

ratings < 6 as a *low* rating denomination and ratings ≥ 6 as a *high* rating across 4 reviewer axes: helpfulness, critical aspects, constructive suggestions, and overall quality. Table 2 indicates the number of entries in each subset.

We conducted a WEAT co-occurrence analysis across different review rating criteria (quality, critical aspects, helpfulness, constructive) and WEAT target-attribute pairings, as inspired by Spliethöver and Wachsmuth (2020). Examining the overall corpus, none of the subsets are able to identify significant bias. However, tests with ratings of high quality do find minimal instances of bias in test nine (mental vs. physical disease) while the other rating criteria find test nine co-occurrences in their low rating groups (critical aspects, constructive suggestions, helpfulness). Due to the very few co-occurrences present (two instances found in 9,165 reviews, each containing around ten sentences), this difference could be attributed to noise.

In summary, from a preliminary examination of the raw text corpora through the lens of the WEAT co-occurrence tests, we are not able to uncover any significant bias.

⁴For the interested reader, the results on all WEAT analyses can be found in the Appendix. Moreover, the peer-review corpus and the code for the conducted tests can be found in our Github repo: <https://github.com/epfl-ml4ed/bias-at-a-second-glance>.

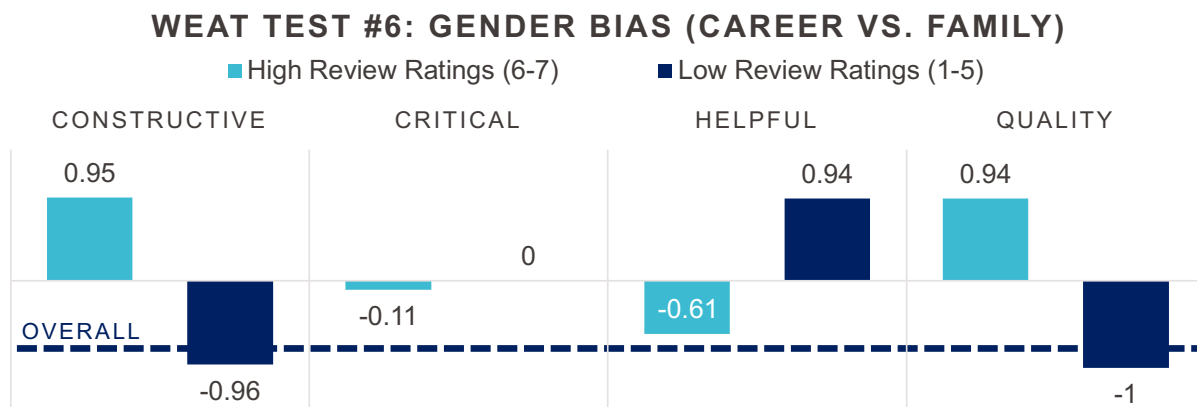


Figure 2: Overview on significant gender bias for WEAT Test 6 in GloVe models between the different review rating subsets. We examine the total effect size as well as each of the subsets (high and low scores for constructive suggestions, critical aspects, helpfulness, and quality). Effect size is normalized between -1.0 to +1.0.

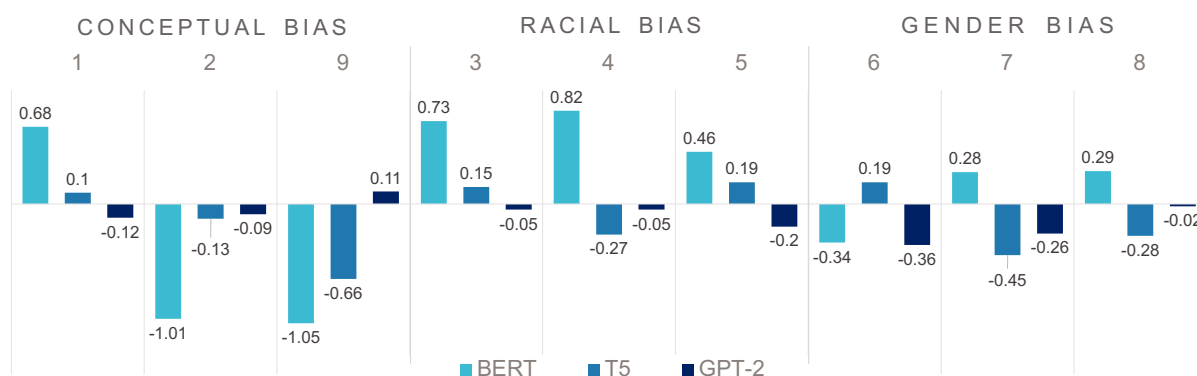


Figure 3: The differences in effect size caused by fine-tuning in comparison with pre-trained model results across all nine WEAT tests on three models (BERT, T5, GPT-2). Effect size is normalized between -1.0 to +1.0.

4.2 Bias in Embeddings

In a second experiment, we implement a GloVe model trained on the raw text corpora. The data is pre-processed to remove punctuation, stop-words, and HTML tags. We train the GloVe model for 100 epochs, which consisted of about 20 minutes of training time on an 8-core Apple M1 CPU. WEAT Test 6 (Male vs. Female Names :: Career vs. Family) is the only test able to uncover bias. The other eight WEAT tests examined are out-of-vocabulary for the GloVe model. This highlights a distinct disadvantage in training models only on a distinct set of texts instead of leveraging larger language models and adapting them for a certain task.

Using the entire corpus, we identified a negative bias of -0.748, stating that *female names* are more related to *career* terms than *male names*. Effect sizes are normalized from +1.0 to -1.0, so a bias of 0.75 is very significant. Another equivalent statement is that *male names* are more related to *family* terms than *female names*.

In addition to the overall analysis, we examined subsets of the corpus based on peer backward assessment review ratings classified into high and low rating categories which are shown in Figure 4. Eight GloVe models are trained on each subset of the data (i.e. high quality, low helpful). We see that constructive suggestions and quality have the most difference in bias between the ratings with high scores and low scores. In the reviews considered highly constructive and high quality, *male names* are more associated with *career* than *female names*; in their corresponding minimally constructive and low quality counterparts, *female names* are more associated with *career*. This result is notable because it reveals the opposite bias found in these subsets as contrasted with the bias measured over a GloVe model trained on the whole corpus. High and low ratings across critical aspects do not uncover significant differences, but high helpful and low helpful ratings do identify the same bias as the initial GloVe model (*female names* are more

associated with *career* than *male names*).

Overall, only one test on the gender axis is able to uncover bias using traditional word embeddings (GloVe). Comparing bias in a GloVe model trained on the overall corpus and a GloVe model high quality review subsets find different conclusions, emphasizing the importance of granularity in bias analysis. This result is in line with the previous co-occurrence study.

4.3 Bias in German Language Models

In a third experiment, we examined three popular transformer-based German language models for bias: GermanBERT, German T5, and German GPT-2, extracted from the HuggingFace library (Wolf et al., 2019). Few works analyze bias in pre-trained German language models (Kraft, 2021; Ahn and Oh, 2021), usually referencing one model at a time instead of a comparative study. Therefore, we aim to address this gap in research. Further details on how these models were trained and the fine-tuning objectives can be found in Section 3.3.

Our analysis consists of three parts: (1) Conduct WEAT analysis to measure the underlying bias in the pre-trained German models, (2) fine-tune three models on our peer-review text corpora, and (3) measure the change in bias across the WEAT tests. The WEAT scores for pre-trained and fine-tuned models can be found in Appendix Tables 6 and 7.

We initially conduct the WEAT analysis on the pre-trained language models and find that GermanBERT and German GPT-2 are significantly biased across all three tests on the racial axis (averaging 1.25 and 1.75 in effect size respectively), finding *native names* generally more associated with *pleasant* terms than *foreign* names. German T5 and German GPT-2 are biased across the conceptual axis (averaging 0.38 and 0.51 in effect size respectively), with positive effect sizes for all three tests.

We then pre-process the input data and fine-tune the language models. Figure 3 identifies the differences in the WEAT effect sizes across the three axes of bias (nine WEAT tests) after fine-tuning. The gender axis has the least change in score across all three models, showing that fine-tuning on our data does not significantly impact the underlying gender bias in the pre-trained model. However, GermanBERT is highly affected by fine-tuning across the conceptual and racial axes across tests 1-5, and 9. Model T5 is significantly impacted in conceptual test 9 (mental vs. physical disease) and GPT-2 bias

results are only minutely impacted by fine-tuning.

We additionally fine-tune the language models with the eight subsets of the ratings, as per the same experiment in Figure 4. As we analyze these results, we find the bias does not vary significantly across model subsets. For a point of comparison, we examine WEAT 6 (gender bias across career and family attributes), found as the most significant test in the GloVe model WEAT analysis. We hypothesized that the language model that was least susceptible to fine-tuning (GPT-2) might show stronger variations across subsets, but our results indicate a very small change in bias of at maximum 0.03, with a baseline of 0.61 for the GPT-2 WEAT 6 effect size on the total corpus (Figure 4).

Moreover, we controlled for different subsets concerning the male or female authors in terms of bias along the NLP pipeline in the last three years of our corpus. Nevertheless, we did not find any significant results in 1) the co-occurrence analysis for gender-separate subsets, 2) for the GloVe embeddings, and 3) for the fine-tuning on BERT, T5 and GPT-2. The exact results for the fine-tuned models can be found in Tables 3 and 4.

	Overall (2017-2019)	Male Authors	Female Authors
GloVe WEAT 6	-0.91	0.39	0

Table 3: WEAT results for the GloVe embeddings across subsets of male and female authors. Only WEAT 6 is found significant.

Despite the previous two experiments not finding pervasive bias in the corpora, pre-trained German language models are inherently significantly biased, and fine-tuning using language models uncovers different, significant bias. BERT is the most susceptible to changes in bias of the three architectures.

5 Discussion and Conclusions

We collected and analyzed a novel corpus of 9,165 German peer-reviews, including the students' gender and peer-reviewed helpfulness ratings, to perform a granular bias analysis along the NLP pipeline. Our aim was to shed light on the popular pedagogical scenario of peer-reviewing, where NLP and ML are extensively used for improving adaptivity. Our results did not show any significant bias across any of the nine WEAT tests for our corpora or the collected ratings. For the German GloVe embeddings, we only found a significant

WEAT TEST #6: GENDER BIAS (CAREER VS. FAMILY)

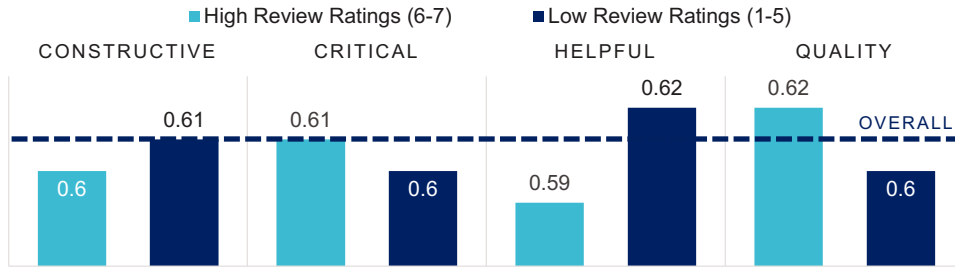


Figure 4: Overview on gender bias (WEAT 6) in **fine-tuned GPT-2** between the different review rating subsets. Effect size is normalized between -1.0 to +1.0.

Model	Author	Conceptual			Racial			Gender		
		1	2	9	3	4	5	6	7	8
German BERT	male	-0.11	0.58	0.17	0.47	0.47	0.66	0.62	0.41	-0.23
	female	-0.11	0.58	0.18	0.47	0.47	0.67	0.62	0.41	-0.23
German T5	male	0.36	0.08	0.22	0.53	0.31	-0.33	-0.46	0.49	0.03
	female	0.35	0.09	0.21	0.53	0.31	-0.35	-0.46	0.51	0.02
German GPT-2	male	0.07	0.11	0.59	0.62	0.62	0.63	0.61	0.01	-0.29
	female	0.07	0.11	0.59	0.62	0.62	0.64	0.61	0.01	-0.29

Table 4: WEAT analysis from subsets of male authors and female authors used to fine-tune three German language models. Most values remain the same across both subsets at two degrees of precision.

gender bias for test 6 involving male and female names associated with career and family. Importantly, in common pre-trained German Language models (BERT, T5, GPT-2), we found substantial conceptual, racial, and gender bias. We saw that after fine-tuning on our corpora, the language models uncovered other significant bias that were not present before fine-tuning. BERT was most susceptible to bias changes. Hence, we contribute a perspective in how to reveal and investigate bias in educational corpora for educational downstream tasks, as well as initial actionable considerations for educational data scientists intending to use our corpus.

Our results add insights to the literature about gender bias in educational data modelling (e.g., Anderson et al. (2019)), in embedding spaces (e.g., Bolukbasi et al. (2016)), and in language modelling (e.g., Lu et al. (2018)). In our research, we built on the findings from these different perspectives along the NLP pipeline and conducted a fine-granular analysis for German peer-reviews by analyzing the texts, the qualitative review scores, demographics (i.e., gender), embeddings, and the most common pre-trained language models before and after fine-tuning.

Our results suggest three main directions. First, bias can emerge and change along the NLP-

pipeline. Detecting a certain bias in the corpora or in pre-trained language models does not necessitate a connection to bias in fine-tuned models for downstream tasks. Thus, it is necessary to have more in-depth analyses of bias not only along the entire NLP pipeline but also for subsets of data that are significant. Second, it is important to examine the bias in pre-trained models before using them. And third, more investigations on multilingual data bias are necessary. Therefore, we contribute to literature on bias of educational language data by providing a fine-grained analysis of one particular but increasingly used pedagogical scenario (peer-reviews). We contribute our collected corpus of peer-reviews in German for further analysis and hope to provide researchers and practitioners with a detailed analysis and discussion of bias in NLP for education. Finally, we aim to contribute to the UN sustainability goal four for a high quality education and fair (digital) education for all.

5.1 Ethical Considerations

We note that this research was conducted by a mixed team of authors with Western European, Indian, North-American, female and male backgrounds.

References

- Jaimeen Ahn and Alice Oh. 2021. Mitigating language-dependent ethnic bias in bert. *arXiv preprint arXiv:2109.05704*.
- Henry Anderson, Afshan Boodhwani, and R. Baker. 2019. Assessing the fairness of graduation predictions. In *The 12th International Conference on Educational Data Mining*.
- Emma Rachel Andersson, Carolina E. Hagberg, and Sara Hägg. 2021. Gender bias impacts top-merited candidates. *Frontiers in Research Metrics and Analytics*, 6.
- Ryan S Baker and Aaron Hawn. 2021. Algorithmic bias in education. *International Journal of Artificial Intelligence in Education*, pages 1–41.
- Konstantin Bauman, Roman Rietsche, and Matthias Söllner. 2020. *Supporting Students in the Peer-Review Process by Recommending Features of Written Feedback that Should be Improved*. Statistical Challenges in Electronic Commerce Research (SCECR), Virtual Conference.
- Su Lin Blodgett, Solon Barocas, Hal Daumé III, and Hanna Wallach. 2020. Language (Technology) is Power: A Critical Survey of “Bias” in NLP. pages 5454–5476. Association for Computational Linguistics (ACL).
- Tolga Bolukbasi, Kai-Wei Chang, James Y Zou, Venkatesh Saligrama, and Adam T Kalai. 2016. Man is to computer programmer as woman is to homemaker? debiasing word embeddings. *Advances in neural information processing systems*, 29.
- Aylin Caliskan, Joanna J Bryson, and Arvind Narayanan. 2017. Semantics derived automatically from language corpora contain human-like biases. *Science*, 356(6334):183–186.
- Branden Chan, Stefan Schweter, and Timo Möller. 2020. German’s next language model. *arXiv preprint arXiv:2010.10906*.
- Hao-Fei Cheng, Logan Stapleton, Anna Kawakami, Venkatesh Sivaraman, Yanghui Cheng, Diana Qing, Adam Perer, Kenneth Holstein, Zhiwei Steven Wu, and Haiyi Zhu. 2022. How child welfare workers reduce racial disparities in algorithmic decisions. In *CHI Conference on Human Factors in Computing Systems*, pages 1–22.
- Kit S. Double, Joshua A. McGrane, and Therese N. Hopfenbeck. 2020. The Impact of Peer Assessment on Academic Performance: A Meta-analysis of Control Group Studies. *Educational Psychology Review*, 32(2):481–509.
- Anthony G Greenwald, Debbie E McGhee, and Jordan LK Schwartz. 1998. Measuring individual differences in implicit cognition: the implicit association test. *Journal of personality and social psychology*, 74(6):1464.
- Richard Higgins, Peter Hartley, and Alan Skelton. 2001. Getting the message across: the problem of communicating assessment feedback. *Teaching in Higher Education*, 6(2):269–274.
- Dirk Hovy and Shrimai Prabhumoye. 2021. Five sources of bias in natural language processing. *Language and Linguistics Compass*, 15(8):e12432.
- Ben Hutchinson and Margaret Mitchell. 2019. 50 years of test (un)fairness: Lessons for machine learning. In *Proceedings of the Conference on Fairness, Accountability, and Transparency, FAT* ’19*, page 49–58, New York, NY, USA. Association for Computing Machinery.
- Anisia Katinskaia and Roman Yangarber. 2021. Assessing grammatical correctness in language learning. In *Proceedings of the 16th Workshop on Innovative Use of NLP for Building Educational Applications*, pages 135–146, Online. Association for Computational Linguistics.
- Elma Kerz, Daniel Wiechmann, Yu Qiao, Emma Tseng, and Marcus Ströbel. 2021. Automated classification of written proficiency levels on the CEFR-scale through complexity contours and RNNs. In *Proceedings of the 16th Workshop on Innovative Use of NLP for Building Educational Applications*, pages 199–209, Online. Association for Computational Linguistics.
- Svetlana Kiritchenko and Saif Mohammad. 2018. Examining gender and race bias in two hundred sentiment analysis systems. In *Proceedings of the Seventh Joint Conference on Lexical and Computational Semantics*, pages 43–53, New Orleans, Louisiana. Association for Computational Linguistics.
- Angelie Kraft. 2021. Triggering models: Measuring and mitigating bias in german language generation.
- Mascha Kurpicz-Briki. 2020. Cultural differences in bias? origin and gender bias in pre-trained german and french word embeddings.
- Anne Lauscher, Goran Glavaš, and Kai Eckert. 2018. ArguminSci: A tool for analyzing argumentation and rhetorical aspects in scientific writing. In *Proceedings of the 5th Workshop on Argument Mining*, pages 22–28, Brussels, Belgium. Association for Computational Linguistics.
- Anne Lauscher, Goran Glavaš, and Simone Paolo Ponzetto. 2019. An Argument-Annotated Corpus of Scientific Publications. pages 40–46.
- Hansol Lee and René F Kizilcec. 2020. Evaluation of fairness trade-offs in predicting student success. *arXiv preprint arXiv:2007.00088*.
- Lan Li, Xiongyi Liu, and Allen L. Steckelberg. 2010. Assessor or assessee: How student learning improves by giving and receiving peer feedback. *British Journal of Educational Technology*, 41(3):525–536.

- Anastassia Loukina, Nitin Madnani, and Klaus Zechner. 2019. [The many dimensions of algorithmic fairness in educational applications](#). In *Proceedings of the Fourteenth Workshop on Innovative Use of NLP for Building Educational Applications*, pages 1–10, Florence, Italy. Association for Computational Linguistics.
- Kaiji Lu, Piotr Mardziel, Fangjing Wu, Preetam Amancharla, and Anupam Datta. 2018. Gender bias in neural natural language processing. In *Logic, Language, and Security*.
- A. J. Meadows. 1998. *Communicating Research*. Academic Press, San Diego, CA.
- Kamila Misiejuk and Barbara Wasson. 2021. [Backward evaluation in peer assessment: A scoping review](#). *Computers & Education*, page 104319.
- David Nicol. 2014. Guiding principles for peer review: unlocking learners’ evaluative skills. *Advances and Innovations in University Assessment and Feedback*, pages 197–224.
- Robert Östling, André Smolentzov, Björn Tyrefors Hinnerich, and Erik Höglin. 2013. [Automated Essay Scoring for Swedish](#). *Proceedings of the Eighth Workshop on Innovative Use of NLP for Building Educational Applications*, pages 42–47.
- Melissa M. Patchan, Christian D. Schunn, and Russell J. Clark. 2018. [Accountability in peer assessment: examining the effects of reviewing grades on peer ratings and peer feedback](#). *Studies in Higher Education*, 43(12):2263–2278.
- Melissa M. Patchan, Christian D. Schunn, and Richard J. Correnti. 2016. [The nature of feedback: How peer feedback features affect students’ implementation rate and quality of revisions](#). *Journal of Educational Psychology*, 108(8):1098–1120.
- Jeffrey Pennington, Richard Socher, and Christopher D Manning. 2014. Glove: Global vectors for word representation. In *Proceedings of the 2014 conference on empirical methods in natural language processing (EMNLP)*, pages 1532–1543.
- Jan Wira Gotama Putra, Simone Teufel, and Takenobu Tokunaga. 2021. [Parsing argumentative structure in English-as-foreign-language essays](#). In *Proceedings of the 16th Workshop on Innovative Use of NLP for Building Educational Applications*, pages 97–109, Online. Association for Computational Linguistics.
- Alec Radford, Jeffrey Wu, Rewon Child, David Luan, Dario Amodei, Ilya Sutskever, et al. 2019. Language models are unsupervised multitask learners. *OpenAI blog*, 1(8):9.
- Lakshmi Ramachandran, Edward F. Gehringer, and Ravi K. Yadav. 2017. [Automated Assessment of the Quality of Peer Reviews using Natural Language Processing Techniques](#). *International Journal of Artificial Intelligence in Education*, 27(3):534–581.
- Carolyn Rosé, Yi Chia Wang, Yue Cui, Jaime Arguello, Karsten Stegmann, Armin Weinberger, and Frank Fischer. 2008. [Analyzing collaborative learning processes automatically: Exploiting the advances of computational linguistics in computer-supported collaborative learning](#). *International Journal of Computer-Supported Collaborative Learning*, 3(3):237–271.
- Sherry Ruan, Liwei Jiang, Justin Xu, Bryce Joe-Kun Tham, Zhengneng Qiu, Yeshuang Zhu, Elizabeth L. Murnane, Emma Brunskill, and James A. Landay. 2019. [QuizBot: A Dialogue-based Adaptive Learning System System for Factual Knowledge](#). pages 1–13.
- Rachel Rudinger, Chandler May, and Benjamin Van Durme. 2017. [Social bias in elicited natural language inferences](#). In *Proceedings of the First ACL Workshop on Ethics in Natural Language Processing*, pages 74–79, Valencia, Spain. Association for Computational Linguistics.
- Patrick Schramowski, Cigdem Turan, Nico Andersen, Constantin A. Rothkopf, and Kristian Kersting. [Large Pre-trained Language Models Contain Human-like Biases of What is Right and Wrong to Do](#).
- Yi Song, Michael Heilman, Beata Beigman Klebanov, and Paul Deane. 2014. Applying argumentation schemes for essay scoring. In *Proceedings of the First Workshop on Argumentation Mining*, pages 69–78.
- Maximilian Spliethöver and Henning Wachsmuth. 2020. [Argument from old man’s view: Assessing social bias in argumentation](#). In *Proceedings of the 7th Workshop on Argument Mining*, pages 76–87, Online. Association for Computational Linguistics.
- Gabriel Stanovsky, Noah A. Smith, and Luke Zettlemoyer. 2019. [Evaluating gender bias in machine translation](#). In *Proceedings of the 57th Annual Meeting of the Association for Computational Linguistics*, pages 1679–1684, Florence, Italy. Association for Computational Linguistics.
- Xinyu Sun, Maoxin Han, and Juan Feng. 2019. [Helpfulness of online reviews: Examining review informativeness and classification thresholds by search products and experience products](#). *Decision Support Systems*, 124:113099.
- Thiemo Wambsganss, Christina Niklaus, Matthias Cetto, Matthias Söllner, Jan Marco Leimeister, and Siegfried Handschuh. 2020a. [AL: An Adaptive Learning Support System for Argumentation Skills](#). In *Proceedings of the 2020 CHI Conference on Human Factors in Computing Systems*, pages 1–14, New York, NY, USA. Association for Computing Machinery.
- Thiemo Wambsganss, Christina Niklaus, Matthias Söllner, Siegfried Handschuh, and Jan Marco Leimeister.

- 2020b. [A Corpus for Argumentative Writing Support in German](#). In *28th International Conference on Computational Linguistics (Coling)*, pages 1–14, Barcelona, Spain.
- Thiemo Wambsganss, Christina Niklaus, Matthias Söllner, Siegfried Handschuh, and Jan Marco Leimeister. 2021. [Supporting Cognitive and Emotional Empathic Writing of Students](#). In *59th Annual Meeting of the Association for Computational Linguistics and the 11th International Joint Conference on Natural Language Processing*, pages 4063–4077.
- Thiemo Wambsganß, Matthias Söllner, Ken Koedinger, and Jan Marco Leimeister. 2022. [ELEA: An Adaptive Learning Support System for Empathy Skills](#). In *Under review at ACM CHI Conference on Human Factors in Computing Systems*, pages 1–18.
- Florian Weber, Thiemo Wambsganss, Dominic Rüttimeann, and Matthias Söllner. 2021. [Pedagogical Agents for Interactive Learning: A Taxonomy of Conversational Agents in Education](#). In *Forty-Second International Conference on Information Systems*, pages 1–17, Austin, Texas, USA.
- Max White and Alla Rozovskaya. 2020. [A comparative study of synthetic data generation methods for grammatical error correction](#). In *Proceedings of the Fifteenth Workshop on Innovative Use of NLP for Building Educational Applications*, pages 198–208, Seattle, WA, USA → Online. Association for Computational Linguistics.
- Thomas Wolf, Lysandre Debut, Victor Sanh, Julien Chaumond, Clement Delangue, Anthony Moi, Pierric Cistac, Tim Rault, Rémi Louf, Morgan Funtowicz, et al. 2019. [Huggingface’s transformers: State-of-the-art natural language processing](#). *arXiv preprint arXiv:1910.03771*.
- Chien-Sheng Wu, Steven C.H. Hoi, Richard Socher, and Caiming Xiong. 2020. [TOD-BERT: Pre-trained Natural Language Understanding for Task-Oriented Dialogue](#). In *Proceedings of the 2020 Conference on Empirical Methods in Natural Language Processing (EMNLP)*, pages 917–929, Stroudsburg, PA, USA. Association for Computational Linguistics.
- Yong Wu and Christian D. Schunn. 2021. [The Effects of Providing and Receiving Peer Feedback on Writing Performance and Learning of Secondary School Students](#). *American Educational Research Journal*, 58(3):492–526.
- Yunkai Xiao, Gabriel Zingle, Qinjin Jia, Shoaib Akbar, Yang Song, Muyao Dong, Li Qi, and Edward Gehringer. 2020. [Problem Detection in Peer Assessments between Subjects by Effective Transfer Learning and Active Learning](#). In *International Conference on Educational Data Mining (EDM)*.
- Wei Xu, Marvin J. Dainoff, Liezhong Ge, and Zaifeng Gao. 2021. [From Human-Computer Interaction to Human-AI Interaction: New Challenges and Opportunities for Enabling Human-Centered AI](#). pages 1–73.
- Linting Xue, Noah Constant, Adam Roberts, Mihir Kale, Rami Al-Rfou, Aditya Siddhant, Aditya Barua, and Colin Raffel. 2020. [mt5: A massively multilingual pre-trained text-to-text transformer](#). *arXiv preprint arXiv:2010.11934*.
- Helen Yannakoudakis, Ted Briscoe, and Ben Medlock. 2011. [A new dataset and method for automatically grading ESOL texts](#). *ACL-HLT 2011 - Proceedings of the 49th Annual Meeting of the Association for Computational Linguistics: Human Language Technologies*, 1:180–189.
- John Michael Ziman. 1974. *Public knowledge: An essay concerning the social dimension of science*. Cambridge University Press, Cambridge, UK.
- Gabriel Zingle, Balaji Radhakrishnan, Yunkai Xiao, Edward Gehringer, Zhongcan Xiao, Ferry Pramudianto, Gauraang Khurana, and Ayush Arnav. 2019. [Detecting Suggestions in Peer Assessments](#). *International Educational Data Mining Society*.

A Appendix

	#	+/-	Conceptual			Racial			Gender		
			1	2	9	3	4	5	6	7	8
Overall	9165	+/-			1	1	1	1		2	
Quality	5391	+				1	1			1	
		-			1			1		1	
Critical	5514	+			1	1	1			1	
		-						1		1	
Helpful	5886	+			1	1	1			1	
		-						1		1	
Constructive	5656	+			1	1	1			1	
		-						1		1	

Table 5: WEAT co-occurrence analysis across different review rating criteria (quality, critical aspects, helpfulness, constructive) and tests (1-9). This table represents the counts of co-occurrence examples present in the high ratings (+) and low ratings (-) for each criteria.

Bias	#	Targets	Attributes	German BERT	German T5	German GPT-2
Conceptual	1	Flowers vs. Insects	Pleasant vs. Unpleasant	-0.22	0.61	0.25
	2	Instruments vs. Weapons	Pleasant vs. Unpleasant	0.58	0.11	0.15
	9	Mental vs. Physical Disease	Temporary vs. Permanent	0.16	0.5	0.54
Racial	3	Native vs. Foreign Names	Pleasant vs. Unpleasant	0.48	0.44	0.64
	4	Native vs. Foreign Names (v2)	Pleasant vs. Unpleasant	0.48	0.44	0.64
	5	Native vs. Foreign Names (v2)	Pleasant vs. Unpleasant (v2)	0.67	-0.38	0.74
Gender	6	Male vs. Female Names	Career vs. Family	0.61	-0.56	0.79
	7	Math vs. Arts	Male vs. Female Terms	0.4	0.73	0.14
	8	Science vs. Arts	Male vs. Female Terms	-0.24	0.22	-0.28

Table 6: WEAT Test effect sizes for **pretrained** German BERT, T5, and GPT-2. Positive scores indicate that Target 1 (i.e. Mental Disease) is more associated with Attribute 1 (i.e. Temporary) than Target 2 (i.e. Physical Disease). An equivalent statement is that Target 2 (i.e. Physical Disease) is more associated with Attribute 2 (i.e. Permanent) than Target 1 (i.e. Mental Disease). Scores scale between +1.0 and -1.0.

Bias	#	Targets	Attributes	German BERT	German T5	German GPT-2
Conceptual	1	Flowers vs. Insects	Pleasant vs. Unpleasant	0.23	0.36	0.07
	2	Instruments vs. Weapons	Pleasant vs. Unpleasant	0.07	0.05	0.11
	9	Mental vs. Physical Disease	Temporary vs. Permanent	-0.37	0.17	0.6
Racial	3	Native vs. Foreign Names	Pleasant vs. Unpleasant	0.85	0.52	0.62
	4	Native vs. Foreign Names (v2)	Pleasant vs. Unpleasant	0.89	0.31	0.62
	5	Native vs. Foreign Names (v2)	Pleasant vs. Unpleasant (v2)	0.9	-0.29	0.64
Gender	6	Male vs. Female Names	Career vs. Family	0.44	-0.46	0.61
	7	Math vs. Arts	Male vs. Female Terms	0.54	0.51	0.01
	8	Science vs. Arts	Male vs. Female Terms	-0.1	0.08	-0.29

Table 7: WEAT Test effect sizes for **finetuned** German BERT, T5, and GPT-2, in comparison with pretrained results in Table 6. Positive scores indicate that Target 1 (i.e. Mental Disease) is more associated with Attribute 1 (i.e. Temporary) than Target 2 (i.e. Physical Disease). Green text indicates a positive effect size change due to finetuning, red text indicates a negative change.