

# ON 4-DIMENSIONAL SMOOTH POINCARÉ CONJECTURE

SELMAN AKBULUT

ABSTRACT. A proof of 4-dimensional smooth Poincaré Conjecture.

## 0. INTRODUCTION

It is known that homotopy equivalent simply connected closed smooth 4-manifolds differ from each other by corks. In particular when  $\Sigma^4$  is a smooth homotopy 4-sphere (closed smooth 4-manifold homotopy equivalent to  $S^4$ ), we can decompose  $S^4 = N \smile_{id} W$  and  $\Sigma = N \smile_f W$ , where  $W$  is a smooth contractible manifold, and  $f : \partial W \rightarrow \partial W$  is an involution. Here  $(W, f)$  is called a *loose cork*. We can choose both pieces of this decomposition to be Stein manifolds ([AM]), which implies that they are handlebodies consisting of 1- and 2-handles. In this case we call  $(W, f)$  a cork (cf. [A3], [Ma], [CFHS]). Here we will show:

**Theorem 1.** *Any smooth homotopy sphere  $\Sigma^4$  is diffeomorphic to  $S^4$ .*

*Proof.* We know that every such  $\Sigma^4$  is smoothly  $h$ -cobordant to  $S^4$ , through a cobordism  $Z^5$  consisting of only 2- and 3-handles. Let  $Z^5$  be such an  $h$ -cobordism from  $S^4$  to  $\Sigma^4$ , obtained by attaching 2- handles  $\{h_j^2\}$  to  $S^4$ , then attaching 3-handles top of them. The 3-handles upside down are dual to 2-handles  $\{k_j^2\}$ , attached to  $\Sigma^4$ . This decomposes  $Z^5$  into union of two pieces, meeting in the middle 4-manifold  $X^4$ .

$$Z^5 = [S^4 \cup h_j^2] \smile_X [\Sigma^4 \cup k_j^2]$$

Since  $S^4$  is simply connected,  $X^4$  is diffeomorphic to  $\#_n S^2 \times S^2$ . By looking  $Z^5$  from the other end (since  $\Sigma^4$  is 1-connected) we see that  $X$  is diffeomorphic to  $(\#_n S^2 \times S^2) \# \Sigma$ . Hence  $X^4$  contains two families of disjointly imbedded 2-spheres  $\mathcal{A} = \{\sqcup A_i\}_{i=1}^n$  and  $\mathcal{B} = \{\sqcup B_j\}_{j=1}^n$ , which are the belt spheres of 2-handles  $\{h_j^2\}$  and  $\{k_j^2\}$ , respectively. Since  $Z^5$  is homotopy product, they are imbedded with trivial normal bundles, and we can arrange algebraic intersection numbers to be  $A_i \cdot B_j = \delta_{ij}$ .

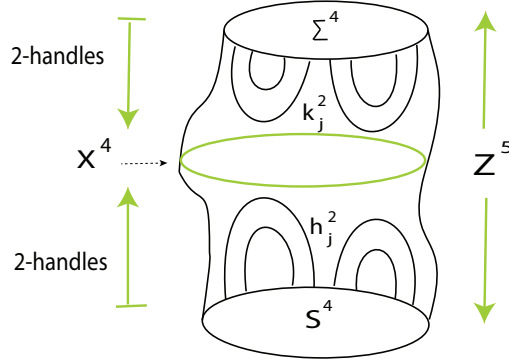


FIGURE 1. h-cobordism

Let us denote the union of the tubular neighborhoods these spheres in  $X$  by  $\mathbb{V} \subset X$ . Clearly surgering  $X$  along the  $\mathcal{A}$ -spheres gives  $S^4$ , and surgering  $X$  along the  $\mathcal{B}$ -spheres gives  $\Sigma^4$  (because these surgeries undo the affect of the 2-handles). Now denote the manifold obtained from  $\mathbb{V}$  by surgering  $\mathcal{A}$ -spheres by  $\mathbb{V}(\mathcal{A})$ ; and denote the manifold obtained from  $\mathbb{V}$  by surgering  $\mathcal{B}$ -spheres by  $\mathbb{V}(\mathcal{B})$ . Clearly we have the inclusions  $\mathbb{V}(\mathcal{A}) \subset S^4$  and  $\mathbb{V}(\mathcal{B}) \subset \Sigma^4$ . Note that  $\partial\mathbb{V}(\mathcal{A}) = \partial\mathbb{V}(\mathcal{B})$ , and we have a diffeomorphism  $X - \mathbb{V}(\mathcal{A}) \approx X - \mathbb{V}(\mathcal{B})$ . We call  $\mathbb{V}(\mathcal{A})$  a *protocork*, and call the following operation “protocork twisting”  $S^4$  of along  $\mathbb{V}(\mathcal{A})$ .

$$f : S^4 \rightsquigarrow (S^4 - V(\mathcal{A})) \smile V(\mathcal{B}) = \Sigma^4$$

This corresponds to zero-dot exchange operation of *corks*. A *cork* with this involution “operation” on its boundary first appeared in [A3], then generalized in [M]. Protocorks are simpler objects than corks, which are basic building blocks of corks. Recently they were used by Ladu as tools in geometric analysis [L] as an easier alternative to corks.

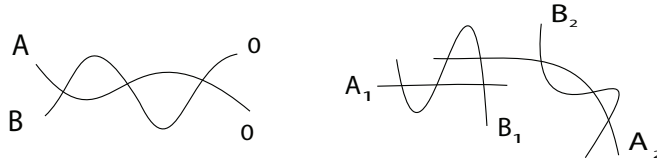


FIGURE 2. protocorks

For convenience, when  $n = 1$  we index the protocork with its geometric intersection number  $A \circ B$ . For example, denote the left picture of Figure 2 by  $\mathbb{P}_3$ . The right picture is a protocork with  $n = 2$ . Handlebody of the protocork  $\mathbb{P}_n$  is as in Figure 3 (with many fingers). In general a protocork  $\mathbb{P} := \mathbb{V}(\mathcal{A})$  is a union of  $\mathbb{P}_n$ 's where you are allowed to link the dotted circles with the 0-framed circles algebraically zero times. Protocork twisting map  $f : \partial\mathbb{P} \rightarrow \partial\mathbb{P}$  is just the “zero-dot exchanging map” between  $\mathcal{A}$  and  $\mathcal{B}$  spheres, swapping 1- and 2-handles of  $\mathcal{A}$  and  $\mathcal{B}$  (swapping the dual circles of 1- and 2-handles of  $\mathcal{A}$  and  $\mathcal{B}$ ).

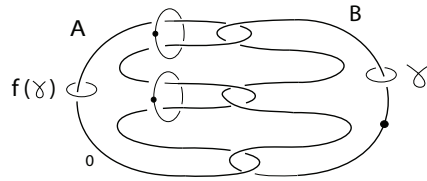


FIGURE 3. Handlebody of  $\mathbb{P}_n$  when  $n = 3$

**Remark 1.** Notice that in this construction used the simply connectedness of both boundary components of  $Z^5$ , which implies that the attaching circles of the 2-handles of  $Z$  from both ends are trivial collection of circles (any collection of circles in a simply connected 4-manifold is isotopic to the trivial collection in a chart). If we allow  $\Sigma$  to be non-simply connected homology sphere, we have to allow one side, for example  $B$  circles of Figure 3 to be slice knots not just an unknot. With this, the above construction goes through for homology product cordisms from  $S^4$  to a non-simply connected homology spheres  $\Sigma$ .

Hence to prove 4-dim smooth Poincaré conjecture we need to show that any protocork twisting operation performed to a protocork  $\mathbb{P}$  sitting inside of  $S^4$  gives us back  $S^4$ . This problem is similar to the problem we faced in the 0-shake slice problem in [AY], where we had an object (called  $L_n^0$ ) sitting in  $S^4$  with involution on its boundary, which we had to prove that the “cork twisting”  $S^4$  along this object gives us back  $S^4$ . To do this let us start with a protocork  $\mathbb{P} \subset S^4$ , and denote the protocork complement by  $C = S^4 - \mathbb{P}$ , and let  $f(\gamma_1), \dots, f(\gamma_n)$  be the linking circles of the 2-handles  $A_1, \dots, A_n$  of the protocork  $\mathbb{P}$ .

Clearly, carving  $\mathbb{P}$  along the meridians of its 2-handles will turn  $\mathbb{P}$  into disjoint union of thickened circles  $\#S^1 \times B^3 \hookrightarrow S^4$  (Figure 4), which is also depicted in the first picture of Figure 5 (n=1 in figure).

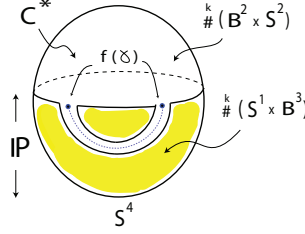


FIGURE 4.  $S^4 = C \cup \mathbb{P}$

Hence its complement  $C^* := C \setminus \{2\text{-handles along the curves } f(\gamma_i)\}$  must be a disjoint union of thickened 2-spheres  $\#B^2 \times S^2 \hookrightarrow S^4$ , which is the second picture of Figure 4, with 3-handles attached at top.

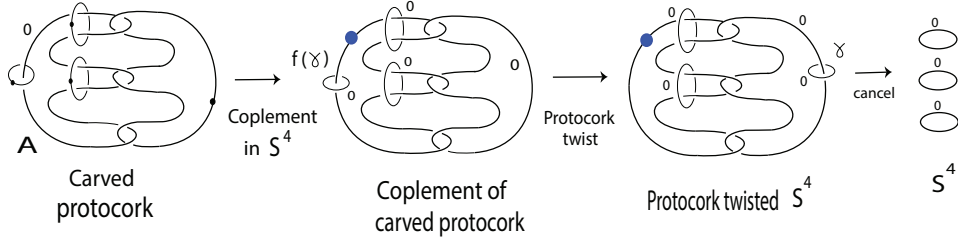


FIGURE 5. protocork twisting

Now we draw the handlebody of the complement in the second picture by converting the dotted circles to the 0-framed circles (i.e. replacing  $\#S^1 \times B^3$  with  $\#B^2 \times S^2$  process). It is fine up to this point, except that when it comes to drawing the complement of the 2-handle. Because we don't know how the 2 handle sits in  $S^4$ . It could sit standardly, in which case we simply replace that 0-framed 2-handle with its standard carving (dotted circle). But we don't know this! To signify this ambiguity we put a "thick dot" in the picture, which means "some unknown imbedded 2-disk" (bounding that circle) is removed from  $\#B^2 \times S^2$ . Up to this ambiguity, next we can finish the proof.

Recall, to perform protocork twist we need to glue upside down copy of  $\mathbb{P}$  to  $C$  by the map  $f : \partial C \rightarrow \partial C$ . For this we only have to know where the map  $f$  takes the attaching circles of the dual 2-handles. Of course the answer is:  $f$  moves the circles  $\{f(\gamma_i)\}$  to  $\{\gamma_i\}$ . So up to 3-handles,  $C \smile_f \mathbb{P}$  is  $C$  with 2-handles attached along the circles  $\{\gamma_i\}$ , which is the third picture of Figure 5. This is protocork twisting of  $S^4$ .

It is important to note that the protocork twisting took place on the boundary of  $C$  not on the boundary of  $C^*$ . If the slice 1-handle of Figure 5 (the thick dotted circle) was a regular 1-handle we could finish the proof, i.e. show  $S^4 = C \smile_f \mathbb{P}$  (up the 3-handles). This is because we can slide all the 2-handles over the 2-handles represented by  $\gamma_i$  and get the last picture. Reader can check that this argument remains valid even when we use more general protocks (e.g. Figure 2),

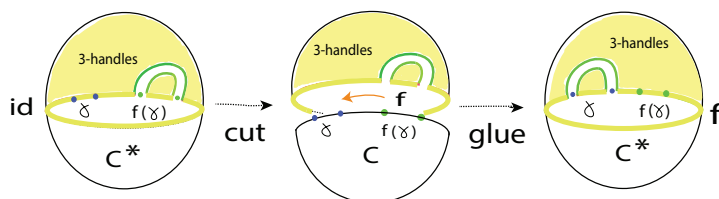
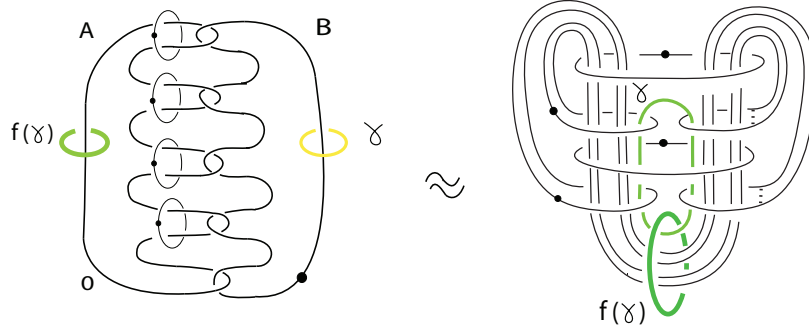
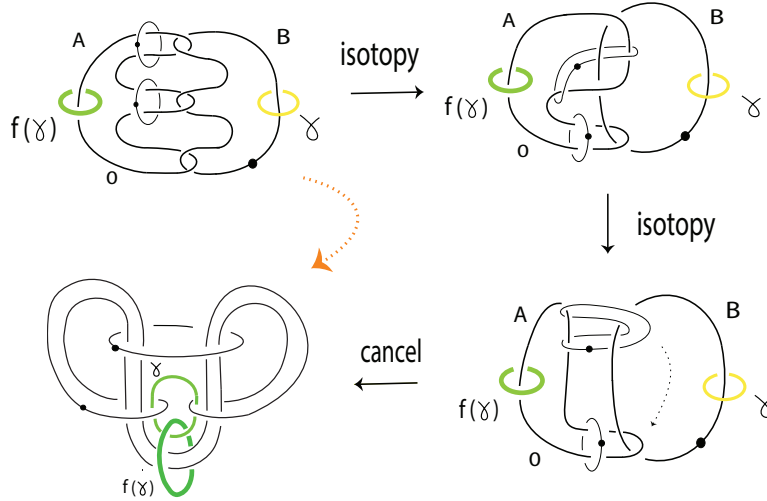


FIGURE 6. Protocork twisting  $S^4$  along  $\partial C$

Rather than trying to fix the ambiguity mentioned above (the thick dotted circle), in the next section we will resolve this problem by getting another description of the protocork without 2-handles (i.e. consisting of only carved 1-handles), and then reducing the proof to [AY].

### 1. ANOTHER VIEW OF PROTOCKS

Amazingly, the protocork  $\mathbb{P}_n$  discussed here in Figure 7 ( $n = 5$  in the picture) is just another description of the manifold called  $L_n^0$  in [AY].  $L_n^0$  was the object appeared in the study of “Shake-slice” problem (used as a generalized cork). We suggest reader to verify the identification in Figure 7 (Hint: Cancel the large dotted circle with the large 0-framed circle of the protocork, along the way slide dotted circles over each other if you have to).  $L_n^0$  is the right picture of Figure 7, which is the manifold obtained by carving  $B^4$  along the indicated slice disks. For reader’s benefit, in Figure 8 below, we give a proof for  $n = 3$  case.

FIGURE 7. The equivalence  $\mathbb{P}_n \approx L_n^0$ FIGURE 8. Describing  $\mathbb{P}_3 \approx L_3^0$ 

With this, we can identify the cork twisting  $S^4$  along the protocork  $\mathbb{P}_n$  with the cork twisting of  $S^4$  along  $L_n^0$ , which by [AY] is diffeomorphic to  $S^4$ . To apply this proof in [AY] to the protocorks other than  $\mathbb{P}_n$ , let us briefly review it: The loop  $f(\gamma)$  in the right picture is slice in  $L_n^0$ , and carving  $L_n^0$  along this slice disk (i.e. dotting  $f(\gamma)$  in the picture) turns  $L_n^0$  into a disjoint union of thickened circles  $\#S^1 \times B^3$ , therefore its complement in  $S^4$  have to be a disjoint union of thickened 2-spheres  $\#B^2 \times S^2$ , which we choose to draw as in the first picture of Figure 9. Figure 9 describes protocork twisting of  $S^4$  along  $L_n^0$ , as depicted in

Figure 6, with  $C = S^4 - L_n^0$  and  $C^* = C \smile h_{f(\gamma)}^2$ . That is  $C$  with 2-handle attached along  $f(\gamma)$ . This gives  $S^4$  back, basically because the two links of Figure 9, as links, are isotopic to each other in  $S^3$ . Hence attaching 2-handles to  $B^4$  along them (with 0-framing) gives diffeomorphic 4-manifolds (diffeomorphism  $F$  of on page 10 of [AY]).

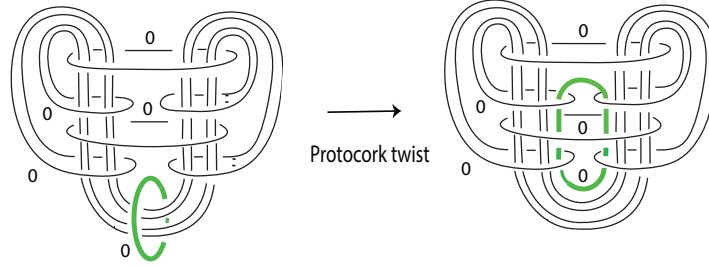
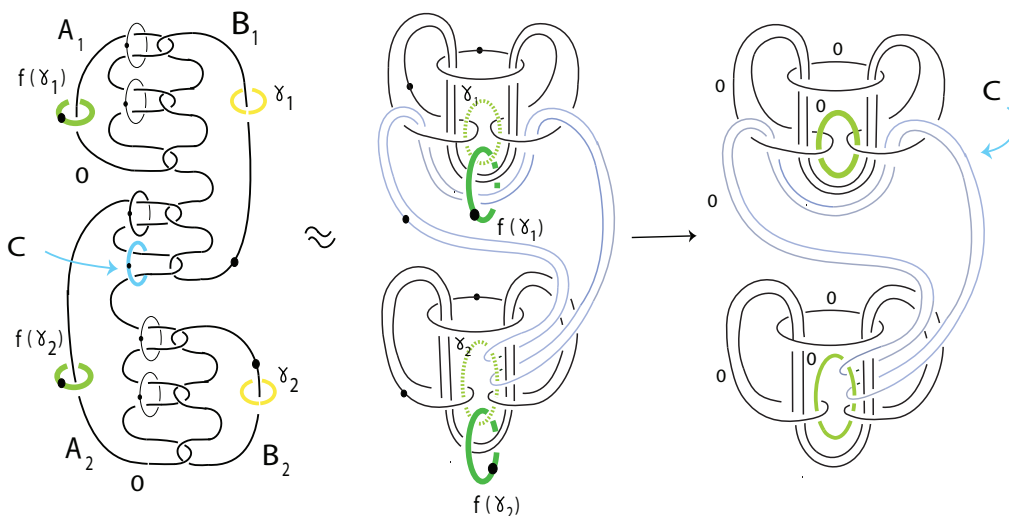
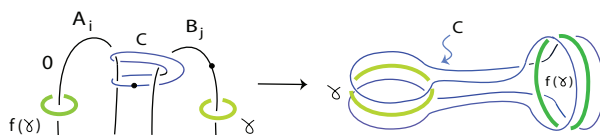


FIGURE 9. Performing protocork twist to get  $S^4$

What happens in case of protocorks other than  $\mathbb{P}_n$ ? For example, if we apply above process to the protocol described in the right picture of Figure 2, the steps of the above proof becomes the similar steps of Figure 10. Here figures always drawn up to 3-handles. For example, if an isolated dotted circle appears, in the first step we can erase it, because while complementing the picture, it will turn into a 0-framed unknot, which will be cancelled by a 3-handle at the end.

For the general case, we need to consider “excess cross intersections” between different protocorks, i.e. the case of  $\mathbb{A}$  spheres of one protocork intersecting the  $\mathbb{B}$  spheres of another (algebraically zero times). For example in Figure 10 the spheres  $A_2$  and  $B_1$  are intersecting algebraically zero times (see the middle part of the first picture of Figure 10). The dotted  $C$  circle there will evolve to the 0-framed circle as in Figure 11. Hence by sliding over the 0-framed  $\gamma$  circle, it will get free as 0-framed unknot, which will be cancelled by a 3-handle. This reduces to the case of disjoint union of  $\mathbb{P}_n$  protocorks, which we dealt before. Reader is suggested to see [AY] for more details.  $\square$

FIGURE 10. Protocork twist to get  $S^4$ FIGURE 11.  $C$  before and after the protocork twisting of  $S^4$ 

## REFERENCES

- [A1] S. Akbulut, *4-Manifolds*, OxfordUP (2016) ISBN-13: 9780198784869
- [A2] S. Akbulut, *On 2-dimensional homology classes of 4-manifolds*, Math. Proc. Camb. Phil. Soc. 82 (1977), 99-106.
- [A3] S. Akbulut, *A Fake compact contractible 4-manifold*, Journ. of Diff. Geom. 33, (1991), 335-356.
- [AM] S. Akbulut and R. Matveyev *Convex decomposition of 4-manifolds* IMRN International Math Research Notices, 1998, No.7 371-381.
- [AY] S. Akbulut and Eylem Zeliha Yildiz, *On shake slice knots*, <https://arxiv.org/pdf/2012.14144.pdf>
- [CFHS] C.L. Curtis, M.H. Freedman, W.C. Hsiang and R. Stong, *A decomposition theorem for h-cobordant smooth simply-connected compact 4-manifolds*, Invent. Math. 123(2) (1996) 343-348.
- [L] R. Ladu, *Protocorks and monopole Floer homology*, <https://arxiv.org/pdf/2205.13319.pdf>



- [M] R. Matveyev, *A decomposition of smooth simply-connected  $h$ -cobordant 4-manifolds*, *J. Differ. Geom.* 44(3) (1996) 571–582.
- [Ma] R. Matveyev, *A decomposition of smooth simply-connected  $h$ -cobordant 4-manifolds*, *J. Differ. Geom.* 44(3) (1996) 571–582.

GÖKOVA GEOMETRY TOPOLOGY INSTITUTE, MUĞLA, TURKIYE  
*Email address:* `akbulut.selman@gmail.com`