

ON 4-DIMENSIONAL SMOOTH POINCARÉ CONJECTURE

SELMAN AKBULUT

ABSTRACT. Remarks about how to prove 4-dimensional smooth Poincaré conjecture.

It is known that homotopy equivalent simply connected closed smooth 4-manifolds differ from each other by corks [A3], [Ma], [CFHS]. Let Σ^4 be a smooth homotopy 4-sphere (closed smooth 4-manifold homotopy equivalent to S^4). Cork decomposition theorem says that we can write $S^4 = N \smile_{id} W$ and $\Sigma = N \smile_f W$, where W is contractible, and $f : \partial W \rightarrow \partial W$ is an involution. Furthermore, we can choose both pieces of this decomposition to be Stein manifolds ([AM]), which implies that they are handlebodies consisting of only 1- and 2-handles.

Existence proofs of corks goes through the initial stage of analyzing a 5-dimensional h -cobordism from S^4 to Σ^4 , consisting of only 2- and 3-handles. This implies that the middle level of this cobordism has two families of disjointly imbedded 2-spheres (belt spheres of 2-handles, and attaching spheres of 3-handles) $\mathcal{A} = \{\sqcup A_i\}_{i=1}^n$ and $\mathcal{B} = \{\sqcup B_j\}_{j=1}^n$, imbedded with trivial normal bundles, and algebraic intersection numbers $A_i \cdot B_j = \delta_{ij}$. Denote the union of the tubular neighborhoods these spheres by \mathbb{S} . Then surgering the spheres of \mathcal{A} gives S^4 , and surgering spheres \mathcal{B} gives Σ (so called “zero-dot exchange”). For the sake of simplicity, let us take $n = 1$.

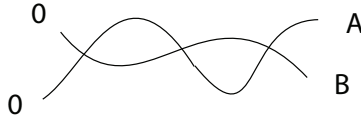


FIGURE 1.

In [L] Ladu advocates using these objects \mathbb{S} , rather than corks for cork twisting, and calls them “*protocorks*” and calls the above described zero-dot exchange “*protocork twist*”. He points out any two manifolds related to each other by cork twist, are also related to each other by protocork twist, since protocorks are the essential parts of corks.

Hence to prove 4-dim smooth Poincare conjecture we only have to show that any protocork twisting operation performed to a protocork \mathbb{S} sitting inside of S^4 gives us back S^4 . This problem is similar to the problem which we faced in the 0-shake slice problem in [AY], where we had an object (called L_n^0) sitting in S^4 with involution on its boundary, which we had to prove that the “cork twisting” S^4 along this object gives us back S^4 . Protocorks look like many copies of the handlebodies (with many fingers) of Figure 2, put together next to each other, and protocork twisting map f is just the “zero-dot exchanging map” between \mathcal{A} and \mathcal{B} spheres, i.e. the map $f : \partial\mathbb{S} \rightarrow \partial\mathbb{S}$ swapping the dual circles of 1- and 2-handles of \mathcal{A} and \mathcal{B} .

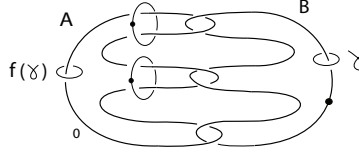


FIGURE 2. protocork

Denote the protocork complement by $C = S^4 - \mathbb{S}$. Let $f(\gamma_1), \dots, f(\gamma_n)$ be the linking circles of the 2-handles A_1, \dots, A_n of the protocork \mathbb{S} . Clearly, carving \mathbb{S} along its 2-handles (that is carving it along the discs which $f(\gamma_i)$'s bound) will turn \mathbb{S} into disjoint union of thickened circles $\#S^1 \times B^3 \hookrightarrow S^4$, which is the first picture of Figure 4. Therefore the complement of this handlebody in S^4 is just a union of thickened 2-spheres $\#B^2 \times S^2$, which is nothing other than $C^* := C \smile (2\text{-handles})$, where the 2-handles attached along the curves $\{f(\gamma_i)\}$ (Figure 3). In order to remember the position of the protocork boundary $\partial\mathbb{S}$ (which lies strictly inside of C^*) we choose to draw C^* as in the second picture of Figure 4. Notice that, this second picture is the complement of the first picture of Figure 4.

Now to perform protocork twist we need glue upside down copy of \mathbb{S} to C by the map $f : \partial C \rightarrow \partial C$. For this we only have to know where the map f takes the attaching circles of the dual 2-handles; of course the answer is f moves the circles $\{f(\gamma_i)\}$ to $\{\gamma_i\}$. So up to 3-handles $C \smile_f \mathbb{S}$ will look like as C with 2-handles attached along the dual circles $\{\gamma_i\}$, which is third picture of Figure 4. This is the protocork twisting of S^4 . From this we see the identification (up the 3-handles) $S^4 = C \smile_f \mathbb{S}$. This is because we can slide all the 2-handles over the 2-handles represented by γ_i and get the last picture. It is important to note that the protocork twisting took place on the boundary of C not on the boundary of C^* . This is what was suggested in Remark 2 of [AY], except that there we used corks rather than protocorks.

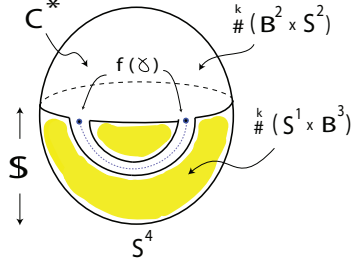
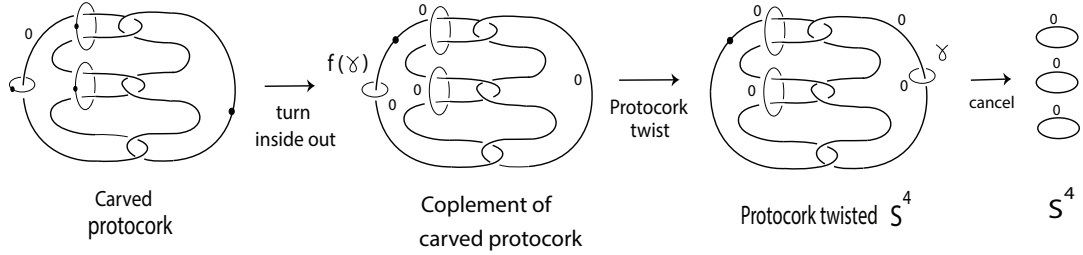
FIGURE 3. $S^4 = \mathbb{S} \smile U$ 

FIGURE 4. protocork twisting

REFERENCES

- [A1] S. Akbulut, *4-Manifolds*, OxfordUP (2016) ISBN-13: 9780198784869
- [A2] S. Akbulut, *On 2-dimensional homology classes of 4-manifolds*, Math. Proc. Camb. Phil. Soc. 82 (1977), 99-106.
- [A3] S. Akbulut, *A Fake compact contractible 4-manifold*, Journ. of Diff. Geom. 33, (1991), 335-356.
- [AM] S. Akbulut and R. Matveyev *Convex decomposition of 4-manifolds* IMRN International Math Research Notices, 1998, No.7 371-381.
- [AY] S. Akbulut and Eylem Zeliha Yildiz, *On shake slice knots*, <https://arxiv.org/pdf/2012.14144.pdf>
- [CFHS] C.L. Curtis, M.H. Freedman, W.C. Hsiang and R. Stong, *A decomposition theorem for h-cobordant smooth simply-connected compact 4-manifolds*, Invent. Math. 123(2) (1996) 343-348.
- [L] R. Ladu, *Protocorks and monopole Floer homology*, <https://arxiv.org/pdf/2205.13319.pdf>
- [Ma] R. Matveyev, *A decomposition of smooth simply-connected h-cobordant 4-manifolds*, J. Differ. Geom. 44(3) (1996) 571-582.

GÖKOVA GEOMETRY TOPOLOGY INSTITUTE, MUĞLA, TURKEY
Email address: `akbulut.selman@gmail.com`