

A Simple Temporal Information Matching Mechanism for Entity Alignment Between Temporal Knowledge Graphs

Li Cai^{1,2}, Xin Mao¹, Meirong Ma³, Hao Yuan³, Jianchao Zhu³, Man Lan¹ *

¹School of Computer Science and Technology, East China Normal University

²College of Computer Science and Technology, Guizhou University

³Shanghai Transsion Co., Ltd

caili2020stu@gmail.com, xmao@stu.ecnu.edu.cn

{meirong.ma, hao.yuan, jianchao.zhu}@transsion.com

mlan@cs.ecnu.edu.cn

Abstract

Entity alignment (EA) aims to find entities in different knowledge graphs (KGs) that refer to the same object in the real world. Recent studies incorporate temporal information to augment the representations of KGs. The existing methods for EA between temporal KGs (TKGs) utilize a time-aware attention mechanism to incorporate relational and temporal information into entity embeddings. The approaches outperform the previous methods by using temporal information. However, we believe that it is not necessary to learn the embeddings of temporal information in KGs since most TKGs have uniform temporal representations. Therefore, we propose a simple graph neural network (GNN) model combined with a temporal information matching mechanism, which achieves better performance with less time and fewer parameters. Furthermore, since alignment seeds are difficult to label in real-world applications, we also propose a method to generate unsupervised alignment seeds via the temporal information of TKG. Extensive experiments on public datasets indicate that our supervised method significantly outperforms the previous methods and the unsupervised one has competitive performance.

1 Introduction

Knowledge graphs (KGs) describe facts of the real world in a structured form of triples (h, r, t) , where h represents the head entity, r represents the relation, t represents the tail entity. KGs have drawn great research attention from the academia (Lin et al., 2021; Ji et al., 2022) and have been widely used to enhance downstream applications such as question answering (Saxena et al., 2020; Qiu et al., 2020) and recommendation systems (Anelli et al., 2021; Zhou et al., 2020).

Recently, Wikidata (Vrandečić and Krötzsch, 2014) and YOGO2 (Hoffart et al., 2013) add temporal information to the relations to represent the

*Corresponding author

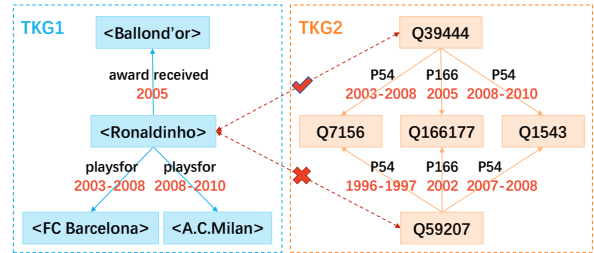


Figure 1: One sample of EA between TKGs. TKG1 is a sub-graph in YAGO. TKG2 is a sub-graph in WIKI, where the entity names corresponding to the items are as follows: $Q39444$ (*Ronaldinho*), $Q7156$ (*FC Barcelona*), $Q166177$ (*Ballon d'Or*), $Q1543$ (*A.C.Milan*), $Q59207$ (*Ronaldo*), $P54$ (*member of sports team*), $P166$ (*award received*).

KGs more accurately. In temporal knowledge graphs (TKGs), triples are extended to quadruples as (h, r, t, τ) , where τ represents the timestamps. Figure 1 is an example of entity alignment (EA) between TKGs, where nodes represent entities, edges include relational and temporal information, and the quadruple (*Ronaldinho*, *playsfor*, *A.C.Milan*, *2008-2010*) represents one of the facts.

EA seeks to find the same entities in the real world from different KGs to promote knowledge fusion. Many embedding-based methods perform effective EA (Sun et al., 2020; Mao et al., 2022), which encode entities in a continuous embedding space and align entities based on the learned embeddings. Previous EA methods ignore the temporal information despite their successes, a key factor indicating when a fact occurred.

In order to utilize the time information in TKGs, TEA-GNN (Xu et al., 2021) first proposes a time-aware GNN for EA between TKGs, which incorporates the temporal information via a time-aware attention mechanism to learn the embeddings of entities. TREA (Xu et al., 2022) develops a temporal relational attention mechanism that introduces temporal embedding and relational embedding to entity embedding and achieves state-of-the-art (SOTA)

performance.

In different TKGs, equivalent entity and relation pairs are usually disrupted and have different representation forms. As shown in Figure 1, the entity of "Ronaldinho" is stored in the form of $\langle \text{Ronaldinho} \rangle$ in TKG1. But in TKG2, the same entity is stored as a pure id $\langle Q39444 \rangle$. The relation of "plays for" is stored in the form of $\langle \text{playsfor} \rangle$ and $\langle P54 \rangle$ in the two TKGs respectively. Therefore, we need to map different representations into a unified vector space to infer whether they are similar. However, the temporal information is uniform across most TKGs. For example, the temporal information "2005" is the same in the two TKGs, and refers to the same year. So we believe it's unnecessary to learn additional temporal embeddings. In addition, different entities can be distinguished by their temporal information even though they have similar structures and relations. Such as $\langle \text{Ronaldinho} \rangle$ and $Q59207$ (Ronaldo) in Figure 1. In summary, we can directly use the temporal information for enhancing the prediction, rather than learning the temporal embeddings, which is redundant and time-consuming.

Based on this finding, we propose a Simple GNN model combined with a Temporal information matching mechanism for Entity Alignment (STE) between TKGs. Unlike the previous work, the model adopts a temporal information matching mechanism instead of learning temporal embeddings, which is effective and efficient. Our proposed model first takes a simple GNN to learn the embeddings of entities by using their structural and relational information, then compares the entities' temporal information, and finally aligns the entities by combining their embedding similarity and time similarity. Experimental results on four datasets show that our model significantly outperforms TREA (Xu et al., 2022). The improvement scores of Hits@1 are 3.4%, 3.6%, 2.2%, 12.3%, respectively.

Most existing methods of EA need alignment seeds to train the model and learn the embeddings of the entities. Finding the alignment seeds of different KGs in the real world is labor-intensive. Some unsupervised EA methods (Liu et al., 2021; Qi et al., 2021; Mao et al., 2021) automatically generate alignment seeds via the image or name of entities. Inspired by these methods, we believe that uniform temporal information can also be used to generate alignment seeds. In this paper, we as-

sume that entities with the same temporal information have high similarity and calculate the time similarity of entities according to their temporal information. If two entities are both the unique nearest neighbor to each other, then the two entities are regarded as alignment seeds. Experimental results show that the proposed unsupervised method outperforms the previous SOTA models on two datasets and competes with our supervised method STEA.

The main contributions of this paper are summarized as follows:

(1) We propose a simple GNN model combined with a temporal information matching mechanism, achieving significant performance with fewer parameters and less time.

(2) By assuming that entities with the same temporal information have high similarity, we propose a simple strategy to generate alignment seeds by selecting the nearest neighbor.

(3) Extensive experiments on public datasets indicate that our supervised method outperforms all SOTA methods. The performance of using automatically generated alignment seeds is close to that of the supervised method.

2 Related Work

2.1 Translation-based Model

Translation-based models learn the embeddings of entities by the triples of KGs, which interpret relation as translation operations from its head to its tail, such as $h + r \approx t$. MTransE (Chen et al., 2017) is the first model to use TransE (Bordes et al., 2013) for entity alignment which maps two KGs into different vector spaces. Entities with similar positions in two vector spaces are alignment pairs. In addition to using relational triples, JAPE (Sun et al., 2017) also utilizes the attribute features of entities to learn the representation of entities to improve the performance of EA. BootEA (Sun et al., 2018) proposes a bootstrapping process by adding label likely alignment entities into training data iteratively to promote the EA results. MultiKE (Hu et al., 2019) represents entities based on multi-aspects of KGs to enhance the alignment. These methods use the triples to align entities independently and lack utilization of the global structural information of KGs.

2.2 GNN-based Model

Due to the powerful ability of GNN to model the structure of KGs, many GNN-based models have been proposed and have achieved good performance on the task of EA. GCN-Align (Wang et al., 2018) is the first method to use GCN (Kipf and Welling, 2017) for entity alignment. GCN-Align combines the attribute features of entities with the structural features of the KG and uses GCN to map the entities to a low-dimensional vector space so that the equivalent entities are close to each other in the space. However, GCN-Align does not effectively utilize the relational features in the knowledge graph. MRAEA (Mao et al., 2020a) proposes a meta relation aware EA method which leverages meta relation-aware embedding and relation-aware self-attention to align the KGs. RREA (Mao et al., 2020b) designs a relational reflection transformation operation to preserve the similarity distributions of entities and integrate them into GNNs to facilitate EA. TEA-GNN (Xu et al., 2021) adopts a similar idea from RREA and utilizes additional temporal information for EA between TKGs. It learns the embeddings of entities by a time-aware attention mechanism to promote EA. TREA (Xu et al., 2022) uses a temporal relational attention mechanism to integrate relational and temporal features of links between nodes to enhance EA. In TKGs, the temporal information representing the same timestamps is uniform. We propose a simple GNN model combined with a temporal information matching mechanism, which is effective and efficient.

2.3 Unsupervised Methods for Alignment Seeds Generation

In recent years, some unsupervised methods have emerged to generate alignment seeds to solve the resource-consuming problem. IMUSE (He et al., 2019) uses both attribute triples and relation triples of KGs to collect seed with high text similarity. EVA (Liu et al., 2021) leverages the additional visual information of entities to create alignment seeds. PRASE (Qi et al., 2021) uses PARIS to obtain the alignment seeds by literal attributes of the entities. These approaches incorporate additional information such as visual and text information of entities to obtain the alignment seeds. Inspired by these methods, we propose a simple alignment seeds generation method by utilizing the temporal information of entities.

3 Problem Formulation

TKGs store the real-world knowledge in the form of quadruples (h, r, t, τ) . A TKG is represented as $G = (E, R, T, Q)$, where E , R and T represent the sets of entities, relations and timestamps respectively, $Q \subset E \times R \times E \times T$ denotes the set of quadruples. Defining $G_1 = (E_1, R_1, T_1, Q_1)$ and $G_2 = (E_2, R_2, T_2, Q_2)$ to be two TKGs, $S = \{(e_{1_i}, e_{2_j}) | e_{1_i} \in E_1, e_{2_j} \in E_2\}$ is the set of alignment seeds between G_1 and G_2 . Specifically, the timestamps in the two time set has been merged in a uniform time set $T^* = T_1 \cup T_2$. Therefore, the two TKGs can be renewed as $G_1 = (E_1, R_1, T^*, Q_1)$ and $G_2 = (E_2, R_2, T^*, Q_2)$ sharing the same set of timestamps. EA task aims to find new alignment entities set P based on the alignment seeds S between the two TKGs.

4 The Proposed Approach

This research proposes a simple GNN model combined with a temporal information matching mechanism for EA between TKGs using the entity’s structural information, relational information, and temporal information. During the training phase, the simple GNN is used to learn entities’ structural and relational embeddings. In the prediction stage, the model predicts the new alignment entities by combining the embedding similarity and temporal matching degree of entities. Experimental results show that our model achieves good performance by balancing the embedding similarity with the time similarity of entities. Figure 2 shows the framework of STEA.

4.1 Simple Graph Neural Network

The simple GNN model learns the embeddings of entities by using their structural and relational information. The model first fuses entities’ structural features and relational features, then aggregates them through a simple graph convolution operation. Finally, it combines entity embeddings of different layers to obtain a global entity embedding. The sub-modules of the model include feature fusion, feature aggregation, and global embedding generation.

Feature Fusion

Some studies (Yang et al., 2019; Mao et al., 2020b) believe that both the structural information and the relational information are beneficial to the representation of entities. Therefore, we fuse the relational

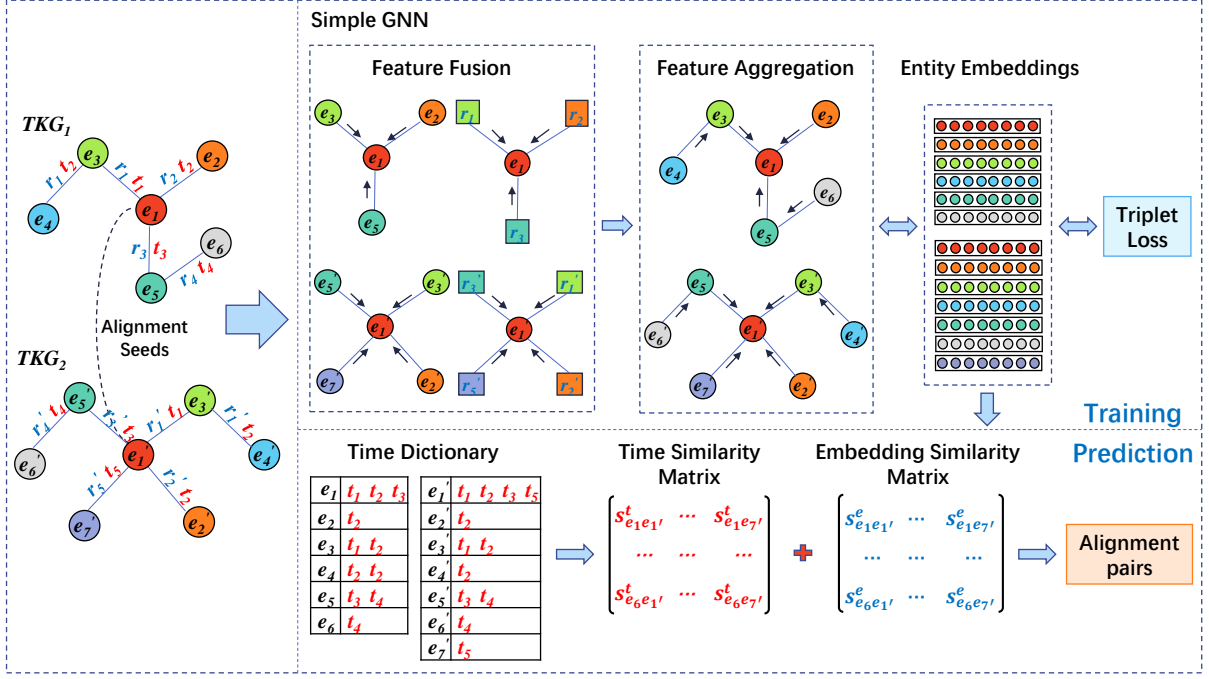


Figure 2: Framework of STEA. The solid line between entities represents the existent relations in TKGs, the dashed line represents the alignment seeds.

features and structural features to get semantic embeddings of entities. The structural feature and relational feature of entity e_i are calculate by the following equations:

$$\mathbf{h}_{e_i}^e = \frac{1}{|\mathcal{N}_{e_i}^e|} \sum_{e_j \in \mathcal{N}_{e_i}^e} \mathbf{h}_{e_j} \quad (1)$$

$$\mathbf{h}_{e_i}^r = \frac{1}{|\mathcal{N}_{e_i}^r|} \sum_{r_j \in \mathcal{N}_{e_i}^r} \mathbf{h}_{r_j} \quad (2)$$

where $\mathcal{N}_{e_i}^e$ represents the neighboring entity set of e_i , \mathbf{h}_{e_i} is the randomly generated initialization embedding of e_i , $\mathcal{N}_{e_i}^r$ represents the set of the relations around entity e_i , \mathbf{h}_{r_i} is the randomly generated initialization embedding of r_i .

The fused feature of entity e_i is obtained as follows:

$$\mathbf{h}_{e_i}^{(1)} = [\mathbf{h}_{e_i}^e || \mathbf{h}_{e_i}^r] \quad (3)$$

where $||$ represents the concatenate operation, $\mathbf{h}_{e_i}^{(1)}$ represents the fused embedding of e_i in layer 1.

Feature Aggregation

Each entity aggregates the fused features from its neighbors by a graph convolution operation. The aggregation can be performed efficiently by matrix operations. Let $\mathbf{H}^{(l)}$ represents the features of entities in layer l , \mathbf{A} is the adjacency matrix with self-loops of TKGs, \mathbf{D} is the diagonal node

degree matrix, $\mathbf{H}^{(l+1)}$ is the embeddings of entities in layer $l+1$, The matrix operation of feature aggregation to get $\mathbf{H}^{(l+1)}$ is shown as follows:

$$\mathbf{H}^{(l+1)} = \sigma(\mathbf{D}^{-1} \mathbf{A} \mathbf{H}^{(l)}) \quad (4)$$

where $\sigma(\cdot)$ is a non-linear activation function like the ReLU.

Global-aware Embedding

The GNN can capture multi-hop neighborhood information. We concatenate the entity embedding from different layers to get the global-aware embedding. The final embedding of entity e_i is obtained as follows:

$$\mathbf{h}_{e_i}^{mul} = [\mathbf{h}_{e_i}^{(1)} || \mathbf{h}_{e_i}^{(2)} || \dots || \mathbf{h}_{e_i}^{(L)}] \quad (5)$$

where $\mathbf{h}_{e_i}^{(1)}$ is the embedding of entity e_i in layer 1, $\mathbf{h}_{e_i}^{(L)}$ is the embedding of entity e_i in layer L , $||$ represents the concatenate operation.

4.2 Entity Alignment

The model first learns the embeddings of entities by training with the alignment seeds, then calculates the embedding similarity matrix of the entities and combines the time similarity matrix to predict the new alignment entities. Iterative learning is performed by adding new alignment entities to the training set to find more alignment entities.

Training

We use the following triplet loss function to train the model:

$$L = \sum_{(e_i, e_j) \in P} \max(\text{dist}(e_i, e_j) - \text{dist}(e'_i, e'_j) + \lambda, 0) \quad (6)$$

where (e_i, e_j) represent the positive pair, (e'_i, e'_j) represent the negative pair by randomly replacing one of (e_i, e_j) . λ represents the margin hyperparameter, $\text{dist}(\cdot)$ represent the Manhattan distance:

$$\text{dist}(e_i, e_j) = \|\mathbf{h}_{e_i}^{\text{mul}} - \mathbf{h}_{e_j}^{\text{mul}}\|_1 \quad (7)$$

Time Dictionary Construction

There are two types of temporal information in the datasets, one is the time point τ and another is time interval $[\tau_s, \tau_e]$, where τ_s denote the start time and τ_e denote the end time. We construct the time dictionary Dic of the entities by using the quadruples. If the quadruple is (h, r, t, τ) , then append τ to the dictionary Dic_h of h and dictionary Dic_t of t . If the quadruple is $(h, r, t, [\tau_s, \tau_e])$, then append τ_s and τ_e to the dictionary Dic_h and Dic_t .

Temporal Information Matching Mechanism

We use the time dictionary mentioned above to obtain the time similarity matrix by calculating the matching degree of temporal information in the time dictionary of each entity. Specifically, for two entities $e_i \in G_1$ and $e_j \in G_2$, the time dictionaries of them are $Dic_{e_i} = [\tau_{e_i}^1, \tau_{e_i}^2, \dots, \tau_{e_i}^m]$ and $Dic_{e_j} = [\tau_{e_j}^1, \tau_{e_j}^2, \dots, \tau_{e_j}^n]$, where m and n represent the numbers of temporal information in Dic_{e_i} and Dic_{e_j} respectively. Let c denote the number of same items in Dic_{e_i} and Dic_{e_j} , the time similarity $s_{e_i e_j}^t$ of e_i and e_j is calculated as follows:

$$s_{e_i e_j}^t = \frac{c \times 2}{m + n} \quad (8)$$

For each entity in the two TKGs, by calculating the matching degree of temporal information from each other, we get the time similarity matrix of entities in different TKGs.

Prediction

We adopt a similar method with RREA (Mao et al., 2020b) which uses the Cross-domain Similarity Local Scaling (CSLS) (Lample et al., 2018) to predict the alignment entities. Since TKGs have additional temporal information, which is used to calculate the time similarity of entities, we predict alignment entities by combining the embedding similarity and

time similarity of entities. The final similarity of entities can be expressed as follows:

$$s_{e_i e_j} = (1 - \alpha) \times s_{e_i e_j}^e + \alpha \times s_{e_i e_j}^t \quad (9)$$

where $s_{e_i e_j}^e$ is the embedding similarity of e_i and e_j , it can be simply calculated by the inner product of the embeddings of e_i and e_j . $s_{e_i e_j}^t$ is the time similarity of e_i and e_j , α is a balance hyperparameter.

Iterating Learning

We adopt the bi-directional iterative strategy proposed by MRAEA (Mao et al., 2020a). The difference from this method is that we also combine the temporal information to calculate the similarity between entities in addition to using entity embedding. If the entities e_i and e_j are mutually nearest neighbors, then the pair (e_i, e_j) is considered new alignment entities and will be added into the training set of the next iteration. Since an iteration contains many epochs of training (1200 in this paper), the pseudo-supervised seeds generated after one iteration help improve the model's performance.

4.3 Unsupervised Alignment Seeds Generation

In the real world, alignment seeds are often difficult to obtain due to the high cost of manual annotations. Assuming that the entities with the same temporal information in the two TKGs are the most similar, we propose a strategy to generate the alignment seeds using the temporal information of entities. The generated alignment seeds (e_i, e_j) should satisfy the following two criteria: (1) For e_i , there is and only one e_j that exactly matches the temporal information of e_i . (2) They are mutually and uniquely nearest neighbors of each other. The detailed alignment seeds generation process is described in Algorithm 1.

5 Experiments

5.1 Data sets

We experiment on four datasets for entity alignment between temporal knowledge graphs in English.

(1) **DICEWS** (Xu et al., 2021): This dataset is built from ICEWS05-15 (García-Durán et al., 2018) which contains events during 2005 to 2015. There are **DICEWS-1K** with 1K alignment seeds and **DICEWS-200** with 200 in it.

(2) **YAGO-WIKI50K** (Xu et al., 2021): This dataset extracts the top 50,000 entities according to

Dataset	$ E_1 $	$ E_2 $	$ R_1 $	$ R_2 $	$ T $	$ Q_1 $	$ Q_2 $	$ P $	$ S $
DICEWS-1K	9,517	9,537	247	246	4,017	307,552	307,553	7,566	1,000
DICEWS-200	9,517	9,537	247	246	4,017	307,552	307,553	8,366	200
YAGO-WIKI50K-5K	49,629	49,222	11	30	245	221,050	317,814	44,172	5,000
YAGO-WIKI50K-1K	49,629	49,222	11	30	245	221,050	317,814	48,172	1,000

Table 1: Statistics of YOGO-WIKI50K and DICEWS. $|\cdot|$ represents the numbers.

Algorithm 1 Algorithm for alignment seeds generation

Input: time similarity matrix of entities \mathcal{S}^t .

Output: Alignment seeds set AS .

```

1: Let  $AS = \{ \}$ ,  $index = \{ \}$ .
2: for  $i \in \mathcal{S}^t[i]$  do
3:   if ( $len(argmax(\mathcal{S}^t[i])) == 1$ )
     & ( $max(\mathcal{S}^t[i]) == 1$ ) then
4:      $index \leftarrow (i, argmax(\mathcal{S}^t[i])) \cup index$ 
5:   end if
6: end for
7: for  $(a, b) \in index$  do
8:   if ( $\mathcal{S}^t[a][b] == \mathcal{S}^t[b][a]$ ) then
9:      $AS \leftarrow (a, b) \cup AS$ 
10:  end if
11: end for
12: return  $AS$ 

```

their frequencies in Wikidata from tkbc (Lacroix et al., 2020) which has temporal information, and then link the Wikidata entities to their equivalent YAGO entities by the mappings of Wikidata QIDs to YAGO instances¹. There are two subsets **YAGO-WIKI50K-5K** and **YAGO-WIKI50K-1K** in the datasets. The only difference between the subsets is that one has 5K alignment seeds, and the other has 1K.

The statistics of these datasets are listed in Table 1.

5.2 Baselines

We compare our method with the following three groups of methods:

(1) **Translation-based Model:** MTransE (Chen et al., 2017), JAPE (Sun et al., 2017), BootEA (Sun et al., 2018). These methods are strong baseline based on TransE.

(2) **GNN-based Model:** GCN-Align (Wang et al., 2018), MRAEA (Mao et al., 2020a), RREA (Mao et al., 2020b). These are SOTA GNN-based models for EA between KGs without temporal in-

formation.

(3) **Time-aware Model:** TEA-GNN (Xu et al., 2021), TREA (Xu et al., 2022). These are SOTA GNN-based models for EA between TKGs.

The main results of these models reported in the paper are from TREA (Xu et al., 2022) except BootEA (Sun et al., 2018) and RREA (Mao et al., 2020b), because the source code of the two models uses an iterative strategy, while TREA uses a non-iterative version. The experiments of these two models are implemented based on their publicly available resource codes. All experiments are conducted on a workstation with a GeForce RTX 3090 GPU and an AMD EPYC 7502 32-Core Processor CPU and 128GB memory. The code and datasets are available online².

5.3 Experimental Setup

For a fair comparison, we use the fixed training set and validation set provided by TEA-GNN (Xu et al., 2021). TREA (Xu et al., 2022) uses the same datasets, but the source code is not yet provided. We also provide a non-iterative model STEA* to compare with the SOTA models.

Following convention, Hits@ k ($k = 1, 10$) and mean reciprocal rank (MRR) are used as evaluation metrics. Hits@ k reports the proportion of correct alignment pairs to the top k potential entities. In particular, Hits@1 represents accuracy. MRR is calculated as the average of the reciprocal ranks of the results. The higher the Hits@ k and MRR, the better the performance.

For all datasets, we use a same default setting: the dimensionality for embedding $d = 100$; depth of GNN layers $L = 2$; margin $\gamma = 3$; dropout_rate $dr = 0.3$; balance factor $\alpha = 0.3$; iterations $k = 5$; The number of epochs is 1200 and RMSprop is adopted to optimize the model with learning rate set to 0.005. The reported performance is the average of five independent training runs.

¹<http://resources.mpi-inf.mpg.de/yago-naga/yago3.1/>

²<https://github.com/lcai2/STEA>

Models	DICEWS-1K			DICEWS-200			YAGO-WIKI50K-5K			YAGO-WIKI50K-1K		
	MRR	Hits@1	Hits@10	MRR	Hits@1	Hits@10	MRR	Hits@1	Hits@10	MRR	Hits@1	Hits@10
MTransE	.150	.101	.241	.104	.067	.175	.332	.242	.477	.033	.012	.067
JAPE	.198	.144	.298	.138	.098	.210	.345	.271	.488	.157	.101	.262
AlignE	.593	.508	.751	.303	.222	.457	.800	.756	.883	.618	.565	.714
BootEA	.670	.598	.796	.614	.546	.737	-	-	-	-	-	-
GCN-Align	.291	.204	.466	.231	.165	.363	.581	.512	.711	.279	.217	.398
MRAEA	.745	.675	.870	.564	.476	.733	.848	.806	.913	.685	.623	.801
RREA	.840	.795	.917	.823	.773	.911	.913	.887	.955	.870	.836	.929
TEA-GNN	.911	.887	.947	.902	.876	.941	.909	.879	.961	.775	.723	.871
TREA	.933	.914	<u>.966</u>	.927	.910	.960	<u>.958</u>	<u>.940</u>	<u>.989</u>	.885	.840	.937
STEA*	<u>.941</u>	<u>.928</u>	.960	<u>.941</u>	<u>.927</u>	<u>.961</u>	.954	.935	.986	<u>.916</u>	<u>.887</u>	<u>.966</u>
STEA	.954	.945	.967	.954	.943	.968	.974	.961	.992	.962	.943	.989

Table 2: Experimental results of EA on DICEWS and YOGO-WIKI50K. AlignE is the non-iterative version of BootEA. - means the results are not obtained. STEA* represents the method without iteration. The best results are written in bold. Underline indicate the sub-optimal results.

5.4 Results and Analysis

Main Results

Table 2 show the main results of the experiment. It can be seen that STEA with iteration achieves the best results on all datasets compared to all methods on all the evaluation metrics. Especially compared with the SOTA method TREA for EA between TKGs, STEA exceeds by at least 2.2% on Hits@1. The improvement scores of Hits@1 are 3.4%, 3.6%, 2.2%, 12.3%, respectively. Without iteration, STEA* still outperforms TREA on most datasets and metrics, and the gaps in other experimental results are very tiny, at most no more than 0.06%. It indicates the effectiveness of combining the embedding similarity and time similarity to predict alignment entities. STEA achieves the best results and proves that iterative strategies could improve performance. Our method achieves remarkable performance using the simple GNN model combined with a temporal information matching mechanism.

Ablation Study

The STEA consists of three key components: (1) Relational Feature Fusion (RFF); (2) Global-Aware Representation (GAR); (3) Time Similarity Matrix (TSM). We remove these components from STEA individually to demonstrate their effectiveness.

Table 3 show the ablation study of the experiment. It can be seen from the table that the performance of STEA is degraded after removing a module. Each module contributes differently to the two datasets due to their different characteristics. Without relational feature fusion, EA performance drops slightly on YAGO-WIKI50K (STEA vs. STEA-RFF) because there are few relations

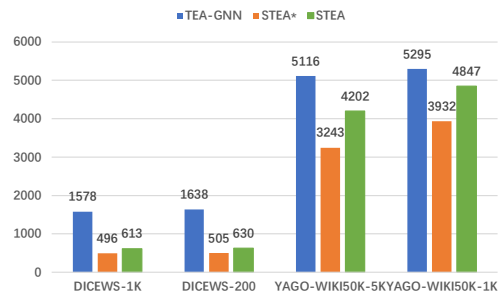


Figure 3: Time costs of methods (seconds).

in the datasets and decreases more on DICEWS with more relations. This shows the importance of relational features in heterogeneous TKGs with multiple relationships. STEA-GAR Remove concatenating the representations of different layers, Hits@1 declines by about 3% on DICEWS and 5% on YAGO-WIKI50K, validating the effectiveness of gathering the embedding of multi-hop neighborhood. Compared with STEA, without using the temporal information, STEA-TSM does hurt STEA in all metrics, indicating the importance of using the temporal matching mechanism. The performance drops more on DICEW than YAGO-WIKI50K, suggesting that the former is more relevant to temporal information.

Complexity analysis

Figure3 reports the overall time costs of our methods with TEA-GNN (Xu et al., 2021) on each dataset, including data loading, pre-processing, training, and evaluating. The results are obtained by directly running the source code provided by the author. As shown in Figure 3, the time cost of STEA* is the lowest. The time cost of STEA is higher than STEA* since using the iteration, but still less than TEA-GNN, which indicates the efficiency of our model.

Models	DICEWS-1K			DICEWS-200			YAGO-WIKI50K-5K			YAGO-WIKI50K-1K		
	MRR	Hits@1	Hits@10	MRR	Hits@1	Hits@10	MRR	Hits@1	Hits@10	MRR	Hits@1	Hits@10
STEА	.954	.945	.967	.954	.943	.968	.974	.961	.992	.962	.943	.989
STEА-RFF	.923	.910	.944	.924	.910	.946	.967	.953	.987	.948	.925	.981
STEА-GAR	.932	.916	.952	.934	.918	.956	.945	.918	.984	.927	.890	.977
STEА-TSM	.792	.741	.888	.742	.674	.863	.932	.910	.967	.881	.843	.939

Table 3: Ablation study of STEA on all datasets

Model	Number of Parameters
MTransE	$O((E + R) \times d)$
JAPE	$O((E + R) \times d)$
BootEA	$O((E + R) \times d)$
GCN-Align	$O(E \times d + d \times d \times L)$
MRAEA	$O((E + R \times 2) \times d)$
RREA	$O((E + R \times 2) \times d + 3 \times d \times L)$
TEA-GNN	$O((E + R \times 2 + T) \times d + 3 \times d \times L \times 2)$
TREA	$O((E + R \times 2 + T) \times d + 4 \times d \times L \times 2)$
STEА	$O((E + R) \times d)$

Table 4: The total number of parameters in the training phase of the models compared in the paper.

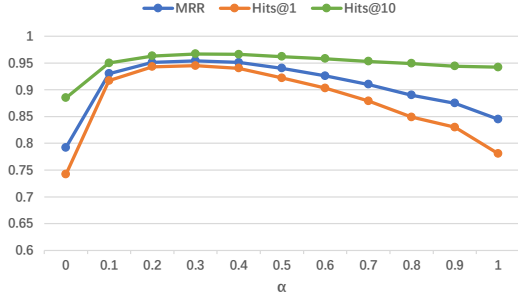


Figure 4: Experimental results with different balance factor α on DICEWS-1K.

The total number of parameters in the training phase of our model is equal to $(|E| + |R|) \times d$, which is less than the existing SOTA model. The number of parameters of each model compared in our experiments is shown in Table 4, where $|E|$ represents the total entities of the two TKGs, $|R|$ represents the total relations of the two TKGs, d represents the embedding dimension of the parameters, L represents the layers of GNN, $|T|$ represents the total temporal information of the two TKGs.

Hyper-parameter Analysis

In order to investigate the effects of hyper-parameters on the performance of STEA, we conduct the following experiments on DICEWS-1K: (1) The performance with different balance factors α . (2) The entity alignment results in different layers l . (3) The Hits@1 values with different embedding dimensions d .

The balance factor α is used to balance the weight of the entity’s embedding similarity matrix and the time similarity matrix in our approach. We

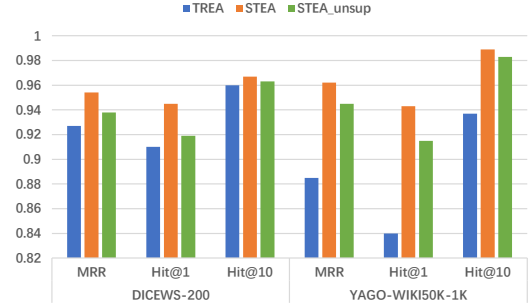


Figure 5: Experimental Results with unsupervised alignment seeds.

set it in range $0 \sim 1$ with interval 0.1. As shown in Figure 4, the performance of EA only using the embedded similarity matrix ($\alpha = 0$) is lower than that of only using the time similarity matrix ($\alpha = 1$). It shows that the temporal information in the dataset is highly matched. The model’s performance is optimal when $\alpha = 0.3$ and similar in the range of $0.1 \sim 0.5$.

For more analysis about hyper-parameters layers l and dimension d , please refer to Appendix A.

Unsupervised Experimental Results

We adopt the approach mentioned in section 4.3 to obtain the alignment seeds and conduct experiments on DICEWS-200 and YAGO-WIKI50K-1K to compare against the supervised method TREA (Xu et al., 2022) and STEA. The experimental results in Figure 5 show that our unsupervised method $STEA_{unsup}$ still outperforms TREA. The performance of $STEA_{unsup}$ on the two datasets is slightly lower than our supervised method STEA, indicating that only using the temporal matching degree of entities to obtain alignment seeds on the KGs may introduce noise.

Case Study

In order to study the strengths and weaknesses of our approach compared to previous works, we illustrate some cases that STEA predicts from the test sets of YOGO-WIKI50K-1K and DICEWS-1K compared to TEA-GNN. Details are described in Appendix B.

6 Conclusion

This paper proposes a simple GNN model combined with a temporal information matching mechanism for EA between TKGs, which achieves significant performance with less time and fewer parameters.

By assuming that entities with the same temporal information have high similarity, we propose a method to generate the alignment seeds by temporal information. The unsupervised method outperforms the previous models on two datasets and is competitive with our supervised method.

The paper does not discuss the cases where the KGs might employ different schemas for representing time. We will further explore this in future work.

7 Acknowledgements

This work has been supported by Pudong New Area Science & Technology Development Fund.

References

- Vito Walter Anelli, Tommaso Di Noia, Eugenio Di Sciascio, Antonio Ferrara, and Alberto Carlo Maria Mancino. 2021. [Sparse feature factorization for recommender systems with knowledge graphs](#). In *RecSys '21: Fifteenth ACM Conference on Recommender Systems, Amsterdam, The Netherlands, 27 September 2021 - 1 October 2021*, pages 154–165. ACM.
- Antoine Bordes, Nicolas Usunier, Alberto García-Durán, Jason Weston, and Oksana Yakhnenko. 2013. [Translating embeddings for modeling multi-relational data](#). In *Advances in Neural Information Processing Systems 26: 27th Annual Conference on Neural Information Processing Systems 2013. Proceedings of a meeting held December 5-8, 2013, Lake Tahoe, Nevada, United States*, pages 2787–2795.
- Muhao Chen, Yingtao Tian, Mohan Yang, and Carlo Zaniolo. 2017. [Multilingual knowledge graph embeddings for cross-lingual knowledge alignment](#). In *Proceedings of the Twenty-Sixth International Joint Conference on Artificial Intelligence, IJCAI 2017, Melbourne, Australia, August 19-25, 2017*, pages 1511–1517. ijcai.org.
- Alberto García-Durán, Sebastijan Dumancic, and Mathias Niepert. 2018. [Learning sequence encoders for temporal knowledge graph completion](#). In *Proceedings of the 2018 Conference on Empirical Methods in Natural Language Processing, Brussels, Belgium, October 31 - November 4, 2018*, pages 4816–4821. Association for Computational Linguistics.
- Fuzhen He, Zhixu Li, Qiang Yang, An Liu, Guanfeng Liu, Pengpeng Zhao, Lei Zhao, Min Zhang, and Zhigang Chen. 2019. [Unsupervised entity alignment using attribute triples and relation triples](#). In *Database Systems for Advanced Applications - 24th International Conference, DASFAA 2019, Chiang Mai, Thailand, April 22-25, 2019, Proceedings, Part I*, volume 11446 of *Lecture Notes in Computer Science*, pages 367–382. Springer.
- Johannes Hoffart, Fabian M. Suchanek, Klaus Berberich, and Gerhard Weikum. 2013. [YAGO2: A spatially and temporally enhanced knowledge base from wikipedia](#). *Artif. Intell.*, 194:28–61.
- Wei Hu, Qingheng Zhang, Zequn Sun, and Jiacheng Huang. 2019. [Multike: a multi-view knowledge graph embedding framework for entity alignment](#). In *Proceedings of the 14th International Workshop on Ontology Matching co-located with the 18th International Semantic Web Conference (ISWC 2019), Auckland, New Zealand, October 26, 2019*, volume 2536 of *CEUR Workshop Proceedings*, pages 189–190. CEUR-WS.org.
- Shaoxiong Ji, Shirui Pan, Erik Cambria, Pekka Marttinen, and Philip S. Yu. 2022. [A survey on knowledge graphs: Representation, acquisition, and applications](#). *IEEE Trans. Neural Networks Learn. Syst.*, 33(2):494–514.
- Thomas N. Kipf and Max Welling. 2017. [Semi-supervised classification with graph convolutional networks](#). In *5th International Conference on Learning Representations, ICLR 2017, Toulon, France, April 24-26, 2017, Conference Track Proceedings*. OpenReview.net.
- Timothée Lacroix, Guillaume Obozinski, and Nicolas Usunier. 2020. [Tensor decompositions for temporal knowledge base completion](#). In *8th International Conference on Learning Representations, ICLR 2020, Addis Ababa, Ethiopia, April 26-30, 2020*. OpenReview.net.
- Guillaume Lample, Alexis Conneau, Marc’Aurelio Ranzato, Ludovic Denoyer, and Hervé Jégou. 2018. [Word translation without parallel data](#). In *6th International Conference on Learning Representations, ICLR 2018, Vancouver, BC, Canada, April 30 - May 3, 2018, Conference Track Proceedings*. OpenReview.net.
- Mengqi Lin, Qing Liao, Yan Jia, and Ye Wang. 2021. [Survey on knowledge graph embedding based on hyperbolic geometry](#). In *Sixth IEEE International Conference on Data Science in Cyberspace, DSC 2021, Shenzhen, China, October 9-11, 2021*, pages 152–158. IEEE.
- Fangyu Liu, Muhao Chen, Dan Roth, and Nigel Collier. 2021. [Visual pivoting for \(unsupervised\) entity alignment](#). In *Thirty-Fifth AAAI Conference on Artificial Intelligence, AAAI 2021, Thirty-Third Conference on Innovative Applications of Artificial Intelli-*

- gence, *IAAI 2021, The Eleventh Symposium on Educational Advances in Artificial Intelligence, EAAI 2021, Virtual Event, February 2-9, 2021*, pages 4257–4266. AAAI Press.
- Xin Mao, Meirong Ma, Hao Yuan, Jianchao Zhu, Zongyu Wang, Rui Xie, Wei Wu, and Man Lan. 2022. [An effective and efficient entity alignment decoding algorithm via third-order tensor isomorphism](#). In *Proceedings of the 60th Annual Meeting of the Association for Computational Linguistics (Volume 1: Long Papers), ACL 2022, Dublin, Ireland, May 22-27, 2022*, pages 5888–5898. Association for Computational Linguistics.
- Xin Mao, Wenting Wang, Yuanbin Wu, and Man Lan. 2021. [From alignment to assignment: Frustratingly simple unsupervised entity alignment](#). In *Proceedings of the 2021 Conference on Empirical Methods in Natural Language Processing, EMNLP 2021, Virtual Event / Punta Cana, Dominican Republic, 7-11 November, 2021*, pages 2843–2853. Association for Computational Linguistics.
- Xin Mao, Wenting Wang, Huimin Xu, Man Lan, and Yuanbin Wu. 2020a. [MRAEA: an efficient and robust entity alignment approach for cross-lingual knowledge graph](#). In *WSDM '20: The Thirteenth ACM International Conference on Web Search and Data Mining, Houston, TX, USA, February 3-7, 2020*, pages 420–428. ACM.
- Xin Mao, Wenting Wang, Huimin Xu, Yuanbin Wu, and Man Lan. 2020b. [Relational reflection entity alignment](#). In *CIKM '20: The 29th ACM International Conference on Information and Knowledge Management, Virtual Event, Ireland, October 19-23, 2020*, pages 1095–1104. ACM.
- Zhiyuan Qi, Ziheng Zhang, Jiaoyan Chen, Xi Chen, Yuejia Xiang, Ningyu Zhang, and Yefeng Zheng. 2021. [Unsupervised knowledge graph alignment by probabilistic reasoning and semantic embedding](#). In *Proceedings of the Thirtieth International Joint Conference on Artificial Intelligence, IJCAI 2021, Virtual Event / Montreal, Canada, 19-27 August 2021*, pages 2019–2025. ijcai.org.
- Yunqi Qiu, Yuanzhuo Wang, Xiaolong Jin, and Kun Zhang. 2020. [Stepwise reasoning for multi-relation question answering over knowledge graph with weak supervision](#). In *WSDM '20: The Thirteenth ACM International Conference on Web Search and Data Mining, Houston, TX, USA, February 3-7, 2020*, pages 474–482. ACM.
- Apoorv Saxena, Aditay Tripathi, and Partha P. Talukdar. 2020. [Improving multi-hop question answering over knowledge graphs using knowledge base embeddings](#). In *Proceedings of the 58th Annual Meeting of the Association for Computational Linguistics, ACL 2020, Online, July 5-10, 2020*, pages 4498–4507. Association for Computational Linguistics.
- Zejun Sun, Wei Hu, and Chengkai Li. 2017. [Cross-lingual entity alignment via joint attribute-preserving embedding](#). In *The Semantic Web - ISWC 2017 - 16th International Semantic Web Conference, Vienna, Austria, October 21-25, 2017, Proceedings, Part I*, volume 10587 of *Lecture Notes in Computer Science*, pages 628–644. Springer.
- Zejun Sun, Wei Hu, Qingheng Zhang, and Yuzhong Qu. 2018. [Bootstrapping entity alignment with knowledge graph embedding](#). In *Proceedings of the Twenty-Seventh International Joint Conference on Artificial Intelligence, IJCAI 2018, July 13-19, 2018, Stockholm, Sweden*, pages 4396–4402. ijcai.org.
- Zejun Sun, Qingheng Zhang, Wei Hu, Chengming Wang, Muhao Chen, Farahnaz Akrami, and Chengkai Li. 2020. [A benchmarking study of embedding-based entity alignment for knowledge graphs](#). *Proc. VLDB Endow.*, 13(11):2326–2340.
- Denny Vrandečić and Markus Krötzsch. 2014. [Wiki-data: a free collaborative knowledgebase](#). *Commun. ACM*, 57(10):78–85.
- Zhichun Wang, Qingsong Lv, Xiaohan Lan, and Yu Zhang. 2018. [Cross-lingual knowledge graph alignment via graph convolutional networks](#). In *Proceedings of the 2018 Conference on Empirical Methods in Natural Language Processing, Brussels, Belgium, October 31 - November 4, 2018*, pages 349–357. Association for Computational Linguistics.
- Chengjin Xu, Fenglong Su, and Jens Lehmann. 2021. [Time-aware graph neural network for entity alignment between temporal knowledge graphs](#). In *Proceedings of the 2021 Conference on Empirical Methods in Natural Language Processing, EMNLP 2021, Virtual Event / Punta Cana, Dominican Republic, 7-11 November, 2021*, pages 8999–9010. Association for Computational Linguistics.
- Chengjin Xu, Fenglong Su, Bo Xiong, and Jens Lehmann. 2022. [Time-aware entity alignment using temporal relational attention](#). In *WWW '22: The ACM Web Conference 2022, Virtual Event, Lyon, France, April 25 - 29, 2022*, pages 788–797. ACM.
- Hsiu-Wei Yang, Yanyan Zou, Peng Shi, Wei Lu, Jimmy Lin, and Xu Sun. 2019. [Aligning cross-lingual entities with multi-aspect information](#). In *Proceedings of the 2019 Conference on Empirical Methods in Natural Language Processing and the 9th International Joint Conference on Natural Language Processing, EMNLP-IJCNLP 2019, Hong Kong, China, November 3-7, 2019*, pages 4430–4440. Association for Computational Linguistics.
- Kun Zhou, Wayne Xin Zhao, Shuqing Bian, Yuanhang Zhou, Ji-Rong Wen, and Jingsong Yu. 2020. [Improving conversational recommender systems via knowledge graph based semantic fusion](#). In *KDD '20: The 26th ACM SIGKDD Conference on Knowledge Discovery and Data Mining, Virtual Event, CA, USA, August 23-27, 2020*, pages 1006–1014. ACM.

	Entities	Similar Quadruples Involving the Entities
Entity to be Aligned (in YAGO)	<Neymar>	<Neymar>, <playsFor>, <Brazil_national_under_17_football_team>, (2009, inf) <Neymar>, <playsFor>, <Brazil_national_under_20_football_team>, (2011, inf) <Neymar>, <playsFor>, <Brazil_national_under_23_football_team>, (2012, inf) ...
Prediction in TEA-GNN (in WIKI)	Ademilson (Q2756361)	Ademilson(Q2756361), member of sports team, Brazil_national_under_17_football_team(Q2402747), (2011, 2011) Ademilson(Q2756361), member of sports team, Brazil_national_under_20_football_team(Q2308235), (2012, 2013) Ademilson(Q2756361), member of sports team, Brazil_national_under_23_football_team(Q899189), (2014, inf) ...
Prediction in STEA (in WIKI)	Neymar (Q142794)	Neymar (Q142794), member of sports team, Brazil_national_under_17_football_team(Q2402747), (2009, 2009) Neymar (Q142794), member of sports team, Brazil_national_under_20_football_team(Q2308235), (2011, 2011) Neymar (Q142794), member of sports team, Brazil_national_under_23_football_team(Q899189), (2012, 2012) ...

Table 5: The case of different predictions in STEA and TEA-GNN.

	Entities	Similar Quadruples Involving the Entities
Entity to be Aligned (in ICEWS ₁)	Bishop (India)	Head of Government (India), Make statement, Bishop (India), 462
Prediction in STEA (in ICEWS ₂)	Electoral Alliance (India)	Head of Government (India), Make statement, Electoral Alliance (India), 462
Entity to be Aligned (in YAGO)	<William_Travilla>	<William_Travilla>, <isMarriedTo>, <Dona_Drake>, (1944, 1989)
Prediction in STEA (in WIKI)	Dona_Drake (Q3035962)	Dona_Drake(Q3035962), spouse, William_Travilla(Q945402), (1944, 1989)

Table 6: The bad case of predictions in STEA.

A Analysis of Hyper-parameters

Figure 6 presents the entity alignment results with different layers of STEA on DICEWS-1K. It can be seen that the performance gap of the models with different layers is tiny, and STEA with 2 layers achieves the best performance. When stacking more layers, the performance does not improve. Increasing the layers only introduces more computation, not better performance.

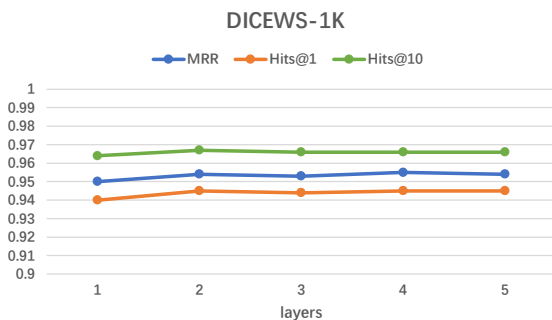


Figure 6: Entity alignment results with different layers of STEA on DICEWS-1K.

Figure 7 reports the Hits@1 performances with embedding dimension d from 50 to 400. The performance of STEA is not greatly affected by the dimension. As the dimension increases, the performance gain is small. Good performance is achieved even when dimension is 50. We chose 100 as the final dimension, which has high performance and small space.

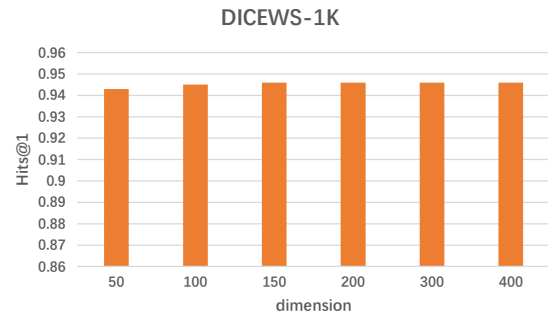


Figure 7: Hits@1 performances of different dimensions on DICEWS-1K.

B Case Study

We illustrate some predictions of the STEA to analyze its advantages and problems. Table 5 shows an example that STEA gives a prediction different from TEA-GNN in YOGO-WIKI50K-1K. It can be seen from the case that TEA-GNN wrongly aligns *Neymar* and *Ademilson* from G_1 and G_2 , because these two entities have similar connected links and temporal information in TKG1 and TKG2. Some links respective to these two entities have the same linked entities and relation types but different temporal information. The TEA-GNN wrongly identifies them as alignment entities by the time-aware attention mechanism. The temporal information matching mechanism of STEA can correctly distinguish these two entities since their timestamps are not equal.

Due to the temporal information matching mechanism, STEA will wrongly align entities with the same timestamps. There are some cases in Table 6. In the first case, entity *Bishop (India)* from G_1 and entity *Electoral Alliance (India)* from G_2 of DICEWS-1K are predicted as the alignment pairs because these two entities have the same links and temporal information in TKG1 and TKG2. STEA regards them as alignment entities due to their high similarity of structure and timestamps. In the second case, STEA mistakenly regards the entity *<William_Travilla>* in YAGO and the entity *Dona_Drake (Q3035962)* in WIKI as the same person since these two-person are a couple and get married on the same day. The model will misidentify these entities with symmetric relationships as alignment entities. TEA-GNN also has the same problem. It will be addressed in future work.