

ERNIE-mmLayout: Multi-grained MultiModal Transformer for Document Understanding

Wenjin Wang*
wangwenjin@zju.edu.cn
Zhejiang University
Hangzhou, China

Zhengjie Huang
huangzhengjie@baidu.com
Baidu Inc.
China

Bin Luo
luobin06@baidu.com
Baidu Inc.
China

Qianglong Chen
chenqianglong@zju.edu.cn
Zhejiang University
Hangzhou, China

Qiming Peng, Yinxu Pan
{pengqiming, panyinxu}@baidu.com
Baidu Inc.
China

Weichong Yin, Shikun Feng
{yinweichong, fengshikun01}@baidu.com
Baidu Inc.
China

Yu Sun, Dianhai Yu
{sunyu02, yudianhai}@baidu.com
Baidu Inc.
China

Yin Zhang†
zhangyin98@zju.edu.cn
Zhejiang University
Hangzhou, China

ABSTRACT

Recent efforts of multimodal Transformers have improved Visually Rich Document Understanding (VrDU) tasks via incorporating visual and textual information. However, existing approaches mainly focus on fine-grained elements such as words and document image patches, making it hard for them to learn from coarse-grained elements, including natural lexical units like phrases and salient visual regions like prominent image regions. In this paper, we attach more importance to coarse-grained elements containing high-density information and consistent semantics, which are valuable for document understanding. At first, a document graph is proposed to model complex relationships among multi-grained multimodal elements, in which salient visual regions are detected by a cluster-based method. Then, a **multi-grained multimodal Transformer** called **mmLayout** is proposed to incorporate coarse-grained information into existing pre-trained fine-grained multimodal Transformers based on the graph. In **mmLayout**, coarse-grained information is aggregated from fine-grained, and then, after further processing, is fused back into fine-grained for final prediction. Furthermore, common sense enhancement is introduced to exploit the semantic information of natural lexical units. Experimental results on four tasks, including information extraction and document question answering, show that our method can improve the performance of multimodal Transformers based on fine-grained elements and achieve better performance with fewer parameters.

*Work done during internship at Baidu Inc..

†Corresponding author: Yin Zhang.

Permission to make digital or hard copies of all or part of this work for personal or classroom use is granted without fee provided that copies are not made or distributed for profit or commercial advantage and that copies bear this notice and the full citation on the first page. Copyrights for components of this work owned by others than the author(s) must be honored. Abstracting with credit is permitted. To copy otherwise, to republish, to post on servers or to redistribute to lists, requires prior specific permission and/or a fee. Request permissions from permissions@acm.org.

MM '22, October 10–14, 2022, Lisboa, Portugal

© 2022 Copyright held by the owner/author(s). Publication rights licensed to ACM.

ACM ISBN 978-x-xxxx-xxxx-x/YY/MM... \$15.00

<https://doi.org/10.1145/nnnnnnn.nnnnnnn>

Qualitative analyses show that our method can capture consistent semantics in coarse-grained elements.

CCS CONCEPTS

• **Information systems** → **Document representation; Information extraction; Question answering.**

KEYWORDS

document understanding, document graph, layout, multimodal

ACM Reference Format:

Wenjin Wang, Zhengjie Huang, Bin Luo, Qianglong Chen, Qiming Peng, Yinxu Pan, Weichong Yin, Shikun Feng, Yu Sun, Dianhai Yu, and Yin Zhang. 2022. ERNIE-mmLayout: Multi-grained MultiModal Transformer for Document Understanding. In *Proceedings of the 30th ACM International Conference on Multimedia (MM '22)*, October 10–14, 2022, Lisboa, Portugal. ACM, New York, NY, USA, 10 pages. <https://doi.org/10.1145/nnnnnnn.nnnnnnn>

1 INTRODUCTION

Visually-rich Document Understanding (VrDU) is a critical component of document intelligence [6] that aims to understand scanned or digital-born documents. Despite many advances in vision-language understanding, extracting structural information in visually-rich documents remains a major challenge because it involves different types of information, including image, text, and layout.

Extensive efforts have been made to solve this challenge based on CNNs [7, 18, 26, 34, 35, 42, 45, 48] and GNNs [5, 27, 32, 37, 44]. Recently, many pre-trained multimodal Transformers for VrDU [2, 10, 14, 16, 20, 22–24, 31, 39–41] have been proposed, inspired by the success of pre-training in vision language understanding. They incorporate layout information into models by various 2D position embedding and spatial-aware self attention mechanisms. Combined with carefully designed pre-training tasks, they make amazing progress on many tasks.

However, existing layout-aware multimodal Transformers mainly focus on fine-grained information such as words and image patches. They ignore coarse-grained information including natural lexical




Figure 1: (a) Entity recognition on FUNSD. (b,c) Fine-grained elements words and image patches. (d, e) Coarse-grained elements natural lexical units and salient visual regions.

units [12, 46], like multi-word expressions and phrases, and salient visual regions [1, 21], like attractive or prominent image regions. These coarse-grained elements contain high-density information and consistent semantics, which are valuable for document understanding. For example, as shown in Figure 1(b) and Figure 1(d), given the tokens “(202)”, “778-”, and “5212” that belong to the fax number “(202) 778-5212”, it is difficult to directly determine that a single token itself is a part of a fax number. On the contrary, we will get this information more easily if we look at them as a whole. The potential of such natural lexical units has been demonstrated in natural language models [12, 46]. Similarly, as shown in Figure 1(c) and Figure 1(e), compared with image patches, salient visual regions can reflect richer semantic information. If we can determine that a region corresponds to a list by visual information, combined with layout relationships, we can realize that it may contain multiple pairs of Question and Answer (in FUNSD).

Several efforts [22–24] have attempted to take coarse-grained information into account, but the effects of coarse-grained information have not been thoroughly evaluated and coarse-grained visual information has been ignored. StructuralLM [22] only considers the coarse-grained layout information and replaces token level 2D layout embeddings with segment level text 2D layout embeddings. Segment level text features in StrucText [24] are directly

aggregated from the token level features, without sufficient interaction with other information. SelfDoc [23] extracts features by the Sentence-BERT [33] and ignores word level embeddings.

Our study takes into account both fine-grained and coarse-grained multimodal information for visually rich document understanding. We focus on how to effectively incorporate coarse-grained information into existing pre-trained Transformers with fine-grained information, rather than designing new pre-training tasks like previous attempts. To this end, we regard a document as a graph with nodes corresponding to multi-grained multimodal elements in the document. Based on the graph, we propose the multi-grained multimodal Transformer named **mmLayout** consists of four modules: two graph attention modules called *Fine-grained Encoder* and *Coarse-grained Encoder*, and two hierarchical modules called *Cross-grained Aggregation* and *Cross-grained Fusion*. The main challenges in our method are (1) the lack of natural salient visual regions in raw data or results of OCR tools and (2) the inconsistency between text segments obtained by OCR tools and natural lexical units. For challenge (1), a clustering-based method is proposed to detect salient visual regions according to the distribution of textual segments. The intuitive idea behind it is that the salience of a region in documents is related to the concentration of texts in it. For challenge (2), we introduce the Common Sense Enhancement strategy to exploit natural lexical units in text segments by detecting common knowledge in them. This knowledge is integrated into features of text segments to compensate for the loss of important semantic information.

Our contributions are summarized as follows:

- We consider the importance of coarse-grained elements containing high-density information and consistent semantics, which are valuable for document understanding. To model complex relations among various elements and incorporate coarse-grained information into existing multimodal Transformers, we construct a document graph and propose a multi-grained multimodal Transformer named mmLayout.
- We propose a clustering-based method to detect salient visual regions and introduce a Common Sense Enhancement strategy to exploit the semantic information of natural lexical units in text segments.
- Experimental results on information extraction (FUNSD, CORD, SROIE) and document question answering (DocVQA) tasks show that our method significantly performs better than multimodal Transformers based on fine-grained elements and achieves better performance with fewer parameters. Qualitative analyses show that our method can better capture consistent semantics in coarse-grained elements.

2 PRELIMINARIES

In this section, we briefly describe the key components in spatial-aware multimodal Transformer and refer to Section 5 and LayoutLMv2 [41] for more details.

Input representation. The input representation of a document page image \mathcal{D} consists of textual, visual, and layout embeddings. Given a document page, OCR tools are adopted to obtain a sequence of textual tokens $\mathcal{W} = \{w_1, w_2, \dots, w_L\}$ and corresponding bounding boxes $\mathcal{B}_t = \{b_1, b_2, \dots, b_L\}$ where L represents the length of the sequence (Fig. 1(b)) [22, 39, 41]. A bounding box $b = (x^0, y^0, x^1, y^1)$

where (x^0, y^0) and (x^1, y^1) are coordinates of top left and bottom right corners of w . Then, the document image \mathcal{D} is processed by a visual encoder based on the ResNeXt-FPN architecture [25, 38]. The output feature map is pooled, flattened, and projected into a sequence of visual token features denoted as $\mathbf{I} = \{\mathbf{I}_1, \mathbf{I}_2, \dots, \mathbf{I}_{W \times H}\}$ where $W \times H$ is the number of visual tokens [41]. The corresponding bounding boxes are denoted as $\mathcal{B}_v = \{b_1, b_2, \dots, b_{W \times H}\}$ which are obtained by dividing the document images into $W \times H$ patches.

The textual embedding layer [41] is constructed as follows:

$$E_{\text{text}}(\mathcal{W}) = \{t_i \mid t_i = E_w(w_i) + E_t(\text{sent}_i) + E_p(i), i \in [1, L]\}, \quad (1)$$

where E_w , E_t , and E_p represent the word token, token type, and 1D position embedding layer respectively.

Similarly, the visual embedding layer [41] is constructed as follows:

$$E_{\text{visual}}(\mathbf{I}) = \{v_i \mid v_i = \mathbf{I}_i + E_t(\text{sent}_i) + E_p(i), i \in [1, W \times H]\}. \quad (2)$$

Note that E_t and E_p are shared by textual and visual embedding layers.

The layout embedding layer [41] is constructed as follows:

$$E_{\text{layout}}(\mathcal{B}) = \{\text{Concat}(E_X(x_i^0), E_X(x_i^1), E_X(x_i^1 - x_i^0), E_Y(y_i^0), E_Y(y_i^1), E_Y(y_i^1 - y_i^0)), i \in [1, L']\}, \quad (3)$$

where \mathcal{B} represents a sequence of bounding boxes with length L' , and E_X and E_Y are x-axis and y-axis embedding layers respectively.

At last, the input representation is obtained as follows:

$$\mathcal{I} = \text{Concat}(E_{\text{text}}(\mathcal{W}), E_{\text{visual}}(\mathbf{I}) + E_{\text{layout}}(\mathcal{B}_t \cup \mathcal{B}_v)). \quad (4)$$

Spatial-Aware Self-Attention. In self-attention, the inputs $H \in \mathbb{R}^{n \times d}$ are linearly transformed to queries $Q \in \mathbb{R}^{n \times d_k}$, keys $K \in \mathbb{R}^{n \times d_k}$, and values $V \in \mathbb{R}^{n \times d_v}$, where n is the input sequence length, d , d_k , d_v are the dimensions of inputs, queries (keys) and values, respectively. The canonical self-attention is written as follows:

$$\text{softmax}\left(\frac{QK^T}{\sqrt{d_k}}\right)V = AV, \quad (5)$$

where A is the attention matrix. To explicitly introduce layout information into canonical self-attention mechanism, learnable relative 1D and 2D position bias is added to original attention matrix as follows:

$$A'_{ij} = A_{ij} + \mathbf{R}_{1D}(j - i) + \mathbf{R}_X(x_j^0 - x_i^0) + \mathbf{R}_Y(y_j^0 - y_i^0), \quad (6)$$

where A' is the spatial-aware attention matrix, \mathbf{R}_{1D} , \mathbf{R}_X , \mathbf{R}_Y are relative 1D and 2D position embedding layers, respectively. For convenience, in this paper, we represent the spatial-aware multi-head self-attention as follows:

$$\text{Spatial-MHA}(H, \mathcal{B}) = A'V, \quad (7)$$

where H is the input features and \mathcal{B} is the layout information of bounding boxes.

3 METHOD

We propose *mmLayout*, a multi-grained multimodal Transformer, to incorporate coarse-grained information into existing layout-aware multimodal pre-trained Transformers and the illustration is shown in Figure 2. At first, a document graph is proposed whose nodes are multi-grained multimodal document elements and edges are used to model complex relationships among these elements, including

fine-grained, coarse-grained, and cross-grained edges (see Fig. 2(a) and Fig. 2(b)). Then, the *mmLayout* extracts semantic features by four modules: two graph attention modules called *Fine-grained Encoder* and *Coarse-grained Encoder*, and two hierarchical modules called *Cross-grained Aggregation* and *Cross-grained Fusion*, based on the graph (see Fig. 2(c)). Recent works have shown that Transformers are competitive graph encoders [4, 43], therefore we adopt the Transformer architecture for the above-mentioned encoders to model interaction along fine-grained and coarse-grained edges in the document graph. Guided by cross-grained edges, fine-grained information is aggregated into coarse-grained, and then the output of the *Coarse-grained Encoder* is fused back into fine-grained for final prediction. Moreover, we propose a common sense enhancement strategy to avoid semantic confusion in features of textual segments (Sec 3.3).

3.1 Document Graph

Given a document page image \mathcal{D} , the corresponding document graph is defined as $\mathcal{G} = (\mathcal{V}, \mathcal{E})$ where \mathcal{V} and \mathcal{E} represent nodes and edges respectively. The document graph contains four types of nodes: fine-grained textual, fine-grained visual, coarse-grained textual, and coarse-grained visual nodes, which are denoted as \mathcal{V}_{ft} , \mathcal{V}_{fv} , \mathcal{V}_{ct} , and \mathcal{V}_{cv} , respectively. And it contains three types of edges: fine-grained, coarse-grained, and cross-grained edges denoted as \mathcal{E}_f , \mathcal{E}_c and \mathcal{E}_{cf} respectively.

Fine-grained nodes. We regard words and image patches described in Section 2 as fine-grained textual nodes $\mathcal{V}_{ft} = \mathcal{W}$ and visual nodes $\mathcal{V}_{fv} = \mathcal{I}$ respectively. The corresponding bounding boxes are denoted as $\mathcal{B}_{ft} = \mathcal{B}_t$ and $\mathcal{B}_{fv} = \mathcal{B}_v$.

Coarse-grained textual nodes based on segments. A sequence $\mathcal{S} = \{s_1, s_2, \dots, s_Z\}$ with Z text segments obtained from the document image by OCR tools are regarded as coarse-grained textual nodes $\mathcal{V}_{ct} = \mathcal{S}$. The corresponding bounding boxes are denoted as $\mathcal{B}_{ct} = \{b_1^{ct}, b_2^{ct}, \dots, b_Z^{ct}\}$.

Coarse-grained visual nodes based on clustering. We regard salient visual regions as coarse-grained visual nodes. Due to the lack of natural salient visual regions, we detect them by applying a density-based clustering method DBSCAN [9, 19] to coarse-grained textual nodes. The intuitive idea is that the salience of a region is related to the concentration of texts in it. Specifically, we views textual nodes clusters as high-density regions separated by low-density regions. A node is in regions of high-density if there exist m other nodes with a distance of r where m and r are hyper-parameters. We define the distance between nodes \mathcal{V}_{ct}^i and \mathcal{V}_{ct}^j as follows:

$$\text{dist}(i, j) = \sqrt{(\text{dist}_x(i, j))^2 + (\text{dist}_y(i, j))^2}, \quad (8)$$

$$\text{dist}_x(i, j) = \max(\max(x_i^0, x_j^0) - \min(x_i^1, x_j^1), 0), \quad (9)$$

$$\text{dist}_y(i, j) = \max(\max(y_i^0, y_j^0) - \min(y_i^1, y_j^1), 0), \quad (10)$$

where $\text{dist}_x(i, j)$ and $\text{dist}_y(i, j)$ represent the horizontal and vertical distance between the boundaries of two boxes. Some clusters of coarse-grained text nodes are obtained and regarded as coarse-grained visual nodes. The bounding box of a coarse-grained visual node is a rectangle that just covers all bounding boxes of coarse-grained textual nodes in the corresponding cluster. We denote the

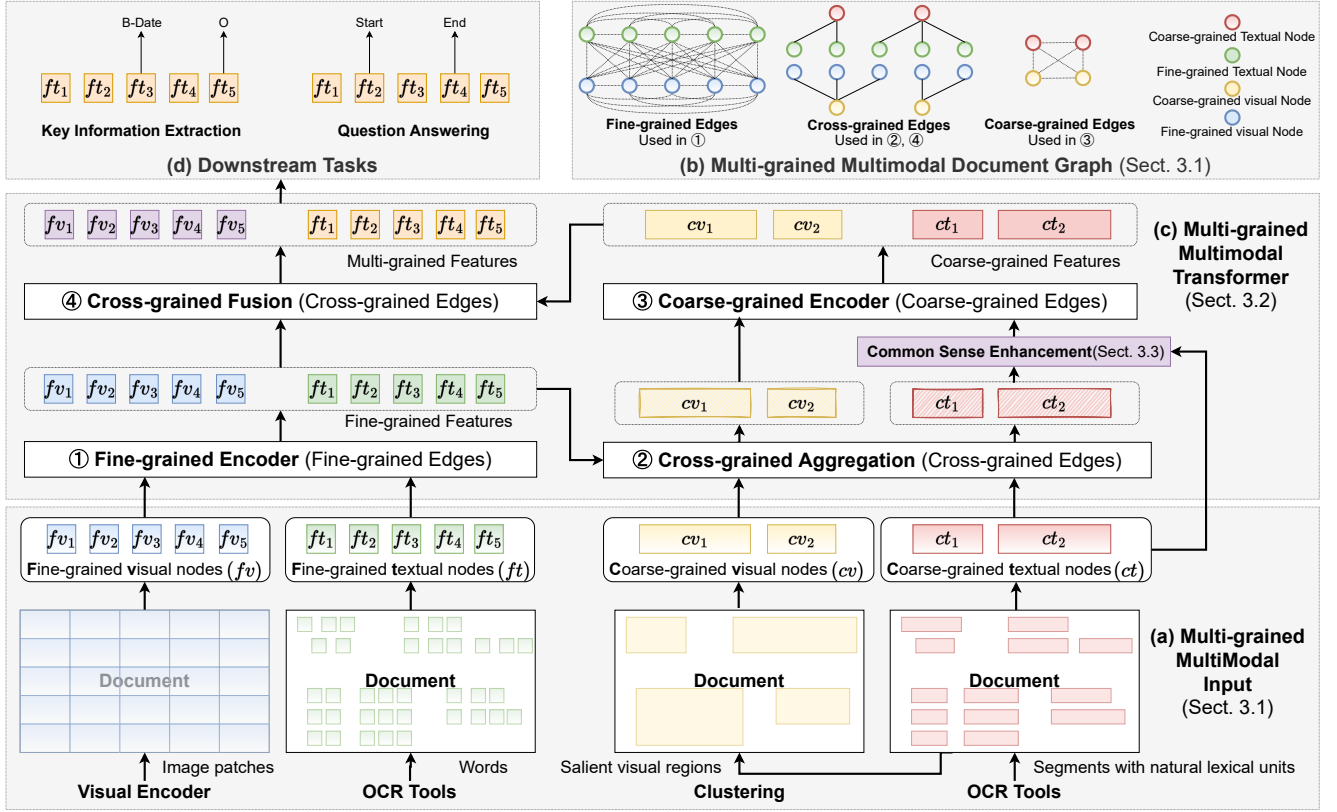


Figure 2: Overall architecture of mmLayout. (a) Multi-grained Multimodal Input: a clustering-based method is proposed to construct coarse-grained visual nodes. (b) Multi-grained Multimodal Document Graph: it models complex relations among multi-grained multimodal elements in document. (c) Multi-grained Multimodal Transformer (mmLayout): ① Fine-grained semantic features are extracted by the Fine-grained Encoder ② Fine-grained features are aggregated according to cross-grained edges and common sense enhancement is applied (in Fig. 3). ③ Coarse-grained semantic features are extracted by the Coarse-grained Encoder. ④ Fine-grained and coarse-grained features are used to generate multi-grained features for prediction.

coarse-grained visual nodes and their bounding boxes as \mathcal{V}_{cv} and $\mathbf{B}_{cv} = \{b_1^{cv}, b_2^{cv}, \dots, b_p^{cv}\}$ respectively where P is the number of coarse-grained visual nodes. One reason to choose DBSCAN is that it can generate different numbers of clusters for different documents, accommodating diversity of document layouts. The number of salient visual regions is affected by the radius r (see Sect 4.3).

Edges. Three types of edges are constructed (see Fig. 2(b)). It is difficult to directly model the fine-grained edges \mathcal{E}_f and coarse-grained edges \mathcal{E}_c among multimodal nodes. So we regard them as fully connected and learn soft connections by global graph attention, which is equivalent to self-attention in Transformer (see Fig. 2(c)). Instead, cross-grained edges \mathcal{E}_{cf} among multi-grained single modal nodes are directly determined by the layout. Specifically, a fine-grained textual node, i.e. a word, is connected to a coarse-grained textual node, i.e. a text segment, containing it. A fine-grained visual node is connected to the coarse-grained visual node with the largest IOU (Intersection over Union) of its bounding box. Note that a coarse-grained node can be connected to multiple fine-grained nodes of the same modal, whereas a fine-grained node can only be connected to one coarse-grained node.

3.2 Model Architecture

Given a document graph \mathcal{G} , fine-grained semantic features are extracted by the *Fine-grained Encoder*. Then, coarse-grained semantic features are extracted by the *Cross-grained Aggregation* and *Coarse-grained Encoder*. At last, coarse-grained features are fused back into fine-grained by the *Cross-grained Fusion* for prediction.

Input representation. Given the document graph $\mathcal{G} = (\mathcal{V}, \mathcal{E})$, the input embedding for the *Fine-grained Encoder* is as follows:

$$I_f = \text{Concat}(E_{\text{text}}(\mathcal{V}_{ft}) + E_{\text{layout}}(\mathcal{B}_{ft}), E_{\text{visual}}(\mathcal{V}_{fv}) + E_{\text{layout}}(\mathcal{B}_{fv})), \quad (11)$$

where E_{text} , E_{visual} , and E_{layout} are the textual, visual, and layout embedding layers defined in Equation (1), (2), and (3) in Section 2 respectively.

Fine-grained Encoder. The *Fine-grained Encoder* takes fine-grained spatial-aware multimodal embedding as input and generates context-aware features for fine-grained nodes by graph attention according to fully connected fine-grained edges (see Fig. 2(b)). It consists of a stack of spatial-aware multimodal Transformer layers to learn interaction between fine-grained elements as follows:

$$H_{f,i+1} = \text{LN}(\text{FFN}(\text{LN}(\text{Spatial-MHA}(H_{f,i}, \{\mathcal{B}_{ft}, \mathcal{B}_{fv}\})))), \quad (12)$$

where Spatial-MHA is the spatial-aware self-attention (see Sect. 2), and LN and FFN are the layer norm and fully connected feed-forward network respectively. The $\mathbf{H}_{f,i}$ is the output of layer i and the initial input is set to $\mathbf{H}_{f,0} = \mathcal{I}_f$. The output of the *Fine-grained Encoder* is denoted to $\mathbf{H}_{f,N}$ where N is the number of layers. The *Fine-grained Encoder* in our model is consistent with many existing pre-trained layout-aware multimodal Transformers, allowing us to directly leverage their capabilities. And it can be also viewed as performing graph attention between fine-grained nodes in the document graph. To incorporate coarse-grained information into $\mathbf{H}_{f,N}$, we further process it with the *Coarse-grained Encoder*.

Coarse-grained Aggregation. At first, the initial features of coarse-grained nodes \mathcal{I}'_c are obtained by aggregating fine-grained features $\mathbf{H}_{f,N}$ according to cross-grained edges \mathcal{E}_{cf} as follows:

$$\mathcal{I}'_c = \{h'_{c,0} \mid h'_{c,0} = \sum_{(i,j) \in \mathcal{E}_{cf}} \mathbf{H}_{f,N}^j\} = \{\mathcal{I}'_{c,t}, \mathcal{I}'_{c,v}\}, \quad (13)$$

where $\mathcal{I}'_{c,t}$ and $\mathcal{I}'_{c,v}$ represent the features of coarse-grained textual and visual nodes respectively. To enhance the semantic information of coarse-grained textual nodes, the common knowledge extracted from text segments is fused into features $\mathcal{I}'_{c,t}$, and the new features are denoted as $\mathcal{I}''_{c,t}$ (details in Sect. 3.3). Combined with the coarse-grained layout information, the coarse-grained input representation is as follows:

$$\mathcal{I}_c = \text{Concat}(\mathcal{I}''_{c,t} + E_{\text{layout}}(\mathcal{B}_{ct}), \mathcal{I}'_{c,v} + E_{\text{layout}}(\mathcal{B}_{cv})), \quad (14)$$

where E_{layout} represents the layout embedding that is shared with the *Fine-grained Encoder*.

Coarse-grained Encoder. To extract the relations and semantics from coarse-grained elements connected by coarse-grained edges (see Fig. 2(b)), we apply another stack of canonical Transformer layers as *Coarse-grained Encoder* as follows:

$$\mathbf{H}_{c,i+1} = \text{LN}(\text{FFN}(\text{LN}(\text{MHA}(\mathbf{H}_{c,i})))), \quad (15)$$

where MHA is the canonical multi-head self-attention mechanism. The $\mathbf{H}_{c,i}$ is the output of layer i and the initial input is set to $\mathbf{H}_{c,0} = \mathcal{I}_c$. The output of the *Coarse-grained Encoder* is denoted to $\mathbf{H}_{c,M}$ where M is the number of layers. We also try to use spatial-aware self-attention in *Coarse-grained Encoder*, but find no additional benefits compared to the canonical version.

Experimental results show that equipping existing base models with a few layers of *Coarse-grained Encoder* can outperform existing large models on multiple datasets. Although the *Coarse-grained Encoder* introduces additional parameters on base models, it keeps a smaller total number of parameters than the large one.

Cross-grained Fusion. Finally, for each fine-grained node, we fuse the feature of itself and the feature of the coarse-grained node corresponding to it as follows:

$$\mathbf{H} = \{h^i \mid h^i = \mathbf{H}_{f,N}^i + \mathbf{H}_{c,M}^j, (i, j) \in \mathcal{E}_{cf}\}, \quad (16)$$

where $i \in (1, L + W \times H)$ and \mathbf{H} is used for different tasks.

3.3 Common Sense Enhancement

To obtain feature of a coarse-grained textual node, features of fine-grained textual nodes belonging to it are directly aggregated (in Equation (13)). However, simple aggregation may result in the semantic confusion caused by the fact that a textual segment may

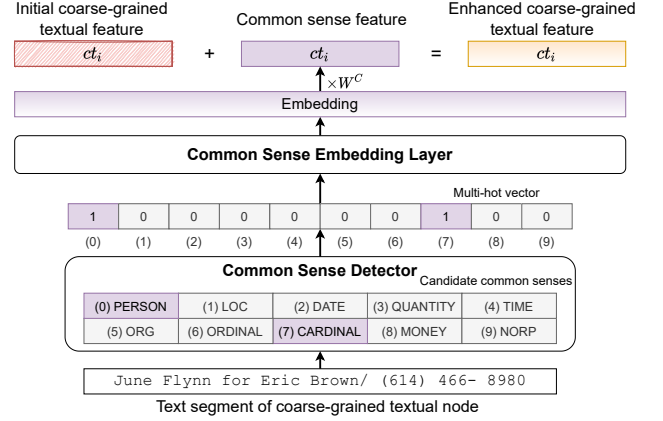


Figure 3: Common sense enhancement. The Common Sense Detector detects common senses contained in the text segment from candidate common senses and generates a multi-hot vector to obtain the final common sense embedding.

contain multiple natural lexical units. To solve this problem, we propose a common sense enhancement strategy to detect common knowledge in natural semantic units contained in segments. Then, we incorporate this knowledge into features of segments to compensate for the loss of important semantic information. Specifically, given a coarse-grained textual node \mathcal{V}_{ct}^i with initial feature \mathcal{I}_{ct}^i and raw text segment s_i , we detect common senses contained in the text segment from K candidate common senses by an open source tool spaCy¹ (see Fig. 3) and generate a multi-hot vector $C_i \in \mathbb{R}^K$. Then, we create a learnable common sense embedding matrix E_c with size $K \times d$ and E_c^k represents the embedding of common sense entity type k . The common sense embedding for node \mathcal{V}_{ct}^i is calculated as follows:

$$C'_i = W^C E_c^T C_i, \quad (17)$$

where W^C is a projection transform for dimensional alignment and $\mathcal{I}''_{ct} = \mathcal{I}_{ct} + C'_i$. Note that common sense entity categories are different from the categories in the downstream named entity recognition tasks and are task-independent. The core idea is that common sense information, such as person and institution, is helpful for model to understand the document.

4 EXPERIMENTS

4.1 Experimental Settings

Datasets. We conduct experiments on three Information Extraction tasks, including FUNSD [17], CORD [30], and SROIE [15], and a Document Question Answering task DocVQA [29]. We regard the entity extraction on FUNSD, CORD and SROIE as sequential labeling tasks and evaluate performance on them with entity-level F1 score. We evaluate the performance on DocVQA with the Average Normalized Levenshtein Similarity (ANLS) score.

Baselines. We compare our method with: (1) text-only pre-trained models BERT [8] and UniLMv2 [3]; (2) a layout-aware language model BROS [14]; (3) LayoutLM [39], LayoutLMv2 [41],

¹<https://spacy.io/>

Table 1: Performance (entity level F1 score) on FUNSD, CORD, and SROIE.

Method	Fine-grained Information			Coarse-grained Information			FUNSD	CORD	SROIE
	Text	Vision	Layout	Text	Vision	Layout			
BERT _{base}	✓						0.6026	0.8968	0.9099
UniLMv2 _{base}	✓						0.6648	0.9092	0.9459
BROS _{base}	✓		✓				0.8305	0.9650	0.9628
LayoutLM _{base}	✓	✓	✓				0.7866	0.9472	0.9438
LayoutLMv2 _{base}	✓	✓	✓				0.8276	0.9495	0.9625
DocFormer _{base}	✓	✓	✓				0.8334	0.9633	-
StrucText _{base}	✓	✓	✓	✓			0.8309	-	0.9688
SelfDoc _{base}	✓	✓	✓	✓			0.8336	-	-
mmLayout _{base}	✓	✓	✓	✓	✓	✓	0.8602	0.9723	0.9763
BERT _{large}	✓						0.6563	0.9025	0.9200
UniLMv2 _{large}	✓						0.7072	0.9205	0.9488
BROS _{large}	✓		✓				0.8452	0.9728	0.9662
LayoutLM _{large}	✓	✓	✓				0.7895	0.9493	0.9524
LayoutLMv2 _{large}	✓	✓	✓				0.8420	0.9601	0.9781
DocFormer _{large}	✓	✓	✓				0.8455	0.9699	-
StructuralLM _{large}	✓	✓	✓			✓	0.8514	-	-
mmLayout _{large}	✓	✓	✓	✓	✓	✓	0.8649	0.9738	0.9791

and DocFormer [2], which are layout-aware Transformers with fine-grained text and visual information. (4) StructuralLM [22] with coarse-grained layout information of text. (5) SelfDoc [23] and StrucText [24] with coarse-grained textual information.

Training details. Our model consists of *Fine-grained Encoder* and *Coarse-grained Encoder* and we train our models with two different parameter sizes. For the base model, we use a 12-layer 12-head Transformer encoder as the *Fine-grained Encoder* and it is initialized with LayoutLMv2_{base}. For the large model, we use a 24-layer 16-head Transformer encoder initialized with LayoutLMv2_{large}. The *Coarse-grained Encoder* is also a Transformer and the number of layers of it is searched from 1 to 5 according to the performance on validation data for different tasks. The visual encoder in our method is also initialized with parameters of visual encoder in LayoutLMv2. We use Adam optimizer for all tasks. The initial learning rate is 5e-5 for base model and 2e-5 for the large model. We use the weight decay of 0.01 and the learning rate is linearly warmed up and then linearly decayed. The value of radius r is set to 30, 15, 30 and 50 for FUNSD, CORD, SROIE and DocVQA respectively. More details about training are provided in the supplementary materials.

4.2 Overall Performance

Information Extraction tasks. The performance of our method and baselines on Information Extraction tasks are listed in Table 1. All layout-aware models outperform the text-only models BERT and UniLMv2. By introducing coarse-grained information, our model achieves significant improvement over LayoutLMv2. Our base model outperforms LayoutLMv2_{base} by **3.26%** F1 score on FUNSD, **2.28%** F1 score on CORD, and **1.38%** F1 score on SROIE.

Table 2: Performance on DocVQA

Method	Information	ANLS
BERT _{base}	Text only	0.6354
BERT _{large}		0.6768
UniLMv2 _{base}		0.7134
UniLMv2 _{large}		0.7709
LayoutLM _{base}		0.6979
LayoutLM _{large}	Fine-grained text + vision + layout	0.7259
LayoutLMv2 _{base}		0.7808
LayoutLMv2 _{large}		0.8348
mmLayout _{base}	Multi-grained text + vision + layout	0.7915
mmLayout _{large}		0.8366

Table 3: We compare the effects of different components on the performance (F1) of the model on FUNSD and CORD.

Model	FUNSD	CORD
mmLayout _{base}	0.8602	0.9723
w/o Coarse-grained Encoder	0.8511	0.9677
w/o Common Sense Enhancement	0.8574	0.9631
w/o Aggregation with Cross-grained Edges	0.8276	0.9495

One possible concern is that our base model outperforms LayoutLM with the extra number of parameters of *Coarse-grained Encoder*. In fact, on the contrary, our base model even outperforms LayoutLMv2_{large} by **1.82%** F1 score on FUNSD, **1.22%** F1 score on CORD while using fewer parameters. By using a larger *Fine-grained*

Table 4: Effects of the number of layers for *Coarse-grained Encoder*. The (i, CL) represents the *Coarse-grained Encoder* contains i Transformer layers.

Model	FUNSD	CORD	SROIE	#Params
LayoutLMv2 _{base}	0.8276	0.9495	0.9625	200M
mmLayout _{base} (1,CL)	0.8586	0.9723	0.9711	208M
mmLayout _{base} (2,CL)	0.8563	0.9646	0.9763	215M
mmLayout _{base} (3,CL)	0.8515	0.9688	0.9712	222M
mmLayout _{base} (4,CL)	0.8502	0.9642	0.9741	229M
mmLayout _{base} (5,CL)	0.8602	0.9683	0.9733	236M
LayoutLMv2 _{large}	0.8420	0.9601	0.9781	426M

Table 5: Effects of radius r in clustering visual regions.

Radius	5	10	30	50	100
FUNSD	0.8526	0.8528	0.8602	0.8509	0.8554

Encoder, our large model achieves better performance than our base model.

Document Question Answering. We evaluate the performance on DocVQA with the Average Normalized Levenshtein Similarity (ANLS) score. Our base model outperforms LayoutLMv2_{base} by **1.07%** ANLS score and our large model outperforms LayoutLMv2_{large} by **0.18%** ANLS score. Compared with the Information Extraction task, our method brings less benefit to the Document Question Answering task. One possible reason is that in our method, coarse-grained information is constructed based on the contents of the document itself, without considering the impact of the question.

4.3 Ablation Studies

To understand the impact of components in *mmLayout*, we conduct ablation studies on the base model.

Ablation of components. We analyze the impact of each component on FUNSD and CORD. Table 3 shows that each component is useful for document understanding. Without the aggregation with *cross-grained edges*, our method degrades to LayoutLMv2 and the performance declines sharply. The Common Sense Enhancement affects CORD more than FUNSD, consistent with the fact that the entity labeling of CORD relies on more common sense.

Ablation of layers of *Coarse-grained Encoder*. The *Coarse-grained Encoder* introduces extra parameters and the impact of the number of layers of it is shown in Table 4. We find that the performance of the model does not increase steadily with the increase of coarse-grained encoder layers. The reason is that coarse-grained and fine-grained features are fused for downstream tasks leading to competition between them, and different tasks have different degrees of preference for coarse-grained and fine-grained information. Moreover, results in Table 4 show that equipping existing base models with a few layers of *Coarse-grained Encoder* can outperform existing large models, while using fewer parameters.

Ablation of radius r in clustering. The number of salient visual regions detected for a document is affected by the radius r . When r is too small, the obtained visual regions are too small

to maintain high-level structural information. Conversely, a large value of r results in regions that are large but not salient. Table 5 shows the affect of radius r on performance of model on FUNSD. Figure 4 visualizes the salient visual regions corresponding to different radius. When $r = 30$, the resulting visual regions are more reasonable. When $r = 100$, the visual regions are too large, conversely, when $r = 5$, the visual regions are too small.

4.4 Visualization and Case Studies

Visualization of salient visual regions. Figure 5 shows the salient visual regions of different samples detected by our method. Semantic regions, such as header regions and list regions, are detected by our method. These regions are of great help to the model in document understanding.

Case studies. We visualize prediction results of some samples in Figure 6. As shown in Figure 6(a), it is not easy to realize that “(614)”, “466-”, and “5087” belong to a fax number by looking at them separately. By looking at them as a whole, our model can accurately recognize that they belong to the same fax number. Similarly, as shown in Figure 6(b), it is hard to understand the token NPT on its own, but with the help of information in the same natural semantic unit, our model realizes that it belongs to an AD number. As shown in Figure 6(c), thanks to the common sense enhancement, our method can accurately understand words with specific meanings, such as B&W is a company. The sample in Figure 6(d) shows that our method can infer the type of an entity according to entities in the same salient visual region.

5 RELATED WORK

Visually-rich document understanding. Early works on VrDU are based on single modal or shallow multimodal fusion models. [7, 18, 26, 34, 35, 42, 45, 48] exploit the layout and visual information of text in documents based on CNNs. [5, 27, 32, 37, 44] model complex layout relationships in documents by static or dynamic graphs and extract structural information by GNNs. [28, 36] extract information from form-like document image based on language Transformers. Recently, many layout-aware pre-trained Transformers for VrDU have been proposed [2, 10, 14, 16, 20, 22–24, 31, 39–41]. LayoutLMv2 proposes a pre-trained layout-aware multimodal Transformer based on the spatial-aware self-attention mechanism. TILT [31] proposes a pre-trained layout-aware multimodal encoder-decoder Transformer to unify a variety of problems involving natural language. Further, [11, 47] attempt to adapt layout-aware pre-trained models to better address downstream document understanding tasks.

However, existing layout-aware multimodal Transformers ignore the valuable coarse-grained information like natural units and salient visual regions. Several efforts take them into account but are incomplete [22–24]. In this paper, we argue both fine-grained and coarse-grained multimodal information is helpful for document understanding and try to incorporate coarse-grained information into existing pre-trained layout-aware multimodal Transformers.

Multi-grained information. Several works have shown that multi-grained information is helpful for the understanding of both natural language and visual contents. AMBERT [46] and LICHEE [12] generate both coarse-grained and fine-grained tokens for a

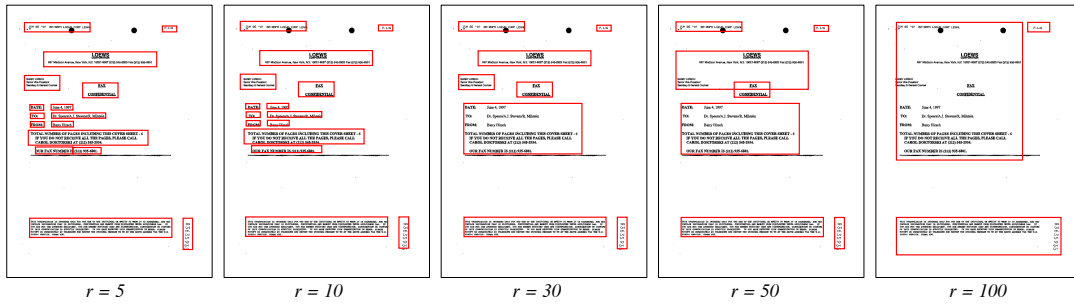


Figure 4: Visualization of salient visual regions generated by clustering with different values of radius r in FUNSD.




Figure 5: Visualization of salient visual regions of different documents generated by clustering with radius $r = 30$ in FUNSD.

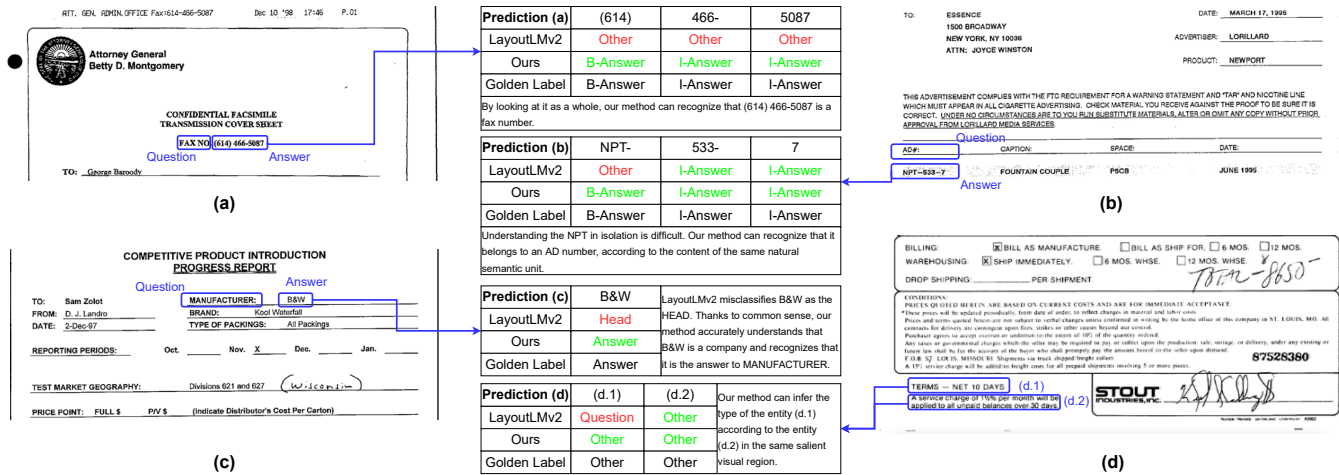


Figure 6: Visualization of examples in FUNSD. Thanks to coarse-grained information from natural lexical units and salient visual regions, as well as additional common senses, our method can recognize entities more accurately.

sentence using two different tokenizers respectively. TNT [13] divides the input images into several patches as “visual sentence” and then further divides them into sub-patches as “visual words”.

6 CONCLUSION

We propose a multi-grained multimodal Transformer named **mm-Layout** based on the document graph to take coarse-grained information, including natural lexical units and salient visual regions, into account for document understanding. We propose a clustering-based method to detect salient visual regions by text segments and propose a common sense enhancement strategy to exploit natural

lexical units in text segments. Experimental results on Information Extraction and Document Question Answering tasks show that, with the help of coarse-grained information, our method can solve the document understanding tasks well. In the future, we will explore how to introduce more visual information into the detection of salient visual regions, rather than only the textual layout information used in the paper.

ACKNOWLEDGMENTS

This work was supported by the National Key R&D Program of China (No. 2018AAA0101900), the NSFC projects (No. 62072399,

No. U19B2042, No. 61402403), Chinese Knowledge Center for Engineering Sciences and Technology, MoE Engineering Research Center of Digital Library, and the Fundamental Research Funds for the Central Universities (No. 226-2022-00070).

REFERENCES

- Peter Anderson, Xiaodong He, Chris Buehler, Damien Teney, Mark Johnson, Stephen Gould, and Lei Zhang. 2018. Bottom-Up and Top-Down Attention for Image Captioning and Visual Question Answering. In *CVPR 2018*. IEEE, Salt Lake City, UT, 6077–6086. <https://doi.org/10.1109/CVPR.2018.00636>
- Srikar Appalaraju, Bhavan Jasani, Bhargava Urala Kota, Yusheng Xie, and R. Manmatha. 2021. DocFormer: End-to-End Transformer for Document Understanding. In *ICCV 2021*. 993–1003.
- Hangbo Bao, Li Dong, Furu Wei, Wenhui Wang, Nan Yang, Xiaodong Liu, Yu Wang, Jianfeng Gao, Songhao Piao, Ming Zhou, and Hsiao-Wuen Hon. 2020. UniLMv2: Pseudo-Masked Language Models for Unified Language Model Pre-Training. In *Proceedings of the 37th International Conference on Machine Learning*. PMLR, 642–652.
- Deng Cai and Wai Lam. 2019. Graph Transformer for Graph-to-Sequence Learning. In *AAAI 2020*.
- Manuel Carbonell, Pau Riba, Mauricio Villegas, Alicia Fornes, and Josep Lladós. 2021. Named Entity Recognition and Relation Extraction with Graph Neural Networks in Semi Structured Documents. In *ICPR 2020*. IEEE, Milan, Italy, 9622–9627. <https://doi.org/10.1109/ICPR48806.2021.9412669>
- Lei Cui, Yiheng Xu, Tengchao Lv, and Furu Wei. 2021. Document AI: Benchmarks, Models and Applications. *arXiv:2111.08609 [cs]* (Nov. 2021). [arXiv:2111.08609 \[cs\]](https://arxiv.org/abs/2111.08609)
- Timo I. Denk and Christian Reisswig. 2019. BERTgrid: Contextualized Embedding for 2D Document Representation and Understanding. In *NeurIPS 2019 Workshop*.
- Jacob Devlin, Ming-Wei Chang, Kenton Lee, and Kristina Toutanova. 2019. BERT: Pre-training of Deep Bidirectional Transformers for Language Understanding. In *Proceedings of the 2019 Conference of the North American Chapter of the Association for Computational Linguistics: Human Language Technologies, Volume 1 (Long and Short Papers)*. Association for Computational Linguistics, Minneapolis, Minnesota, 4171–4186. <https://doi.org/10.18653/v1/N19-1423>
- Martin Ester, Hans-Peter Kriegel, Jörg Sander, and Xiaowei Xu. 1996. Density-based spatial clustering of applications with noise. In *Int. Conf. Knowledge Discovery and Data Mining*, Vol. 240. 6.
- Łukasz Garncaerek, Rafał Powalski, Tomasz Stanisławek, Bartosz Topolski, Piotr Halama, Michał Turski, and Filip Graliński. 2021. LAMBERT: Layout-Aware Language Modeling for Information Extraction. In *ICDAR 2021 (Lecture Notes in Computer Science)*, Josep Lladós, Daniel Lopresti, and Seiichi Uchida (Eds.). Springer International Publishing, Cham, 532–547. https://doi.org/10.1007/978-3-030-86549-8_34
- Zhangxuan Gu, Changhua Meng, Ke Wang, Jun Lan, Weiqiang Wang, Ming Gu, and Liqing Zhang. 2022. XYLayoutLM: Towards Layout-Aware Multimodal Networks For Visually-Rich Document Understanding. In *CVPR 2022*. 10.
- Weidong Guo, Mingjun Zhao, Lusheng Zhang, Di Niu, Jinwen Luo, Zhenhua Liu, Zhenyang Li, and Jianbo Tang. 2021. LICHEE: Improving Language Model Pre-training with Multi-grained Tokenization. In *ACL 2021 Findings*. Association for Computational Linguistics, Online, 1383–1392. <https://doi.org/10.18653/v1/2021.findings-acl.119>
- Kai Han, An Xiao, Enhua Wu, Jianyuan Guo, Chunjing Xu, and Yunhe Wang. 2021. Transformer in Transformer. In *NeurIPS 2021*.
- Teakgyu Hong, Donghyun Kim, Mingi Ji, Wonseok Hwang, Daehyun Nam, and Sungrae Park. 2022. BROS: A Pre-Trained Language Model Focusing on Text and Layout for Better Key Information Extraction from Documents. In *AAAI 2022*.
- Zheng Huang, Kai Chen, Jianhua He, Xiang Bai, Dimosthenis Karatzas, Shijian Lu, and C. V. Jawahar. 2019. ICDAR 2019 Competition on Scanned Receipt OCR and Information Extraction. In *ICDAR 2019*. 1516–1520. <https://doi.org/10.1109/ICDAR.2019.00244>
- Wonseok Hwang, Jinyeong Yim, Seunghyun Park, Sohee Yang, and Minjoon Seo. 2021. Spatial Dependency Parsing for Semi-Structured Document Information Extraction. In *ACL 2021 Findings*.
- Guillaume Jaume, Hazim Kemal Ekenel, and Jean-Philippe Thiran. 2019. FUNSD: A Dataset for Form Understanding in Noisy Scanned Documents. In *ICDAR 19 OST Workshop*.
- Anoop Raveendra Katti, Christian Reisswig, Cordula Guder, Sebastian Brarda, Steffen Bickel, Johannes Höhne, and Jean Baptiste Faddoul. 2018. Chargrid: Towards Understanding 2D Documents. In *EMNLP 2018*.
- Kamran Khan, Saif Ur Rehman, Kamran Aziz, Simon Fong, and S. Sarasvady. 2014. DBSCAN: Past, Present and Future. In *The Fifth International Conference on the Applications of Digital Information and Web Technologies (ICADIWT 2014)*. 232–238. <https://doi.org/10.1109/ICADIWT.2014.6814687>
- Chen-Yu Lee, Chun-Liang Li, Timothy Dozat, Vincent Perot, Guolong Su, Nan Hua, Joshua Ainslie, Renshen Wang, Yasuhisa Fujii, and Tomas Pfister. 2022. FormNet: Structural Encoding beyond Sequential Modeling in Form Document Information Extraction. In *ACL 2022*. <https://doi.org/10.48550/arXiv.2203.08411>
- Kuang-Huei Lee, Xi Chen, Gang Hua, Houdong Hu, and Xiaodong He. 2018. Stacked Cross Attention for Image-Text Matching. In *Proceedings of the European Conference on Computer Vision (ECCV)*. 201–216.
- Chenliang Li, Bin Bi, Ming Yan, Wei Wang, Songfang Huang, Fei Huang, and Luo Si. 2021. StructuralLM: Structural Pre-training for Form Understanding. In *ACL 2021*.
- Peizhao Li, Jiuxiang Gu, Jason Kuen, Vlad I. Morariu, Handong Zhao, Rajiv Jain, Varun Manjunatha, and Hongfu Liu. 2021. SelfDoc: Self-Supervised Document Representation Learning. In *CVPR 2021*. 5652–5660.
- Yulin Li, Yuxi Qian, Yuchen Yu, Xiangem Qin, Chengquan Zhang, Yan Liu, Kun Yao, Junyu Han, Jingtuo Liu, and Errui Ding. 2021. StructText: Structured Text Understanding with Multi-Modal Transformers. In *ACM MM 2021*.
- Tsung-Yi Lin, Piotr Dollár, Ross Girshick, Kaiming He, Bharath Hariharan, and Serge Belongie. 2017. Feature Pyramid Networks for Object Detection. In *Proceedings of the IEEE Conference on Computer Vision and Pattern Recognition*. 2117–2125.
- Weihong Lin, Qifang Gao, Lei Sun, Zhuoyao Zhong, Kai Hu, Qin Ren, and Qiang Huo. 2021. ViBERTgrid: A Jointly Trained Multi-modal 2D Document Representation for Key Information Extraction from Documents. In *ICDAR 2021 (Lecture Notes in Computer Science)*, Josep Lladós, Daniel Lopresti, and Seiichi Uchida (Eds.). Springer International Publishing, Cham, 548–563. https://doi.org/10.1007/978-3-030-86549-8_35
- Xiaojing Liu, Feiyu Gao, Qiong Zhang, and Huasha Zhao. 2019. Graph Convolution for Multimodal Information Extraction from Visually Rich Documents. In *NAACL-HLT 2019*. Association for Computational Linguistics, Minneapolis, Minnesota, 32–39. <https://doi.org/10.18653/v1/N19-2005>
- Bodhisattwa Prasad Majumder, Navneet Potti, Sandeep Tata, James Bradley Wendt, Qi Zhao, and Marc Najork. 2020. Representation Learning for Information Extraction from Form-like Documents. In *ACL 2020*. Association for Computational Linguistics, Online, 6495–6504. <https://doi.org/10.18653/v1/2020.acl-main.580>
- Minesh Mathew, Dimosthenis Karatzas, and C. V. Jawahar. 2021. DocVQA: A Dataset for VQA on Document Images. In *WACV 2021*. IEEE, Waikoloa, HI, USA, 2199–2208. <https://doi.org/10.1109/WACV48630.2021.00225>
- Seunghyun Park, Seung Shin, Bado Lee, Junyeop Lee, Jaehung Surh, Minjoon Seo, and Hwalsuk Lee. 2019. COD: A Consolidated Receipt Dataset for Post-OCR Parsing. In *NeurIPS 2019*. 4.
- Rafał Powalski, Łukasz Borchmann, Dawid Jurkiewicz, Tomasz Dwojak, Michał Pietruszka, and Gabriela Palka. 2021. Going Full-TILT Boogie on Document Understanding with Text-Image-Layout Transformer. In *ICDAR 2021*.
- Yujie Qian, Enrico Santus, Zhijing Jin, Jiang Guo, and Regina Barzilay. 2019. GraphIE: A Graph-Based Framework for Information Extraction. In *NAACL-HLT 2019*. Association for Computational Linguistics, Minneapolis, Minnesota, 751–761. <https://doi.org/10.18653/v1/N19-1082>
- Nils Reimers and Iryna Gurevych. 2019. Sentence-BERT: Sentence Embeddings Using Siamese BERT-Networks. In *Proceedings of the 2019 Conference on Empirical Methods in Natural Language Processing and the 9th International Joint Conference on Natural Language Processing (EMNLP-IJCNLP)*. Association for Computational Linguistics, Hong Kong, China, 3982–3992. <https://doi.org/10.18653/v1/D19-1410>
- Ritesh Sarkhel and Arnab Nandi. 2019. Deterministic Routing between Layout Abstractions for Multi-Scale Classification of Visually Rich Documents. In *IJCAI 2019*. International Joint Conferences on Artificial Intelligence Organization, Macao, China, 3360–3366. <https://doi.org/10.24963/ijcai.2019/466>
- Jiapeng Wang, Chongyu Liu, Lianwen Jin, Guozhi Tang, Jiabin Zhang, Shuaitao Zhang, Qianying Wang, Yaqiang Wu, and Mingxiang Cai. 2021. Towards Robust Visual Information Extraction in Real World: New Dataset and Novel Solution. In *AAAI 2021*, Vol. 35. 2738–2745.
- Zilong Wang, Mingjie Zhan, Xuebo Liu, and Ding Liang. 2020. DocStruct: A Multimodal Method to Extract Hierarchy Structure in Document for General Form Understanding. In *EMNLP 2020 Findings*. Association for Computational Linguistics, Online, 898–908. <https://doi.org/10.18653/v1/2020.findings-emnlp.80>
- Mengxi Wei, Yifan He, and Qiong Zhang. 2020. Robust Layout-aware IE for Visually Rich Documents with Pre-trained Language Models. In *ACM SIGIR 2020 (SIGIR '20)*. Association for Computing Machinery, New York, NY, USA, 2367–2376. <https://doi.org/10.1145/3397271.3401442>
- Saining Xie, Ross Girshick, Piotr Dollár, Zhuowen Tu, and Kaiming He. 2017. Aggregated Residual Transformations for Deep Neural Networks. In *2017 IEEE Conference on Computer Vision and Pattern Recognition (CVPR)*. 5987–5995. <https://doi.org/10.1109/CVPR.2017.634>
- Yiheng Xu, Minghao Li, Lei Cui, Shaohan Huang, Furu Wei, and Ming Zhou. 2020. LayoutLM: Pre-training of Text and Layout for Document Image Understanding. In *KDD 2020*. 1192–1200. <https://doi.org/10.1145/3394486.3403172>
- Yiheng Xu, Tengchao Lv, Lei Cui, Guoxin Wang, Yijuan Lu, Dinei Florencio, Cha Zhang, and Furu Wei. 2021. LayoutXML: Multimodal Pre-training for Multilingual Visually-rich Document Understanding. *arXiv:2104.08836 [cs]* (April 2021). [arXiv:2104.08836 \[cs\]](https://arxiv.org/abs/2104.08836)

- [41] Yang Xu, Yiheng Xu, Tengchao Lv, Lei Cui, Furu Wei, Guoxin Wang, Yijuan Lu, Dinei Florencio, Cha Zhang, Wanxiang Che, Min Zhang, and Lidong Zhou. 2021. LayoutLMv2: Multi-modal Pre-training for Visually-rich Document Understanding. In *ACL 2021*. Association for Computational Linguistics, Online, 2579–2591. <https://doi.org/10.18653/v1/2021.acl-long.201>
- [42] Xiao Yang, Ersin Yumer, Paul Asente, Mike Kralej, Daniel Kifer, and C. Lee Giles. 2017. Learning to Extract Semantic Structure from Documents Using Multimodal Fully Convolutional Neural Networks. In *CVPR 2017*. 4342–4351. <https://doi.org/10.1109/CVPR.2017.462>
- [43] Chengxuan Ying, Tianle Cai, Shengjie Luo, Shuxin Zheng, Guolin Ke, Di He, Yanming Shen, and Tie-Yan Liu. 2021. Do Transformers Really Perform Bad for Graph Representation?. In *NeurIPS 2021*.
- [44] Wenwen Yu, Ning Lu, Xianbiao Qi, Ping Gong, and Rong Xiao. 2020. PICK: Processing Key Information Extraction from Documents Using Improved Graph Learning-Convolutional Networks. In *ICPR 2020*.
- [45] Peng Zhang, Yunlu Xu, Zhazhan Cheng, Shiliang Pu, Jing Lu, Liang Qiao, Yi Niu, and Fei Wu. 2020. TRIE: End-to-End Text Reading and Information Extraction for Document Understanding. In *ACM MM 2020*. ACM, Seattle WA USA, 1413–1422. <https://doi.org/10.1145/3394171.3413900>
- [46] Xinsong Zhang, Pengshuai Li, and Hang Li. 2021. AMBERT: A Pre-trained Language Model with Multi-Grained Tokenization. In *ACL 2021 Findings*. Association for Computational Linguistics, Online, 421–435. <https://doi.org/10.18653/v1/2021.findings-acl.37>
- [47] Yue Zhang, Zhang Bo, Rui Wang, Junjie Cao, Chen Li, and Zuyi Bao. 2021. Entity Relation Extraction as Dependency Parsing in Visually Rich Documents. In *Proceedings of the 2021 Conference on Empirical Methods in Natural Language Processing*. Association for Computational Linguistics, Online and Punta Cana, Dominican Republic, 2759–2768. <https://doi.org/10.18653/v1/2021.emnlp-main.218>
- [48] Xiaohui Zhao, Endi Niu, Zhuo Wu, and Xiaoguang Wang. 2019. CUTIE: Learning to Understand Documents with Convolutional Universal Text Information Extractor. *arXiv:1903.12363 [cs]* (June 2019). arXiv:1903.12363 [cs]