

Performance Analysis of Reconfigurable Intelligent Surface Assisted Two-Way NOMA Networks

Ziwei Liu, Xinwei Yue, *Senior Member IEEE*, Chao Zhang, *Student Member, IEEE*, Yuanwei Liu, *Senior Member, IEEE*, Yuanyuan Yao, Yafei Wang and Zhiguo Ding, *Fellow, IEEE*

Abstract—This paper investigates the performance of reconfigurable intelligent surface assisted two-way non-orthogonal multiple access (RIS-TW-NOMA) networks, where a pair of users exchange their information through a RIS. The influence of imperfect successive interference cancellation on RIS-TW-NOMA is taken into account. To evaluate the potential performance of RIS-TW-NOMA, we derive the exact and asymptotic expressions of outage probability and ergodic rate for a pair of users. Based on the analytical results, the diversity orders and high signal-to-noise ratio (SNR) slopes are obtained in the high SNR regime, which are closely related to the number of RIS elements. Additionally, we analyze the system throughput and energy efficiency of RIS-TW-NOMA networks in both delay-limited and delay-tolerant transmission modes. Numerical results indicate that: 1) The outage behaviors and ergodic rate of RIS-TW-NOMA are superior to that of RIS-TW-OMA and two-way relay OMA (TWR-OMA); 2) As the number of RIS elements increases, the RIS-TW-NOMA networks are capable of achieving the enhanced outage performance; and 3) By comparing with RIS-TW-OMA and TWR-OMA networks, the energy efficiency and system throughput of RIS-TW-NOMA has obvious advantages.

Index terms— Reconfigurable intelligent surface, two way non-orthogonal multiple access, imperfect SIC, outage probability, ergodic rate.

I. INTRODUCTION

With the rapid advancement in the wireless communication networks, reconfigurable intelligent surface (RIS) has been considered as one of promising techniques to improve the spectrum efficiency for the sixth-generation (6G) communications [1–3]. The main feature of RIS is to reconfigure the incident signals by the virtue of a programmable controller in full-duplex mode, which not requires the enhanced self-interference cancellation techniques. More specifically, the RIS assisted wireless communications were discussed in [4, 5], where the signal quality of receivers are boosted and the channel interference are suppressed by adjusting the reflection amplitude or phase of each passive reflecting element. As such, RIS have a great potential to revolutionize the design

of wireless networks. In [6], some typical applications of RIS-aided wireless communications were introduced to create the virtual line-of-sight (LoS) links and extend the coverage extension.

Compared to the conventional relay networks, the RIS is capable of controlling the signal without the needs of complex decoding and encoding [7–9]. To exploit the performance gain, the authors of [7] discussed the rate maximization and RIS’s phase control problems for RIS-assisted wireless networks. In [8], the symbol error probability and achievable rate were investigated of RIS intended for aiding wireless communications. Furthermore, the authors of [9] considered a multi-RIS-assisted system, which deploys different strategies for RIS to maximize the spatial throughput. With the objective of improving energy efficiency, the energy-efficient strategy of RIS-assisted multi-user systems was designed in [10] by premeditating both the transmit power allocation and phase shifting of reflecting elements. In [11], the outage probability of a distributed RIS-aided communication system was studied over Nakagami- m fading channels. As a further advance, the authors of [12] researched the ergodic capacity of RIS-aided communication networks over Rician fading channels. From the perspective of practical issues, the authors of [13] analyzed the coverage probability of RIS-aided communication networks. Lately, the concept of simultaneously transmitting and reflecting (STAR)-RIS was proposed in [14], where the incident signals can not only be reflected in the same side of RIS, but also can be transmitted to the other side of RIS.

The above treatises mainly focus attention on the RIS-assisted conventional orthogonal multiple access (OMA) communication systems. In actual, non-orthogonal multiple access (NOMA) has been surveyed at large, which is capable of improving the system efficiency and the number of users connected [15–17]. The ideology of cooperative NOMA communications was proposed in [18], where the nearby users are selected to be relays to forward the superposed signals to the distant users. A cooperative simultaneous wireless power transfer aided NOMA protocol was proposed in [19], where a NOMA user benefitting from good channel conditions acts as an energy harvesting source in order to assist a NOMA user suffering from poor channel conditions. Furthermore, the authors of [20] evaluated the outage behaviors and ergodic rate of full-duplex (FD) cooperative NOMA systems. On the other hand, a class of dedicated relay assisted cooperative NOMA schemes were developed, where the relay adopts either amplify-and-forward (AF) or decode-and-forward (DF) protocol. In [21], the closed-form expressions of the outage

Z. Liu, X. Yue, Y. Yao and Y. Wang are with the Key Laboratory of Modern Measurement & Control Technology, Ministry of Education and also with the School of Information and Communication Engineering, Beijing Information Science and Technology University, Beijing 100101, China. (email: {ziwei.liu, xinwei.yue, yyyao and wangyafei}@bistu.edu.cn).

C. Zhang and Y. Liu are with the School of Electronic Engineering and Computer Science, Queen Mary University of London, London E1 4NS, U.K. (email: {chao.zhang and yuanwei.liu}@qmul.ac.uk).

Z. Ding is with the Department of Electrical Engineering, Princeton University, Princeton, USA and also with the School of Electrical and Electronic Engineering, the University of Manchester, Manchester, U.K (email: zhiguo.ding@manchester.ac.uk).

probability and ergodic sum rate were derived for AF relay-assisted NOMA networks. To enhance cell edge coverage, the authors of [22] discussed the application of selective and incremental-selective DF relays to NOMA networks. In addition, a novel hybrid power allocation strategy was introduced to DF relay-assisted NOMA networks [23], which can reduce the signaling overhead at the expense of marginal sum rate degradation.

Until now, many contributions have applied the RIS to assist NOMA communications in [24–27]. More specifically, the authors of [24] investigated the rate performance of RIS-assisted NOMA networks by jointly designing the power allocation of base station and phase shifts at the RIS. In [25], the theoretical behaviors of RIS-NOMA were compared to traditional NOMA without RIS and OMA with/without RIS. By considering downlink and uplink communications, the performance of RIS-NOMA was characterized in terms of the outage probability and ergodic rate over Nakagami- m fading channels [26]. Explicit insights for understanding the co-existence of RIS and NOMA, a simple design of RIS-NOMA was proposed in [27], where the outage probability of non-orthogonal users are derived with finite resolution beamforming. As a further advance, the authors of [28] investigated the outage probability of RIS-NOMA networks by employing coherent phase and random phase shifting. With the help of 1-bit coding scheme, the authors in [29] investigated the outage probability, ergodic rate and energy efficiency of RIS-NOMA networks, in which both imperfect successive interference cancellation (ipSIC) and perfect successive interference cancellation (pSIC) are taken into consideration. In [30], the pairwise error probability of multiple users for RIS-NOMA networks were evaluated under the assumption of ipSIC. Recently, the outage behaviors and ergodic sum rate of STAR-RIS aided NOMA networks was surveyed in [31, 32] over the cascade Rician fading channels.

Above existing contributions about NOMA and RIS are discussed in one-way transmission, where the information are delivered from the base station (BS) to relay or RIS and then to terminals. As a further potential development, two-way relay (TWR) communications stated in [33, 34] has sparked more attention since it is able to improve the spectrum utilization. The basic principle of TWR communications is to exchange information between a pair of nodes with the assistance of relays. TWR-OMA users are constrained by the interference power, limiting their transmitting power. It is one of the main limiting factors to the achievable capacity of the TWR-OMA users and, consequently, the communication quality [35]. To shed light on the TWR of NOMA networks, the authors of [36] analyzed the TWR transmission in cooperative NOMA networks to enhance the spectral efficiency, where the TWR-NOMA networks were capable of achieving a better sum rate compared to the OMA scheme. In [37], the outage probability and ergodic rate of a pair of non-orthogonal users were studied for TWR-NOMA networks. Furthermore, a network coding-based TWR-NOMA system was designed in [38], which has ability to enhance the system capacity relative to the TWR-OMA system. As an enhancement of conventional TWR, the few works focus on the RIS assisted two-way (TW) commu-

nications, where the relay is instead of RIS to assist the source node in sending the information. RIS is envisioned to further improve the TW-OMA link's performance by passive beamforming, resolving the performance degradation of TW-OMA networks, and opening new horizons for two-way integration communication in various new ways applications and use cases [39]. In [40], the weighted sum rate of RIS-enhanced device-to-device OMA communications was revealed by designing the power allocation and discrete phase shifting. In addition, the authors of [41] highlighted the performance of RIS-assisted TWR networks to maximize SNR from the perspective of optimization.

A. Motivations and Contributions

The aforementioned research contributions have laid a solid foundation with providing a good understanding of the RIS assisted NOMA networks, while it is still in their infancy to survey the potential benefits of TW-NOMA networks by integrating these two promising technologies in the TW networks. In view of the recent researches on 6G communication networks, RIS has been served as a potential technology for further performance improvement in TW communication networks [40, 41]. Hence the application of RIS for TW-NOMA networks is expected to boost the spectrum efficiency and overcome the disadvantages of traditional relays. In addition, the use of SIC scheme still exists several potential implementation issues, i.e., error propagation and quantization errors. The ipSIC scheme is usually selected to evaluate the system performance from the practical perspective. Motivated by the above explanations, this paper investigates RIS-TW-NOMA networks' outage probability and ergodic rate by considering ipSIC and pSIC. As a further development, the system throughput and energy efficiency of RIS-TW-NOMA with ipSIC/pSIC are discussed in both delay-limited and delay-tolerant modes. According to the above explanations, the contributions of this paper are summarised as follows:

- 1) We derive the exact expressions of outage probability for the nearby user with ipSIC/pSIC in RIS-TW-NOMA networks. We additionally derive the upper bounds and asymptotic expressions of outage probability in high SNR region. Based on the approximated results, we obtain the diversity orders of nearby users with ipSIC/pSIC schemes. We show that the outage probability of the nearby user with ipSIC performs as an error floor in the high SNR regime.
- 2) We also derive the exact and asymptotic expressions of outage probability for the distant user in RIS-TW-NOMA networks. To gain the corresponding diversity order, we derive the approximated outage probability of the distant user in the high SNR region. We confirm that the diversity order of the distant user is proportional to the number of RIS elements.
- 3) We derive the exact and approximated expressions of ergodic rate for RIS-TW-NOMA networks with ipSIC/pSIC. To get more insights, we further derive the high SNR slopes of a pair of users. We observe that the ergodic rate of the nearby user with ipSIC converges

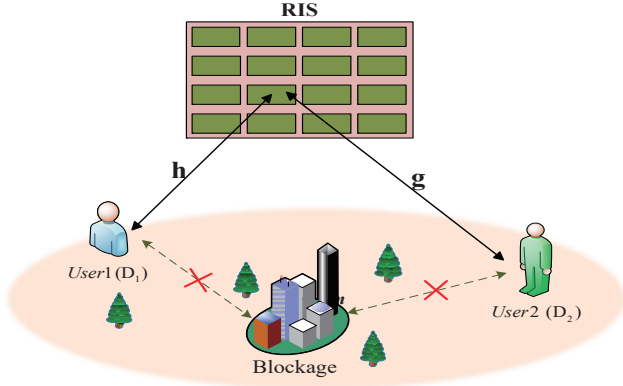


Fig. 1: The system model of RIS-TW-NOMA networks, where a pair of blocked users can exchange information by RIS.

to a throughput ceiling in the high SNR region. With the increasing of RIS elements, the RIS-TW-NOMA networks are capable of providing enhanced ergodic rates.

- 4) We further discuss the system throughput and energy efficiency of RIS-TW-NOMA networks in both delay-limited and delay-tolerant transmission modes. It is shown that the system throughput of RIS-TW-NOMA is superior to that of RIS-TW-OMA. We also confirm that the energy efficiency of RIS-TW-NOMA with pSIC is superior to that with ipSIC in the high SNR region. In addition, the energy efficiency of RIS-TW-NOMA and RIS-TW-OMA networks outperform that of TWR-OMA networks.

B. Organization

The rest of this paper is organized as follows. In Section II, the system model for RIS-TW-NOMA is introduced in detail. The exact expressions of outage probability is derived and the system throughput is studied in Section III. Furthermore, Section IV derives the exact expressions of ergodic rate and obtains the high SNR slopes. Section V investigates the energy efficiency for RIS-TW-NOMA networks. Numerical results are presented and verified in Section VI, which is followed by the conclusions in Section VII.

II. SYSTEM MODEL

We consider a RIS-TW-NOMA system as illustrated in Fig. 1, where a pair of users, i.e., the nearby user D_1 and distant user D_2 , are able to exchange their information assisted by RIS¹. Two users transmit their signals to the RIS, and then the superposed signals are reflected to D_1 and D_2 by the RIS, simultaneously. We assume that the direct link between D_1 and D_2 is assumed strongly attenuated, and the communication can only be established by RIS. The users D_1 and D_2 are

¹It is noteworthy that the system model considered can also be extended to the scenario of multiple users, i.e., multiple pairs of users exchange their information via a RIS. Each paired user is regarded as a group and within each group, the superposition coding and SIC are employed to decode the desired signals. Across the groups, the OMA scheme is employed and there are no co-channel interference among different pairs of users.

individually equipped with two antennas (a receiving antenna and a transmitting antenna) to enable a full-duplex mode. We consider that the RIS consists of M elements. The wireless communication links for the RIS-TW-NOMA networks are modeled as Rayleigh fading channels and interfered by additive white Gaussian noise (AWGN). The vectors of channel coefficients between the two users and RIS are given as $\mathbf{h} = [h_1, \dots, h_m, \dots, h_M]^H$ and $\mathbf{g} = [g_1, \dots, g_m, \dots, g_M]^H$, where $h_m \sim \mathcal{CN}(0, 1)$ and $g_m \sim \mathcal{CN}(0, 1)$ denote complex channel coefficients between the two users and the m -th RIS element. The effective cascade channel gains can be written as $\mathbf{h}^H \Phi \mathbf{g}$, where $\Phi = \text{diag}(\beta e^{j\theta_1}, \dots, \beta e^{j\theta_m}, \dots, \beta e^{j\theta_M})$ denotes the $M \times M$ diagonal phase shifting matrix with its M main diagonal elements representing the RIS elements.

Referring to [42, 43], two NOMA users are categorized by their quality of service (QoS) requirements. The distant user D_2 is to be served for small packet transmission with a low data rate, should be given higher priority, while the nearby user D_1 is to be served opportunistically with a high data rate. In particular, to ensure the fairness between D_1 and D_2 , the corresponding power allocation coefficient is represented by a_i , which satisfies the relationship $a_1 + a_2 = 1$ and $a_2 > a_1$ since D_2 's QoS requirements are given higher priority. It is worth noting that we assume that all perfect channel state information at the users is available.

A. RIS-TW-NOMA

Assuming only first-order reflection from RIS, the reflected signal at time t is $y_R(t) = \sqrt{P_u a_2} \mathbf{g} x_2(t) + \sqrt{P_u a_1} \mathbf{h} x_1(t)$. At this time, each user receives a superposition of the two signals via the RIS. Thus, the signal received at D_1 reflected by RIS is given by

$$y_1(t) = \mathbf{h}^H \Phi \left[\sqrt{P_u a_2} \mathbf{g} x_2(t) + \sqrt{P_u a_1} \mathbf{h} x_1(t) \right] + x_{I_1}(t) + n_{D_1}(t), \quad (1)$$

where P_u denotes the normalized transmission power, $x_{I_i}(t)$ is the received residual self-interference generated by multiple cancellation stages with distribution $\mathcal{CN}(0, \sigma_{I_i}^2)$, $i \in \{1, 2\}$. $n_{D_1}(t)$ is the AWGN at D_1 with the mean power $\sigma_{I_1}^2$. Based on NOMA principle, the received signal-to-interference-plus-noise ratio (SINR) at D_1 to decode the D_2 's information x_2 can be written as

$$\gamma_{D_1 \rightarrow x_2} = \frac{P_u a_2 |\mathbf{h}^H \Phi \mathbf{g}|^2}{\varepsilon P_u |g_h|^2 + \sigma_{I_1}^2 + \sigma_{n_1}^2}, \quad (2)$$

where $0 \leq \varepsilon \leq 1$. $\varepsilon = 0$ and $0 < \varepsilon \leq 1$ denotes the situations of pSIC and ipSIC. Without loss of generality, assuming that the residual interference from ipSIC is modeled as the Rayleigh fading and corresponding complex channel coefficient is denoted by $g_h \sim \mathcal{CN}(0, \sigma_{g_h}^2)$.

The signal received at D_2 reflected by RIS is given by

$$y_2(t) = \mathbf{g}^H \Phi \left[\sqrt{P_u a_2} \mathbf{g} x_2(t) + \sqrt{P_u a_1} \mathbf{h} x_1(t) \right] + x_{I_2}(t) + n_{D_2}(t), \quad (3)$$

where $n_{D_2}(t)$ is the AWGN at D_2 with the mean power $\sigma_{I_2}^2$. Based on the principle of NOMA, the received SINR at D_2 to detect the D_1 's information x_1 can be written as

$$\gamma_{D_2 \rightarrow x_1} = \frac{P_u a_1 |\mathbf{h}^H \Phi \mathbf{g}|^2}{\sigma_{I_2}^2 + \sigma_{n_2}^2}. \quad (4)$$

B. RIS-TW-OMA

In this subsection, the RIS-TW-OMA scheme is one of the benchmark schemes. The entire communication process involves two time slots. In the first slot, D_2 sends the signal x_2 to D_1 through RIS, and the signal received at D_1 is given by

$$y_{D_1}^1(t) = \mathbf{h}^H \Phi \mathbf{g} \sqrt{P_u a_2} x_2(t) + n_{D_1}(t). \quad (5)$$

For the RIS-TW-OMA case, the SINR at D_1 to decode the D_2 's information x_2 can be expressed as

$$\gamma_{D_1, x_2}^1 = \frac{P_u a_2 |\mathbf{h}^H \Phi \mathbf{g}|^2}{\sigma_{n_1}^2}. \quad (6)$$

In the second slot, D_1 sends the signal x_1 to D_2 through RIS, and the signal received at D_2 is given by

$$y_{D_2}^1(t) = \mathbf{h}^H \Phi \mathbf{g} \sqrt{P_u a_1} x_1(t) + n_{D_2}(t). \quad (7)$$

Hence, the decoding SINR at D_2 can be expressed as

$$\gamma_{D_2, x_1}^1 = \frac{P_u a_1 |\mathbf{h}^H \Phi \mathbf{g}|^2}{\sigma_{n_2}^2}, \quad (8)$$

C. TWR-OMA

In this subsection, the TWR-OMA scheme is regarded as another benchmark for comparison. The TWR-OMA system consists of a pair of users and a DF relay. The signals for the two users are divided into two time slots. One user transmits its signal to relay in the first slot, and then relay transmits the signal to another user in the second slot. Hence, the signal received at D_1 can be given by

$$y_{D_1}^2(t) = h \sqrt{P_u a_2} x_2(t) + n_{D_1}(t). \quad (9)$$

Based on the above expression, the SINR at D_1 to decode the D_2 's signal x_2 is given by

$$\gamma_{D_1, x_2}^2 = \frac{P_u a_2 |h|^2}{\sigma_{n_1}^2}. \quad (10)$$

For the the distant user, the signal received can be given by

$$y_{D_2}^2(t) = h \sqrt{P_u a_1} x_1(t) + n_{D_2}(t). \quad (11)$$

Therefore, the decoding SINR for D_2 is as follows

$$\gamma_{D_2, x_1}^2 = \frac{P_u a_1 |h|^2}{\sigma_{n_2}^2}. \quad (12)$$

III. OUTAGE PROBABILITY

In wireless communication networks, the theoretical analyses of outage probability are the crucial works, which can guide the design and performance optimization of wireless communication systems' practical. In the next part, the outage behaviors of D_1 and D_2 for RIS-TW-NOMA networks are investigated in details.

A. Outage Probability for RIS-TW-NOMA

Currently, two main types of phase-shifting designs, i.e., coherent phase shifting and random phase shifting, are taken into consideration [28]. More specifically, the coherent phase shifting has the ability to enhance the system performance, where the phase shifting of each reflecting element is matched with the phases of its incoming and outgoing fading channels. The application of coherent phase shifting to RIS-TW-NOMA networks is capable of simplifying computational complexity and providing distinct analytical results. It is worth pointing out that the random phase-shifting of RIS can also affect the outage behaviors and ergodic rate, which will be set aside in our future works. In particular, the channel vector, i.e., $\tilde{\chi} = \mathbf{h}^H \Phi \mathbf{g} = \sum_{m=1}^M |h_m g_m e^{-j\theta_m}|$ of RIS-TW-NOMA networks is transformed to $\chi = \sum_{m=1}^M |h_m g_m|$. On the basis of [44, Eq. (7)], the PDF of $|h_m g_m|$ can be expressed as

$$f_{|h_m g_m|}(x) = 4x K_0(2x), \quad (13)$$

where $K_0(\cdot)$ is the modified Bessel function of the second kind with order zero.

The mean and variance of $|h_m g_m|$ can be formulated as

$$\mu_{|h_m g_m|} = \int_0^\infty 4x^2 K_0(2x) dx = \frac{\pi}{4}, \quad (14)$$

and

$$\sigma_{|h_m g_m|}^2 = \int_0^\infty 4x^3 K_0(2x) dx = 1 - \frac{\pi^2}{16}, \quad (15)$$

respectively. Since the random variables (RVs) $|h_m g_m|$ for all $m \in [1, M]$ are i.i.d., the χ can be given by

$$\chi = \left| \sum_{m=1}^M h_m g_m \right| \sim \mathcal{N}(M \mu_{|h_m g_m|}, M \sigma_{|h_m g_m|}^2). \quad (16)$$

Noting that even though using the design of coherent phase-shifting, it is challenge to derive the closed-form expression of the outage probability for D_1 and D_2 in RIS-TW-NOMA networks. Furthermore, the CLT-based method is further employed to derive the approximate outage probability expressions. In particular, the channel vector of RIS-TW-NOMA is $\chi = \mathbf{h}^H \Phi \mathbf{g} = \sum_{m=1}^M |h_m g_m e^{-j\theta_m}|$. For the coherent phase shifting design, the phase shifts of the RIS are matched with the phases of the RIS fading gains, the χ can be further expressed as $\sum_{m=1}^M |h_m g_m|$. By using the CLT, the RV $\frac{\chi - M \mu_{|h_m g_m|}}{\sqrt{M} \sigma_{|h_m g_m|}}$ obeys the standard normal distribution $\mathcal{N}(0, 1)$. When M is sufficiently large, it can be further approximated as a Gaussian random variable, which can be given by

$$X = \sqrt{M} \left(\frac{\chi}{M} - \mu_{|h_m g_m|} \right) \sim \mathcal{N}(0, \sigma_{|h_m g_m|}^2). \quad (17)$$

The outage behavior is an essential metric of performance analysis in RIS-TW-NOMA networks. The outage probability of each user can be expressed as $P_{D_i} = \Pr[\gamma < \gamma_{th_i}]$, where γ_{th_i} is the SINR threshold expressed as $\gamma_{th_i} = 2^{R_i} - 1$ with R_i being the target rate at the user to detect x_i .

1) D_1 of outage probability: The SIC scheme is executed at D_1 by decoding and expurgating the D_2 's information x_2 before it detects its own signal. According to the above explanation, the outage probability can be denoted by

$$P_{D_1}^{ipSIC} = \Pr[\gamma_{D_1 \rightarrow x_2} < \gamma_{th_2}]. \quad (18)$$

Theorem 1. By using the CLT, the exact expression of outage probability for D_1 with ipSIC in RIS-TW-NOMA networks is given by

$$P_{D_1}^{ipSIC} = \frac{1}{2} + \frac{1}{\sqrt{\pi}} \phi \left[\frac{\sqrt{M} \left(\frac{\tau}{M} - \mu_{|h_m g_m|} \right)}{\sqrt{2} \sigma_{|h_m g_m|}} \right], \quad (19)$$

where $\phi(x) \triangleq \int_0^x e^{-t^2} dt$ and $\tau = \sqrt{\frac{\gamma_{th_2}}{P_u a_2} (\varepsilon P_u \sigma_{gh}^2 + \sigma_{I_1}^2 + \sigma_{n_1}^2)}$.

Proof. See Appendix A. \square

Corollary 1. For the particular case $\varepsilon = 0$, we can derive the exact expression of outage probability for D_1 with pSIC in RIS-TW-NOMA networks as

$$P_{D_1}^{pSIC} = \frac{1}{2} + \frac{1}{\sqrt{\pi}} \phi \left(\frac{\sqrt{M} \left(\frac{\psi}{M} - \mu_{|h_m g_m|} \right)}{\sqrt{2} \sigma_{|h_m g_m|}} \right), \quad (20)$$

where $\psi = \sqrt{\frac{\gamma_{th_2}}{P_u a_2} (\sigma_{I_1}^2 + \sigma_{n_1}^2)}$.

2) D_2 of outage probability: The outage event occurs when D_2 can delete the signal x_2 and does not decode the signal x_1 successfully, the outage probability of D_2 can be written as

$$P_{D_2} = \Pr[\gamma_{D_2 \rightarrow x_1} < \gamma_{th_1}]. \quad (21)$$

Corollary 2. The exact expression of outage probability for D_2 can be derived as

$$P_{D_2} = \frac{1}{2} + \frac{1}{\sqrt{\pi}} \phi \left[\sqrt{\frac{M}{2(1 - \frac{\pi^2}{16})}} \left(\frac{\beta}{M} - \frac{\pi}{4} \right) \right], \quad (22)$$

where $\beta = \sqrt{\frac{\gamma_{th_1}}{P_u a_1} (\sigma_{I_2}^2 + \sigma_{n_2}^2)}$.

B. Outage Probability for RIS-TW-OMA

1) D_i of outage probability: For RIS-TW-OMA, the outage of D_i is defined as the probability that the instantaneous SNR falls below a threshold SNR $\gamma_{th_l}^i$. Hence, the outage probability of D_i in RIS-TW-OMA networks is denoted by

$$P_{D_i}^i = \Pr[\gamma_{D_i, x_l}^i < \gamma_{th_l}^i], \quad (23)$$

where $(i, l) \in \{(1, 2), (2, 1)\}$.

Corollary 3. Base on (23), we can derive the exact expression of outage probability for D_i in RIS-TW-OMA networks as

$$\begin{aligned} P_{D_i}^i &= \Pr \left[X < \sqrt{M} \left(\frac{\lambda_i}{M} - \mu_{|h_m g_m|} \right) \right] \\ &= \frac{1}{2} + \frac{1}{\sqrt{\pi}} \phi \left(\sqrt{\frac{M}{2(1 - \frac{\pi^2}{16})}} \left(\frac{\lambda_i}{M} - \frac{\pi}{4} \right) \right), \end{aligned} \quad (24)$$

where $\lambda_i = \sqrt{\frac{\gamma_{th_l}^i \sigma_{n_i}^2}{P_u a_i}}$ and $\gamma_{th_l}^i = 2^{R_l} - 1$.

C. Diversity Analysis

In order to get more insights, we select the diversity order to evaluate the outage behaviors in the high SINR region [45], which is mathematically described as

$$d = - \lim_{\rho \rightarrow \infty} \frac{\log(P_\infty(\rho))}{\log \rho}, \quad (25)$$

where ρ denotes the transmit SNR. It is worth pointing out that P_u stands for ρ in this article. It is not tractable to obtain diversity order through the exact expression of the outage probability. The CLT-based approximation method is not accurate in the high SNR region. Thus, we evaluate the performance boundaries for the outage probability. The upper bound on the outage probability is derived using the Bessel function's upper bound. In the high SNR region, the upper bound of the outage probability converges to zero. Therefore, the outage performance of the network at high SNR is accurately described by the upper bound of the outage probability.

Theorem 2. To approximate analysis, the upper bound for outage probability of D_1 with ipSIC in RIS-TW-NOMA networks can be given by

$$P_{D_1}^{ipSIC} \leq \frac{2^{-L} \pi^{\frac{M}{2}} \Gamma^M \left(\frac{3}{2} \right)}{(3L - 1)!} \gamma(3L, 2\tau), \quad (26)$$

where M is an even number $L = \frac{M}{2}$ and $\gamma(s, x) = \int_0^x t^{s-1} e^{-t} dt$ is the incomplete Gamma function.

Proof. See Appendix B. \square

Corollary 4. Similar to (26), the outage probability of D_1 with pSIC in RIS-TW-NOMA networks can be upper bounded by

$$P_{D_1}^{pSIC} \leq \frac{2^{-L} \pi^{\frac{M}{2}} \Gamma^M \left(\frac{3}{2} \right)}{(3L - 1)!} \gamma(3L, 2\psi). \quad (27)$$

Corollary 5. The upper bound for outage probability of D_2 in RIS-TW-NOMA networks can be represented by

$$P_{D_2} \leq \frac{2^{-L} \pi^{\frac{M}{2}} \Gamma^M \left(\frac{3}{2} \right)}{(3L - 1)!} \gamma(3L, 2\beta). \quad (28)$$

Corollary 6. When P_u tends to infinity, τ tends to $\sqrt{\frac{\gamma_{th_2} \varepsilon \sigma_{gh}^2}{a_2}}$, the approximated expression for outage probability of D_1 with ipSIC in RIS-TW-NOMA networks is given by

$$\begin{aligned} P_{D_1}^{\infty, ipSIC} &\approx 2^{-L} \pi^{\frac{M}{2}} \left[\Gamma \left(\frac{3}{2} \right) \right]^M \frac{2^{3L} \tau^{3L}}{(3L)!} \\ &= 2^{-L} \pi^{\frac{M}{2}} \left[\Gamma \left(\frac{3}{2} \right) \right]^M \frac{2^{3L}}{(3L)!} \sqrt{\frac{\gamma_{th_2} \varepsilon \sigma_{gh}^2}{a_2}}. \end{aligned} \quad (29)$$

Remark 1. When $P_u \rightarrow \infty$, upon substituting (29) into (25), i.e., $d_{D_1}^{ipSIC} = - \lim_{P_u \rightarrow \infty} \frac{\log P_{D_1}^{\infty, ipSIC}}{\log P_u} = 0$, we can obtain a zero diversity order of D_1 with ipSIC for RIS-TW-NOMA. This is due to the fact that the residual interference from ipSIC leads diversity order to zero.

Corollary 7. When ψ tends to zero, the approximated expression for outage probability of D_1 with pSIC is given by

$$P_{D_1}^{\infty, pSIC} \approx 2^{-L} \pi^{\frac{M}{2}} \left[\Gamma\left(\frac{3}{2}\right) \right]^M \frac{2^{3L} \psi^{3L}}{(3L)!} \propto \frac{1}{P_u^{\frac{3}{4}M}}. \quad (30)$$

Remark 2. Under pSIC conditions, upon substituting (30) into (25), i.e., $d_{D_1}^{pSIC} = -\lim_{P_u \rightarrow \infty} \frac{\log P_{D_1}^{\infty, pSIC}}{\log P_u} = \frac{3}{4}M$, the diversity order of D_1 with pSIC is equal to $\frac{3}{4}M$ for RIS-TW-NOMA. One can observe that the diversity order of D_1 with pSIC is in connection with the number of RIS elements.

Corollary 8. In the high SNR region, β tends to zero, the approximated expression for outage probability of D_2 in RIS-TW-NOMA networks is given by

$$P_{D_2}^{\infty} \approx 2^{-L} \pi^{\frac{M}{2}} \left[\Gamma\left(\frac{3}{2}\right) \right]^M \frac{2^{3L} \beta^{3L}}{(3L)!} \propto \frac{1}{P_u^{\frac{3}{4}M}}. \quad (31)$$

Remark 3. Similar to the proof of the diversity order of D_1 , $d_{D_2} = -\lim_{P_u \rightarrow \infty} \frac{\log P_{D_2}^{\infty}}{\log P_u} = \frac{3}{4}M$, the diversity order of D_2 is equal to $\frac{3}{4}M$. As can be observed that the diversity order of D_2 for RIS-TW-NOMA is equal to the diversity order of D_1 with pSIC for RIS-TW-NOMA.

D. Throughput Analysis

In delay-limited transmission scenario, by using the derived results of outage probability above, the throughput expression for RIS-TW-NOMA scheme is obtained as below.

$$R^{\delta} = (1 - P_{D_1}^{\delta}) R_1 + (1 - P_{D_2}) R_2, \quad (32)$$

where $\delta \in (ipSIC, pSIC)$, $P_{D_1}^{pSIC}$, $P_{D_1}^{ipSIC}$ and P_{D_2} can be obtained from (19), (20) and (22), respectively.

IV. ERGODIC RATE

The ergodic rate is another critical metric for evaluating system performance. This section will focus our attention on analyzing the ergodic rate of users in RIS-TW-NOMA networks and RIS-TW-OMA networks under ipSIC/pSIC conditions seriously.

A. Ergodic Rate for RIS-TW-NOMA

1) D_1 of ergodic rate : Under the situation that D_1 detects x_2 successfully, the achievable rate of D_1 can be written as $R_{D_1} = \log(1 + \gamma_{D_1 \rightarrow x_2})$. Therefore, the ergodic rate of D_1 with ipSIC in RIS-TW-NOMA networks can be expressed as

$$R_{D_1}^{ipSIC} = \mathbb{E} \left[\log \left(1 + \frac{P_u a_2 |\mathbf{h}^H \Phi \mathbf{g}|^2}{\varepsilon P_u |g_h|^2 + \sigma_{I_1}^2 + \sigma_{n_1}^2} \right) \right], \quad (33)$$

where $\varepsilon = 1$. It is not easy to obtain a closed-form expression by deriving the above formula. Only an exact expression can be calculated and evaluated numerically by Matlab software.

Theorem 3. The exact expression for ergodic rate of D_1 with ipSIC in RIS-TW-NOMA networks can be derived as

$$R_{D_1}^{ipSIC} = \frac{1}{\ln 2} \int_0^{\infty} \frac{1}{1+y} \left\{ \frac{1}{2} - \frac{1}{\sqrt{\pi}} \phi \left[\sqrt{\frac{M}{2(1 - \frac{\pi^2}{16})}} \right] \right. \\ \left. \times \left(\sqrt{\frac{y(\varepsilon P_u \sigma_{g_h}^2 + \sigma_{I_1}^2 + \sigma_{n_1}^2)}{P_u a_2}} \frac{1}{M} - \frac{\pi}{4} \right) \right\} dy. \quad (34)$$

Proof. See Appendix C. \square

Corollary 9. For the particular case with substituting $\varepsilon = 0$ into (33), the exact expression for ergodic rate of D_1 with pSIC in RIS-TW-NOMA networks is given by

$$R_{D_1}^{pSIC} = \frac{1}{\ln 2} \int_0^{\infty} \frac{1}{1+y} \left\{ \frac{1}{2} - \frac{1}{\sqrt{\pi}} \phi \left[\sqrt{\frac{M}{2(1 - \frac{\pi^2}{16})}} \right] \right. \\ \left. \times \left(\sqrt{\frac{(\sigma_{I_1}^2 + \sigma_{n_1}^2)y}{P_u a_2}} \frac{1}{M} - \frac{\pi}{4} \right) \right\} dy. \quad (35)$$

2) D_2 of ergodic rate : The achievable rate of D_2 can be written as $R_{D_2} = \log(1 + \gamma_{D_2 \rightarrow x_1})$. Based on (4), the ergodic rate of D_2 in RIS-TW-NOMA networks is further can be expressed as

$$R_{D_2} = \mathbb{E} \left[\log \left(1 + \frac{P_u a_1 |\mathbf{h}^H \Phi \mathbf{g}|^2}{\sigma_{I_2}^2 + \sigma_{n_2}^2} \right) \right]. \quad (36)$$

Corollary 10. By virtue of (36), the exact expression for ergodic rate of D_2 in RIS-TW-NOMA networks is given by

$$R_{D_2} = \frac{1}{\ln 2} \int_0^{\infty} \frac{1}{1+y} \left\{ \frac{1}{2} - \frac{1}{\sqrt{\pi}} \phi \left[\sqrt{\frac{M}{2(1 - \frac{\pi^2}{16})}} \right] \right. \\ \left. \times \left(\sqrt{\frac{(\sigma_{I_2}^2 + \sigma_{n_2}^2)y}{P_u a_1}} \frac{1}{M} - \frac{\pi}{4} \right) \right\} dy. \quad (37)$$

B. Ergodic Rate for RIS-TW-OMA

For RIS-TW-OMA networks, the ergodic rate of D_i can be expressed as

$$R_{D_i}^i = \mathbb{E} \left[\frac{1}{2} \log \left(1 + \frac{P_u a_i |\mathbf{h}^H \Phi \mathbf{g}|^2}{\sigma_{n_i}^2} \right) \right]. \quad (38)$$

Similar to the proof of Theorem 3, the exact expression for ergodic rate of D_i in RIS-TW-OMA networks can be attained.

Corollary 11. The exact expression for ergodic rate of D_i in RIS-TW-OMA networks is given by

$$R_{D_i}^i = \frac{1}{2 \ln 2} \int_0^{\infty} \frac{1}{1+y} \left\{ \frac{1}{2} - \frac{1}{\sqrt{\pi}} \phi \left[\sqrt{\frac{M}{2(1 - \frac{\pi^2}{16})}} \right] \right. \\ \left. \times \left(\sqrt{\frac{y \sigma_{n_i}^2}{P_u a_i}} \frac{1}{M} - \frac{\pi}{4} \right) \right\} dy. \quad (39)$$

C. Slope Analysis

In order to gather deep insights for the communication networks performance, the high SNR slope is the critical parameter to evaluate the ergodic rate in the high SNR region, which is able to describe how the ergodic rate changes with the independent variable. The expression of high SNR slope can be written as

$$S = \lim_{\rho \rightarrow \infty} \frac{R_\infty(\rho)}{\log(\rho)}, \quad (40)$$

where $R_\infty(\rho)$ denotes the asymptotic ergodic rate in the high SNR region, ρ denotes the transmit SNR, it is worth pointing out that P_u stands for ρ in this article.

For the particular case with $\varepsilon = 0$, the exact expression for ergodic rate in the high SNR region is not easy to obtain the approximation. We use the upper bound of the ergodic rate to find its slope. When $\log(1+x^2)$ is a concave function, a simple upper bound derived from Jensen's inequality is provided as

$$R_{D_1}^{pSIC} \leq \log \left[1 + \mathbb{E} \left(\frac{P_u a_2 |\mathbf{h}^H \Phi \mathbf{g}|^2}{\sigma_{I_1}^2 + \sigma_{n_1}^2} \right) \right]. \quad (41)$$

With the aid of (14) and (15), the upper bound ergodic rate of D_1 with pSIC in RIS-TW-NOMA networks can be expressed as

$$R_{D_1}^{pSIC,up} = \log \left[1 + \left(\frac{P_u a_2 \left[(\pi M)^2 + 16M - M\pi^2 \right]}{16(\sigma_{I_1}^2 + \sigma_{n_1}^2)} \right) \right]. \quad (42)$$

Remark 4. Upon substituting (42) into (40) and using the L'Hospital's rule, the high SNR slope of D_1 with pSIC in RIS-TW-NOMA networks is equal to one.

Remark 5. Similar to (42), by using Jensen's inequality, the upper bound ergodic rate of D_2 in RIS-TW-NOMA networks can be obtained. With the aid of (40) and using the L'Hospital's rule, the high SNR slope of D_2 in RIS-TW-NOMA networks is equal to one.

D. Throughput Analysis

According to the derived results of outage probability above, the throughput expression in delay-tolerant transmission for RIS-TW-NOMA are obtained as below

$$R_\xi = R_{D_1}^\delta + R_{D_2}, \quad (43)$$

where $\delta \in (ipSIC, pSIC)$, $R_{D_1}^{pSIC}$, $R_{D_1}^{ipSIC}$ and R_{D_2} can be obtained from (34), (35) and (37), respectively.

V. ENERGY EFFICIENCY

The energy efficiency is a salient performance metric related to the ergodic rate and throughput. Based on the above analysis, the energy efficiency of RIS-TW-NOMA networks is characterized in this section. We consider the energy efficiency performance for TWR-OMA and RIS-TW-OMA schemes as the benchmarks for comparison. The definition of energy efficiency can be given by

TABLE I: Diversity order and high SNR slope for RIS-TW-NOMA and RIS-TW-OMA networks.

Mode	SIC	User	D	S
RIS-TW-OMA	—	D_1	$\frac{3}{4}M$	$\frac{1}{2}$
		D_2	$\frac{3}{4}M$	$\frac{1}{2}$
RIS-TW-NOMA	ipSIC	D_1	0	-
	pSIC	D_1	$\frac{3}{4}M$	1
	-	D_2	$\frac{3}{4}M$	1

TABLE II: The parameters for numerical results

Monte Carlo simulations repeated	10^6 iterations
Power allocation coefficients of NOMA	$a_1 = 0.2$ $a_2 = 0.8$
Targeted data rates	$R_1 = 2$ BPCU $R_2 = 5$ BPCU $R_3 = 6$ BPCU $R_4 = 5.5$ BPCU

$$\text{Energy efficiency} = \frac{\text{Total datarate}}{\text{Total energy consumption}}. \quad (44)$$

In RIS-TW-NOMA networks, the total power consumption is composed of the hardware static power dissipated at the RIS and user terminals [29, 46], and the energy efficiency of RIS-TW-NOMA is interpreted as the sum data rate divided by the total power consumption and is expressed as

$$\eta_{EE} = \frac{R_{total}}{\varepsilon P_u + P_{RIS} + P_1 + P_2}, \quad (45)$$

where $R_{total} \in (R^\delta, R_\xi)$, R^δ is the total data transmission rate in delay-limited transmission scenario, R_ξ is the total data transmission rate in delay-tolerant transmission scenario. The $\varepsilon = v^{-1}$ and v represents the efficiency of the transmit power amplifier, $P_{RIS} = KP_k(b)$ represents the static hardware loss power at the RIS, where $P_k(b)$ is the power consumption of each phase shifter having b -bit resolution [47, 48]. P_1 and P_2 are the static hardware loss power of D_1 and D_2 , respectively.

VI. NUMERICAL RESULTS

In this section, the simulation results verify the rationality of the derived theoretical expressions for RIS-TW-NOMA networks. Table II is the parameter of the Monte Carlo simulation, where BPCU denotes the short for a bit per channel use. To verify the feasibility of the RIS-TW-NOMA networks, the outage probability, ergodic rate, energy efficiency, and system throughput are presented. Without loss of generality, the power allocation coefficients of a pair of users are selected as $a_1 = 0.2$ and $a_2 = 0.8$, respectively. More specifically, we show the impact of target rate, residual interference, and RIS elements on the performance of RIS-TW-NOMA networks. TWR-OMA and RIS-TW-OMA is shown as the comparison benchmarks. Furthermore, the performance of the three transmission schemes is evaluated through computer simulation.

A. Outage Probability

Fig. 2 plots the outage probability of two users versus the transmit P_u for TWR-OMA, RIS-TW-OMA, and RIS-TW-NOMA when $M = 8$. The exact fork and diamond curve for outage probability of D_1 with ipSIC/pSIC are plotted by (19) and (20), respectively. The exact right triangle curve for outage probability of D_2 is plotted based on (22). The Monte Carlo simulation outage probability curves are relatively identical to analytical results across the entire SNR range, proving our theoretical derivation's correctness. One can observe that the outage probability with ipSIC converges to an error floor in the high SNR region and obtain a zero diversity order. This is due to the fact that the residual interference from ipSIC for RIS-TW-NOMA, which is also confirmed in **Remark 1**. The asymptotic curves for outage probability of D_1 with ipSIC/pSIC and D_2 are drawn according to (26), (27), and (28), respectively. As shown from the figure, the CLT-based outage probability approximation curves are in accord with the exact outage probability curves in the low SNR region. The accuracy of the upper bounds for outage probability is higher than that of the CLT-based outage probability approximations in the high SNR region. This is because that the skewed distribution of $|h_m g_m|$ causes errors in the two curves. In the high SNR region, the CLT-based outage probability approximations are inaccurate. Furthermore, the slopes of upper bounds for outage probability are the same as that of exact outage probability curves, which reveals that the upper bounds are accurate. The exact outage probability curves of RIS-TW-OMA are plotted according to the analytical results in (24). The critical observation is that the outage behaviors of RIS-TW-NOMA with pSIC are superior to that of TWR-OMA and RIS-TW-OMA, particularly in the high SNR region. The reasons is that the RIS-TW-NOMA networks can realize much better user fairness than TWR-OMA and RIS-TW-OMA networks for multiple users. Compared with the ipSIC scheme, the RIS-TW-NOMA networks with pSIC can achieve better outage behavior. As a result, it is important to consider the influence of ipSIC on the network performance for RIS-TW-NOMA in the practical scenario.

Fig. 3 plots the outage probability of two users versus P_u with the different values of target rate for $\mathbb{E}\{|g_h|^2\} = -6$ dB and $\mathbb{E}\{|\sigma_{I_i}|^2\} = -5$ dB, and the values of target rate are reduced. One observation is that the different values of the target rate seriously affect the outage performance. As the values of the target rate decrease, the outage behaviors of users for RIS-TW-NOMA networks become better, followed by the users' behaviors in the conventional OMA networks. Fig. 4 plots the outage probability of two users versus P_u with the different values of residual interference for $R_1 = 2$, $R_2 = 5$ BPCU, $\mathbb{E}\{|\sigma_{I_i}|^2\} = -5$ dB and the values of residual interference are -10 dB, -8 dB and -5 dB, respectively. Each red curve corresponds to a residual interference value. The simulated red circle solid curves for outage probability of D_1 with ipSIC are plotted according to (18), and the exact red fork solid curves for outage probability of D_1 with ipSIC are plotted according to (19). It can be seen

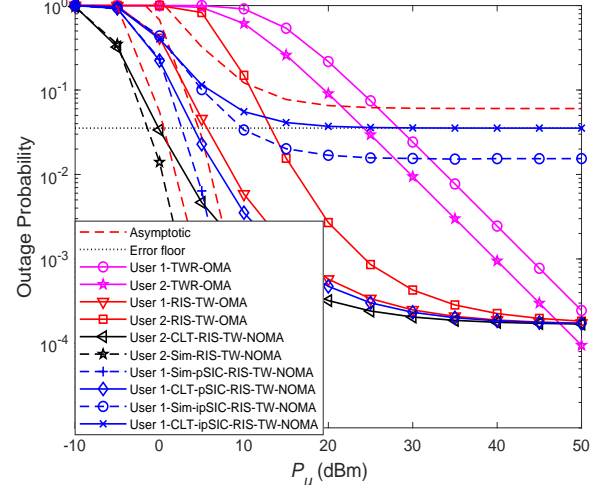


Fig. 2: Outage probability versus transmit P_u for TWR-OMA, RIS-TW-OMA and RIS-TW-NOMA, with $R_1 = 2$, $R_2 = 5$ BPCU, $\mathbb{E}\{|g_h|^2\} = -6$ dB and $\mathbb{E}\{|\sigma_{I_i}|^2\} = -5$ dB.

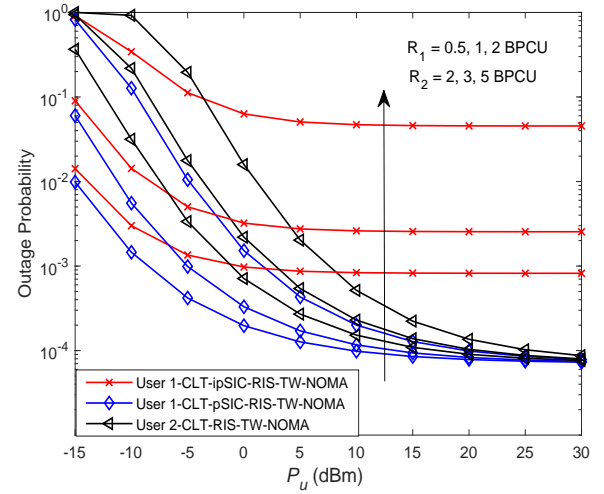


Fig. 3: Outage probability versus the transmit P_u , with the different target rate.

that the different values of residual interference affect the outage performance seriously. Due to the influence of residual interference from ipSIC, the outage probability of the nearby user with ipSIC converges to an error floor. As the values of residual interference increase, the outage behaviors of the D_1 with ipSIC for RIS-TW-NOMA networks get worse and the preponderance of ipSIC is inexistence compared to pSIC. Therefore, it is imperative to consider the impact of ipSIC on the RIS-TW-NOMA network's performance in practical applications.

Fig. 5 plots the outage probability of users versus P_u for a simulation setting with $R_1 = 2$, $R_2 = 5$ BPCU, $\mathbb{E}\{|g_h|^2\} = -6$ dB and $\mathbb{E}\{|\sigma_{I_i}|^2\} = -5$ dB. The approximated outage probability curves for users match precisely with the simulation results. One can be observed that as the number of RIS

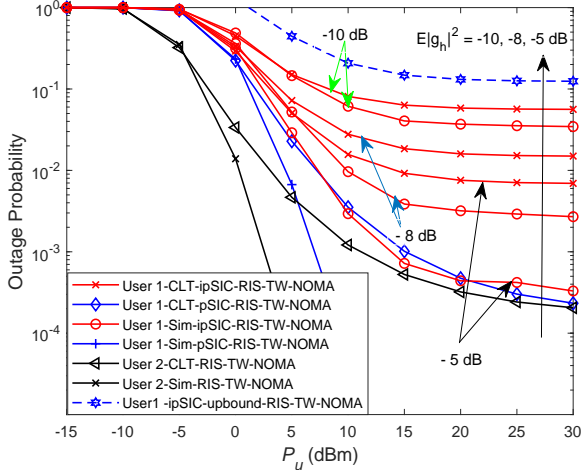


Fig. 4: Outage probability versus the transmit P_u , with the different residual interference.

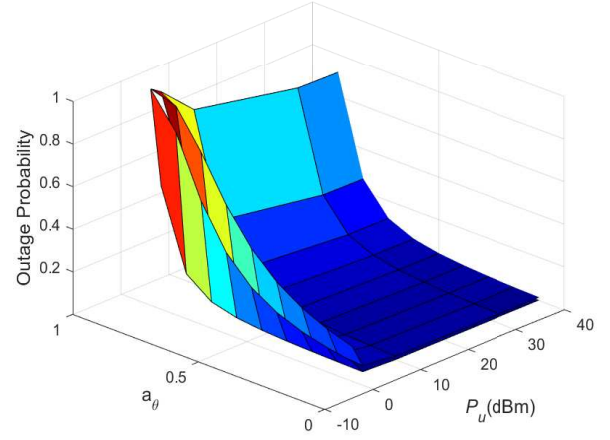


Fig. 6: Outage probability versus P_u and a_θ , with $M = 6$, $R_1 = 2$ and $R_2 = 5$ BPCU.

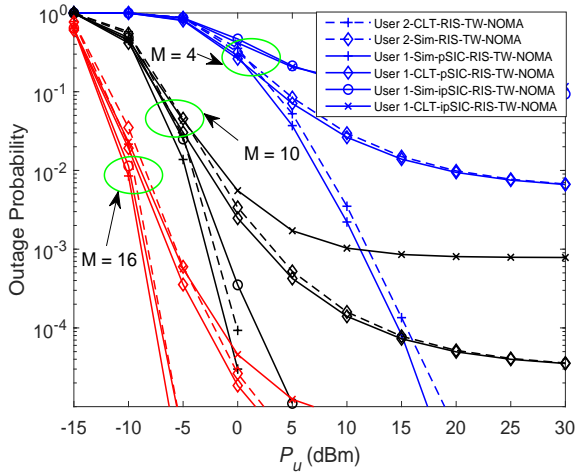


Fig. 5: Outage probability versus the transmit P_u , with the different M .

elements increases, the RIS-TW-NOMA network is capable of achieving enhanced outage performance. The reason is that the application of RIS provides a new degree of freedom to enhance the wireless link performance. The conclusions also confirm this phenomenon in **Remark 2**, where the number of RIS elements influences outage probability for RIS-TW-NOMA.

Fig. 6 plots the impact of the power allocation factor a_θ as well as the transmit P_u on the performance of the outage probability in the RIS-TW-NOMA scheme, where a_θ is dynamic power allocation coefficients, $a_\theta \in [0, 1]$. We fix a simulation setting with $M = 5$, $R_1 = 2$, $R_2 = 5$ BPCU, $\mathbb{E}\{\sigma_{I_i}^2\} = -5$ dB, and $\mathbb{E}\{|g_h|^2\} = -6$ dB. Additionally, we assume that the power allocation coefficients of D_1 and D_2 have the relationships of $a_1 = 1 - a_\theta$ and $a_2 = a_\theta$. In this figure, it is illustrated that with the increase of the transmit P_u , the power allocation factor a_θ will be close to 1 when the maximum outage probability is achieved. In addition,

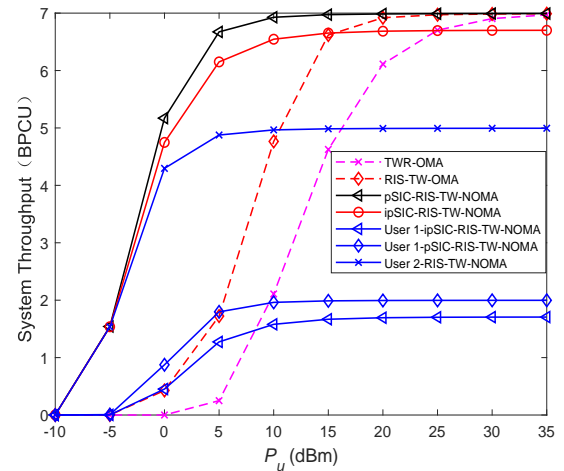


Fig. 7: System throughput versus P_u in delay-limited transmission mode.

the outage behavior of the nearby user becomes worse, and the performance of the distant user becomes better with the increase of the power allocation factor a_θ . This is due to the fact that D_1 suffers more interference from D_2 .

Fig. 7 plots the curve of system throughput versus P_u in delay-limited transmission mode. The graph is drawn according to (32), and M is set to 8. In this figure, the curves of system throughput with P_u in TWR-OMA, RIS-TW-OMA and RIS-TW-NOMA schemes are drawn, respectively. As can be observed from the figure that the system throughput in RIS-TW-NOMA is better than that of RIS-TW-OMA in the low SNR region. In addition, by plotting the system throughput of the NOMA system without RIS-aided under the same conditions, we can conclude that its performance in system throughput is inferior to the system with RIS assistance.

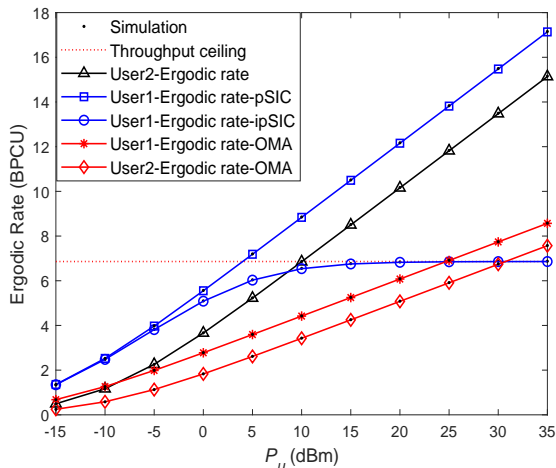


Fig. 8: Ergodic rate versus P_u , with $M = 8$, $R_1 = 2$, $R_2 = 5$ BPCU and $\mathbb{E}\{|g_h|^2\} = -6$ dB.

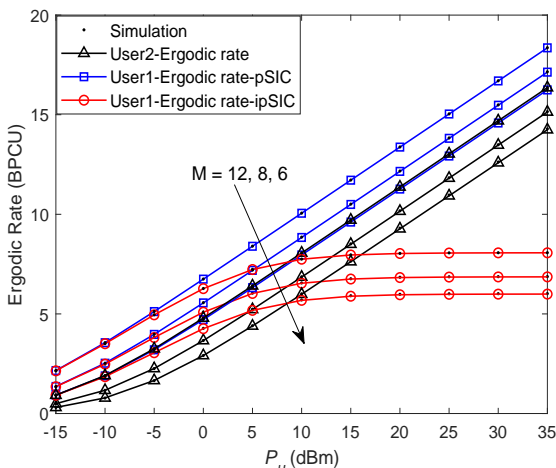


Fig. 9: Ergodic rate versus P_u , with $R_1 = 2$, $R_2 = 5$ BPCU and the different M .

B. Ergodic Rate

Fig. 8 plots the ergodic rate of the user versus P_u for a simulation setting with $R_1 = 2$, $R_2 = 5$ BPCU, $\mathbb{E}\{|\sigma_{I_i}|^2\} = -5$ dB, and $\mathbb{E}\{|g_h|^2\} = -6$ dB, which compares the ergodic rates of users in RIS-TW-OMA and RIS-TW-NOMA networks. These dots are the simulated values, and the lines are the theoretically derived values. In particular, the blue and black solid curves denote the ergodic rates of D_2 and D_1 with pSIC/ipSIC for RIS-TW-NOMA networks, which are plotted based on (34), (35) and (37), respectively. Moreover, the red curve represents the ergodic rates for RIS-TW-OMA networks drawn according to (39) and shown in the figure as a benchmark. One observation can be drawn that the ergodic rates for RIS-TW-NOMA are much greater than that of RIS-TW-OMA because RIS-TW-NOMA can realize much better user fairness. The ergodic rates of the nearby user with pSIC and the distant user are better than that of the nearby user with

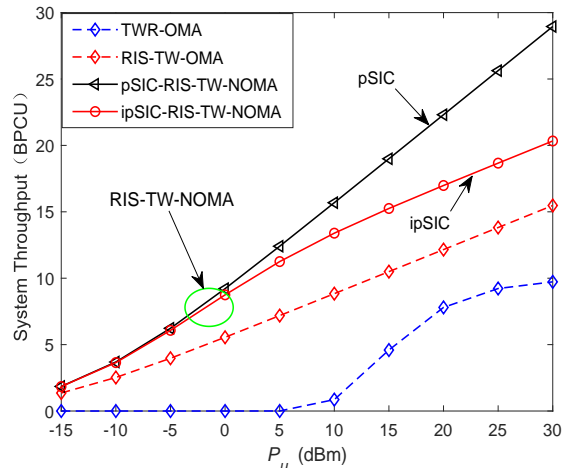


Fig. 10: System throughput versus P_u in delay-tolerant transmission mode.

ipSIC. This reason is that the ergodic rate of the nearby user with ipSIC is affected by residual interference and an ergodic rate ceiling exists.

Fig. 9 plots the ergodic rate of users versus P_u with the different number of reflecting elements of RIS for $R_1 = 2$, $R_2 = 5$ BPCU, $\mathbb{E}\{|g_h|^2\} = -6$ dB and $\mathbb{E}\{|\sigma_{I_i}|^2\} = -5$ dB. These dots are the simulated values, and the lines are the theoretically derived values. One can observe that as the increase for the number of RIS elements, the RIS-TW-NOMA network is capable of achieving enhanced ergodic rate. Another observation is that the ergodic performance of the nearby user with pSIC has the same slopes with various numbers of RIS elements, which confirms the insights in **Remark 5**. As a further advance, Fig. 10 plots the curve of system throughput versus P_u in delay-tolerant transmission mode for TWR-OMA, RIS-TW-OMA, and RIS-TW-NOMA. In this figure, the black and red solid curves represent the system throughput for RIS-TW-NOMA with ipSIC/pSIC, obtained from (43). The system throughput of TWR-OMA and RIS-TW-OMA are selected to be the benchmarks denoted by the blue and red dash curves. It is observed that RIS-TW-NOMA can achieve higher throughput, and its tremendous value. This reason is that the RIS-TW-NOMA network can achieve an enhanced ergodic rate.

C. Energy Efficiency

Fig. 11 plots the curve of energy efficiency versus P_u in delay-limited transmission mode for a simulation setting with $P = 1$ dBw, $\varepsilon = 1.2$, $P^{D_1} = P^{D_2} = 10$ dBm, the energy consumption P_{IRS} of IRS hardware is $KP_k(b)$ and $P_k(b) = 10$ dBm. The energy efficiency curves of RIS-TW-NOMA networks are plotted according to (45). It can be observed that RIS-TW-NOMA with ipSIC/pSIC has almost the same energy efficiency in the low SNR region. Nevertheless, the energy efficiency of RIS-TW-NOMA with pSIC is superior to ipSIC in the high SNR region. Another observation is that the energy efficiencies of RIS-TW-NOMA and RIS-TW-OMA

VII. CONCLUSION

This paper has studied the performance of RIS-TW-NOMA networks, where a pair of users are able to exchange their information with the aid of a RIS. The exact and asymptotic expressions of outage probability and ergodic rate for a pair of users with ipSIC/pSIC have been derived. According to the approximated analysis, we derive the diversity orders and high SNR slopes of users for RIS-TW-NOMA networks. It has been shown that users' outage behaviors and ergodic rates are related to the number of RIS elements. Additionally, the system throughput and energy efficiency of RIS-TW-NOMA have been discussed in both delay-limited and delay-tolerant transmission modes. Numerical results have shown that the proposed RIS-TW-NOMA is able to improve the outage performance and ergodic rate compared to RIS-TW-OMA. The setting of single antenna and coherent phase shifting may give rise to overestimated performance for RIS-TW-NOMA networks, hence our future work will relax these assumptions. Another promising future research direction is extend to multiple pairs of user research and consider using a random phase shifting approach to deal with the cascade channels, which will further enhance the performance of RIS-TW-NOMA networks.

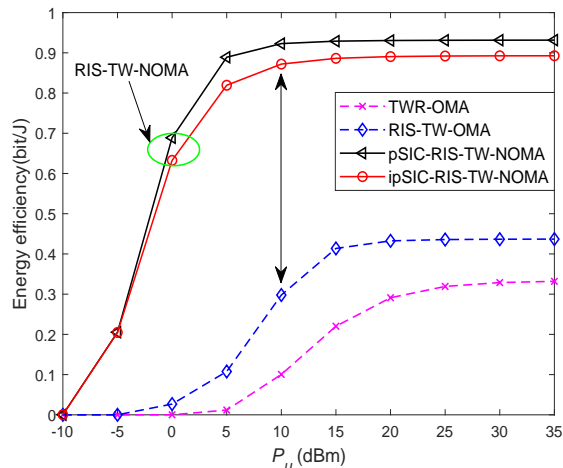


Fig. 11: Energy efficiency versus P_u in delay-limited transmission mode.

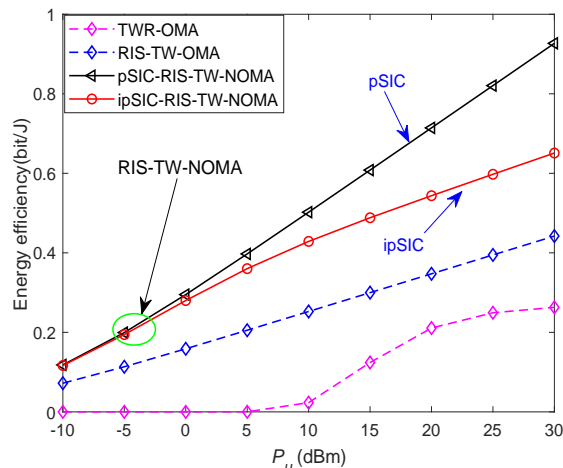


Fig. 12: Energy efficiency versus P_u in delay-tolerant transmission mode.

networks are superior to that of TWR-OMA networks. This is due to the RIS assisted wireless communications are capable of improving energy efficiency compared to these conventional cooperative communications.

Fig. 12 plots the curve of energy efficiency for RIS-TW-NOMA in delay-tolerant transmission mode for a simulation setting with $P = 1$ dBW, $\varepsilon = 2$, $P_1 = P_2 = 10$ dBm, the energy consumption P_{RIS} of RIS hardware is $KP_k(b)$ and $P_k(b) = 10$ dBm. The solid curves representing RIS-TW-NOMA with ipSIC/pSIC are obtained from (45), with throughput in delay-tolerant mode. The dashed curves, representing energy efficiency for RIS-TW-OMA and TWR-OMA. We can observe that the energy efficiency of RIS-TW-NOMA is much larger than that of RIS-TW-OMA and TWR-OMA. This is due to that RIS-TW-NOMA can achieve the more significant system throughput relative to these benchmarks.

APPENDIX A: PROOF OF THEOREM 1

According to the definition of outage probability, the outage probability of D_1 with ipSIC can be expressed by

$$P_{D_1}^{ipSIC} = \Pr[\gamma_{D_1 \rightarrow x_2} < \gamma_{th_2}]. \quad (\text{A.1})$$

Upon substituting (2) into (18) the outage probability of D_1 with ipSIC can be further given by

$$\begin{aligned} P_{D_1}^{ipSIC} &= \Pr \left[\frac{P_u a_2 |\mathbf{h}^H \Phi \mathbf{g}|^2}{\varepsilon P_u |g_h|^2 + \sigma_{I_1}^2 + \sigma_{n_1}^2} < \gamma_{th_2} \right] \\ &= \Pr \left[|\mathbf{h}^H \Phi \mathbf{g}|^2 < \frac{\gamma_{th_2}}{P_u a_2} (\varepsilon P_u \sigma_{g_h}^2 + \sigma_{I_1}^2 + \sigma_{n_1}^2) \right], \end{aligned} \quad (\text{A.2})$$

where $\chi = |\mathbf{h}^H \Phi \mathbf{g}| = \left| \sum_{m=1}^M h_m g_m e^{-j\theta_m} \right|$. For the coherent phase shifting design, the phase shifts of the RIS are matched with the phases of the RIS fading gains, the χ can be further expressed as $\sum_{m=1}^M |h_m g_m|$.

By using the CLT, $\frac{\chi - M\mu_{|h_m g_m|}}{\sqrt{M}\sigma_{|h_m g_m|}}$ obeys the standard normal distribution $\mathcal{N}(0, 1)$. χ can be approximated as the following Gaussian random variable:

$$\chi = \left| \sum_{m=1}^M h_m g_m \right| \sim \mathcal{N}(M\mu_{|h_m g_m|}, M\sigma_{|h_m g_m|}^2). \quad (\text{A.3})$$

And, X can be approximated as the following Gaussian random variable:

$$X = \sqrt{M} \left(\frac{\chi}{M} - \mu_{|h_m g_m|} \right) \sim \mathcal{N}(0, \sigma_{|h_m g_m|}^2). \quad (\text{A.4})$$

As a result, the outage probability of D_1 with ipSIC can be approximated as

$$\begin{aligned} P_{D_1}^{ipSIC} &= \Pr[\chi^2 < \tau^2] \\ &= \Pr\left[X < \sqrt{M} \left(\frac{\tau}{M} - \mu_{|h_m g_m|}\right)\right], \end{aligned} \quad (\text{A.5})$$

where $\tau = \sqrt{\frac{\gamma_{th_2}}{P_u a_2} (\varepsilon P_u \sigma_{g_h}^2 + \sigma_{I_1}^2 + \sigma_{n_1}^2)}$.

Applying the some algebraic manipulations, the closed-form expression for the outage probability of D_1 with ipSIC in RIS-TW-NOMA networks is calculated as

$$\begin{aligned} P_{D_1}^{ipSIC} &\approx \frac{1}{2} + \int_0^{\sqrt{M}(\frac{\tau}{M} - \mu_{|h_m g_m|})} \frac{1}{\sqrt{2\pi}\sigma_{|h_m g_m|}} e^{-\frac{t^2}{2\sigma_{|h_m g_m|}^2}} dt \\ &= \frac{1}{2} + \frac{1}{\sqrt{\pi}} \phi\left[\frac{\sqrt{M}(\frac{\tau}{M} - \mu_{|h_m g_m|})}{\sqrt{2}\sigma_{|h_m g_m|}}\right]. \end{aligned} \quad (\text{A.6})$$

Upon substituting (14) and (15) into (A.6), the closed-form expression for the outage probability of D_1 with ipSIC in RIS-TW-NOMA networks can be given by

$$P_{D_1}^{ipSIC} = \frac{1}{2} + \frac{1}{\sqrt{\pi}} \phi\left[\sqrt{\frac{M}{2(1-\frac{\pi^2}{16})}} \left(\frac{\tau}{M} - \frac{\pi}{4}\right)\right], \quad (\text{A.7})$$

where $\phi(x) \triangleq \int_0^x e^{-t^2} dt$. The proof is completed.

APPENDIX B: PROOF OF THEOREM 2

The inclusion of Bessel functions in the pdf of $|h_m g_m|$ is the main reason for the difficulty of performance analysis. Based on [49], the upper bound of the Bessel function was provided by

$$K_0(x) \leq \sqrt{\frac{\pi}{2x}} e^{-x}. \quad (\text{B.1})$$

With the aid of the upper bound for the Bessel function, the upper bound for PDF of $\chi = \left|\sum_{m=1}^M h_m g_m\right|$ can be calculated as follows

$$\begin{aligned} f_{|h_m g_m|}(x) &= 4xK_0(2x) \leq 4x\sqrt{\frac{\pi}{4x}} e^{-2x} \\ &= 2\sqrt{\pi}x e^{-2x} \triangleq v(x). \end{aligned} \quad (\text{B.2})$$

Because of the expression of $v(x)$, an upper bound of $\sum_{i=1}^M x_i$ is derived as follows and the Laplace transform of $v(x)$ is written as

$$\begin{aligned} \mathcal{L}(v(x)) &= \int_0^\infty 2\sqrt{\pi}x e^{-2x} e^{-sx} dx \\ &= 2\sqrt{\pi} \int_0^\infty x^{\frac{1}{2}} e^{-2x} e^{-sx} dx = \frac{2\sqrt{\pi}\Gamma(\frac{3}{2})}{(s+2)^{\frac{3}{2}}}. \end{aligned} \quad (\text{B.3})$$

where $\Gamma(x) = \int_0^{+\infty} t^{x-1} e^{-t} dt$ ($x > 0$) is the Gamma function.

Due to the fact that x_i is independent and identically distributed, the pdf of the sum is denoted by $f_{\sum_{i=1}^M x_i}(x)$, thus, $f_{\sum_{i=1}^M x_i}(x)$ can be upper bounded as

$$\begin{aligned} f_{\sum_{i=1}^M x_i}(x) &\leq \mathcal{L}^{-1}\left((\mathcal{L}(v(x)))^M\right) \\ &= \mathcal{L}^{-1}\left(\frac{2^M \pi^{\frac{M}{2}} \Gamma^M(\frac{3}{2})}{(s+2)^{\frac{3}{2}M}}\right). \end{aligned} \quad (\text{B.4})$$

Assume that M is an even number and make $L = \frac{M}{2}$, the upper bound of $f_{\sum_{i=1}^M x_i}(x)$ can be given by

$$f_{\sum_{i=1}^M x_i}(x) \leq \frac{2^M \pi^{\frac{M}{2}} \Gamma^M(\frac{3}{2})}{(3L-1)!} x^{3L-1} e^{-2x}. \quad (\text{B.5})$$

Based on (18), The upper bound for outage probability of D_1 with ipSIC in RIS-TW-NOMA networks can be given by

$$\begin{aligned} P_{D_1}^{ipSIC} &= \Pr\left[|\mathbf{h}^H \Phi \mathbf{g}|^2 < \tau^2\right] = \Pr\left[\sum_{m=1}^M |h_m g_m| < \tau\right] \\ &\leq \int_0^\tau \frac{2^M \pi^{\frac{M}{2}} \Gamma^M(\frac{3}{2})}{(3L-1)!} x^{3L-1} e^{-2x} dx \\ &= \frac{2^{-L} \pi^{\frac{M}{2}} \Gamma^M(\frac{3}{2})}{(3L-1)!} \gamma(3L, 2\tau), \end{aligned} \quad (\text{B.6})$$

where $\phi(x) \triangleq \int_0^x e^{-t^2} dt$, $\tau = \sqrt{\frac{\gamma_{th_2}}{P_u a_2} (\varepsilon P_u \sigma_{g_h}^2 + \sigma_{I_1}^2 + \sigma_{n_1}^2)}$, $\gamma(s, x) = \int_0^x t^{s-1} e^{-t} dt$ is the incomplete Gamma function. The proof is completed.

APPENDIX C: PROOF OF THEOREM 3

Upon substituting $\varepsilon = 1$ into (33), the ergodic rate of D_1 with ipSIC in RIS-TW-NOMA networks can be written as

$$\begin{aligned} R_{D_1}^{ipSIC} &= \mathbb{E}\left[\log\left(1 + \frac{P_u a_2 |\mathbf{h}^H \Phi \mathbf{g}|^2}{\underbrace{P_u |g_h|^2 + \sigma_{I_1}^2 + \sigma_{n_1}^2}_Y}\right)\right] \\ &= \frac{1}{\ln 2} \int_0^\infty \frac{1 - F_Y(y)}{1 + y} dy, \end{aligned} \quad (\text{C.1})$$

where $Y = \frac{P_u a_2 |\mathbf{h}^H \Phi \mathbf{g}|^2}{\varepsilon P_u |g_h|^2 + \sigma_{I_1}^2 + \sigma_{n_1}^2}$.

The CDF of Y can be expressed as

$$F_Y(y) = \Pr\left(\frac{P_u a_2 |\mathbf{h}^H \Phi \mathbf{g}|^2}{\varepsilon P_u |g_h|^2 + \sigma_{I_1}^2 + \sigma_{n_1}^2} < y\right). \quad (\text{C.2})$$

With the aid of (17), the CDF of Y can be calculated as

$$\begin{aligned} F_Y(y) &= \Pr\left[|\mathbf{h}^H \Phi \mathbf{g}|^2 < \frac{y}{P_u a_2} (\varepsilon P_u \sigma_{g_h}^2 + \sigma_{I_1}^2 + \sigma_{n_1}^2)\right] \\ &\approx \frac{1}{2} + \int_0^\kappa \frac{1}{\sqrt{2\pi}\sigma_{|h_m g_m|}} e^{-\frac{t^2}{2\sigma_{|h_m g_m|}^2}} dt, \end{aligned} \quad (\text{C.3})$$

where $\kappa = \sqrt{M} \left(\sqrt{\frac{y(\varepsilon P_u \sigma_{g_h}^2 + \sigma_{I_1}^2 + \sigma_{n_1}^2)}{P_u a_2}} \frac{1}{M} - \mu_{|h_m g_m|}\right)$.

Upon substituting (14) and (15) into (C.3), the CDF of Y is given by

$$\begin{aligned} F_Y(y) &= \frac{1}{2} + \frac{1}{\sqrt{\pi}} \phi\left[\sqrt{\frac{M}{2(1-\frac{\pi^2}{16})}}\right] \\ &\quad \times \left(\sqrt{\frac{y(\varepsilon P_u \sigma_{g_h}^2 + \sigma_{I_1}^2 + \sigma_{n_1}^2)}{P_u a_2}} \frac{1}{M} - \frac{\pi}{4}\right). \end{aligned} \quad (\text{C.4})$$

Combining (C.1) and (C.4), the exact expression for ergodic rate of D_1 with ipSIC in RIS-TW-NOMA networks can be given by

$$R_{D_1}^{ipSIC} = \frac{1}{\ln 2} \int_0^\infty \frac{1}{1+y} \left\{ \frac{1}{2} - \frac{1}{\sqrt{\pi}} \phi \left[\sqrt{\frac{M}{2(1-\frac{\pi^2}{16})}} \right] \times \left(\sqrt{\frac{y(\varepsilon P_u \sigma_{g_h}^2 + \sigma_{I_1}^2 + \sigma_{n_1}^2)}{P_u a_2}} \frac{1}{M} - \frac{\pi}{4} \right) \right\} dy. \quad (C.5)$$

The proof is completed.

REFERENCES

- [1] M. A. ElMossallamy, H. Zhang, L. Song, K. G. Seddik, Z. Han, and G. Y. Li, "Reconfigurable intelligent surfaces for wireless communications: Principles, challenges, and opportunities," *IEEE Trans. Cogn. Commun. Netw.*, vol. 6, no. 3, pp. 990–1002, May 2020.
- [2] M. Z. Chowdhury, M. Shahjalal, S. Ahmed, and Y. M. Jang, "6G wireless communication systems: Applications, requirements, technologies, challenges, and research directions," *IEEE Open J. Commun. Soc.*, vol. 1, pp. 957–975, Jul. 2020.
- [3] Y. Liu, X. Liu, X. Mu, T. Hou, J. Xu, M. Di Renzo, and N. Al-Dhahir, "Reconfigurable intelligent surfaces: Principles and opportunities," *IEEE Commun. Surveys Tutorials*, vol. 23, no. 3, pp. 1546–1577, May 2021.
- [4] E. Basar, M. Di Renzo, J. De Rosny, M. Debbah, M.-S. Alouini, and R. Zhang, "Wireless communications through reconfigurable intelligent surfaces," *IEEE Access*, vol. 7, pp. 116 753–116 773, Aug. 2019.
- [5] Y. Han, S. Zhang, L. Duan, and R. Zhang, "Cooperative double-IRS aided communication: Beamforming design and power scaling," *IEEE Wireless Commun. Lett.*, vol. 9, no. 8, pp. 1206–1210, Apr. 2020.
- [6] T. Hou, Y. Liu, Z. Song, X. Sun, Y. Chen, and L. Hanzo, "Reconfigurable intelligent surface aided NOMA networks," *IEEE J. Sel. Areas Commun.*, vol. 38, no. 11, pp. 2575–2588, Nov. 2020.
- [7] S. Gong, X. Lu, D. T. Hoang, D. Niyato, L. Shu, D. I. Kim, and Y.-C. Liang, "Toward smart wireless communications via intelligent reflecting surfaces: A contemporary survey," *IEEE Commun. Surveys Tutorials*, vol. 22, no. 4, pp. 2283–2314, Jun. 2020.
- [8] D. Kudathanthirige, D. Gunasinghe, and G. Amarasureiya, "Performance analysis of intelligent reflective surfaces for wireless communication," in *IEEE Proc. of International Commun. Conf. (ICC)*, Dublin, IRL, May 2020, pp. 1–6.
- [9] J. Lyu and R. Zhang, "Spatial throughput characterization for intelligent reflecting surface aided multiuser system," *IEEE Wireless Commun. Lett.*, vol. 9, no. 6, pp. 834–838, Jun. 2020.
- [10] C. Huang, A. Zappone, G. C. Alexandropoulos, M. Debbah, and C. Yuen, "Reconfigurable intelligent surfaces for energy efficiency in wireless communication," *IEEE Trans. Wireless Commun.*, vol. 18, no. 8, pp. 4157–4170, Aug. 2019.
- [11] D. L. Galappaththige, D. Kudathanthirige, and G. Amarasureiya, "Performance analysis of distributed intelligent reflective surface aided communications," in *IEEE Proc. of Global Commun. Conf. (GLOBECOM)*, Taipei, Taiwan, Dec. 2020, pp. 1–6.
- [12] Q. Tao, J. Wang, and C. Zhong, "Performance analysis of intelligent reflecting surface aided communication systems," *IEEE Commun. Lett.*, vol. 24, no. 11, pp. 2464–2468, Jul. 2020.
- [13] Z. Cui, K. Guan, J. Zhang, and Z. Zhong, "Snr coverage probability analysis of RIS-aided communication systems," *IEEE Trans. Veh. Technol.*, vol. 70, no. 4, pp. 3914–3919, Apr. 2021.
- [14] Y. Liu, X. Mu, J. Xu, R. Schber, Y. Hao, H. V. Poor, and L. Hanzo, "STAR: Simultaneous transmission and reflection for 360° coverage by intelligent surfaces," vol. 28, no. 6, pp. 102–109, Dec. 2021.
- [15] Z. Ding, Z. Yang, P. Fan, and H. V. Poor, "On the performance of non-orthogonal multiple access in 5G systems with randomly deployed users," *IEEE Signal Process. Lett.*, vol. 21, no. 12, pp. 1501–1505, Dec. 2014.
- [16] Y. Liu, Z. Qin, M. ElKashlan, Z. Ding, A. Nallanathan, and L. Hanzo, "Non-orthogonal multiple access for 5G and beyond," *Proceedings of the IEEE*, vol. 105, no. 12, pp. 2347–2381, Dec. 2017.
- [17] Y. Liu, Z. Ding, M. ElKashlan, and J. Yuan, "Nonorthogonal multiple access in large-scale underlay cognitive radio networks," *IEEE Trans. Veh. Technol.*, vol. 65, no. 12, pp. 10 152–10 157, Dec. 2016.
- [18] Z. Ding, M. Peng, and H. V. Poor, "Cooperative non-orthogonal multiple access in 5G systems," *IEEE Commun. Lett.*, vol. 19, no. 8, pp. 1462–1465, Aug. 2015.
- [19] Y. Liu, Z. Ding, M. ElKashlan, and H. V. Poor, "Cooperative non-orthogonal multiple access with simultaneous wireless information and power transfer," *IEEE J. Sel. Areas Commun.*, vol. 34, no. 4, pp. 938–953, Apr. 2016.
- [20] X. Yue, Z. Qin, Y. Liu, S. Kang, and Y. Chen, "A unified framework for non-orthogonal multiple access," *IEEE Trans. Commun.*, vol. 66, no. 11, pp. 5346–5359, Nov. 2018.
- [21] J. Men, J. Ge, and C. Zhang, "Performance analysis of nonorthogonal multiple access for relaying networks over Nakagami- m fading channels," *IEEE Trans. Veh. Technol.*, vol. 66, no. 2, pp. 1200–1208, Feb. 2017.
- [22] Y. Yuan, Y. Xu, Z. Yang, P. Xu, and Z. Ding, "Energy efficiency optimization in full-duplex user-aided cooperative SWIPT NOMA systems," *IEEE Trans. Commun.*, vol. 67, no. 8, pp. 5753–5767, May 2019.
- [23] D. Wan, M. Wen, F. Ji, H. Yu, and F. Chen, "Non-orthogonal multiple access for cooperative communications: challenges, opportunities, and trends," *IEEE Wireless Commun.*, vol. 25, no. 2, pp. 109–117, May 2018.
- [24] G. Yang, X. Xu, and Y.-C. Liang, "Intelligent reflecting surface assisted non-orthogonal multiple access," in *2020 IEEE Proc. of International Wireless Commun. Networking Conf.*, Jun. 2020, pp. 1–6.
- [25] B. Zheng, Q. Wu, and R. Zhang, "Intelligent reflecting surface-assisted multiple access with user pairing: NOMA or OMA?" *IEEE Commun. Lett.*, vol. 24, no. 4, pp. 753–757, Apr. 2020.
- [26] Y. Cheng, K. H. Li, Y. Liu, K. C. Teh, and H. Vincent Poor, "Downlink and uplink intelligent reflecting surface aided networks: NOMA and OMA," *IEEE Trans. Wireless Commun.*, vol. 20, no. 6, pp. 3988–4000, Feb. 2021.
- [27] Z. Ding and H. V. Poor, "A simple design of IRS-NOMA transmission," *IEEE Commun. Lett.*, vol. 24, no. 5, pp. 1119–1123, May 2020.
- [28] Z. Ding, R. Schober, and H. V. Poor, "On the impact of phase shifting designs on IRS-NOMA," *IEEE Wireless Commun. Lett.*, vol. 9, no. 10, pp. 1596–1600, Apr. 2020.
- [29] X. Yue and Y. Liu, "Performance analysis of intelligent reflecting surface assisted NOMA networks," *IEEE Trans. Wireless Commun.*, vol. 21, no. 4, pp. 2623–2636, Apr. 2022.
- [30] L. Bariah, S. Muhaidat, P. C. Sofotasios, F. E. Bouanani, O. A. Dobre, and W. Hamouda, "Large intelligent surface assisted non-orthogonal multiple access: Performance analysis," 2020. [Online]. Available: <https://arxiv.org/abs/2007.09611v1>.
- [31] X. Yue, J. Xie, Y. Liu, Z. Han, R. Liu, and Z. Ding, "Simultaneously transmitting and reflecting reconfigurable intelligent surface assisted NOMA networks," 2021. [Online]. Available: <https://arxiv.org/abs/2112.01336v2>.
- [32] C. Zhang, W. Yi, Y. Liu, Z. Ding, and L. Song, "STAR-IOS aided NOMA networks: Channel model approximation and performance analysis," 2021. [Online]. Available: <https://arxiv.org/abs/2107.01543v1>.
- [33] C. E. Shannon, "Two-way communication channels," in *Proc. 4th Berkeley Symp. Math. Stat and Prob.*, vol. 1, pp. 611–644, 1961.
- [34] R. H. Louie, Y. Li, and B. Vucetic, "Practical physical layer network coding for two-way relay channels: performance analysis and comparison," *IEEE Trans. Wireless Commun.*, vol. 9, no. 2, pp. 764–777, Feb. 2010.
- [35] S. Kusaladharma, P. Herath, and C. Tellambura, "Underlay interference analysis of power control and receiver association schemes," *IEEE Transactions on Vehicular Technology*, vol. 65, no. 11, pp. 8978–8991, Nov. 2016.
- [36] C. Y. Ho and C. Y. Leow, "Cooperative non-orthogonal multiple access using two-way relay," in *2017 IEEE Int. Conf. Signal Image Process. Appl.*, Sep. 2017, pp. 459–463.
- [37] X. Yue, Y. Liu, S. Kang, A. Nallanathan, and Y. Chen, "Modeling and analysis of two-way relay non-orthogonal multiple access systems," *IEEE Trans. Commun.*, vol. 66, no. 9, pp. 3784–3796, Sep. 2018.
- [38] F. Wei, T. Zhou, T. Xu, and H. Hu, "Modeling and analysis of two-way relay networks: A joint mechanism using NOMA and network coding," *IEEE Access*, vol. 7, pp. 152 679–152 689, Oct. 2019.
- [39] E. Basar, M. Di Renzo, J. De Rosny, M. Debbah, M.-S. Alouini, and R. Zhang, "Wireless communications through reconfigurable intelligent surfaces," *IEEE access*, vol. 7, pp. 116 753–116 773, Aug. 2019.
- [40] S. Atapattu, R. Fan, P. Dharmawansa, G. Wang, J. Evans, and T. A. Tsiftsis, "Reconfigurable intelligent surface assisted two-way communications: Performance analysis and optimization," *IEEE Trans. Commun.*, vol. 68, no. 10, pp. 6552–6567, Oct. 2020.

- [41] J. Wang, Y.-C. Liang, J. Joung, X. Yuan, and X. Wang, "Joint beamforming and reconfigurable intelligent surface design for two-way relay networks," *IEEE Trans. Commun.*, vol. 69, no. 8, pp. 5620–5633, Aug. 2021.
- [42] Z. Ding, H. Dai, and H. V. Poor, "Relay selection for cooperative NOMA," *IEEE Wireless Commun. Lett.*, vol. 5, no. 4, pp. 416–419, Jun. 2016.
- [43] X. Yue, Y. Liu, S. Kang, A. Nallanathan, and Z. Ding, "Spatially random relay selection for full/half-duplex cooperative NOMA networks," *IEEE Trans. Commun.*, vol. 66, no. 8, pp. 3294–3308, Aug. 2018.
- [44] H. Liu, H. Ding, L. Xiang, J. Yuan, and L. Zheng, "Outage and BER performance analysis of cascade channel in relay networks," *Procedia Comput. Sci.*, vol. 34, p. 23C30, Feb. 2014.
- [45] Y. Liu, Z. Qin, M. ElKashlan, Y. Gao, and L. Hanzo, "Enhancing the physical layer security of non-orthogonal multiple access in large-scale networks," *IEEE Trans. Wireless Commun.*, vol. 16, no. 3, pp. 1656–1672, Mar. 2017.
- [46] C. Huang, A. Zappone, G. C. Alexandropoulos, M. Debbah, and C. Yuen, "Reconfigurable intelligent surfaces for energy efficiency in wireless communication," *IEEE Trans. Wireless Commun.*, vol. 18, no. 8, pp. 4157–4170, Aug. 2019.
- [47] R. Mndez-Rial, C. Rusu, N. Gonzlez-Prelcic, A. Alkhateeb, and R. W. Heath, "Hybrid MIMO architectures for millimeter wave communications: Phase shifters or switches?" *IEEE Access*, vol. 4, pp. 247–267, Jan. 2016.
- [48] L. N. Ribeiro, S. Schwarz, M. Rupp, and A. L. F. de Almeida, "Energy efficiency of mmWave massive MIMO precoding with Low-Resolution DACs," *IEEE J. Sel. Topics Signal Process.*, vol. 12, no. 2, pp. 298–312, May 2018.
- [49] Z. Yang and Y. Chu, "On approximating the modified Bessel function of the second kind," *J. Inequal. Appl.*, no. 1, pp. 1–8, Dec. 2017.