

Unruh Effect and Takagi's Statistics Inversion in Strained Graphene

Anshuman Bhardwaj^{1,*} and Daniel E. Sheehy^{1,†}

¹*Department of Physics and Astronomy, Louisiana State University, Baton Rouge, LA 70803 USA*
(Dated: September 19, 2022)

We present a theoretical study of how a spatially-varying quasiparticle velocity in honeycomb lattices, achievable using strained graphene or in engineered cold-atom optical lattices that have a spatial dependence to the local tunneling amplitude, can yield the Rindler Hamiltonian embodying an observer accelerating in Minkowski spacetime. Within this setup, a sudden switch-on of the spatially-varying tunneling (or strain) yields a spontaneous production of electron-hole pairs, an analogue version of the Unruh effect characterized by the Unruh temperature. We discuss how this thermal behavior, along with Takagi's statistics inversion, can manifest themselves in photo-emission and scanning tunneling microscopy experiments. We also calculate the average electronic conductivity and find that it grows linearly with frequency ω , vanishing in the DC limit ($\omega \rightarrow 0$). Finally, we find that the total system energy at zero environment temperature looks like Planck's blackbody result for photons due to the aforementioned statistics inversion, whereas for an initial thermally excited state of fermions, the total internal energy undergoes stimulated particle reduction.

I. INTRODUCTION

Quantum field theory in curved spacetime [1–6] is an exciting arena in which two cornerstones of modern physics, quantum field theory and general relativity, merge to produce surprising results. One classic prediction at this crossroads is that a quantum field in an initial vacuum state, under the influence of spacetime curvature (or gravity), leads to a spontaneous generation of particles associated with that field. This was first realized by Schrodinger [7] in the context of relativistic quantum mechanics in an expanding universe and later by Parker [8, 9] who independently showed this in the context of general quantum fields in cosmological spacetimes. One such class of spacetimes is the one experienced by an accelerating observer: the Rindler spacetime [10]. However, this spacetime is special because it creates particles with a thermal spectrum [11–13], i.e. an accelerating (or Rindler) observer sees the Minkowski (or flat) spacetime vacuum as a thermal bath of particles. This phenomenon is called the Fulling-Davies-Unruh effect (also known as the Unruh effect). Here, the thermality emerges due to two reasons. The first is the appearance of a horizon that splits the entire spacetime into two mutually inaccessible regions (corresponding to observers accelerating in opposite directions) and thus vacuum expectation values in one region lead to tracing over the degrees of freedom of the other region, thus yielding a mixed state. The second reason is that the response function of an accelerating particle detector follows the principle of detailed balance, or in other words satisfies the Kubo-Martin-Schwinger (KMS) condition [14, 15], which is a sufficient condition for a spectrum to be called thermal.

Similar horizons and therefore their associated thermal behavior also emerge in other spacetimes, such as black

holes [16, 17] where this behavior is known as Hawking radiation, and the Gibbons-Hawking effect in de-Sitter cosmologies [18]. A surprising result that appears here is that the detector response, which depends on the density of states and the statistics, is sensitive to the dimensions of spacetime. In odd spacetime dimensions, the response of fermions has a Bose-Einstein distribution, whereas bosons follow a Fermi-Dirac distribution. This is the well-known ‘apparent inversion of statistics’ due to Takagi [19] which is linked to the violation of Huygens’ principle in odd spacetime dimensions [20–25].

There have been various proposals to detect the Unruh effect in accelerating systems [26–28], for example using Bose-Einstein condensates [29, 30]. However, observing this effect is challenging as an acceleration of about 10^{21}m/s^2 is required to generate a temperature of 1K [5] which is likely beyond the reach of current technology. In such a situation, analogue gravity [31] offers an alternative arena for observing relativistic phenomena, in which condensed matter or cold atom systems are engineered to mimic the behavior of relativistic systems. This area emerged in 1981 when Unruh showed [32] how water ripples in a draining bathtub can mimic the Klein-Gordon equation for a scalar field near a black hole horizon. This led to the prediction of analogue Hawking radiation which was realized in a series of experiments [33–36]. On the other hand, particle creation in the context of the inflationary early universe was recently observed in toroidal Bose-Einstein condensates [37, 38] and studied theoretically in Refs. [39–41].

Such analogue platforms can be used to mimic the Unruh effect, as was recently observed in Bose-Einstein condensates [42] by modulating the scattering length that determines the interactions between ultracold bosonic atoms. Various proposals have also been made to detect the analogue Unruh effect in ultracold Fermi gases in square lattices [43–45] and in graphene [46–48].

Here our main interest is in exploring analogue Rindler physics, and the analogue Unruh effect, in graphene and related cold-atom systems (i.e., fermionic atoms

* abhard4@lsu.edu

† sheehy@lsu.edu

in honeycomb lattices. Indeed, the status of graphene as an analogue relativistic system has been long recognized [49, 50], and the fact that graphene’s low-energy excitations obey the Dirac equation was established even from the earliest experimental work on these systems [51, 52]. As is well known, the effective “speed of light” characterizing the Dirac quasiparticles in graphene takes a value $v \simeq c/300$ (with c the actual speed of light). To achieve the Rindler Hamiltonian in graphene requires engineering a spatial variation in v along one direction.

In this paper, our aim is to discuss how the Unruh effect would be manifested in honeycomb systems such as mechanically strained graphene or in an appropriately engineered cold atom optical lattice system [53–57]. In either case what is needed is a spatial variation in the local tunneling matrix elements between sites. The basic idea is to start with unstrained graphene, in equilibrium at low temperature T (that we will usually assume to be $T = 0$). As mentioned above, fermionic excitations in unstrained graphene obey the conventional Dirac equation, i.e., the Dirac equation in Minkowski (flat) spacetime. The next step is to suddenly switch on the strain field, changing the system Hamiltonian to the Rindler Hamiltonian, with excitations described by a Rindler Dirac equation. The Unruh effect emerges because a vacuum initial (Minkowski) state becomes, after the strain, an effective thermal distribution of Rindler quasiparticles characterized by the strain-dependent Unruh temperature.

Earlier theoretical work by Rodriguez-Laguna and collaborators showed [43], in the context of square optical lattices, that such a sudden quench should indeed yield the Unruh effect, provided that the timescale of the switching process is much faster than the timescale at which the electron dynamics operates (governed by the inverse tunnelling rate). Here we assume the switching on is sufficiently rapid so that, invoking the sudden approximation of quantum mechanics, the correct procedure is to obtain observables by calculating the expectation values of operators in the strained system with respect to states of the unstrained lattice (i.e., the Minkowski vacuum or, at finite real temperature, a Fermi gas of Dirac quasiparticles and holes).

The rest of the paper is organized as follows. In Sec. II, we describe how the Rindler Hamiltonian can be realized for low-energy and long wavelength fermions in mechanically strained graphene. Since the basic effect relies only on engineering a spatially-varying tunneling matrix element, we expect it should be similarly possible to engineer the Rindler Hamiltonian in cold-atom systems. In Sec. III, we revisit the Hamiltonian for fermions in flat spacetime (or flat graphene sheet) and identify the normal modes of this system that correspond to particle and hole excitations. In Sec. IV, we derive the Dirac equation due to the Rindler Hamiltonian, obtaining a similar mode expansion for the strained case. In Sec. V, we use the mode expansions in flat and strained (Rindler) honeycomb lattices to derive how a sudden strain can induce spontaneous electron-hole creation with an emer-

gent Fermi-Dirac distribution, which is the analogue Unruh effect. In Sec. VI we analyze the Green’s functions after such a sudden strain, showing how signatures of the analogue Unruh effect may be measured in observables such as photoemission spectroscopy and scanning tunneling microscopy and how the form of the emergent thermality is connected to the violation of Huygens’ principle. In Sec. VII, we study the frequency-dependent optical conductivity of this system, which we find to increase approximately linearly with increasing frequency, in contrast to flat graphene, where it is known to be nearly constant (i.e., frequency-independent) [58–61]. In Sec. VIII, we discuss the effects of this sudden switching-on of the Rindler Hamiltonian on the total internal energy of fermions at finite environment temperature. In Sec. IX we provide brief concluding remarks and in Appendix A, we give details that are omitted from the main text on the Dirac equation in curved spacetime.

II. CREATING THE RINDLER HAMILTONIAN

In this section, we will show how the Rindler Hamiltonian can be realized via graphene with a spatially-varying strain that yields a Hamiltonian with a spatially-varying Fermi velocity. This is in contrast to the low-energy theory of conventional graphene that exhibits a spatially-uniform Fermi velocity.

To see how such a spatially-varying Fermi velocity can be engineered, we start with the tight binding Hamiltonian for graphene which involves (π orbital) electrons hopping from carbon atoms in the A sub-lattice to their nearest neighboring B carbon atoms, and vice versa:

$$\hat{H} = - \sum_{\mathbf{R}_j, n} t_{\mathbf{R}_j, n} \left[\hat{a}_{\mathbf{R}_j}^\dagger \hat{b}_{\mathbf{R}_j + \boldsymbol{\delta}_n} + \hat{b}_{\mathbf{R}_j + \boldsymbol{\delta}_n}^\dagger \hat{a}_{\mathbf{R}_j} \right], \quad (1)$$

where \mathbf{R}_j labels the Bravais lattice points formed by the A -atoms, and index n denotes the three nearest neighboring B atoms. Here, the \hat{a} and \hat{b} operators annihilate fermions on the A and B sublattices, respectively, with hopping amplitude $t_{\mathbf{R}_j, n}$ (that we have taken to be real). The nearest neighbor vectors $\boldsymbol{\delta}_n$ joining the A and B atoms are as follows:

$$\boldsymbol{\delta}_1 = a \left(\frac{\sqrt{3}}{2}, \frac{1}{2} \right), \quad \boldsymbol{\delta}_2 = a \left(-\frac{\sqrt{3}}{2}, \frac{1}{2} \right), \quad \boldsymbol{\delta}_3 = a(0, -1), \quad (2)$$

with a the nearest-neighbor carbon distance. When a graphene sheet undergoes a mechanical strain, with $u_{ij} \equiv \frac{1}{2}(\partial_i u_j + \partial_j u_i)$ being the strain tensor, the distance between two carbon atoms changes and thus the hopping amplitude gets adjusted accordingly. For perturbative strains, we can then Taylor expand the hopping amplitude as follows [62]:

$$t_{\mathbf{R}_j, n} = t_0 \left[1 - \beta \Delta u_n^{(1)} - \beta \Delta u_n^{(2)} \right], \quad (3)$$

with

$$\Delta u_n^{(1)} = \frac{\delta_n^i \delta_n^j}{a^2} u_{ij}, \quad (4)$$

$$\Delta u_n^{(2)} = \frac{\delta_n^i \delta_n^j \delta_n^k}{2a^2} \partial_i u_{jk} \quad (5)$$

where $\Delta u_n^{(1)}$ is the first order change due to strains alone, and $\Delta u_n^{(2)}$ denotes the first order change due to strains and their derivatives (which is a low energy approximation). Here, a is the lattice spacing, and $\beta = |\frac{\partial \log t}{\partial \log a}|$ is the Grüneisen parameter. Note we also assume that the electrons cannot hop to the next nearest neighbors, i.e. $t' = 0$.

With the aim of realizing the Rindler Hamiltonian, henceforth we choose the following components for the

strain tensor:

$$\begin{aligned} u_{xx} = u_{yy} &= -\frac{|x|}{\beta\lambda}, & u_{xy} &= 0, \\ t_1(x) &= 1 + \frac{|x|}{\lambda} + \frac{\sqrt{3}}{4} \frac{a}{\lambda} \text{sgn}(x), \\ t_2(x) &= 1 + \frac{|x|}{\lambda} - \frac{\sqrt{3}}{4} \frac{a}{\lambda} \text{sgn}(x), \\ t_3(x) &= 1 + \frac{|x|}{\lambda}, \end{aligned} \quad (6)$$

where λ is the strain scale that measures the distance over which an appreciable inhomogeneity develops in the honeycomb lattice. With this choice of strain tensor, the distance between atoms decreases with increasing distance from $x = 0$. At low energies, the electron dynamics is governed by two nodes in the reciprocal space $\mathbf{K} = (\frac{4\pi}{3a\sqrt{3}}, 0) = -\mathbf{K}'$. We can thus write down the a and b operators localized near these nodes as [63]:

$$\hat{a}_{\mathbf{R}_j} = e^{i\mathbf{K} \cdot \mathbf{R}_j} \hat{A}(\mathbf{R}_j) + e^{i\mathbf{K}' \cdot \mathbf{R}_j} \hat{A}'(\mathbf{R}_j), \quad (7)$$

$$\begin{aligned} \hat{b}_{\mathbf{R}_j + \boldsymbol{\delta}_n} &= e^{i\mathbf{K} \cdot (\mathbf{R}_j + \boldsymbol{\delta}_n)} \hat{B}(\mathbf{R}_j + \boldsymbol{\delta}_n) \\ &+ e^{i\mathbf{K}' \cdot (\mathbf{R}_j + \boldsymbol{\delta}_n)} \hat{B}'(\mathbf{R}_j + \boldsymbol{\delta}_n), \end{aligned} \quad (8)$$

where the prime ' denotes operators associated to the \mathbf{K}' node. For low energies, it suffices to Taylor expand the $\hat{b}_{\mathbf{R} + \boldsymbol{\delta}_n}$ operators to linear order in gradients of these operators [63]:

$$\hat{B}(\mathbf{R}_j + \boldsymbol{\delta}_n) \approx \hat{B}(\mathbf{R}_j) + \boldsymbol{\delta}_n \cdot \boldsymbol{\nabla} \hat{B}(\mathbf{R}_j). \quad (9)$$

Plugging into the tight-binding Hamiltonian (1), the expressions for operators near the nodes (7), and the Taylor expansions for the hopping amplitude (3) and for the operators on B carbon atoms (9), gives us the following:

$$\begin{aligned} \hat{H} &= -t_0 \sum_{\mathbf{R}_j, n} \left[1 - \beta \Delta u_n^{(1)} - \beta \Delta u_n^{(2)} \right] \cdot \left[\hat{A}^\dagger(\mathbf{R}_j) \left\{ \hat{B}(\mathbf{R}_j) + \boldsymbol{\delta}_n \cdot \boldsymbol{\nabla} \hat{B}(\mathbf{R}_j) \right\} e^{i\mathbf{K} \cdot \boldsymbol{\delta}_n} + \text{h.c.} \right] \\ &- t_0 \sum_{\mathbf{R}_j, n} \left[1 - \beta \Delta u_n^{(1)} - \beta \Delta u_n^{(2)} \right] \cdot \left[\hat{A}'^\dagger(\mathbf{R}_j) \left\{ \hat{B}'(\mathbf{R}_j) + \boldsymbol{\delta}_n \cdot \boldsymbol{\nabla} \hat{B}'(\mathbf{R}_j) \right\} e^{i\mathbf{K}' \cdot \boldsymbol{\delta}_n} + \text{h.c.} \right], \end{aligned} \quad (10)$$

where second term in each line is the hermitian conjugate of the first, denoted by h.c.. Here we have ignored cross-terms between the two nodes like $\sim \sum_{\mathbf{R}_j} \hat{A}^\dagger(\mathbf{R}_j) \hat{B}'(\mathbf{R}_j) e^{i(\mathbf{K} - \mathbf{K}') \cdot \mathbf{R}_j}$, that destructively interfere and thus vanish. We now simplify this expression by using the Rindler strain pattern (6) and keeping terms that are linear order in gradients, terms that are linear order in strains and terms that are both linear in gradients as well as strains. We also introduce two-component

field operators at the \mathbf{K} and \mathbf{K}' nodes:

$$\hat{\psi}_{\mathbf{K}}(\mathbf{R}_j) = \begin{pmatrix} \hat{B}(\mathbf{R}_j) \\ \hat{A}(\mathbf{R}_j) \end{pmatrix}, \quad (11)$$

$$\hat{\psi}_{\mathbf{K}'}(\mathbf{R}_j) = \begin{pmatrix} \hat{A}'(\mathbf{R}_j) \\ \hat{B}'(\mathbf{R}_j) \end{pmatrix}. \quad (12)$$

Upon approximating the sums over Bravais lattice points \mathbf{R}_j to spatial integrals over \mathbf{r} , relabeling the \mathbf{K} and \mathbf{K}' points to be the right (R) and left (L) nodes, we finally

arrive at the effective Hamiltonian:

$$\hat{H} = \sum_{i=R,L} \int d^2r \hat{\psi}_i^\dagger(\mathbf{r}) \hat{h}_i \hat{\psi}_i(\mathbf{r}), \quad (13)$$

$$\hat{h}_R \equiv \sqrt{v(x)} \cdot (\boldsymbol{\sigma} \cdot \hat{\mathbf{p}}) \sqrt{v(x)} = -\hat{h}_L, \quad (14)$$

where $\boldsymbol{\sigma} = (\sigma_x, \sigma_y)$ is the vector of Pauli matrices, $\hat{\mathbf{p}} = -i\hbar\nabla$ is the momentum operator, with $\nabla = (\partial_x, \partial_y)$ being the gradient. Here, $v(x) = v_0(1 + \frac{|x|}{\lambda})$ represents a spatially-varying Fermi velocity with $v_0 = \frac{3t_0a}{2\hbar}$ being the Fermi velocity of the unstrained Honeycomb lattice. If we had instead chosen a plus sign for the strain tensor components in (6), then we would get a spatially decreasing Fermi velocity $v_0(1 - \frac{|x|}{\lambda})$.

In the next step, we establish two different limiting cases of the Hamiltonian Eq. (13): The unstrained case, $\lambda \rightarrow \infty$, that yields the well known 2D Dirac Hamiltonian, and the case of strong strains, $\lambda \rightarrow 0$, in which the system Hamiltonian describes Dirac particles moving in a Rindler metric [10]. In the strong-strain limit, we can neglect the unit contribution in $v(x)$, leaving $v(x) = v_0|x|/\lambda$. In fact, as we now argue, this approximation also holds in the long-wavelength limit. Our argument relies on translation symmetry in the y -direction, which implies eigenfunctions of \hat{h}_R are plane waves in the y direction, $\propto e^{ik_y y}$ with wavevector k_y . Re-scaling the coordinates via $x \rightarrow x/|k_y|$ and $y \rightarrow y/|k_y|$ changes the spatially dependent Fermi velocity to $v(x) \rightarrow v_0(1 + \frac{|x|}{|k_y|\lambda})$ and the momentum operator becomes $\hat{\mathbf{p}} \rightarrow |k_y| \cdot \hat{\mathbf{p}}$. In the long-wavelength limit ($|k_y|\lambda \ll 1$), the contribution of unity inside $v(x)$ becomes negligible and $|k_y|$ cancels out, giving us the 2D Rindler Hamiltonian which is just (13) with the Fermi velocity $v(x) = v_0|x|/\lambda$.

Having discussed how the Rindler Hamiltonian can be realized in strained honeycomb lattices, in the coming sections, we apply these ideas to see how a sudden switch on of the system strain, suddenly changing the Hamiltonian from the 2D Dirac Hamiltonian to the 2D Rindler Hamiltonian can strongly modify low-energy and long-wavelength properties leading to the analogue Unruh effect. To begin with, in the next section, we start with a review of fermions in flat unstrained honeycomb lattices, i.e., the case of graphene.

III. MODE EXPANSION: FLAT HONEYCOMB LATTICE

In this section, we review the Dirac equation for flat (unstrained) graphene and derive the resulting normal mode expansion that describes electron and hole excitations. As we have already discussed, the low-energy Hamiltonian for fermions hopping on a uniform (unstrained) honeycomb lattice follows from taking the $\lambda \rightarrow \infty$ limit of Eq. (13), resulting in $\hat{H} = \hat{H}_R + \hat{H}_L$ with

$$\hat{H}_R = v_0 \int d^2r \hat{\psi}_R^\dagger(\mathbf{r}) \boldsymbol{\sigma} \cdot \hat{\mathbf{p}} \hat{\psi}_R(\mathbf{r}), \quad (15)$$

where to get \hat{H}_L we simply replace $R \rightarrow L$ and take $v_0 \rightarrow -v_0$. The field operators $\hat{\psi}_i$ ($i = L, R$) satisfy the anticommutation relation

$$\{\hat{\psi}_i, \hat{\psi}_j^\dagger\} = \delta_{ij} \delta(\mathbf{r} - \mathbf{r}'), \quad (16)$$

In the following we focus on the right node, with results from the left node easily following. The Heisenberg equation of motion for the field operators $\hat{\psi}_R(\mathbf{r}, t)$ is:

$$i\hbar \partial_t \hat{\psi}_R(\mathbf{r}, t) = [\hat{\psi}_R(\mathbf{r}, t), \hat{H}] = v_0 \boldsymbol{\sigma} \cdot \hat{\mathbf{p}} \hat{\psi}_R(\mathbf{r}, t), \quad (17)$$

the massless Dirac equation (Weyl equation) that describes how fermions (with zero rest mass) propagate in a flat spacetime with an emergent (2 + 1)-dimensional Minkowski line element labeled by the inertial coordinates (T, X, Y) :

$$ds_{\text{Mink}}^2 = -v_0^2 dT^2 + dX^2 + dY^2, \quad (18)$$

where the speed of light is now replaced by the Fermi velocity $c \rightarrow v_0$. In Appendix A, we describe how a metric expressed in inertial coordinates like (18) (see Eq. (A2)) leads to a Dirac equation in inertial coordinates (17) (see Eq. (A13)). This metric describes the dynamical trajectories of inertial observers in a flat spacetime. Suppose two inertial frames S and S' moving with relative speed v , then the coordinates of an observer in frame S' i.e. (T', X', Y') , are related to the ones in S via Lorentz transformations:

$$\begin{aligned} v_0 T' &= v_0 T \cosh \theta - x \sinh \theta, \\ X' &= x \cosh \theta - v_0 T \sinh \theta, \\ Y' &= Y, \end{aligned} \quad (19)$$

where $\cosh \theta = \gamma = \frac{1}{\sqrt{1-\beta^2}}$ is the Lorentz factor with $\beta = \frac{v}{v_0}$, and $\sinh \theta = \gamma\beta$. The ratio of these factors relate the velocity with rapidity $\theta \in (-\infty, \infty)$: $\tanh \theta = \beta \in (-1, 1)$. In either frame, the trajectory of an inertial observer is of the form $-v_0^2 T^2 + X^2 + Y^2 = \text{constant}$.

Thus, as one might expect, fermions hopping in an unstrained honeycomb lattice obey an analogue Dirac equation with the Fermi velocity v_0 playing the role of the speed of light. Our next task is to expand the fermion field operators into normal modes corresponding to positive energy “particle” and negative energy “hole” excitations in graphene’s Dirac band structure. Since the system is homogeneous in space and time (or alternatively the emergent metric components (18) are constants), the Dirac equation solutions that describe the evolution of fermions are plane waves of the form $e^{\pm i(\mathbf{k} \cdot \mathbf{r} - \omega_k t)}$ and thus the field operators on the right node can be expressed in terms of the following mode expansion [64]:

$$\hat{\psi}_R(\mathbf{r}) = \int \frac{d^2k}{2\pi} \left(e^{i(\mathbf{k} \cdot \mathbf{r} - v_0 k t)} u_{\mathbf{k}} \hat{a}_{\mathbf{k}} + e^{-i(\mathbf{k} \cdot \mathbf{r} - v_0 k t)} v_{-\mathbf{k}} \hat{b}_{\mathbf{k}}^\dagger \right), \quad (20)$$

where the wave-vector $\mathbf{k} = (k_x, k_y)$ is related to the linear momenta in spatial directions via $\mathbf{p} = \hbar \mathbf{k}$ and, thanks to

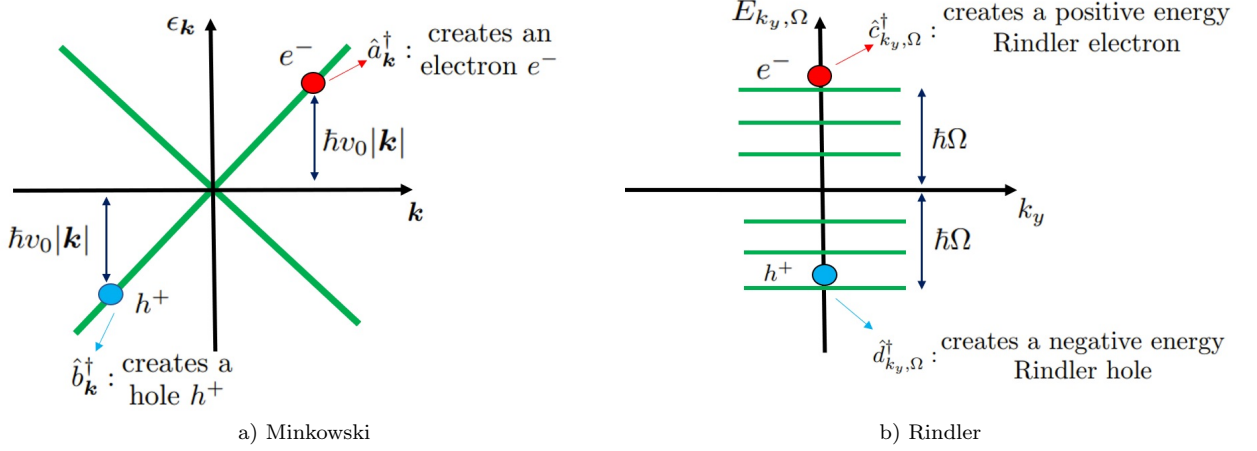


Figure 1. (Color Online) A schematic figure to depict the (a) Minkowski and (b) Rindler mode expansions. In flat graphene, the existence of translation symmetry yields a Dirac-like linear energy dispersion $\epsilon_k = \hbar v_0 |\mathbf{k}|$ (shown in green in panel a). The electron and hole excitation energies are both positive ($\epsilon_k > 0$) with the operators $\hat{a}_{\mathbf{k}}|0_{\mathcal{M}}\rangle = 0 = \hat{b}_{\mathbf{k}}|0_{\mathcal{M}}\rangle$ annihilating the Minkowski vacuum. In strained graphene, the Rindler energy $E_{k_y, \Omega} = \hbar\Omega > 0$ (shown in green in panel b) and transverse momenta $\hbar k_y$ are decoupled, with their associated electron and hole operators annihilating the Rindler vacuum state $\hat{c}_{k_y, \Omega}|0_{\mathcal{R}}\rangle = 0 = \hat{d}_{k_y, \Omega}|0_{\mathcal{R}}\rangle$.

translation symmetry, is related to the energy $\epsilon_k = \hbar\omega_k$ (ω_k is the mode frequency), via the dispersion relations $\epsilon_k = \hbar v_0 |\mathbf{k}|$ or $\omega_k = v_0 k$ where $k \equiv |\mathbf{k}| = \sqrt{k_x^2 + k_y^2}$ is the wavevector magnitude.

This mode expansion for the right node \mathbf{K}_R (right-handed Weyl fermions) should have positive helicity, which is defined as the projection of the Pauli spin operator onto the direction of the momentum vector $h = \boldsymbol{\sigma} \cdot \hat{\mathbf{k}}$. Thus the flat spinors used in the mode expansion (20) are defined as follows:

$$u_{\mathbf{k}} = \frac{1}{\sqrt{2}} \begin{bmatrix} 1 \\ \frac{k_x + ik_y}{k} \end{bmatrix}, \quad v_{\mathbf{k}} = \frac{1}{\sqrt{2}} \begin{bmatrix} -\left(\frac{k_x - ik_y}{k}\right) \\ 1 \end{bmatrix}. \quad (21)$$

In the above definitions, $u_{\mathbf{k}}$ has positive helicity $h = +1$, whereas $v_{\mathbf{k}}$ has negative helicity $h = -1$. The particle \hat{a} and hole \hat{b} operators satisfy anti-commutation relations and annihilate the flat honeycomb (Minkowski) vacuum state $|0_{\mathcal{M}}\rangle$:

$$\{\hat{a}_{\mathbf{k}}, \hat{a}_{\mathbf{k}'}^\dagger\} = \delta(\mathbf{k} - \mathbf{k}'), \quad \{\hat{b}_{\mathbf{k}}, \hat{b}_{\mathbf{k}'}^\dagger\} = \delta(\mathbf{k} - \mathbf{k}'), \\ \hat{a}_{\mathbf{k}}|0_{\mathcal{M}}\rangle = 0, \quad \hat{b}_{\mathbf{k}}|0_{\mathcal{M}}\rangle = 0. \quad (22)$$

To obtain the mode expansion for the left node \mathbf{K}_L (left-handed Weyl fermions), the particle and hole spinors $u_{\mathbf{k}}$ and $v_{-\mathbf{k}}$ in Eq. (20) need to be switched with $v_{\mathbf{k}}$ and $u_{-\mathbf{k}}$, respectively, which means they both have negative helicities.

As is well known, the particle and hole fermionic excitations in graphene obey a linear dispersion relation, with $\omega_k \propto |\mathbf{k}|$. In Fig. 1a, we depict this linear energy dispersion, with the system ground state being a fully occupied valence band at negative energies and a fully unoccupied conduction band at positive energies. This

figure also depicts the positive energy particle (or electron) and hole excitations that are captured by the mode expansion (20).

IV. MODE EXPANSION: RINDLER SYSTEM

In this section, we study the case of fermions hopping in a honeycomb lattice in the presence of a strain field that leads to the Rindler low-energy Hamiltonian, obtained by approximating $v(x) \simeq \frac{v_0}{\lambda}|x|$. As in the flat case, the system Hamiltonian comprises terms from the left and right nodes, $\hat{H} = \hat{H}_R + \hat{H}_L$, with the right-node Hamiltonian:

$$\hat{H}_R = \frac{v_0}{\lambda} \int d^2r \, \hat{\psi}_R^\dagger(\mathbf{r}) \sqrt{|x|} \boldsymbol{\sigma} \cdot \hat{\mathbf{p}} \sqrt{|x|} \hat{\psi}_R(\mathbf{r}), \quad (23)$$

which we call the Rindler Hamiltonian by analogy with the well-known Rindler metric, that describes how the flat Minkowski spacetime is seen by an accelerating observer [10]. Following the discussion in the homogeneous case, we find the equation of motion

$$i\hbar\partial_t \hat{\psi}_R(\mathbf{r}) = \frac{v_0}{\lambda} \sqrt{|x|} \boldsymbol{\sigma} \cdot \hat{\mathbf{p}} \sqrt{|x|} \hat{\psi}_R(\mathbf{r}), \quad (24)$$

the Dirac equation for massless fermions in Rindler spacetime with Rindler coordinates (t, x, y) [65–67] described by the line element

$$ds^2 = -\left(\frac{x}{\lambda}\right)^2 v_0^2 dt^2 + dx^2 + dy^2. \quad (25)$$

In Appendix A, we describe how the Rindler metric (see Eq. (A3)) leads to a Dirac equation for accelerating electrons (see Eq. (A14)). To understand the role of

this metric in the context of honeycomb systems, we first need to understand its role in relativistic physics. Imagine a Rindler observer in the frame S_R , moving with some acceleration $\mathbf{a} = a\hat{x}$ ($a > 0$) with respect to an inertial frame S . The observer starts their journey far away at $x = \infty$ at time $t = -\infty$ with velocity close to the speed of light c moving towards the origin $x = 0$. Initially they decelerate, eventually stopping at a certain distance from the origin $x_{\min} = \frac{c^2}{a}$, and then return to $x = +\infty$ at $t = +\infty$. Since at any one instant of time, the Rindler observer is moving at a certain velocity v , we expect a hyperbolic-like trajectory similar to the Minkowski case: $-v_0^2 T^2 + X^2 + Y^2 = \text{constant}$, and the transformation between inertial coordinates (T, X) and Rindler (t, x) coordinates to be similar to (19). This is reminiscent of non-relativistic physics, where the trajectory of an accelerated observer is parabolic: $x = x_0 + u_0 t + \frac{1}{2}at^2$. However, relativistic accelerations need to be hyperbolic as motion also affects the rate at which the observer's clock ticks. Thus the relation between the inertial and Rindler coordinates are as follows [65–67]:

$$\begin{aligned} cT &= x_{\min} \sinh \frac{ct}{x_{\min}}, \\ X &= x_{\min} \cosh \frac{ct}{x_{\min}}, \end{aligned} \quad (26)$$

which gives us the trajectory of a Rindler observer viewed from an inertial frame S : $x^2 - v_0^2 t^2 = x_{\min}^2$. The above coordinates (t, x) label the worldline of an accelerated observer from the perspective of an inertial frame. Since this is just a switch of variables, therefore the metric (25), is basically flat spacetime written in disguise, and thus the Riemann curvature of this spacetime is zero. If the acceleration is changed to a different but constant value, then we get a family of Rindler observers, each with a different closest distance of approach x_{\min} . This family is parameterized using a new coordinate $x_{\min} \rightarrow x$, giving us the Rindler metric in Eq. (25). If we set the spatial coordinates to zero, i.e. $dx = dy = 0$ then t behaves like the proper time as seen on the watch of a Rindler observer. Similar arguments hold for an observer accelerating in the opposite direction with $a < 0$. Note that (25) becomes degenerate at $x = 0$, i.e. the time-time component of the metric tensor vanishes ($g_{tt} = 0$) and hence has no inverse. This is known as the *Rindler horizon*. Because of this horizon, oppositely accelerating observers can never communicate with each other. Note that the coordinates (t, x, y) cover only two portions of the flat Minkowski spacetime: the right Rindler wedge $x > 0$ for positive accelerations and the left Rindler wedge $x < 0$ for negative accelerations.

In the context of strained graphene, the emergent metric in Eq. (25) tells us that similar Rindler physics is expected provided we replace the speed of light with the Fermi velocity $c \rightarrow v_0$, and the distance of closest approach with the strain scale $x_{\min} \rightarrow \lambda$. Once we do this, then we can interpret the electron dynamics inside graphene as Rindler fermions where the analogue accel-

eration is given by $a = \frac{v_0^2}{\lambda}$, where a choice of strain λ corresponds to choosing a unique Rindler observer with this acceleration. Such analogue accelerations are expected here because under the semiclassical model of electron dynamics, the strained graphene has an environment with broken translation symmetry that forces the Fermi velocity to be spatially dependent $v(x) = v_0(1 + \frac{|x|}{\lambda})$. Moreover, the strain pattern in Eq. (6) tells us that carbon atoms become closer with distance from the origin, thus enhancing electron hopping. This hopping from one carbon atom to another will be most difficult at the origin itself, especially for low-energy and long-wavelength modes which cannot tunnel from one side to the other. Therefore, $x = 0$ being a barrier for such modes acts as an analogue of the Rindler horizon, breaking the strained graphene into two disconnected pieces: the right side mimics the right Rindler wedge, and the left side mimics the left Rindler wedge.

Our next task is to identify the normal mode expansion for the field operator $\hat{\psi}_R(\mathbf{r})$ in the Rindler Dirac equation (24) [19, 26, 68–73]. In doing this, we define the frequency scale $\Omega > 0$ and look for positive energy ($E = \hbar\Omega > 0$) solutions (corresponding to Rindler particles) and negative energy ($E = -\hbar\Omega < 0$) solutions (corresponding to Rindler holes). Starting with the $E > 0$ case, the solutions take the form $\psi_{\Omega}^+(x, k_y)e^{i(k_y y - \Omega t)}$, where $p_y = \hbar k_y$ is the momentum in the y -direction. If we define the components of the spinor part via

$$\psi_{\Omega}^+(x, k_y) = \begin{pmatrix} f(x) \\ g(x) \end{pmatrix}, \quad (27)$$

then the functions $f(x)$ and $g(x)$ satisfy (henceforth we set $\hbar \rightarrow 1$):

$$\left(|x|\frac{d}{dx} + k_y|x| + \frac{\text{sgn}(x)}{2}\right)g(x) = i\Omega f(x), \quad (28a)$$

$$\left(|x|\frac{d}{dx} - k_y|x| + \frac{\text{sgn}(x)}{2}\right)f(x) = i\Omega g(x). \quad (28b)$$

The dimensionless form of these equations came because we measured energy (or frequency, Ω) relative to the scale

$$\omega_c = v_0/\lambda \quad (29)$$

characterizing the strain magnitude.

Starting with the case of $x > 0$ and $k_y > 0$, and focusing on solutions that are normalizable at $|x| \rightarrow \infty$, we find:

$$f(x) = K_{\frac{1}{2}+i\Omega}(k_y x) - K_{\frac{1}{2}-i\Omega}(k_y x), \quad (30a)$$

$$g(x) = K_{\frac{1}{2}+i\Omega}(k_y x) + K_{\frac{1}{2}-i\Omega}(k_y x), \quad (30b)$$

where $K_{\nu}(x)$ is the modified Bessel function of the second kind, that diverges at the origin $x = 0$ and for large negative arguments $x \rightarrow -\infty$. This divergence can be attributed to the form of the analogue Rindler metric (25), whose time-time component vanishes at $x = 0$, and contributes a non-smooth modulus function $|x|$ in the

Weyl equations which leads to different solutions in the left and right spatial regions of the strained honeycomb lattice. As we have already discussed, this demarcation of the system at $x = 0$ is known as the Rindler horizon. In analogy with relativity, the left spatial portion acts as the left Rindler wedge, and similarly for the right portion. There, an observer in right wedge will never be able to communicate with their counterpart in the left wedge. In the next section, we will see that this is an essential reason why a natural temperature emerges in this system.

The solutions for f and g above have Bessel functions with positive arguments. Therefore they are finite and vanish asymptotically for $k_y x \rightarrow \infty$. For the case $x > 0$ and $k_y < 0$, the equations (28a) and (28b) get interchanged, resulting in an exchange of the spinor components $f(x) \leftrightarrow g(x)$. The case of $x < 0$ and $k_y > 0$ effectively switches $\Omega \rightarrow -\Omega$ and $k_y \rightarrow -k_y$ relative to the $x > 0$ and $k_y > 0$ case, while the case of $x < 0$ and $k_y < 0$ effectively switches $\Omega \rightarrow -\Omega$ relative to the $x > 0$ and $k_y > 0$ case. Taken together, these considerations imply the positive energy spinor

$$\psi_{\Omega}^{+}(x, k_y) = \begin{cases} \begin{pmatrix} K_{\frac{1}{2}-i\Omega} - \text{sgn}(k_y) K_{\frac{1}{2}+i\Omega} \\ K_{\frac{1}{2}-i\Omega} + \text{sgn}(k_y) K_{\frac{1}{2}+i\Omega} \end{pmatrix} & \text{if } x > 0 \\ \begin{pmatrix} K_{\frac{1}{2}+i\Omega} + \text{sgn}(k_y) K_{\frac{1}{2}-i\Omega} \\ K_{\frac{1}{2}+i\Omega} - \text{sgn}(k_y) K_{\frac{1}{2}-i\Omega} \end{pmatrix} & \text{if } x < 0 \end{cases}$$

where $K_{\frac{1}{2}\pm i\Omega}$ is shorthand for $K_{\frac{1}{2}\pm i\Omega}(|k_y x|)$. We emphasize here that the above two solutions come from solving the Rindler-Dirac equation separately for $x > 0$ and $x < 0$, pertaining to the two sides of the honeycomb lattice. Thus we define orthonormality separately in the $x > 0$ and $x < 0$ regimes.

Turning to the $E < 0$ case, we take the solutions to have the form $\psi_{\Omega}^{-}(x, k_y) e^{-i(k_y y - \Omega t)}$, which effectively changes the sign of k_y and Ω relative to the positive energy case. This leads to the negative energy spinors:

$$\psi_{\Omega}^{-}(x, k_y) = \begin{cases} \begin{pmatrix} K_{\frac{1}{2}+i\Omega} + \text{sgn}(k_y) K_{\frac{1}{2}-i\Omega} \\ K_{\frac{1}{2}+i\Omega} - \text{sgn}(k_y) K_{\frac{1}{2}-i\Omega} \end{pmatrix} & \text{if } x > 0 \\ \begin{pmatrix} K_{\frac{1}{2}-i\Omega} - \text{sgn}(k_y) K_{\frac{1}{2}+i\Omega} \\ K_{\frac{1}{2}-i\Omega} + \text{sgn}(k_y) K_{\frac{1}{2}+i\Omega} \end{pmatrix} & \text{if } x < 0 \end{cases}$$

The normal mode expansion then takes the form: [19, 26, 68–73]

$$\hat{\psi}_{\text{R}}(\mathbf{r}, t) = \int_{-\infty}^{\infty} \frac{dk_y}{\sqrt{2\pi}} \int_0^{\infty} d\Omega N_{k_y, \Omega} \times \left[\psi_{\Omega}^{+}(x, k_y) e^{i(k_y y - \Omega t)} \hat{c}_{k_y, \Omega} + \psi_{\Omega}^{-}(x, k_y) e^{-i(k_y y - \Omega t)} \hat{d}_{k_y, \Omega}^{\dagger} \right], \quad (31)$$

where the operators $\hat{c}_{k_y, \Omega}$ annihilate positive energy Rindler particles and the operator $\hat{d}_{k_y, \Omega}^{\dagger}$ creates a negative energy Rindler hole, as illustrated in Fig. 1b. These

particle and hole operators satisfy fermionic anticommutation relations:

$$\{\hat{c}_{k_y, \Omega}, \hat{c}_{k'_y, \Omega'}^{\dagger}\} = \delta(k_y - k'_y) \delta(\Omega - \Omega'), \quad (32)$$

$$\{\hat{d}_{k_y, \Omega}, \hat{d}_{k'_y, \Omega'}^{\dagger}\} = \delta(k_y - k'_y) \delta(\Omega - \Omega'). \quad (33)$$

We emphasize that, in our convention, the energy scale $\hbar\Omega > 0$, so that both particle and hole excitations have positive energy (although the latter emerge from below the Fermi level). Thus the Rindler vacuum $|0_{\mathcal{R}}\rangle$ is annihilated by both the electron and hole operators:

$$\hat{c}_{k_y, \Omega} |0_{\mathcal{R}}\rangle = 0, \quad (34)$$

$$\hat{d}_{k_y, \Omega} |0_{\mathcal{R}}\rangle = 0. \quad (35)$$

For the left handed electrons, we need to solve the corresponding set of Weyl equations, which is the same as the equation for right-handed electrons, except for a minus sign associated with the time derivative. This amounts to saying that the fermions on \mathbf{K}_L node will be described by the same mode expansion as (31), except that the spinors will all change signs for the frequency i.e. $\psi_{\Omega}^{\pm}(k_y x) \rightarrow \psi_{-\Omega}^{\pm}(k_y x)$. Finally, to determine the normalization factor $N_{k_y, \Omega} = \sqrt{\frac{|k_y|}{2\pi^2} \cosh \pi\Omega}$ we make use of the inner product for Weyl spinors [1, 19]:

$$\begin{aligned} (\psi_{\Omega'}^{\sigma'}(x, k'_y), \psi_{\Omega}^{\sigma}(x, k_y)) &\equiv \int_0^{\infty} dx \psi_{\Omega'}^{\sigma'\dagger}(x, k'_y) \psi_{\Omega}^{\sigma}(x, k_y) \\ &= 2\pi \delta^{\sigma\sigma'} \delta(k_y - k'_y) \delta(\Omega - \Omega'), \end{aligned} \quad (36)$$

where $\sigma = \pm$ denotes the positive or negative energy spinors, and the following identity for Bessel functions [73, 74]:

$$\begin{aligned} \int_0^{\infty} dx \left[K_{\frac{1}{2}+i\Omega}(x) K_{\frac{1}{2}-i\Omega'}(x) + K_{\frac{1}{2}-i\Omega}(x) K_{\frac{1}{2}+i\Omega'}(x) \right] \\ = \pi^2 \text{sech}(\pi\Omega) \delta(\Omega - \Omega'). \end{aligned} \quad (37)$$

Now that we have derived the mode expansion (31) in terms of Bessel functions that are singular at the horizon for the field operators in a strained graphene system (or in an ultracold honeycomb optical lattice that has a linear-in-position Fermi velocity), in the next section, we will describe how this leads to spontaneous creation of electron-hole pairs, which is equivalent to saying that a sudden change in the Fermi velocity $v_0 \rightarrow v_0 \frac{|x|}{\lambda}$ leads to a spontaneous jump of electrons from the valence to conduction band.

V. SPONTANEOUS ELECTRON-HOLE PAIR CREATION

In the last two sections, we discussed the Dirac Hamiltonian (15) and its solutions (20) for a flat honeycomb system with homogeneous Fermi velocity $v(x) = v_0$, and the Rindler Hamiltonian (23) and its solutions (31) for

an inhomogeneous honeycomb lattice with a spatially-varying Fermi velocity $v(x) = v_0 \frac{|x|}{\lambda}$. The latter solutions are made out of spinors of Bessel functions that diverge at the horizon $x = 0$, with separate solutions at $x > 0$ and $x < 0$. In this section, we will describe how this set-up leads to spontaneous creation of electron-hole pairs, with the spectrum of these excitations described by an emergent Fermi-Dirac distribution that is a function of Rindler mode frequency Ω and the characteristic frequency ω_c , defined in Eq. (29), that is proportional to the Unruh temperature.

Since the Rindler $|0_{\mathcal{R}}\rangle$ and the Minkowski vacua $|0_{\mathcal{M}}\rangle$ are associated with strained and flat honeycomb lattices respectively, they are expected to be very different from each other, i.e. the notion of particles that one ascribes to with respect to the Minkowski vacuum cannot be same as the Rindler case, since in the former case there exists translation symmetry, whereas in the latter, the mechanical strain strongly modifies the properties of system eigenstates.

We consider the situation where we start with the flat honeycomb Hamiltonian (15) described by the mode expansion (20) for the field operators, and then suddenly switch on the linear-in-position Fermi velocity with a characteristic strain length λ , thereby invoking the Rindler Hamiltonian (23) and the corresponding mode expansion (31). In the Heisenberg picture then, we expect that the mode expansion for the fermionic field operators $\hat{\psi}_{\mathcal{R}}$ on the right node evolve from Eq. (20) to Eq. (31), whereas the state of the system will remain the Minkowski vacuum state $|0_{\mathcal{M}}\rangle$. This is just the sudden approximation of quantum mechanics, where if a potential suddenly changes its shape, then the original ground state can be expressed as a linear combination of the eigenstates of the new Hamiltonian, and thus the observables can be found by taking expectation values of operators in the modified system with respect to the ground state of the original Hamiltonian. Thus, in the present case, to find observables we need to know how the Rindler operators \hat{c} and \hat{d} act on the Minkowski vacuum state $|0_{\mathcal{M}}\rangle$. For this, we need to find an expression of these Rindler operators in terms of the Minkowski annihilation operators \hat{a} and \hat{b} .

To connect these operators, we can simply equate the two mode expansions (20) and (31) as they describe the same quantum field operator $\hat{\psi}_{\mathcal{R}}$. Then we take its inner product with positive energy solutions ($\psi_{\Omega}^{+}(k_y x), \psi_{\mathcal{R}}(x)$) for electron, and negative energy solutions ($\psi_{\Omega}^{-}(k_y x), \hat{\psi}_{\mathcal{R}}(x)$) for hole Rindler operators, as defined in (36) [1, 19], yielding:

$$\begin{aligned}\hat{c}_{k_y, \Omega}^{>} &= \int d^2 k' \left[\alpha_{\mathbf{k}', k_y, \Omega}^{+, >} \hat{a}_{\mathbf{k}'} + \beta_{\mathbf{k}', k_y, \Omega}^{+, >} \hat{b}_{\mathbf{k}'}^{\dagger} \right], \\ \hat{d}_{k_y, \Omega}^{>\dagger} &= \int d^2 k' \left[\beta_{\mathbf{k}', k_y, \Omega}^{-, >} \hat{a}_{\mathbf{k}'} + \alpha_{\mathbf{k}', k_y, \Omega}^{-, >} \hat{b}_{\mathbf{k}'}^{\dagger} \right],\end{aligned}\quad (38)$$

the Bogoliubov transformations that express the Rindler

ladder operators for $x > 0$ (denoted by superscript $>$) as a linear combination of the Minkowski ladder operators. Similar relations hold for $x < 0$ region with the superscript $<$ at the appropriate places. Following Takagi [19], the coefficients of this linear relationship $\alpha_{\mathbf{k}', k_y, \Omega'}^{\pm}$ and $\beta_{\mathbf{k}', k_y, \Omega'}^{\pm}$, known as Bogoliubov coefficients, are found to be:

$$\begin{aligned}\alpha_{\mathbf{k}', k_y, \Omega}^{+, >} &= \sqrt{n_{\mathcal{F}}(-2\pi\Omega)} \delta(k_y - k'_y) \mathcal{P}(\mathbf{k}', \Omega), \\ \beta_{\mathbf{k}', k_y, \Omega}^{+, >} &= -i\sqrt{n_{\mathcal{F}}(2\pi\Omega)} \delta(k_y + k'_y) \mathcal{P}(\mathbf{k}', \Omega), \\ \alpha_{\mathbf{k}', k_y, \Omega}^{-, >} &= \alpha_{\mathbf{k}', k_y, \Omega}^{+, <} = (\alpha_{\mathbf{k}', k_y, \Omega}^{+, >})^* = (\alpha_{\mathbf{k}', k_y, \Omega}^{-, <})^*, \\ \beta_{\mathbf{k}', k_y, \Omega}^{-, >} &= \beta_{\mathbf{k}', k_y, \Omega}^{+, <} = (\beta_{\mathbf{k}', k_y, \Omega}^{+, >})^* = (\beta_{\mathbf{k}', k_y, \Omega}^{-, <})^*,\end{aligned}\quad (39)$$

where the first Bogoliubov coefficient $\alpha^{+, >}$ for the right side of graphene is found by taking the inner product of the positive energy Rindler spinor for $x > 0$ with the positive energy Minkowski modes, whereas the second coefficient $\beta^{+, >}$ is found using the negative energy Minkowski modes. Similarly, the other two coefficients $\alpha^{-, >}$ and $\beta^{-, >}$ can be found by using negative energy Rindler spinors. In the last two lines, we list how the rest of the coefficients are related to the first two via complex conjugation. These coefficients are written in terms of the Fermi-Dirac function $n_{\mathcal{F}}(x) = (e^x + 1)^{-1}$ and the projection operator:

$$\begin{aligned}\mathcal{P}(\mathbf{k}, \Omega) &= \frac{1+i}{\sqrt{2}} \frac{1}{\sqrt{2\pi k}} \left(\frac{k+k_x}{k-k_x} \right)^{\frac{i\Omega}{2}} \\ &\times \left(\sqrt{\frac{k+k_x}{2k}} + i\sqrt{\frac{k-k_x}{2k}} \right).\end{aligned}\quad (40)$$

The anticommutation relations for the Rindler operators $\hat{c}_{k_y, \Omega}$ and $\hat{d}_{k_y, \Omega}$, along with those of the Minkowski operators $\hat{a}_{\mathbf{k}}$ and $\hat{b}_{\mathbf{k}}$ and the transformations Eq. (38) imply the following normalization condition for the Bogoliubov coefficients:

$$\begin{aligned}&\int d^2 k \left(\alpha_{\mathbf{k}, k_y, \Omega}^{\sigma, r} \alpha_{\mathbf{k}, k'_y, \Omega'}^{\sigma', r'*} + \beta_{\mathbf{k}, k_y, \Omega}^{\sigma, r} \beta_{\mathbf{k}, k'_y, \Omega'}^{\sigma', r'*} \right) \\ &= \delta^{\sigma\sigma'} \delta^{rr'} \delta(k_y - k'_y) \delta(\Omega - \Omega'),\end{aligned}\quad (41)$$

where the superscript $\sigma = \pm$ labels the positive and negative energy solutions, and $r = >, <$ labels the right ($x > 0$) or left ($x < 0$) region of graphene. To find these Bogoliubov coefficients, we made use of the Fourier transform of the modified Bessel functions of the second kind [73, 74]:

$$\begin{aligned}&\int_0^{\infty} dx K_{\nu}(ax) e^{ibx} \\ &= \frac{\pi}{4\sqrt{a^2 + b^2}} \left[\frac{(\sqrt{r^2 + 1} + r)^{\nu} + (\sqrt{r^2 + 1} - r)^{\nu}}{\cos(\pi\nu/2)} \right. \\ &\quad \left. + i \frac{(\sqrt{r^2 + 1} + r)^{\nu} - (\sqrt{r^2 + 1} - r)^{\nu}}{\sin(\pi\nu/2)} \right]\end{aligned}\quad (42)$$

where $r = b/a$. The conditions required for the validity of the sine transform are $\text{Re } a > 0$, $b > 0$, $|\text{Re } \nu| < 2$ and $\nu \neq 0$. Whereas the conditions for the cosine transform are $\text{Re } a > 0$, $b > 0$, $|\text{Re } \nu| < 1$. For our case, $a = k_y > 0$ and $\nu = \frac{1}{2} \pm i\Omega$ satisfy the conditions. However, $b = k_x$ could be positive or negative. For $k_x > 0$ case, the above Fourier transform can be used whereas for $k_x < 0$, one needs to take the complex conjugate of the above transform.

Note that the transformation in (38) and the corresponding Bogoliubov coefficients in (39), can be re-written in a much cleaner way [19]:

$$\hat{c}_{k_y, \Omega}^> = \sqrt{n_F(-2\pi\Omega)} \hat{A}_{k_y, \Omega} - i\sqrt{n_F(2\pi\Omega)} \hat{B}_{-k_y, \Omega}^\dagger, \quad (43a)$$

$$\hat{d}_{k_y, \Omega}^{>\dagger} = i\sqrt{n_F(2\pi\Omega)} \hat{A}_{k_y, \Omega}^* + \sqrt{n_F(-2\pi\Omega)} \hat{B}_{k_y, \Omega}^{*\dagger}. \quad (43b)$$

where instead of using momentum integrations as in (38), the Rindler operators are expressed in terms of modified Minkowski \hat{A} and \hat{B} , that are defined as a complex linear combination of the original Minkowski operators \hat{a} and \hat{b} as follows [19]:

$$\begin{aligned} \hat{A}_{k_y, \Omega} &= \int_{-\infty}^{\infty} dk_x \mathcal{P}(\mathbf{k}, \Omega) \hat{a}_{\mathbf{k}}, \\ \hat{B}_{k_y, \Omega}^\dagger &= \int_{-\infty}^{\infty} dk_x \mathcal{P}(\mathbf{k}, \Omega) \hat{b}_{\mathbf{k}}^\dagger, \end{aligned} \quad (44)$$

that (like the operators $\{\hat{a}, \hat{b}\}$) also annihilate the Minkowski vacuum:

$$\hat{A}_{k_y, \Omega} |0_{\mathcal{M}}\rangle = \hat{B}_{k_y, \Omega} |0_{\mathcal{M}}\rangle = 0, \quad (45)$$

which follows from Eq. (22). In addition, they satisfy the anti-commutation relations:

$$\begin{aligned} \{\hat{A}_{k_y, \Omega}, \hat{A}_{k'_y, \Omega'}^\dagger\} &= \{\hat{B}_{k_y, \Omega}, \hat{B}_{k'_y, \Omega'}^\dagger\} \\ &= \delta(k_y - k'_y) \delta(\Omega - \Omega'). \end{aligned} \quad (46)$$

As a result of these properties, the expectation value of modified operators in the Minkowski vacuum state $|0_{\mathcal{M}}\rangle$ become:

$$\begin{aligned} \langle 0_{\mathcal{M}} | \hat{A}_{k_y, \Omega} \hat{A}_{k'_y, \Omega'}^\dagger | 0_{\mathcal{M}} \rangle &= \langle 0_{\mathcal{M}} | \hat{B}_{k_y, \Omega} \hat{B}_{k'_y, \Omega'}^\dagger | 0_{\mathcal{M}} \rangle \\ &= \delta(k_y - k'_y) \delta(\Omega - \Omega'), \\ \langle 0_{\mathcal{M}} | \hat{A}_{k_y, \Omega}^\dagger \hat{A}_{k'_y, \Omega'} | 0_{\mathcal{M}} \rangle &= \langle 0_{\mathcal{M}} | \hat{B}_{k_y, \Omega}^\dagger \hat{B}_{k'_y, \Omega'} | 0_{\mathcal{M}} \rangle = 0, \end{aligned} \quad (47)$$

where in order to derive the Dirac delta function in energies $\delta(\Omega - \Omega')$, in the above vacuum averages, the following identity was used [19]:

$$\begin{aligned} \int_{-\infty}^{\infty} \frac{dk_x}{2\pi k} \left(\frac{k + k_x}{k - k_x} \right)^{i(\Omega - \Omega')/2} &= \int_{-\infty}^{\infty} \frac{dy}{2\pi} e^{i(\Omega - \Omega')y} \\ &= \delta(\Omega - \Omega'), \end{aligned} \quad (48)$$

where in the first equality we made the substitution $y = \frac{1}{2} \log \left(\frac{k + k_x}{k - k_x} \right)$.

The advantage of (43) emerges when we evaluate the expectation value of Rindler operators in the Minkowski

vacuum, where we only need vacuum averages of modified Minkowski operators, simplifying our calculations. Interestingly, when we compute expectation values of the Rindler operators with respect to the Minkowski vacuum we find that such averages involve an emergent Fermi distribution:

$$\begin{aligned} \langle 0_{\mathcal{M}} | \hat{c}_{k_y, \Omega}^{>\dagger} \hat{c}_{k'_y, \Omega'}^> | 0_{\mathcal{M}} \rangle &= \langle 0_{\mathcal{M}} | \hat{d}_{k_y, \Omega}^{>\dagger} \hat{d}_{k'_y, \Omega'}^> | 0_{\mathcal{M}} \rangle, \\ &= n_F(2\pi\Omega) \delta(k_y - k'_y) \delta(\Omega - \Omega'), \end{aligned} \quad (49)$$

that arise solely due to strains in the material, rather than due to any real heat bath. This implies that although the occupancy of Rindler electrons and holes in the Rindler vacuum is zero, in the Minkowski vacuum state it is proportional to the Fermi function. Thus surprisingly, spontaneous particle creation here has a spectrum that turns out to be *thermal* in nature. This is known as the Fulling-Davies-Unruh effect which, in the conventional setting, says that an accelerating observer views the Minkowski spacetime as a thermal bath of particles at the Unruh temperature $T_U = \frac{\hbar a}{2\pi k_B c}$. Within the present analogue setup, in which the accelerating observer is replaced by a sudden switch on of a spatially-inhomogeneous strain, the analogue Unruh temperature is given by $T_U = \frac{\hbar \omega_c}{2\pi k_B} = \frac{\hbar v_0}{2\pi k_B \lambda}$.

To see how this thermality arises in a concrete way, we re-write the (43) for electrons in the right side of graphene ($x > 0$) and holes on the left side ($x < 0$):

$$\hat{c}_{k_y, \Omega}^> = \sqrt{n_F(-2\pi\Omega)} \hat{A}_{k_y, \Omega} - i\sqrt{n_F(2\pi\Omega)} \hat{B}_{-k_y, \Omega}^\dagger, \quad (50a)$$

$$\hat{d}_{-k_y, \Omega}^{<\dagger} = -i\sqrt{n_F(2\pi\Omega)} \hat{A}_{k_y, \Omega} + \sqrt{n_F(-2\pi\Omega)} \hat{B}_{-k_y, \Omega}^\dagger. \quad (50b)$$

where we made use of the symmetry properties of Bogoliubov coefficients in (39) and we chose to evaluate the hole operator for $x < 0$ region and with inverted momentum $-k_y$ with respect to the electrons. These can be inverted to write the modified operators in terms of Rindler operators:

$$\hat{A}_{k_y, \Omega} = \sqrt{n_F(-2\pi\Omega)} \hat{c}_{k_y, \Omega}^> + i\sqrt{n_F(2\pi\Omega)} \hat{d}_{-k_y, \Omega}^{<\dagger}, \quad (51a)$$

$$\hat{B}_{-k_y, \Omega}^\dagger = i\sqrt{n_F(2\pi\Omega)} \hat{c}_{k_y, \Omega}^> + \sqrt{n_F(-2\pi\Omega)} \hat{d}_{-k_y, \Omega}^{<\dagger}. \quad (51b)$$

Equation (49) suggests that what we see as the vacuum of a flat graphene sheet, may appear as a state filled with Rindler strained particles. Thus we can express the Minkowski vacuum in terms of Rindler excited states in the following way [75, 76]:

$$|0_{\mathcal{M}}\rangle = \prod_{k_y, \Omega} |0_{k_y, \Omega}\rangle_{\mathcal{M}} \quad (52)$$

$$|0_{k_y, \Omega}\rangle_{\mathcal{M}} = \sum_{m, n=0}^1 A_{mn} |m_{k_y, \Omega}^>\rangle_{\mathcal{R}} \mathcal{R} \langle n_{-k_y, \Omega}^<|, \quad (53)$$

which expresses the Minkowski vacuum state in terms of a Rindler state with m electrons on the right and n holes on the left side. Note that the sum has only two entries because of the Pauli principle for fermions which

according to (45), means that the electron annihilation operator (also true for holes) acting on the state with no electrons as well as the corresponding electron creation operator acting on a state with one electron will yield zero, i.e. $\hat{c}|0_{\mathcal{R}}\rangle = \hat{c}^\dagger|1_{\mathcal{R}}\rangle = 0$. Dropping the quantum labels k_y and Ω , and the subscript \mathcal{R} , and applying the modified Minkowski electron annihilation operator $\hat{A}_{k_y,\Omega}$ to the above Minkowski state in Eq. (52), we get ([75, 76]):

$$\begin{aligned} 0 &= \hat{A}|0_{k_y,\Omega}\rangle_{\mathcal{M}} \\ &= [n_{\text{F}}^{\frac{1}{2}}(2\pi\Omega)A_{11} + in_{\text{F}}^{\frac{1}{2}}(-2\pi\Omega)A_{00}]|0^>\rangle\langle 1^<| \\ &\quad + n_{\text{F}}^{\frac{1}{2}}(-2\pi\Omega)A_{10}|0^>\rangle\langle 0^<| + in_{\text{F}}^{\frac{1}{2}}(2\pi\Omega)A_{10}|1^>\rangle\langle 1^<|. \end{aligned} \quad (54)$$

If the right hand side vanishes for arbitrary Rindler Fock states, then this yields the summation coefficients as $A_{10} = A_{01} = 0$, and $A_{11} = -iA_{00}e^{-\pi\Omega}$. Also normalizing the ansatz in (52) yields $|A_{00}|^2 + |A_{11}|^2 = 1$. Combing these ideas, we get $A_{00} = n_{\text{F}}^{\frac{1}{2}}(2\pi\Omega)$ and $A_{11} = -in_{\text{F}}^{\frac{1}{2}}(-2\pi\Omega)$, and therefore the flat graphene vacuum state can be expressed as a two-mode squeezed state of Rindler-strained fermions:

$$\begin{aligned} |0_{\mathcal{M}}\rangle &= \prod_{k_y,\Omega} n_{\text{F}}^{\frac{1}{2}}(-2\pi\Omega) \\ &\times \left[|0_{k_y,\Omega}^>\rangle_{\mathcal{R}} \langle 0_{k_y,\Omega}^<| - ie^{-\pi\Omega} |1_{k_y,\Omega}^>\rangle_{\mathcal{R}} \langle 1_{k_y,\Omega}^<| \right], \end{aligned} \quad (55)$$

similar to the Bardeen-Cooper-Schrieffer (BCS) state [77, 78] for electrons that form a Cooper pair [79] inside a superconductor or superfluid. From this, a density matrix can be constructed $\hat{\rho} = |0_{\mathcal{M}}\rangle\langle 0_{\mathcal{M}}|$ representing the pure state of the flat graphene sheet, and when traced over the left side ($x < 0$) Rindler particle states, we get a reduced density matrix in terms of the Rindler Hamiltonian expressed in terms of modes pertaining to the right side only ($x > 0$):

$$\hat{\rho}^> = \frac{e^{-2\pi\hat{H}^>}}{\text{Tr}e^{-2\pi\hat{H}^>}} |0_{\text{R}}^>\rangle\langle 0_{\text{R}}^>| \quad (56)$$

where the normal ordered Hamiltonian constrained to the right side should be understood in terms of a sum in modes $\hat{H}^> = \sum_{k_y,\Omega} \Omega \{ \hat{c}_{k_y,\Omega}^>\dagger \hat{c}_{k_y,\Omega}^> + \hat{d}_{k_y,\Omega}^>\dagger \hat{d}_{k_y,\Omega}^> \}$. This density matrix is clearly of the Gibbs' thermal ensemble form.

In the case of the conventional Unruh effect with an accelerating observer, the Rindler horizon that bars any communication between the two wedges presents a natural trace of the density matrix. In the present setting of a strained honeycomb lattice, the low-energy and long-wavelength modes see the point $x = 0$ as an analogue horizon and thus leakage of such modes between the two sides is either zero or minuscule. Hence, even though the global state of the honeycomb system might be a pure state, when we make measurements on one side of the sheet, the degrees of freedom on the other side are not

available to us and hence get *naturally* traced out from the density matrix giving us a reduced mixed thermal state as in Eq. (56) [4, 19, 26, 80]. This is known as the thermalization theorem which says that the presence of horizons in a spacetime is sufficient for thermality to emerge. It is intimately connected to the Kubo-Martin-Schwinger (KMS) condition [14, 15] and the principle of detailed balance which we shall discuss in the next section. Thus any strain pattern that realizes an analogue spacetime with a natural horizon such as black holes, de-Sitter or Rindler, can lead to the appearance of such thermal effects.

So far we have discussed how a Rindler Hamiltonian (23) forms from assuming a linear-in-position Fermi velocity $v(x) = v_0 \frac{|x|}{\lambda}$, how this leads to the Bogoliubov transformations (43) between the strained (Rindler) and flat (modified Minkowski) honeycomb operators, giving rise to the vacuum averages in (49) that behave as thermal averages over an ensemble represented by the density matrix (56). These results collectively are termed as the Unruh effect which emerges due to the presence of a natural demarcation in the material. Before we discuss the implications of this spontaneous electron-hole formation on observables like the electronic conductivity and internal energy, in the next section we will present the Green's functions pertaining to the strained graphene system to discuss in what sense is the Unruh effect a genuine thermal phenomena. We will also discuss how the dimensionality of graphene leads to the violation of Huygens' principle and the inversion of statistics which could possibly be seen in photo-emission experiments.

VI. GREEN'S FUNCTIONS

In this section, we describe properties of single-particle Green's functions that will help us explain how thermal behavior emerges, how the Huygens' principle is violated and how this leads to the phenomena of apparent statistics inversion in the excitation spectrum of fermions. Towards the end of this section, we discuss how these properties can be detected in experiments like photoemission spectroscopy (PES) and scanning tunneling microscopy (STM).

Following Ooguri [20], we introduce two fundamental single particle Green's functions defined with respect to the flat graphene vacuum state $|0_{\mathcal{M}}\rangle$:

$$G_+(\mathbf{r}, t; \mathbf{r}', t') = \langle 0_{\mathcal{M}} | \hat{\psi}_{\text{R}}(x, y, t) \hat{\psi}_{\text{R}}^\dagger(x', y', t') | 0_{\mathcal{M}} \rangle, \quad (57a)$$

$$G_-(\mathbf{r}, t; \mathbf{r}', t') = \langle 0_{\mathcal{M}} | \hat{\psi}_{\text{R}}^\dagger(x, y, t) \hat{\psi}_{\text{R}}(x', y', t') | 0_{\mathcal{M}} \rangle. \quad (57b)$$

Here G_+ creates a particle at location $\mathbf{r}' = (x', y')$ and time t' , and then annihilates it at another location $\mathbf{r} = (x, y)$ and time t , whereas G_- does the opposite. In the condensed-matter context, these are called the $>$ and $<$ Green's functions, respectively [81] (up to factors of i), and their physical interpretation will become clear when we discuss their Fourier transforms below.

Interestingly, despite the intrinsically nonequilibrium nature of this setup, i.e., a sudden switch-on of the system strain that changes the system Hamiltonian from the Dirac to the Rindler Hamiltonian, these Green's functions have simple forms, at least in the local real-space limit. To see this, we set the positions equal i.e. $x' = x$ and $y' = y$. Making use of mode expansion (31) for the right node fields and the vacuum averages (49) for Rindler ladder operators with respect to Minkowski vacuum, and taking the spinor trace, we find:

$$\begin{aligned} \text{Tr } G_+(x, y, \Delta t) &= \frac{1}{2\pi x^2} \int_0^\infty d\Omega \Omega \coth \pi \Omega \\ &\times \left[e^{i\Omega \Delta t} n_F(2\pi \Omega) + e^{-i\Omega \Delta t} n_F(-2\pi \Omega) \right], \end{aligned} \quad (58)$$

$$\begin{aligned} \text{Tr } G_-(x, y, \Delta t) &= \frac{1}{2\pi x^2} \int_0^\infty d\Omega \Omega \coth \pi \Omega \\ &\times \left[e^{i\Omega \Delta t} n_F(-2\pi \Omega) + e^{-i\Omega \Delta t} n_F(2\pi \Omega) \right], \end{aligned} \quad (59)$$

where $\Delta t = (t - t')$. If we define a typical timescale associated with the Unruh temperature, $\hbar/(k_B T_U)$ (equal to 2π in our units) then it can be shown that the above Green's functions are periodic in imaginary shifts by this timescale:

$$\text{Tr } G_+(x, y, \Delta t - 2\pi i) = \text{Tr } G_-(x, y, \Delta t). \quad (60)$$

This is known as the Kubo-Martin-Schwinger (KMS) condition [14, 15] which in the conventional equilibrium case at temperature T , guarantees that the thermal average of any two operators \hat{A} and \hat{B} for a system kept in contact with a heat bath at temperature $\beta = (k_B T)^{-1}$ is also periodic in imaginary time, i.e. $\langle \hat{A}(t) \hat{B}(t') \rangle = \langle \hat{B}(t') \hat{A}(t + i\beta) \rangle$. For example, if we take the operators \hat{A} and \hat{B} as the graphene right-node field operators, then we get the following KMS condition for the Green's functions in (57a) and (57b):

$$G_+(\mathbf{r}, \mathbf{r}', \Delta t - 2\pi i) = G_-(\mathbf{r}, \mathbf{r}', \Delta t). \quad (61)$$

Note that here we have assumed that the Green's functions depend solely on the time difference Δt because the system exhibits time translation invariance when it is in thermal equilibrium. In an isolated strained graphene sheet, this condition implies that the vacuum (pure state) average of field operators behaves as a legitimate thermal (mixed state) average with respect to the reduced density operator (56) (that can be thought of as an evolution operator [81, 82]), as if it is kept in contact with a real heat bath set at the Unruh temperature, i.e. $T = T_U$.

To further understand the meaning of the KMS condition, we take the Fourier transforms of the above Green's functions (58) and (59) defined as

$$F_\pm(x, \omega) = \int_{-\infty}^{\infty} d(\Delta t) e^{-i\omega \Delta t} \text{Tr } G_\pm(x, y, \Delta t), \quad (62)$$

from which we obtain:

$$F_+(x, \omega) = \frac{\omega}{x^2} n_B(2\pi \omega), \quad (63)$$

$$F_-(x, \omega) = -\frac{\omega}{x^2} n_B(-2\pi \omega). \quad (64)$$

As discussed by Coleman [81], $F_+(x, \omega)$ is the photo-emission spectra that gives the total excitation of electrons when graphene is illuminated by light. Similarly, $F_-(x, \omega)$ measures the de-excitation spectra. The ratio of these two power spectra turns out to be:

$$\frac{F_+(x, \omega)}{F_-(x, \omega)} = e^{-2\pi \omega} \quad (65)$$

which says that the rate of excitation versus de-excitation is of the Boltzmann form with the strain frequency $1/2\pi$ playing the role of temperature. This is the principle of detailed balance which originates from Boltzmann's principle of microscopic reversibility [83, 84], but was first applied to quantum systems by Einstein in [85] that predicted the phenomena of stimulated emission. He studied the set up where an atom with two energy levels $E_1 < E_2$ is in thermal contact with a bath of photons such that when equilibrium sets in the ratio of number of particles in the excited state $|E_2\rangle$ versus $|E_1\rangle$ is $e^{-\beta(E_2 - E_1)}$. Then by demanding that the excitation probability should match de-excitation (spontaneous and stimulated) at equilibrium, the number distribution of photons will be given by a Planck distribution $\rho(\omega) = (\exp(\beta\omega) - 1)^{-1}$, where $\omega = (E_2 - E_1)$ is the energy of the photon wave-packet that is absorbed by the two-level atoms. Such two-level systems are termed Unruh-DeWitt detectors in the relativistic context [13, 80]. Thus the Fourier transform of the KMS condition, i.e., the principle of detailed balance, tells us that accelerated fermionic fields have a Fermi-Dirac spectrum and when they are in contact with a two-level or more atom or detector, then the latter comes into global thermal equilibrium with the field with the Unruh temperature defined everywhere on the real or analogue spacetime.

The discussion above can be summarized by stating the thermalization theorem. For a comprehensive account of its various versions, see [19]. It states that if the spacetime (or the analogue system) has a causal horizon (like the Minkowski spacetime in Rindler coordinates), then any quantum field on that spacetime will spontaneously emit particles in a thermal distribution characterized by a Bose or Fermi function which is captured by the reduced density matrix (56) in Gibbs' ensemble form. Once this density operator is achieved, then the KMS condition (60), or more generally Eq. (61), guarantees that the field will also thermalize any other system (like an atom or a detector) in its contact, that has energy levels, thus establishing a global thermal equilibrium with temperature $T = 1/2\pi$.

To discuss Huygens' principle and how its violation leads to statistics inversion, we now consider two other fundamental Green's functions pertaining to the commutator and the anti-commutator of fermionic fields, that are similar to the Green's functions defined in (58) and (59). The former is related to the Keldysh Green's function [86] and the latter is related to the retarded Green's

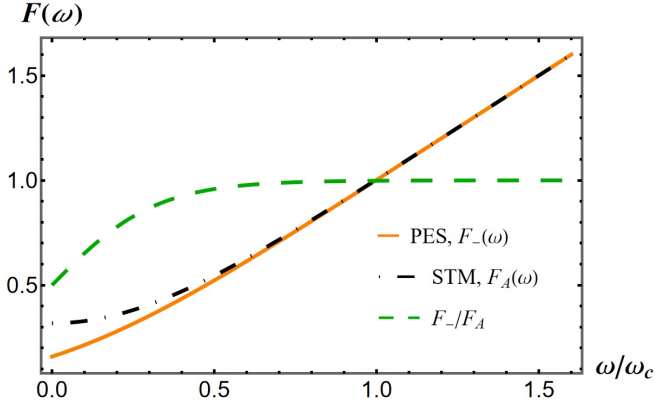


Figure 2. (Color Online) The orange solid curve is plot of the power spectrum $F_-(\omega)$, that can be measured in photo-emission spectroscopy (PES) experiments. The black dot-dashed curve is a plot of $F_A(\omega)$ that can be measured in scanning-tunneling microscopy (STM) experiments. Their ratio (in green), yields the expected Fermi-Dirac spectrum in accordance with the Unruh effect predictions.

function that takes causality into account:

$$G_C(\mathbf{r}, t; \mathbf{r}', t') = \langle 0_{\mathcal{M}} | [\hat{\psi}_R(x, y, t) \hat{\psi}_R^\dagger(x', y', t')] | 0_{\mathcal{M}} \rangle, \quad (66a)$$

$$G_A(\mathbf{r}, t; \mathbf{r}', t') = \langle 0_{\mathcal{M}} | \{ \hat{\psi}_R^\dagger(x, y, t) \hat{\psi}_R(x', y', t') \} | 0_{\mathcal{M}} \rangle. \quad (66b)$$

After setting $x = x'$ and $y = y'$, computing these Green's functions, and taking the trace, we get:

$$\text{Tr } G_C(x, y, \Delta t) = -\frac{i}{\pi x^2} \int_0^\infty d\Omega \Omega \sin(\Omega \Delta t), \quad (67)$$

$$\text{Tr } G_A(x, y, \Delta t) = \frac{1}{\pi x^2} \int_0^\infty d\Omega \Omega \coth(\pi \Omega) \cos(\Omega \Delta t). \quad (68)$$

Conventionally, the Huygens' principle states that, if we have a source in even spacetime dimensions, then its wave-fronts can be constructed by drawing circles (appropriate to the dimensions) with the source at the center [19]. This means that the retarded Green's function that describes the propagation of waves to any point (x, y, t) with the source at (x', y', t') has support only on the light cone, i.e. it vanishes when (x', y', t') and (x, y, t) are either timelike or spacelike separated. This implies that the retarded Green's function in even spacetime dimensions is proportional to a Dirac delta function and its derivatives. However, strained graphene mimics an odd-dimensional spacetime where we find that the anticommutator in Eq. (68) is not a Dirac delta function. This is the manifestation of the well-known violation of Huygens' principle [19], [87]. It says that in odd spacetime dimensions, our intuition for wave propagation breaks down, i.e. a sharp source of wave does not lead to a single spherical wavefront, and instead the observer notices a continuously decreasing tail.

Curiously, although the anticommutator Green's function violates Huygens' principle, from Eq. (67) we see that the commutator Green's function G_C amounts to

$\frac{2i}{x^2} \delta'(\Delta t)$, i.e. it has support on the light cone. As a result, it is expected that the Fourier transform of the G_C will be a polynomial in ω , whereas for G_A it will lead to the following:

$$F_C(x, \omega) = -\frac{\omega}{x^2}, \quad (69)$$

$$F_A(x, \omega) = \frac{\omega}{x^2} \coth \pi \omega. \quad (70)$$

To see the connection of this violation of Huygens' principle with statistics inversion, we need the fluctuation-dissipation theorem. They can be derived in general by writing (68) and (67) in terms of (57a) and (57b), i.e. $G_A = G_+ + G_-$ and $G_C = G_+ - G_-$, Fourier transforming them, and finally applying the KMS condition or the principle of detailed balance i.e. $F_- = e^{2\pi\omega} F_+$, yields two different but equivalent versions of the theorem:

$$F_+(x, \omega) = n_F(2\pi\omega) \times F_A(x, \omega), \quad (71)$$

$$= n_B(2\pi\omega) \times -F_C(x, \omega). \quad (72)$$

The excitation or power spectrum $F_+(x, \omega)$ is related to the rate at which an accelerated detector senses Rindler particles, and shows inversion of statistics depending on the dimension of the spacetime [19–25]. Following Ooguri [20], there are two interpretations for this. The first makes use of (71), which says that the excitation spectrum is basically the Fermi-Dirac function coming from the real statistics of the fermions, multiplied with the spectral density of states coming from the Fourier transform of anti-commutator which we know violates Huygens' principle and thus is not simply a polynomial in ω . This, coupled with the particular form of the mode functions in (31) gives us a hyperbolic cotangent which coincidentally inverts the Fermi to a Bose function. The other interpretation comes from (72), where one can argue that since we are in odd spacetime dimensions in graphene, therefore we would expect the Fourier transform of the commutator to be polynomial in ω (see (69)). Thus the excitation spectrum should be expected to be a Bose-Einstein distribution multiplied by a factor which is polynomial in ω , thereby removing the need to invoke any inversion.

To see how these power spectra could manifest themselves in experiments, we focus at the first version (71) of the Fluctuation-Dissipation theorem, but instead for F_- , i.e. $F_-(\omega) = n_F(-2\pi\omega) F_A(\omega)$. To do this, the experimenter will first obtain the photo-emission data from the Photo Emission Spectroscopy or the PES experiment [43]. For low-energies and long wavelengths, this will give us a plot of fermion occupancy in graphene's lowest energy band which in this limit, should mimic the Planck distribution $F_- = -\frac{\omega}{x^2} n_B(-2\pi\omega)$. As can be seen from Fig. 2, $F_-(\omega)$ increases with energy, which is due to the fact that the PES-experiment measures the occupancy of valence band electrons by extracting them by shining light. If the intensity of light is increased, then more electrons residing in the lower valence energy levels will

be detected. The experimenter can then obtain the data regarding the local density of states by performing the Scanning Tunneling Microscopy or the STM experiment [46, 48] which, in the low-energy and long-wavelength limit (where our calculations are valid), will be given by the statistics inversion factor $F_A = \frac{\omega}{x^2} \coth \pi\omega$, which implies that Huygens' principle is being violated in strained graphene. Now if we take the ratio of the PES and STM data, we will find:

$$\frac{\text{PES data}}{\text{STM data}} = \frac{F_-(x, \omega)}{F_A(x, \omega)} = n_F(-2\pi\omega), \quad (73)$$

we will obtain the Fermi-Dirac distribution as expected from the Unruh effect of fermions, as can be seen in Fig. 2.

Equipped with the Bogoliubov transformations (43) between the strained (Rindler) and flat (modified Minkowski) honeycomb operators, that lead to the vacuum averages in (49) and the statistics inversion in Eqs. (71)-(72), we are now ready to discuss in the next two sections, the implications of this spontaneous electron-hole formation on observables like the electronic conductivity and total internal energy.

VII. ELECTRONIC CONDUCTIVITY

In this section, we consider another observable that is sensitive to the Unruh effect in strained graphene, the frequency-dependent conductivity. For this calculation, we shall require the Bogoliubov transformations (43), derived in Sec. V, that establish the relationship between the Rindler operators $\{\hat{c}, \hat{d}\}$ in a strained honeycomb system with the modified Minkowski operators $\{\hat{A}, \hat{B}\}$ in a flat (unstrained) honeycomb system. This led us to the expectation value (49) of the Rindler operators with respect to the Minkowski vacuum. To use these results, we will need the Kubo formula that relates the frequency-dependent conductivity to an associated current-current correlation function. For generality, we'll briefly recall the Kubo formula derivation for both the setups considered here, i.e., the case of electronic graphene (in which the fermions are charged electrons) and the case of neutral cold atoms in an optical lattice.

For the electronic graphene case, we can start with the Rindler Hamiltonian (23) minimally coupled to an electromagnetic vector potential $\mathbf{A}(\mathbf{r}, t)$, i.e. we can make the replacement $-i\hbar\nabla \rightarrow -i\hbar\nabla - e\mathbf{A}$ in the derivative operators giving us the following new Hamiltonian [88]:

$$\begin{aligned} \hat{H}(t) &= \hat{H}_{\text{Rind}} + \hat{H}^1(t), \\ \hat{H}^1(t) &= - \int d^2r \, \hat{\mathbf{j}}(\mathbf{r}, t) \cdot \mathbf{A}(\mathbf{r}, t), \end{aligned} \quad (74)$$

where \hat{H}_{Rind} is the Rindler Hamiltonian (23). Here, the conserved current operator in the strained (Rindler) system is:

$$\hat{\mathbf{j}}(\mathbf{r}, t) \equiv ev_0 \frac{|x|}{\lambda} \hat{\psi}_R^\dagger(\mathbf{r}, t) \boldsymbol{\sigma} \hat{\psi}_R(\mathbf{r}, t). \quad (75)$$

Within linear response theory, we can treat the vector potential term as a perturbation, and to linear order the response of the average current is given by:

$$\begin{aligned} \langle \hat{j}_\mu(\mathbf{r}, t) \rangle &= -\frac{i}{\hbar} \int_{-\infty}^t dt' \langle [\hat{j}_\mu(\mathbf{r}, t), \hat{H}^1(t')] \rangle, \quad (76) \\ &= \frac{i}{\hbar} \int_{-\infty}^t dt' \int d^2r' \langle [\hat{j}_\mu(\mathbf{r}, t), \hat{j}_\nu(\mathbf{r}', t')] \rangle A_\nu(\mathbf{r}', t'). \end{aligned}$$

The time-dependent vector potential can be written as $A_\nu(\mathbf{r}', t') = \frac{1}{i\omega^+} E_\nu(\mathbf{k}, \omega) e^{-i(\mathbf{k} \cdot \mathbf{r}' + \omega^+ t')}$, where $\omega^+ = \omega + i\delta$, with $\delta = 0^+$. Here, $E_\nu(\mathbf{k}, \omega)$ is the electric field at wavevector \mathbf{k} and frequency ω . Upon plugging this into Eq. (76), multiplying both sides by $e^{-i\mathbf{q} \cdot \mathbf{r}}$ and integrating over \mathbf{r} in the limit of $\mathbf{q} \rightarrow 0$ (corresponding to spatial averaging), we obtain:

$$\begin{aligned} \langle \hat{j}_\mu(\mathbf{q} \rightarrow 0, t) \rangle &= \frac{1}{\hbar\omega^+} \int_{-\infty}^{\infty} dt' \Theta(t - t') e^{-i\omega^+ t'} \\ &\quad \times \langle [\hat{j}_\mu(0, t), \hat{j}_\nu(0, t')] \rangle E_\nu(0, \omega). \end{aligned} \quad (77)$$

Noting that the time-dependent electric field $E_\nu(0, t) = E_\nu(0, \omega) e^{-i\omega^+ t}$, redefining the variable of integration to $T = (t - t')$ and taking the ratio of current and electric field, we find the average conductivity tensor $\sigma_{\mu\nu} = \frac{\langle \hat{j}_\mu(0, t) \rangle}{E_\nu(0, t)}$:

$$\sigma_{\mu\nu} = \frac{1}{\hbar\omega^+} \int_{-\infty}^{\infty} dT \, \Theta(T) e^{i\omega^+ T} \langle [\hat{j}_\mu(0, T), \hat{j}_\nu(0, 0)] \rangle. \quad (78)$$

The preceding derivation depends on the use of the vector potential as an external stimulus. But, for a system that is not made of charged particles such as neutral ultracold atomic gases, we must use a different approach. In this case, a change in the local chemical potential creates a pressure difference and hence affects the density of fermions. Instead of Eq. (74), the perturbing Hamiltonian involves a coupling of the atom density $\hat{n}(\mathbf{r}, t) = \hat{\psi}^\dagger(\mathbf{r}, t) \hat{\psi}(\mathbf{r}, t)$ to a spatially and temporally varying chemical potential:

$$\hat{H}^1(t) = - \int d^2r \, \mu(\mathbf{r}, t) \hat{n}(\mathbf{r}, t). \quad (79)$$

Plugging this into Eq. (76) with $\mu(\mathbf{r}, t) = \mu(\mathbf{r}) e^{-i\omega t}$, integrating by parts in the t' integral and also integrating by parts in space using the equation of continuity $0 = \frac{\partial}{\partial t} \hat{n}(\mathbf{r}, t) + \nabla \cdot \hat{\mathbf{j}}(\mathbf{r}, t)$, we finally arrive at the Kubo formula for neutral atoms, with the average atom current related to the chemical potential gradient as $\mathbf{j} = -\sigma \nabla \mu$ where σ is given by (78).

Thus, in either case we require the current-current correlation function, with the averages being performed with respect to the Minkowski vacuum. We start with the computation of σ_{xx} . Instead of directly using Eq. (78) that involves the spatially Fourier-transformed current correlator, we start with the real-space current-current correlation function, perform spatial averages (on \mathbf{r} and

\mathbf{r}'), and finally Fourier transform to frequency space. The average current correlation function at the right node has the following form :

$$\bar{C}^{xx}(t-t') = \int d^2r \int d^2r' \langle 0_{\mathcal{M}} | \hat{j}^x(\mathbf{r}, t) \hat{j}^x(\mathbf{r}', t') | 0_{\mathcal{M}} \rangle, \quad (80)$$

where we are evaluating the correlations only between fields on the right node. In what follows, we will set $e \rightarrow 1$, $\hbar \rightarrow 1$ and $\omega_c \rightarrow 1$.

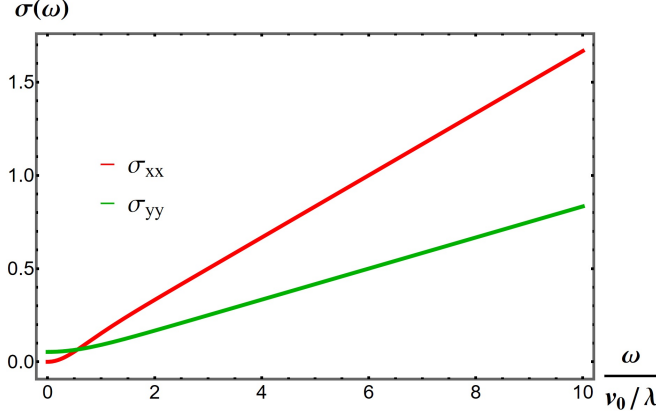


Figure 3. (Color Online) A plot showing how the average dissipative conductivity (in units of e^2/\hbar) grows approximately linearly as a function of AC-frequency (in units of strain frequency $\omega_c = v_0/\lambda$). The longitudinal components $\sigma''_{xx}(\omega)$ (in red) and $\sigma''_{yy}(\omega)$ (in green) both vanish in the DC-limit $\omega \rightarrow 0$.

We performed spatial integrals on (80) along the coordinates \mathbf{r} and \mathbf{r}' because the conductivity Eq. (78) requires the current-current correlation in the reciprocal space in the limit $\mathbf{q} \rightarrow 0$. Integration along y and y' will yield Dirac delta functions in wavevectors $\delta(k_y - k'_y)$, after which integration of spinor products is performed over x and x' directions using the following identity:

$$\begin{aligned} & \int_0^\infty dx x \left[K_{\frac{1}{2}+i\Omega}(x) K_{\frac{1}{2}-i\Omega'}(x) - K_{\frac{1}{2}-i\Omega}(x) K_{\frac{1}{2}+i\Omega'}(x) \right] \\ &= \frac{i\pi^2(\Omega^2 - \Omega'^2)}{2[\sinh(\pi\Omega) + \sinh(\pi\Omega')]} \end{aligned} \quad (81)$$

Thus the average current-current correlator as a function of time for the right handed fermions looks as follows:

$$\begin{aligned} \bar{C}^{xx}(\Delta t) &= \frac{1}{2} \int_{-\infty}^\infty d\Omega \int_{-\infty}^\infty d\Omega' \cosh \pi\Omega \cosh \pi\Omega' \\ & n_F(2\pi\Omega) n_F(-2\pi\Omega') e^{i(\Omega - \Omega')\Delta t} \frac{(\Omega^2 - \Omega'^2)^2}{[\sinh(\pi\Omega) + \sinh(\pi\Omega')]^2}, \end{aligned} \quad (82)$$

where $\Delta t = (t - t')$. We now subtract from this the current correlator with time coordinates interchanged, $t \leftrightarrow t'$ i.e. $\bar{C}^{xx}(t' - t) = \bar{C}^{xx}(-\Delta t)$, to obtain the vacuum average of the commutator of current-current correlation. Plugging this into the expression for conductivity tensor (78), where we perform the Fourier transform of

a retarded function in time using the Plemelj formula $\lim_{\delta \rightarrow 0^+} \frac{1}{x + i\delta} = \mathcal{P} \frac{1}{x} - i\pi\delta(x)$, and extracting the imaginary part, we finally obtain the xx -component of the dissipative average conductivity as follows:

$$\begin{aligned} \bar{\sigma}''_{xx}(\omega) &= \frac{\pi\omega}{2} \int_{-\infty}^\infty d\Omega \cosh \pi\Omega \cosh \pi(\Omega + \omega) \\ &\times \frac{(2\Omega + \omega)^2}{(\sinh \pi\Omega + \sinh \pi(\Omega + \omega))^2} [n_F(2\pi\Omega) - n_F(2\pi(\Omega + \omega))], \end{aligned} \quad (83)$$

where the double prime '' denotes the imaginary part of conductivity that leads to dissipation of electronic current. In this formula, we have dropped dimensionful prefactors (such as e^2/\hbar , the typical units of conductivity), and we have dropped an extensive factor

$$\mathcal{A} = \int_0^\infty \frac{dk_y}{2\pi} \frac{1}{k_y^2} \int_{-\infty}^\infty dy = L_y \int_0^\infty \frac{dk_y}{2\pi} \frac{1}{k_y^2}, \quad (84)$$

with L_y the size of the system in the y direction. Properly handling the remaining integral would require analyzing our problem in a finite system along x , a task we leave for future work.

We have plotted Eq. (83) in Fig. 3 which shows that the conductivity grows approximately linearly with the probing frequency and vanishes in the DC-limit ($\omega \rightarrow 0$). As we discussed in Sec. II, the Rindler Hamiltonian with Fermi velocity $v(x) \simeq v_0|x|/\lambda$, can be achieved for modes with low energies and long wavelengths. Hence, the results for conductivity (and for internal energy) for strained honeycomb lattices are valid if we choose to probe long-wavelength modes $k_y\lambda \ll 1$. This is valid because in order to evaluate these observables, spatial averages need to be performed equivalent to setting $\mathbf{q} \rightarrow 0$ in $\sigma(\omega, \mathbf{q} \rightarrow 0)$ as we discussed in Eq. (77).

To understand the result in Eq. (83), we revisit the electronic conductivity of flat graphene (per node and per spin) in the collisionless limit and at a finite environment temperature $\beta = (k_B T)^{-1}$ [89]:

$$\bar{\sigma}''_{xx}(\omega) = \frac{1}{16} \left[n_F\left(-\frac{\beta\omega}{2}\right) - n_F\left(\frac{\beta\omega}{2}\right) \right] \quad (85)$$

$$= \frac{1}{16} \left[1 - 2n_F\left(\frac{\beta\omega}{2}\right) \right], \quad (86)$$

where the left hand side is measured in units of e^2/\hbar . The right hand side vanishes in the DC-limit $\omega \rightarrow 0$. This happens because in this limit, only the energy levels close to the Dirac point participate in electronic transitions due to switching on the vector potential in (74). However, here the electron occupancy in conduction band, given by $n_F(\beta\omega) \sim 0.5$, is equal to the electron occupancy in the valence band, given by $n_F(-\beta\omega) \sim 0.5$. Thus the rate of excitation and de-excitation are equal and hence the electrons near the Dirac point (DC-limit) do not participate in conductivity. On the other hand, as the probing frequency is increased, the electron occupancy in the valence band starts exceeding the conduction band, thus giving us a net rate of excitation of electrons that give non-zero

conductivity. In the opposite limit of $\omega \gg (\hbar\beta)^{-1}$, the high energy modes are unaffected by the thermal scale and hence, the electron occupancy here is approximately unity, i.e. the de-excitation is minuscule and conductivity reaches its maximum value of $e^2/16\hbar$. The density of states in a two-dimensional material such as graphene, is expected to be linear in energy. However this gets cancelled out due to the $1/\omega$ in the expression for conductivity (78), and therefore only the Fermi functions are needed to physically understand the behavior of conductivity.

Since the strained graphene system is effectively at an Unruh temperature T_U , by analogy with the preceding argument we might also expect to find that $\sigma(\omega) \rightarrow 0$ for $\omega \rightarrow 0$, as we indeed find in Fig. 3. To derive the approximate linear behavior, we use the fact that the factor multiplying the Fermi functions in square brackets in Eq. (83) is sharply peaked at $\Omega = -\omega/2$. Then, we are allowed to make this replacement in the square brackets, yielding $[n_F(-\pi\omega) - n_F(\pi\omega)]$ that can be pulled outside the integral. Upon evaluating the remaining Ω integration over the peak region finally gives

$$\bar{\sigma}_{xx}''(\omega) \simeq \frac{\sqrt{3}}{2\pi^{3/2}} \omega \tanh \frac{\pi\omega}{2}, \quad (87)$$

which agrees with our numerical result in Fig. 3.

We can also interpret these results by focusing on the second version similar to (86) and noting that the conductivity is reduced due to the presence of emergent Fermi functions. This happens due to stimulated particle reduction [8, 90–93]. The process of straining the honeycomb lattice leads to creation of fermions in the conduction band with a Fermi distribution $n_F(2\pi\Omega)$ characterized by Unruh temperature (here $1/2\pi$), yielding a thermally excited state. To study the linear electronic response of this system, an vector potential stimulus is provided because of which more electrons from the valence band jump to the conduction band. Pauli's exclusion principle does not allow the strained electrons to co-exist with the electronically excited ones, hence leading to an overall reduction in the response. Since particle creation is maximum at zero energy where the two bands meet (as the Unruh-Fermi function is maximum at low energies), it is easiest for strains to create electrons at this zero-energy level, and hence the stimulated reduction is maximum for zero probing frequency i.e. the DC-limit $\omega \rightarrow 0$. In contrast higher energies overpower the strains making the Fermi functions small, and hence maximum conductivity is achieved.

Next we turn to the conductivity σ_{yy} for directions perpendicular to the strain fields, which, following the same procedure, leads to the similar result:

$$\begin{aligned} \bar{\sigma}_{yy}''(\omega) &= \frac{\pi\omega}{2} \int_{-\infty}^{\infty} d\Omega \cosh \pi\Omega \cosh \pi(\Omega + \omega) \\ &\times \frac{(2\Omega + \omega)^2}{(\sinh \pi\Omega - \sinh \pi(\Omega + \omega))^2} [n_F(2\pi\Omega) - n_F(2\pi(\Omega + \omega))], \end{aligned} \quad (88)$$

the only difference being a minus sign in the denominator of one factor in the integrand. In this case the factor multiplying the Fermi functions in square brackets is not a narrow peak at $-\omega/2$; nonetheless the qualitative behavior is similar as seen in Fig. 3 which shows that just like the xx -component, the yy -component of conductivity also grows approximately linearly with the probing frequency and vanishes in the DC-limit ($\omega \rightarrow 0$). One key difference is that $\bar{\sigma}_{yy}''(\omega)$ is smaller in magnitude. The reason is that in \hat{x} -direction the atoms have been forced to come closer to each other using strains of type (6) thereby increasing the Fermi velocity, and thus hopping becomes easier. Whereas in the \hat{y} -direction, the strains do not depend on coordinate y , and thus the atoms are further apart in this direction as compared to \hat{x} , hence the hopping and the conductivity here is lower.

The transverse or off-diagonal components of conductivity tensor are anti-symmetric i.e. $\sigma_{xy}(\omega) = -\sigma_{yx}(\omega)$, which can be readily inferred from the commutator in Eq. (78). This means that knowledge of one, determines the other. Performing similar calculations as the longitudinal case, yields a vanishing transverse conductivity:

$$\sigma_{xy}''(\omega) = -\sigma_{yx}''(\omega) = 0. \quad (89)$$

This can be expected because if $\sigma^{xy} \neq 0$, then an electric field in the x -direction E_x would be able to create a current in the y -direction. However due to translation symmetry, there is no reason why $+\hat{y}$ would be favored over $-\hat{y}$, and thus the current is expected to be zero by symmetry. This symmetry gets broken when there is a real magnetic field in the system.

In this section we showed how the Rindler Hamiltonian (23) leads to a linear in probing frequency behavior of longitudinal components of the electronic conductivity (83), (88), and that the transverse (89) components simply vanish. These results for average dissipative conductivity are summarized in Fig. 3, where both the longitudinal components scale linearly for frequencies. In the next section, we will take a look at the consequence of Rindler Hamiltonian on the internal energy of such honeycomb systems.

VIII. INTERNAL ENERGY

As we saw in the previous section, that spontaneous particle creation due to us assuming a linear-in-position Fermi velocity had a profound effect on the behavior of electronic conductivity which scaled linearly in the probing frequency, as opposed to the flat honeycomb case where it has a constant value for all frequencies. In this section, we will be looking at how this Rindler-Unruh particle creation affects the response of honeycomb systems when brought in contact with a thermal heat bath, i.e. we will find the total electronic energy in the system U , which can be calculated using the expectation value of the Rindler Hamiltonian (23) with respect to a

Minkowski thermal density matrix labeled by the temperature parameter $\beta = (k_B T)^{-1}$ as a subscript:

$$U_M = \langle \hat{H}_R \rangle_\beta, \\ = i\hbar \left\langle \int d^2x \hat{\psi}^\dagger(x) \cdot \partial_t \hat{\psi}(x) \right\rangle_\beta, \quad (90)$$

where to get the second line we made use of the Dirac equation (24) to simplify further calculations. Equivalently, this can also be calculated using the energy-momentum tensor operator as discussed in Ref. [19]. However, the above Minkowski thermal average is divergent and thus requires normal ordering. This involves subtracting off the Rindler thermal average (i.e. the limit of zero strains $\lambda \rightarrow \infty$) of the Rindler Hamiltonian from the Minkowski average as follows:

$$U = \langle 0_M | \hat{H}_R | 0_M \rangle_\beta - \langle 0_R | \hat{H}_R | 0_R \rangle_\beta. \quad (91)$$

This renormalization is needed because the Hamiltonian is quadratic in the fields $\hat{\psi}^2(x)$ [1–6], and thus the expectation value has a genuine divergence since even smearing the field operators will not cure this divergence, unlike the case of two-point functions which are bi-distributions and their divergences at short distances can be cured by smearing.

To evaluate these expectation values, the physical picture that we will be needing is that the honeycomb lattice is initially in a thermal state (due to contact with a heat bath or the surroundings), and then strains are put on it. As a result, the initial state of the flat honeycomb lattice is described by the eigenstates of the standard Dirac Hamiltonian (15), whose excitations are described by Minkowski operators $\{\hat{a}_{\mathbf{k}}, \hat{b}_{\mathbf{k}}\}$ in Eq. (20) labeled by momentum vector \mathbf{k} . Since this system is also kept in contact with a heat bath at temperature $\beta = (k_B T)^{-1}$, the thermal averages of Minkowski operators will be given by the Fermi distributions:

$$\langle \hat{a}_{\mathbf{k}}^\dagger \hat{a}_{\mathbf{k}} \rangle = \langle \hat{b}_{\mathbf{k}}^\dagger \hat{b}_{\mathbf{k}} \rangle = n_F(\beta \epsilon_k) \equiv \frac{1}{e^{\beta \epsilon_k} + 1}, \quad (92)$$

as a function of the Minkowski energy dispersion relation $\epsilon_k = \hbar \omega_k = \hbar v_0 |\mathbf{k}|$. When the strains are turned on, then the system is described the Rindler Hamiltonian (23), whose excitations are governed by the Rindler operators $\{\hat{c}_{k_y, \Omega}, \hat{d}_{k_y, \Omega}\}$, labeled by the independent pair of momenta $\hbar k_y$ and energy $\hbar \Omega$. We have seen in Sec. IV, that the Bogoliubov transformations (43) help express these Rindler operators in terms of modified Minkowski operators $\{\hat{A}_{k_y, \Omega}^\pm, \hat{B}_{k_y, \Omega}^\pm\}$, which are in turn complex linear combinations of the standard ones $\{\hat{a}_{\mathbf{k}}, \hat{b}_{\mathbf{k}}\}$ as given in Eq. (44). Thus making use of this transformation between operators, and the thermal averages in Eq. (92), we obtain the thermal averages of the Rindler operators

in the Minkowski vacuum as follows:

$$\begin{aligned} \langle \hat{c}_{k_y, \Omega}^\dagger \hat{c}_{k'_y, \Omega'} \rangle_\beta &= \langle \hat{d}_{k_y, \Omega}^\dagger \hat{d}_{k'_y, \Omega'} \rangle_\beta \\ &= \delta(k_y - k'_y) \left[\delta(\Omega - \Omega') \sqrt{n_F(2\pi\Omega)} \sqrt{n_F(2\pi\Omega')} \right. \\ &\quad + \left\{ \sqrt{n_F(-2\pi\Omega)} \sqrt{n_F(-2\pi\Omega')} \right. \\ &\quad \left. \left. - \sqrt{n_F(2\pi\Omega)} \sqrt{n_F(2\pi\Omega')} \right\} Z_{k_y}(\Delta) \right], \end{aligned} \quad (93)$$

where $\Delta \equiv \Omega - \Omega'$ and we define the function $Z_{k_y}(\Delta)$:

$$Z_{k_y}(\Delta) = \int_{-\infty}^{\infty} \frac{dk_x}{2\pi k} \left(\frac{k + k_x}{k - k_x} \right)^{-i\Delta/2} n_F(\beta \epsilon_k), \quad (94)$$

which we emphasize is real (i.e., $Z_{k_y}^*(\Delta) = Z_{k_y}(\Delta)$). Note the difference between the two types of Fermi distributions being used here. The first $n_F(\beta \epsilon_k)$, is due to a heat bath labeled by the environment temperature parameter β and is a function of the Minkowski energy ϵ_k . The second one $n_F(2\pi\Omega)$ is an emergent thermal distribution governed by the strain frequency $\omega_c = v_0/\lambda$.

The thermal averages in (93) have a temperature-independent part proportional to a delta function in energy $\delta(\Omega - \Omega')$ and a temperature-dependent part having the function $Z_{k_y}(\Omega - \Omega')$. To get an intuition for this formula, we discretize the wavevector and frequency delta functions to Kronecker delta functions, effectively smearing the Rindler operators [19]. Then taking $k'_y = k_y$ and $\Omega' = \Omega$, the electron (or hole) thermal averages take the following form:

$$\begin{aligned} N_{k_y, \Omega} &\equiv \langle \hat{c}_{k_y, \Omega}^\dagger \hat{c}_{k_y, \Omega} \rangle_{T \neq 0} - Z_{k_y}(0) \\ &= n_F(2\pi\Omega) \left[1 - \frac{1}{\pi} \int_{-\infty}^{\infty} \frac{dk_x}{\sqrt{k_x^2 + \hat{k}_y^2}} n_F\left(\sqrt{\hat{k}_x^2 + \hat{k}_y^2}\right) \right], \end{aligned} \quad (95)$$

where Ω is the dimensionless frequency used elsewhere (in which the Unruh temperature is $1/(2\pi)$) and the wavevectors $\hat{\mathbf{k}} = \frac{\hbar v_0 \mathbf{k}}{k_B T}$ are normalized using the real system temperature T . We have also renormalized the number average by subtracting off the Rindler vacuum contribution which can be found by setting $T_U = 0$ ($\lambda \rightarrow \infty$) in (93), or equivalently subtracting off $Z_{k_y}(0)$ from the expectation value in the first line. This is the same procedure as was discussed in (91) without which the integrals inside the expectation values diverge.

In Fig. 4, we plot the renormalized occupancy as a function of frequency for various values of the normalized wavevector \hat{k}_y . This figure shows that nonzero environment temperature leads to a stimulated reduction of fermions [8, 90–93], i.e., a smaller Unruh effect. However, this reduction is dependent on the momentum k_y , with the $\hat{k}_y \rightarrow \infty$ curve (dashed line) identical to the zero-temperature Unruh effect, and an increasing stimulated reduction with decreasing \hat{k}_y . This happens because

we start with an initial thermal state of fermions and Pauli's exclusion principle does not allow new fermions to co-exist with them that are spontaneously created via strains, hence leading to reduction. The higher the initial temperature, the lower the value of \hat{k}_y and therefore the further away the spectrum is from the Fermi-Dirac. In other words, if we keep the environment temperature fixed, then in the limit of small wavelength we recover the Unruh effect and for larger wavelengths the average fermion number strays away from the perfect Fermi-Dirac distribution.

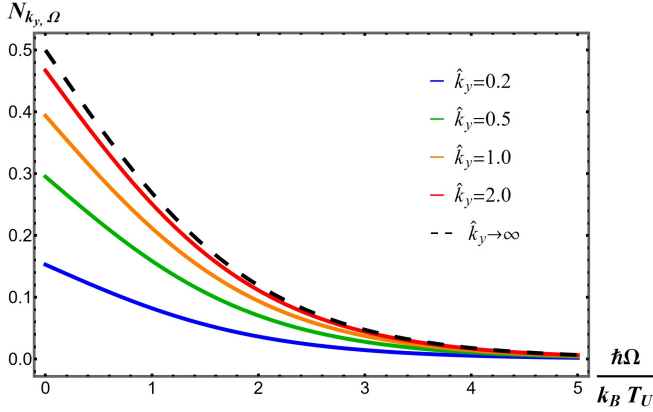


Figure 4. (Color Online) A figure showing the average number of fermions (plotted with respect to mode energy normalized with Unruh temperature, see Eq.(95)) in a graphene sheet which is initially in a thermal state and is then strained leading to stimulated particle reduction, for various values of momenta \hat{k}_y normalized with real temperature. The dashed black curve represents the Unruh effect with a perfect Fermi-Dirac distribution which could be achieved in the limit of $\hat{k}_y \rightarrow \infty$, i.e. large k_y or zero environment temperature. As the temperature rises, the Fermi-Dirac distribution gets reduced due to Pauli's principle.

Next, we turn to the direct calculation of the internal energy U using Eq. (91). For this task we shall use Eq. (93) without making the abovementioned discretization that was used for Fig. 4. We find that the internal energy has two contributions $U = U^0 + U^\beta$. For the zero temperature part U^0 , the energy and momentum integrals inside the thermal averages can be simplified by using the Dirac delta functions $\delta(\Omega - \Omega')$ and $\delta(k_y - k'_y)$ that pin $\Omega' = \Omega$ and $k_y = k'_y$. Then integration can be performed over momenta k_y using the following identity:

$$\int_0^\infty dk_y k_y K_{\frac{1}{2}+i\Omega}(k_y x) K_{\frac{1}{2}-i\Omega}(k_y x) = \frac{\pi^2}{4x^2} \frac{\Omega}{\sinh \pi\Omega}, \quad (96)$$

which leads to:

$$\begin{aligned} U^0 &= \frac{4L_y}{\pi} \int \frac{dx}{x^2} \int_0^\infty d\Omega \hbar\Omega \Omega \coth \pi\Omega n_F(2\pi\Omega), \\ &= \frac{4L_y}{\pi} \int_a^\infty \frac{dx}{x^2} \int_0^\infty d\Omega \hbar\Omega \Omega n_B(2\pi\Omega), \end{aligned} \quad (97)$$

where in going from first to second line we used the identity $\coth x \cdot n_F(2x) = n_B(2x)$, and we cutoff the x spatial

integral at the lattice scale a . We also note that the energy labels Ω that are not associated with an \hbar , need to be understood as being normalized with ω_c . This result is for the right side of the honeycomb lattice per node and per spin state. This temperature independent contribution U^0 is made up of three elements: the mode energy $\hbar\Omega$, the density of states $\Omega \coth \pi\Omega$ and the occupancy of energy levels given by a Fermi-Dirac distribution $n_F(2\pi\Omega)$. In the last line, however, we see that the product of the last two factors in the first line effectively yields a linear-in-energy density of states multiplied by the Bose-Einstein distribution. This is Takagi's apparent *statistics inversion* [19] that we discussed in equations (71) and (72). Thus, although Eq. (97) pertains to fermions, the final result looks like Planck's black body result for photons.

The temperature-dependent part of the total internal energy, U^β , depends on the temperature-dependent terms of the thermal averages in Eq. (93). For this contribution, the momentum integrals inside the thermal averages can be simplified by using the Dirac delta function $\delta(k_y - k'_y)$, pinning $k'_y = k_y$. Then, integrating over x using Eq. (37) gives us a Dirac delta function $\delta(\Omega - \Omega')$. This along with the finite temperature renormalization discussed in Eq. (91) gives the temperature dependent part of internal energy:

$$U^\beta = -\frac{8L_y}{\pi} \int_0^\infty d\Omega \hbar\Omega n_F(2\pi\Omega) \int_0^\infty dk_y Z_{k_y}(0), \quad (98)$$

The momentum integral can be simplified by switching to polar coordinates, i.e. $(k_x, k_y) \rightarrow (k, \theta)$, thus yielding:

$$\begin{aligned} \int_0^\infty dk_y Z_{k_y}(0) &= \frac{1}{2} \int_{-\infty}^\infty dk_y \int_{-\infty}^\infty \frac{dk_x}{2\pi k} n_F(\beta\omega_k) \\ &= \frac{1}{2} \int_0^\infty dk n_F\left[\frac{\hbar v_0 k}{k_B T}\right] = \frac{k_B T \log 2}{2\hbar v_0}. \end{aligned} \quad (99)$$

Compiling the results for the temperature independent and dependent cases we find that the renormalized total internal energy $U = U^0 + U^\beta$ for a strained graphene sheet kept in an environment with finite temperature is:

$$\begin{aligned} U &= \frac{4L_y}{\pi} \int_a^\infty \frac{dx}{x^2} \int_0^\infty d\Omega \hbar\Omega \Omega n_B(2\pi\Omega) \\ &\quad - \frac{4L_y}{\pi} \frac{k_B T \log 2}{\hbar v_0} \int_0^\infty d\Omega \hbar\Omega n_F(2\pi\Omega). \end{aligned} \quad (100)$$

This result depends linearly on temperature and manifestly shows that because we started with an initial thermal state of fermions in flat graphene, then the process of straining leads to stimulated particle reduction due to Pauli's exclusion principle [8, 90–93].

IX. CONCLUDING REMARKS

In this paper, we have discussed how a honeycomb lattice that is strained inhomogeneously can act as an arena

where analogue Rindler physics associated with accelerating observers can be realized. We broke this problem into two stages. The first stage is that of an unstrained flat graphene sheet that possesses (discrete) translation symmetry, and leads to an emergent Dirac equation for low energy modes. This mimics the evolution of fermions in flat Minkowski spacetime. We then solved the evolution equation to obtain the mode expansion in terms of plane waves in space and time. This choice helps us define a structure of ladder operators $\hat{a}_{\mathbf{k}}$ and $\hat{b}_{\mathbf{k}}$ which, when acting on the Minkowski or flat graphene vacuum state $|0_{\mathcal{M}}\rangle$, lead to excitation of electrons and holes that obey a linear in energy-momentum dispersion relation.

The second stage starts when we suddenly switch on strains to create a Rindler Hamiltonian with a spatially varying Fermi velocity $v(x) \simeq v_0 \frac{|x|}{\lambda}$ where the origin $x = 0$ acts as an analogue of Rindler horizon separating the $x < 0$ and $x > 0$ regions and forbidding low-energy and long-wavelength electrons to tunnel through. Thus the two disconnected sides of strained graphene mimic the causally disconnected left and right Rindler wedges. Then we solved the Dirac equation for right handed Weyl fermions and obtained the solutions in terms of Bessel functions that blow up at the horizon and asymptotically vanish at large x . Here the plane wave basis in Rindler time helps us choose the structure of Rindler creation and annihilation operators $\hat{c}_{k_y, \Omega}$ and $\hat{d}_{k_y, \Omega}$ for electrons and holes with respect to the Rindler vacuum state $|0_{\mathcal{R}}\rangle$. However, unlike the Minkowski case, here due to broken translation symmetry there is no band dispersion and the energy and momentum are decoupled.

Since the same quantum field operator has two different representations in the flat and strained regimes, by projecting one onto the other we find that the Minkowski vacuum $|0_{\mathcal{M}}\rangle$ appears to operators of the strained system as if it is at finite temperature, swarming with Rindler particles. This can be understood in terms of the Heisenberg picture where the state of the system remains the same, whereas the operators evolve, and thus in the sudden approximation the original state is viewed as a linear combination of the eigenstates of the new Hamiltonian. In fact, the Minkowski vacuum state corresponding to the flat system can be expressed as a two-mode squeezed state with respect to the Rindler vacuum, since one side of the lattice is unavailable to the modes residing on the opposite side. Thus, expectation values on the right side effectively involve a trace over the left side, amounting to a mixed thermal density operator for the right side. This is similar to what happens in Rindler spacetime because when an observer picks a certain acceleration say $a > 0$, then they are naturally causally disconnected from the observers accelerating opposite to them. As a result of

this, the Minkowski vacuum averages of Rindler ladder operators pertaining to one side appear as thermal averages, which is known as the Fulling-Davies-Unruh effect.

After discussing this thermal-like creation of particles, we looked into the properties of the strained Green's functions which satisfy the KMS condition that ensures that if the analogue spacetime has a horizon in it, then the spectrum of particles it creates is bound to be thermal in nature. Another feature of these Green's functions was that the Huygens' principle gets violated due to graphene being a two-dimensional material and thus leads to a Bose-Einstein spectrum for electron-hole pairs created by strains, a manifestation of Takagi's statistics inversion.

We then discussed how the Unruh thermality (for low-energy and long wavelength modes) could be measured in photo-emission spectroscopy (PES) experiments and the inversion factor could be seen in scanning tunneling microscopy experiments that measure the density of states. In PES, shining photons on graphene would excite fermions to higher states according to a Bose distribution and therefore, in this sense, these experiments are related to the Unruh-DeWitt detectors that also get excited with a Bose-Einstein response when interacting with acceleration radiation. We also found that a similar thermal like behavior could be seen in measurements of the spatially averaged electronic conductivity of an isolated strained honeycomb lattice, which at low energies, exhibits a frequency dependence that is similar to that found in the case of a flat graphene sheet kept at finite environment temperature, hence signalling emergence of Unruh-like thermality. Finally, we ended our discussion with a calculation of the total system energy due to strains at finite environment temperature and found that it has a zero temperature portion which resembles the black body spectrum of photons thus signalling statistics inversion, and a finite temperature part whose contribution is negative. This is due to the fact that if we start with an initially excited (thermal) state in flat graphene, then strains lead to stimulated particle reduction due to the Pauli principle not allowing newly created fermions to occupy the energy levels already occupied by thermal fermions.

X. ACKNOWLEDGEMENTS

The authors are grateful to Jorma Louko for useful comments. AB acknowledges financial support from the Department of Physics and Astronomy at LSU. This work was supported by the National Science Foundation under Grant 2208036.

[1] N. D. Birrell and P. C. W. Davies, *Quantum Fields in Curved Space*, Cambridge University Press (1984).

- [2] S. A. Fulling, *Aspects of Quantum Field Theory in Curved Space-time*, London Math. Soc. Student Texts **17**, 1 (1989).
- [3] R. M. Wald, *Quantum Field Theory in Curved Space-Time and Black Hole Thermodynamics*, University of Chicago Press (1994).
- [4] A. Fabbri and J. Navarro-Salas, *Modeling black hole evaporation*, Imperial College Press (2005).
- [5] V. Mukhanov and S. Winitzki, *Introduction to quantum effects in gravity*, Cambridge Univ. Pr. (2007).
- [6] L. Parker and D. Toms, *Quantum Field Theory in Curved Spacetime: Quantized Fields and Gravity*, Cambridge University Press (2009).
- [7] E. Schrodinger, *The proper vibrations of the expanding universe*, *Physica* **6**, 899 (1939).
- [8] L. Parker, *The Creation of Particles in an Expanding Universe*, Ph.D. thesis, Harvard University (1966).
- [9] L. Parker, *Particle creation in expanding universes*, *Phys. Rev. Lett.* **21**, 562 (1968).
- [10] W. Rindler, *Kruskal Space and the Uniformly Accelerated Frame*, *Am. J. Phys.* **34**, 1174 (1966).
- [11] S. A. Fulling, *Nonuniqueness of canonical field quantization in Riemannian space-time*, *Phys. Rev. D* **7**, 2850 (1973).
- [12] P. C. W. Davies, *Scalar particle production in Schwarzschild and Rindler metrics*, *J. Phys. A* **8**, 609 (1975).
- [13] W. G. Unruh, *Notes on black hole evaporation*, *Phys. Rev. D* **14**, 870 (1976).
- [14] R. Kubo, *Statistical-mechanics theory of irreversible processes. I. General theory and simple application to magnetic and conduction problems*, *J. Phys. Soc. Jpn.* **12**, 570, (1957).
- [15] P. C. Martin, and J. Schwinger, *Theory of many-particle systems. I*, *Phys. Rev.* **115**, 1342 (1959).
- [16] S. W. Hawking, *Black hole explosions*, *Nature* **248**, 30 (1974).
- [17] S. W. Hawking, *Particle Creation by Black Holes*, *Commun. Math. Phys.* **43**, 199 (1975), Erratum: *Commun. Math. Phys.* **46**, 206 (1976).
- [18] G. W. Gibbons and S. W. Hawking, *Cosmological Event Horizons, Thermodynamics, and Particle Creation*, *Phys. Rev. D* **15**, 2738 (1977).
- [19] S. Takagi, *Vacuum Noise and Stress Induced by Uniform Acceleration: Hawking-Unruh Effect in Rindler Manifold of Arbitrary Dimension*, *Prog. Theor. Phys. Suppl.* **88**, 1 (1986).
- [20] H. Ooguri, *Spectrum of Hawking Radiation and Huygens' Principle*, *Phys. Rev. D* **33**, 3573 (1986).
- [21] W. G. Unruh, *Accelerated Monopole Detector in Odd Space-time Dimensions*, *Phys. Rev. D* **34**, 1222 (1986).
- [22] H. Terashima, *Fluctuation dissipation theorem and the Unruh effect of scalar and Dirac fields*, *Phys. Rev. D* **60**, 084001 (1999).
- [23] L. Sriramkumar, *Odd statistics in odd dimensions for odd couplings*, *Mod. Phys. Lett. A* **17**, 1059 (2002).
- [24] L. Sriramkumar, *Interpolating between the Bose-Einstein and the Fermi-Dirac distributions in odd dimensions*, *Gen. Rel. Grav.* **35**, 1699 (2003).
- [25] S. Pascasio, F. V. Pepe, and J. M. Pérez-Pardo, "Huygens' principle and Dirac-Weyl equation", *Eur. Phys. J. Plus* **132**, 287 (2017).
- [26] L. C. B. Crispino, A. Higuchi and G. E. A. Matsas, *The Unruh effect and its applications*, *Rev. Mod. Phys.* **80**, 787 (2008).
- [27] E. Martin-Martinez, I. Fuentes and R. B. Mann, *Using Berry's phase to detect the Unruh effect at lower accelerations*, *Phys. Rev. Lett.* **107**, 131301 (2011).
- [28] P. D. Nation, J. R. Johansson, M. P. Blencowe and F. Nori, *Stimulating Uncertainty: Amplifying the Quantum Vacuum with Superconducting Circuits*, *Rev. Mod. Phys.* **84**, 1 (2012).
- [29] C. Gooding, S. Biermann, S. Erne, J. Louko, W. G. Unruh, J. Schmiedmayer and S. Weinfurter, *Interferometric Unruh detectors for Bose-Einstein condensates*, *Phys. Rev. Lett.* **125**, 213603 (2020).
- [30] A. Retzker, J. I. Cirac, M. B. Plenio, and B. Reznik, *Methods for Detecting Acceleration Radiation in a Bose-Einstein Condensate*, *Phys. Rev. Lett.* **101**, 110402 (2008).
- [31] C. Barcelo, S. Liberati and M. Visser, *Analogue gravity*, *Living Rev. Rel.* **14**, 3 (2011).
- [32] W. G. Unruh, *Experimental black hole evaporation*, *Phys. Rev. Lett.* **46**, 1351 (1981).
- [33] T. G. Philbin, C. Kuklewicz, S. Robertson, S. Hill, F. Konig and U. Leonhardt, *Fiber-optical analogue of the event horizon*, *Science* **319**, 1367 (2008).
- [34] F. Belgiorno *et al.*, *Hawking radiation from ultrashort laser pulse filaments*, *Phys. Rev. Lett.* **105**, 203901 (2010).
- [35] S. Weinfurter, E. W. Tedford, M. C. J. Penrice, W. G. Unruh and G. A. Lawrence, *Measurement of stimulated Hawking emission in an analogue system*, *Phys. Rev. Lett.* **106**, 021302 (2011).

- [36] J. Steinhauer, *Observation of quantum Hawking radiation and its entanglement in an analogue black hole*, *Nature Phys.* **12**, 959 (2016).
- [37] S. Eckel, A. Kumar, T. Jacobson, I. B. Spielman and G. K. Campbell, *A rapidly expanding Bose-Einstein condensate: an expanding universe in the lab*, *Phys. Rev. X* **8**, 021021 (2018).
- [38] S. Banik, M. Gutierrez Galan, H. Sosa-Martinez, M. Anderson, S. Eckel, I. B. Spielman and G. K. Campbell, *Accurate Determination of Hubble Attenuation and Amplification in Expanding and Contracting Cold-Atom Universes*, *Phys. Rev. Lett.* **128**, 090401 (2022).
- [39] J. M. Gomez Llorente and J. Plata, *Expanding ring-shaped Bose-Einstein condensates as analogs of cosmological models: Analytical characterization of the inflationary dynamics*, *Phys. Rev. A* **100**, 043613 (2019).
- [40] A. Bhardwaj, D. Vaido and D. E. Sheehy, *Inflationary Dynamics and Particle Production in a Toroidal Bose-Einstein Condensate*, *Phys. Rev. A* **103**, 023322 (2021).
- [41] S. Eckel and T. Jacobson, *Phonon redshift and Hubble friction in an expanding BEC*, *SciPost Phys.* **10**, 064 (2021).
- [42] J. Hu, L. Feng, Z. Zhang and C. Chin, *Quantum simulation of Unruh radiation*, *Nature Phys.* **15**, 785 (2019).
- [43] J. Rodriguez-Laguna, L. Tarruell, M. Lewenstein and A. Celi, *Synthetic Unruh effect in cold atoms*, *Phys. Rev. A* **95**, 013627 (2017).
- [44] A. Kosior, M. Lewenstein and A. Celi, *Unruh effect for interacting particles with ultracold atoms*, *SciPost Phys.* **5**, 061 (2018).
- [45] O. Boada, A. Celi, J. I. Latorre and M. Lewenstein, *Dirac Equation For Cold Atoms In Artificial Curved Spacetimes*, *New J. Phys.* **13**, 035002 (2011).
- [46] A. Iorio and G. Lambiase, *The Hawking-Unruh phenomenon on graphene*, *Phys. Lett. B* **716**, 334 (2012).
- [47] M. Cvetič and G. W. Gibbons, *Graphene and the Zermelo Optical Metric of the BTZ Black Hole*, *Annals of Phys.* **327**, 2617 (2012).
- [48] A. Iorio and G. Lambiase, *Quantum field theory in curved graphene spacetimes, Lobachevsky geometry, Weyl symmetry, Hawking effect, and all that*, *Phys. Rev. D* **90**, 025006 (2014).
- [49] P. R. Wallace, *The Band Theory of Graphite*, *Phys. Rev.* **71**, 622 (1947).
- [50] G. W. Semenoff, *Condensed-Matter Simulation of a Three-Dimensional Anomaly*, *Phys. Rev. Lett.* **53**, 2449 (1984).
- [51] K. S. Novoselov, A. K. Geim, S. V. Morozov, D. Jiang, Y. Zhang, S. V. Dubonos, I. V. Grigorieva, and A. A. Firsov, *Electric Field Effect in Atomically Thin Carbon Films*, *Science* **306**, 666, (2004).
- [52] K. S. Novoselov, A. K. Geim, S. V. Morozov, D. Jiang, M. I. Katsnelson, I. V. Grigorieva, S. V. Dubonos & A. A. Firsov, *Two-dimensional gas of massless Dirac fermions in graphene*, *Nature* **438**, 197 (2005).
- [53] K. L. Lee, B. Gremaud, R. Han, B. Englert and C. Miniatura, *Ultracold fermions in a graphene-type optical lattice*, *Phys. Rev. A* **80**, 043411 (2009).
- [54] P. Soltan-Panahi, J. Struck, P. Hauke, A. Bick, W. Plenkers, G. Meineke, C. Becker, P. Windpassinger, M. Lewenstein & K. Sengstock, *Multi-component quantum gases in spin-dependent hexagonal lattices*, *Nature Phys.* **7**, 434 (2011).
- [55] P. Soltan-Panahi, D.-S. Lühmann, J. Struck, P. Windpassinger, & K. Sengstock, *Quantum phase transition to unconventional multi-orbital superfluidity in optical lattices*, *Nature Phys.* **8**, 71 (2012).
- [56] L. Tarruell, D. Greif, T. Uehlinger, G. Jotzu and T. Esslinger, *Creating, moving and merging Dirac points with a Fermi gas in a tunable honeycomb lattice*, *Nature* **483**, 302 (2012).
- [57] J. Li, W. Huang, B. Shteynas, S. Burchesky, F. Çağrı Top, E. Su, J. Lee, A. Jamison, and W. Ketterle, *Spin-Orbit Coupling and Spin Textures in Optical Superlattices*, *Phys. Rev. Lett.* **117**, 185301 (2016).
- [58] R. R. Nair, P. Blake, A. N. Grigorenko, K. S. Novoselov, T. J. Booth, T. Stauber, N. M. R. Peres, A. K. Geim, *Fine Structure Constant Defines Visual Transparency of Graphene*, *Science* **320**, 1308 (2008).
- [59] E. G. Mishchenko, *Minimal conductivity in graphene: Interaction corrections and ultraviolet anomaly*, *Europhys. Lett.* **83**, 17005 (2008).
- [60] D. E. Sheehy, J. Schmalian, *Optical transparency of graphene as determined by the fine-structure constant*, *Phys. Rev. B* **80**, 193411 (2009).
- [61] J. M. Link, P. P. Orth, D. E. Sheehy, and J. Schmalian, *Universal collisionless transport of graphene*, *Phys. Rev. B* **93**, 235447 (2016).
- [62] F. de Juan, M. Sturla and M. A. H. Vozmediano, *Space dependent Fermi velocity in strained graphene*, *Phys. Rev. Lett.* **108**, 227205 (2012).
- [63] A. H. Castro Neto, F. Guinea, N. M. R. Peres, K. S. Novoselov, A.K. Geim, *The electronic properties of graphene*, *Rev. Mod. Phys.* **81**, 109 (2009).
- [64] A. Das, *Lectures on quantum field theory*, World Scientific Publishing Company (2008).

- [65] C. W. Misner, K. S. Thorne and J. A. Wheeler, *Gravitation*, Princeton University Press (1972).
- [66] R. M. Wald, *General Relativity*, University of Chicago Press (1984).
- [67] W. Rindler, *Relativity: Special, general, and cosmological*, Oxford University Press (2006)
- [68] W. G. Unruh, *Alternative Fock Quantization of Neutrinos in Flat Space-Time*, *Proc. Roy. Soc. Lond. Series A, Mathematical and Physical Sciences* **338**, (1974): 517.
- [69] P. Candelas and D. Deutsch, *Fermion Fields in Accelerated States*, *Proc. Roy. Soc. Lond. A* **362**, 251 (1978).
- [70] M. Soffel, B. Muller and W. Greiner, *Dirac Particles in Rindler Space*, *Phys. Rev. D* **22**, 1935 (1980).
- [71] R. J. Hughes, *Uniform Acceleration and the Quantum Field Theory Vacuum. 1*, *Annals of Phys.* **162**, 1 (1985).
- [72] B. R. Iyer, *Dirac equation in Kasner spacetime with local rotational symmetry*, *Phys. Lett. A* **112**, 313 (1985).
- [73] R. Jáuregui, M. Torres and S. Haciañ, *Dirac vacuum: Acceleration and external field effects*, *Phys. Rev. D* **43**, 3979 (1991).
- [74] I. S. Gradshteyn, I. M. Ryzhik, Alan Jeffrey, and Daniel Zwillinger, *Table of Integrals, Series, and Products*, Academic Press; 6th edition (2000).
- [75] P. M. Alsing, I. Fuentes-Schuller, R. B. Mann and T. E. Tessier, *Entanglement of Dirac fields in non-inertial frames*, *Phys. Rev. A* **74**, 032326 (2006).
- [76] J. Leon and E. Martin-Martinez, *Spin and occupation number entanglement of Dirac fields for noninertial observers*, *Phys. Rev. A* **80**, 012314 (2009).
- [77] J. Bardeen, L. N. Cooper, and J. R. Schrieffer, *Microscopic Theory of Superconductivity*, *Phys. Rev.* **106**, 162 (1957).
- [78] J. Bardeen, L. N. Cooper, and J. R. Schrieffer, *Theory of Superconductivity*, *Phys. Rev.* **108**, 1175 (1957).
- [79] Leon N. Cooper, *Bound Electron Pairs in a Degenerate Fermi Gas*, *Phys. Rev.* **104**, 1189 (1956).
- [80] B. S. DeWitt, *Quantum gravity: the new synthesis*, in *General relativity: an Einstein centenary survey*, S.W. Hawking and W. Israel eds., Cambridge University Press, Cambridge U.K. (1979), pg. 680.
- [81] Piers Coleman, *Introduction to Many-Body Physics*, Cambridge University Press; 1st edition (February 1, 2016) .
- [82] T. Matsubara, *A New approach to quantum statistical mechanics*, *Prog. Theor. Phys.* **14**, 351 (1955).
- [83] L. Boltzmann, *Lectures on gas theory*, Berkeley, CA, USA: U. of California Press, (1964).
- [84] R. C. Tolman, *The Principles of Statistical Mechanics*, Oxford University Press, London, UK, (1938).
- [85] A. Einstein, *Zur Quantentheorie der Strahlung [On the quantum theory of radiation]*, *Physikalische Zeitschrift* **18** (1917), 121-128. English translation: D. ter Haar (1967): *The Old Quantum Theory*. Pergamon Press, pp. 167.
- [86] J. Rammer and H. Smith, *Quantum field-theoretical methods in transport theory of metals*, *Rev. Mod. Phys.* **58**, 323 (1986).
- [87] R. Courant and D. Hilbert (1962), *Methods of Mathematical Physics*, Interscience Publishers, vol. II .
- [88] G. D. Mahan, *Many Particle Physics*, Plenum, New York, (1990).
- [89] T. Stauber, N. M. R. Peres, and A. K. Geim, *Optical conductivity of graphene in the visible region of the spectrum*, *Phys. Rev. B* **78**, 085432 (2008).
- [90] L. Parker, *Quantized fields and particle creation in expanding universes. 2*, *Phys. Rev. D* **3**, 346 (1971).
- [91] B. L. Hu and D. Pavon, *Intrinsic Measures of Field Entropy in Cosmological Particle Creation*, *Phys. Lett. B* **180**, 329 (1986).
- [92] B. L. Hu and H. E. Kandrup, *Entropy Generation in Cosmological Particle Creation and Interactions: A Statistical Subdynamics Analysis*, *Phys. Rev. D* **35**, 1776 (1987).
- [93] H. E. Kandrup, *Entropy Generation, Particle Creation, and Quantum Field Theory in a Cosmological Space-time: When Do Number and Entropy Increase?*, *Phys. Rev. D* **37**, 3505 (1988).

Appendix A: The Dirac Equation

In this section, we will investigate how fermionic quantum fields evolve in a $(2 + 1)$ -dimensional spacetime equipped with the following line element:

$$ds^2 = -\left(1 + \frac{|x|}{\lambda}\right)^2 c^2 dt^2 + dx^2 + dy^2, \quad (\text{A1})$$

which is written in some coordinates (t, x, y) whose interpretation depends on the choice of parameter λ . The limit in which it diverges, i.e. $\lambda \rightarrow \infty$, we recover the flat Minkowski metric expressed in inertial coordinates (t, x, y) , which we could also re-label with (T, X, Y) as was done in (18):

$$\lim_{\lambda \rightarrow \infty} ds^2 = -c^2 dt^2 + dx^2 + dy^2, \quad (\text{A2})$$

whereas in the opposite limit where this parameter is small, i.e. $\lambda \rightarrow 0$, we recover the flat Minkowski metric written in terms of the Rindler coordinates (t, x, y) :

$$\lim_{\lambda \rightarrow 0} ds^2 = -\frac{x^2}{\lambda^2} c^2 dt^2 + dx^2 + dy^2, \quad (\text{A3})$$

and thus here λ plays the role of $x_{\min} = \frac{c^2}{a}$ which is the closest distance of approach from the origin at $x = 0$, of a Rindler observer accelerating with a . To derive the Dirac equation in these two limits, we will write it using the most general metric (A1). The Dirac equation describing the evolution for massless or Weyl fermions in arbitrary spacetime is as follows:

$$i\gamma^\alpha e_\alpha^\mu \nabla_\mu \hat{\psi}(x) = 0 \quad (\text{A4})$$

where $\psi(x)$ is the massless Dirac spinor (or Weyl spinor) and can be written as a two component spinor, which due to zero rest mass are decoupled from each other $\hat{\psi}^T(x) = [\hat{\psi}_R(x), \hat{\psi}_L(x)]$. Also, the covariant derivative is defined as $\nabla_\mu = \partial_\mu - \frac{i}{4}\omega_\mu^{ab}\sigma_{ab}$, where $\sigma_{ab} = \frac{i}{2}[\gamma_a, \gamma_b]$, where the Dirac matrices satisfy the Clifford algebra $\{\gamma^a, \gamma^b\} = 2\eta^{ab}$. From the line element in (A1), we can write down the metric components as follows:

$$g_{\mu\nu} = \text{diag}\left[-c^2\left(1 + \frac{|x|}{\lambda}\right)^2, 1, 1\right], \quad (\text{A5})$$

which is diagonal and hence simplifies our derivation. Tetrads are objects that take us from an arbitrary metric to the local flat metric of the tangent space at a point. They are as defined as:

$$g_{\mu\nu} = e_\mu^a e_\nu^b \eta_{ab}, \quad \eta_{ab} = \begin{bmatrix} -1 & 0 & 0 & 0 \\ 0 & 1 & 0 & 0 \\ 0 & 0 & 1 & 0 \\ 0 & 0 & 0 & 1 \end{bmatrix}. \quad (\text{A6})$$

where η_{ab} is the Minkowski tensor. In our notation we make use of Greek (μ, ν, \dots) indices to denote curved spacetime labels such as (t, x, y) , and Roman (a, b, \dots) indices signify that we are in the tangent space at a particular point in spacetime and therefore can take values $(0, 1, 2)$. By comparing (A5) and (A6) we get the following tetrads:

$$e_\mu^a = \text{diag}\left[c\left(1 + \frac{|x|}{\lambda}\right), 1, 1\right], \quad (\text{A7})$$

These tetrads can now be used to derive the spin connections ω_μ^{ab} which take into account the spin-precession of fermions due to the curvature of spacetime. They are

defined as follows:

$$\omega_\mu^{ab} = \frac{1}{2}e^{\nu a}(\partial_\mu e_\nu^b - \partial_\nu e_\mu^b) - \frac{1}{2}e^{\nu b}(\partial_\mu e_\nu^a - \partial_\nu e_\mu^a) - \frac{1}{2}e^{\rho a}e^{\sigma b}(\partial_\rho e_{\sigma c} - \partial_\sigma e_{\rho c})e_\mu^c. \quad (\text{A8})$$

which is manifestly anti-symmetric $\omega_\mu^{ab} = -\omega_\mu^{ba}$. The only surviving components of the spin connection in the metric of (A1) are as follows:

$$\omega_t^{01} = -\omega_t^{10} = \frac{c}{\lambda} \text{sgn}(x), \quad (\text{A9})$$

where $\text{sgn}(x)$ is the signum function, i.e. it returns +1 for positive values and -1 for negative entries. Finally, we will be needing the Dirac matrices in the Weyl or Chiral representation:

$$\gamma^0 = \begin{bmatrix} 0 & -I_2 \\ -I_2 & 0 \end{bmatrix}, \quad \gamma^i = \begin{bmatrix} 0 & \sigma^i \\ -\sigma^i & 0 \end{bmatrix}, \quad \gamma^5 = \begin{bmatrix} I_2 & 0 \\ 0 & -I_2 \end{bmatrix}, \quad (\text{A10})$$

where σ^i are the Pauli matrices:

$$\sigma^1 = \begin{bmatrix} 0 & 1 \\ 1 & 0 \end{bmatrix}, \quad \sigma^2 = \begin{bmatrix} 0 & -i \\ i & 0 \end{bmatrix}, \quad \sigma^3 = \begin{bmatrix} 1 & 0 \\ 0 & -1 \end{bmatrix}. \quad (\text{A11})$$

Plugging in the tetrads (A7) and the spin-connection (A9) pertaining to the metric (A1) into the massless Dirac equation (A4), we get two decoupled Weyl equations for the left and right handed fermions:

$$\begin{aligned} \partial_t \hat{\psi}_L &= c\left(1 + \frac{|x|}{\lambda}\right) \boldsymbol{\sigma} \cdot \boldsymbol{\nabla} \hat{\psi}_L + \frac{c \text{sgn}(x)}{2\lambda} \sigma^x \hat{\psi}_L, \\ \partial_t \hat{\psi}_R &= -c\left(1 + \frac{|x|}{\lambda}\right) \boldsymbol{\sigma} \cdot \boldsymbol{\nabla} \hat{\psi}_R - \frac{c \text{sgn}(x)}{2\lambda} \sigma^x \hat{\psi}_R. \end{aligned} \quad (\text{A12})$$

In the limit of $\lambda \rightarrow \infty$, the above set reduces to the Weyl equations for fermions in inertial frames (A2):

$$\begin{aligned} \partial_t \hat{\psi}_L &= c \boldsymbol{\sigma} \cdot \boldsymbol{\nabla} \hat{\psi}_L, \\ \partial_t \hat{\psi}_R &= -c \boldsymbol{\sigma} \cdot \boldsymbol{\nabla} \hat{\psi}_R, \end{aligned} \quad (\text{A13})$$

which is the same as (17) describing massless fermions in a flat graphene sheet. In the opposite limit $\lambda \rightarrow 0$, we recover the Weyl equations for massless fermions in uniformly accelerating frames:

$$\begin{aligned} \partial_t \hat{\psi}_L &= \frac{c|x|}{\lambda} \boldsymbol{\sigma} \cdot \boldsymbol{\nabla} \hat{\psi}_L + \frac{c \text{sgn}(x)}{2\lambda} \sigma^x \hat{\psi}_L, \\ \partial_t \hat{\psi}_R &= -\frac{c|x|}{\lambda} \boldsymbol{\sigma} \cdot \boldsymbol{\nabla} \hat{\psi}_R - \frac{c \text{sgn}(x)}{2\lambda} \sigma^x \hat{\psi}_R, \end{aligned} \quad (\text{A14})$$

which is the same as Eq. (24) that describes how electrons and holes evolve in a Rindler strained graphene sheet.