

Dynamically Forming Extremely Low-Mass White Dwarf Binaries in Wide Orbits

AMBREESH KHURANA ¹, CHIRAG CHAWLA ¹ AND SOURAV CHATTERJEE ¹

¹*Department of Astronomy & Astrophysics, Tata Institute of Fundamental Research, Homi Bhabha Road, Navy Nagar, Colaba, Mumbai 400005, India*

ABSTRACT

The detection of a $0.2 M_{\odot}$ extremely low-mass white dwarf (EW) in a wide orbit ($P_{\text{orb}} \approx 450$ days) with a $1.1 M_{\odot}$ main-sequence companion KIC 8145411, challenges our current understanding of how EWs form. The traditional channel for EW formation, via mass transfer from the EW's progenitor, is expected to form EW binaries in tight orbits. Indeed, the majority of known EWs are found in tight binaries with a median $P_{\text{orb}} \approx 5.4$ hr. Using numerical scattering experiments, we find that binary-binary strong encounters in star clusters can sufficiently widen the orbit of a typical EW binary, to explain the observed wide orbit of the KIC 8145411 system. The P_{orb} distribution for EW binaries produced through binary-binary encounters is bimodal: one mode corresponds to the initial orbital period of the EW binary, while the other is near $P_{\text{orb}} \sim \text{few } 10^2$ days, similar to the orbital period of the KIC 8145411 system. We find that the production of wide EW binaries that are also ejected from the cluster peaks at a star cluster mass of $\sim 10^5 M_{\odot}$ with a rate of $\sim 10^{-3} \text{ Gyr}^{-1}$. Assuming that 50% of all stars form in star clusters and an initial cluster mass function $\propto m^{-2}$, we estimate a galactic formation rate of $\sim 4.16 \times 10^3 \text{ Gyr}^{-1}$ for wide EW binaries.

1. INTRODUCTION

The discovery of an extremely low-mass ($0.2 M_{\odot}$) white dwarf (EW) in an unusually wide orbit (≈ 1.27 au) around a main-sequence (MS) star, KIC 8145411 (Masuda et al. 2019), challenges traditional formation theories for EWs. While many EWs have already been observed (e.g., Kosakowski et al. 2020; Mata Sánchez et al. 2020; Brown et al. 2022) with masses similar to or even lower than that of the EW in the KIC 8145411 system, its orbital period ($P_{\text{orb}} \approx 450$ days) is more than three orders of magnitude longer than the typical value of that for observed EW binaries (median $P_{\text{orb}} \approx 5.4$ hr; Brown et al. 2016), making it a very interesting object.

While it may be possible for some metal-rich ($[\text{Fe}/\text{H}] \gtrsim 0.4$) isolated single stars to form low-mass ($\sim 0.45 M_{\odot}$) white dwarfs (WDs) in isolation, due to severe mass loss through stellar winds, which may limit core growth below the He-burning limit (Kilic et al. 2007c), the EWs with mass $\lesssim 0.2 M_{\odot}$ are expected to form only in tight binaries. This is because the universe is not old enough for an isolated star that would leave such a low-mass remnant to evolve to a WD. The most accepted channel for EW formation is that a close com-

panion strips off the outer envelope of the EW progenitor while the latter is on the red-giant branch (RGB), dramatically limiting core growth. As a result, the unusually low-mass core cannot ignite helium as it approaches the asymptotic giant branch (e.g., Marsh et al. 1995; Sun & Arras 2018; Li et al. 2019). While the details of the mass-transfer process can be complex, depending on which binaries go through stable mass transfer (SMT) versus common-envelope (CE) evolution (e.g., Sun & Arras 2018; Li et al. 2019), it is generally accepted that the formation of an EW involves mass loss from the envelope of the progenitor star via Roche-lobe overflow (RLOF) in a tight binary. Most recently, using the location on *Gaia*'s color-magnitude diagram and short-period (< 6 hr) ellipsoidal variability in the ZTF light curves, El-Badry et al. (2021) identified binaries that are on the verge of ceasing or have recently ceased mass transfer. These systems are thought to bridge the gap between cataclysmic variables and EWs, and the donors in these systems are thought to be potential progenitors of EWs.

Theoretical studies have shown that if the origin of EWs is indeed SMT via RLOF, then the mass of the EW (M_{EW}) is expected to be related to the P_{orb} of the EW binary (e.g., Rappaport et al. 1995; Tauris & Savonije 1999; Lin et al. 2011; Istrate et al. 2014; Istrate et al. 2016). According to this channel, the progenitor of the EW, initially the primary of the binary, first overflows

ambreesh.khurana@tifr.res.in

souravchatterjee.tifr@gmail.com

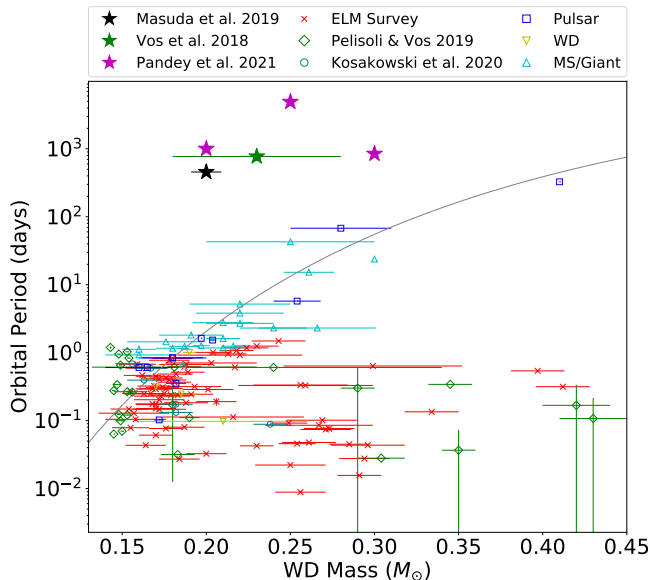


Figure 1. WD mass vs. orbital periods for EW binaries and potential progenitors compiled from various observational works. The gray curve shows the SMT boundary of Lin et al. (2011). Any binary significantly above this curve cannot be explained by the traditional mass-transfer channel for EW production. The black star marks the KIC 8145411 system (Masuda et al. 2019). The green and magenta stars mark the other interesting candidates in wide orbits (Vos et al. 2018; Pandey et al. 2021). The red crosses and teal circles denote the ELM survey (Brown et al. 2020; Brown et al. 2022) and the ELM survey south (Kosakowski et al. 2020), respectively. The candidates compiled by Pelisoli & Vos (2019) are shown by the green diamonds. Finally, the blue squares, yellow inverted triangles, and cyan upright triangles represent other EW candidate binaries with pulsar, WD, and MS/giant companions, respectively.

its Roche lobe during its ascent to the RGB or near the end of the MS. This leads to a phase of SMT severe enough to turn the donor into the secondary. The mass transfer stops when the donor, now the secondary, becomes smaller than its Roche lobe, due to expansion of the orbit, thus freezing the P_{orb} (Refsdal & Weigert 1971). As a result, the final P_{orb} is a function of the radius of the giant at the end of the mass-transfer phase. On the other hand, the radius of a giant with a well-developed core depends largely on its core mass (e.g., Refsdal & Weigert 1971; Rappaport et al. 1995). Consequently, the final P_{orb} becomes dependent on the core mass. This dependence translates to a relation between P_{orb} and M_{EW} since the progenitor’s core eventually evolves to become the EW. Instead of SMT, if RLOF leads to CE evolution, then the resulting P_{orb} is much smaller compared to the limit expected from SMT (e.g., Li et al. 2019).

In Figure 1, we present an updated version of the Figure 5 from Masuda et al. (2019), showing the WD mass and P_{orb} for observed EW binaries and possible progenitors (pre-EW binaries) collected primarily from the latest Extremely Low-Mass (ELM) survey (Brown et al. 2020; Brown et al. 2022), the ELM survey south (Kosakowski et al. 2020), and a table compiled by Pelisoli & Vos (2019), in addition to several other individual detections (van Kerkwijk et al. 1996; D’Amico et al. 2002; Jacoby et al. 2005; Splaver et al. 2005; Bassa et al. 2006; Kilic et al. 2007a,b; Verbiest et al. 2008; Vennes et al. 2009, 2011; Van Kerkwijk et al. 2010; Antoniadis et al. 2012; Breton et al. 2012; Corongiu et al. 2012; Pietrzyński et al. 2012; Antoniadis et al. 2013; Maxted et al. 2013; Ransom et al. 2014; Tauris & Van Den Heuvel 2014; Faigler et al. 2015; Rappaport et al. 2015; Guo et al. 2017; Lee et al. 2017; Zhang et al. 2017; Brogaard et al. 2018; Lee & Park 2018; Vos et al. 2018; Jadhav et al. 2019; Ratzloff et al. 2019; Mata Sánchez et al. 2020; Wang et al. 2020; Pandey et al. 2021) using spectroscopic studies, pulsar timing, and photometric variability. The companions of EWs in the ELM survey are expected to be primarily CO WDs with perhaps some neutron stars (Andrews et al. 2014; Boffin 2015). The gray curve indicates the boundary expected from SMT (Lin et al. 2011). Clearly, most observed EW binaries have P_{orb} near the boundary or well below it.

In contrast, the KIC 8145411 system, denoted by the black star, has a P_{orb} that places it significantly above the boundary expected from the mass-transfer channel of formation. The relevant observed properties of the KIC 8145411 system are summarized in Table 1. In addition to having an orders-of-magnitude larger P_{orb} than expected, the KIC 8145411 system also has an MS star as a companion. A few other interesting systems with large P_{orb} have been discovered; these include a pre-EW in a binary with $P_{\text{orb}} \approx 771$ days (denoted by the green star; Vos et al. 2018) and three candidate EWs with blue straggler companions identified in the star cluster M67 (denoted by the magenta stars; Pandey et al. 2021).

In this paper, we investigate the possible formation channels of EW binaries in wide orbits with similar properties to the KIC 8145411 system, without invoking any novel binary stellar evolution mechanism. First, we investigate whether normal binary stellar evolution can produce such a system (section 2). We then investigate whether binary-mediated strong encounters, expected to happen frequently in the cores of dense star clusters, can dynamically alter typical short-period EW binaries (Brown et al. 2016) to produce the observed KIC 8145411 system. In section 3, we investigate the energetics of the problem and show that, at the simplest level,

Table 1. Observed properties of the KIC 8145411 system (Last Column of Table 2, Masuda et al. 2019)

Property	Value
Mass of the MS star, $M_{\text{MS}} (M_{\odot})$	$1.132^{+0.078}_{-0.078}$
Mass of the EW, $M_{\text{EW}} (M_{\odot})$	$0.200^{+0.009}_{-0.009}$
Orbital period, P (days)	$455.826^{+0.009}_{-0.011}$
Semi-major axis, SMA (au)	$1.276^{+0.027}_{-0.028}$
Eccentricity, e	$0.143^{+0.015}_{-0.012}$
Metallicity of the MS star, $[\text{Fe}/\text{H}]$	$0.39^{+0.09}_{-0.09}$

binary-binary interactions are required for the production of EW binaries in wide orbits similar to the KIC 8145411 system. We describe the setup of our numerical simulations in section 4 and present the key results in section 5. We summarize and discuss in section 6.

2. BINARY STELLAR EVOLUTION

In order to verify whether EW–MS binaries similar to the KIC 8145411 system can form at all via isolated binary star evolution, we use the population synthesis code, COSMIC (Breivik et al. 2020), to evolve 10^6 zero-age MS binaries up to 14 Gyr. We draw the initial orbital periods from a distribution flat in $\log P_{\text{orb}}$ (Abt 1983). We assume that the initial eccentricities are thermal (Jeans 1919). The KIC 8145411 system is observed to have high metallicity, $Z \approx 0.05$ (Table 1). Hence, we assign the highest supported metallicity in COSMIC, $Z = 0.03$, for all binaries we simulate. In Figure 2, we show the P_{orb} and WD mass for all EW–MS binaries formed at any time within 14 Gyr in our simulations. As expected, all EW–MS binaries go through a phase of RLOF. The red-yellow and blue-green points represent binaries that have gone through CE and SMT, respectively. The color scale denotes the MS companion’s mass. The black star denotes the KIC 8145411 system, which is at least an order of magnitude wider than any binary with a similar WD mass. This bolsters the understanding that although the mass transfer in a binary can produce EW binaries, the P_{orb} of the KIC 8145411 system is too long compared to what is expected. In what follows, we consider the possibility of dynamically changing the orbital properties of a typical EW binary, which could form through binary stellar evolution, to those observed in the KIC 8145411 system.

3. ANALYTIC CONSIDERATIONS FOR BINARY-MEDIATED INTERACTIONS

Throughout the paper, we consider a fiducial EW binary to have the following properties. We use the

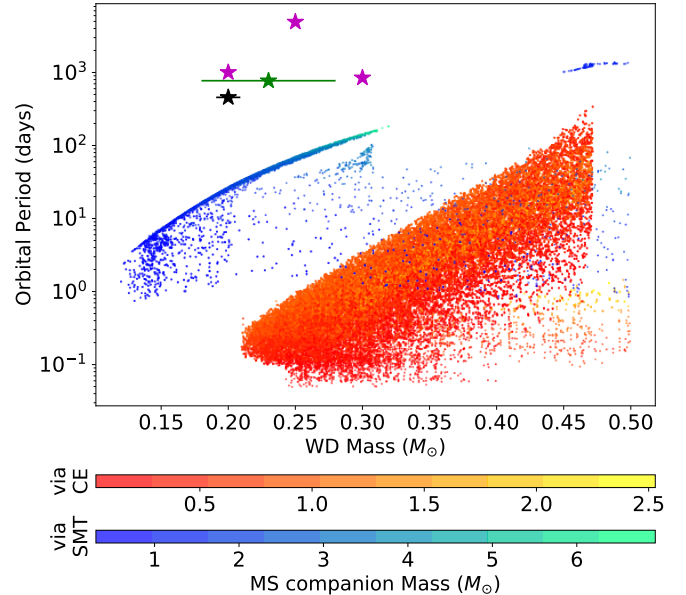


Figure 2. The orbital period and the WD mass for all the EW–MS binaries existing during the 14 Gyr evolution of a realistic cluster’s binary population, evolved using COSMIC. The red-yellow points represent the binaries that have gone through a CE evolution during RLOF (via CE), while the blue-green points represent the ones that only go through SMT (via SMT). The colors along with the color bars denote the masses of their MS companions in M_{\odot} . The black star denotes the location of the KIC 8145411 system, which is at least an order of magnitude wider than any binary in the WD mass range of $0.15\text{--}0.25M_{\odot}$. The other interesting wide binaries from Figure 1 are also reproduced here. Clearly, the best possible population synthesis of isolated binaries cannot reproduce the properties of the KIC 8145411 system.

observed mass of the EW in the KIC 8145411 system ($M_{\text{EW}}/M_{\odot} = 0.2$). We adopt the mean companion mass ($M_c/M_{\odot} = 0.76$) and the median orbital period ($P_{\text{orb}}/\text{hr} = 5.4$) of the observed EW binaries as the companion mass and the orbital period, respectively (Brown et al. 2016). We further assume that initially this binary is circular and the companion is a regular CO WD (since this is thought to be the most common companion type for the observed EW binaries; Andrews et al. 2014; Boffin 2015).

First, we consider binary-single scattering, the simplest binary-mediated interaction, where the fiducial EW binary is perturbed by a single MS star of mass $\sim 1.1M_{\odot}$, similar to the one in the KIC 8145411 system. The two most relevant quantities determining the outcomes of such interactions are the critical velocity (v_c)—defined as the value of the relative velocity at infinity between the binary’s center of mass and the single star, v_{∞} , such that the total energy of the three-body system is zero in the barycenter frame of the three bod-

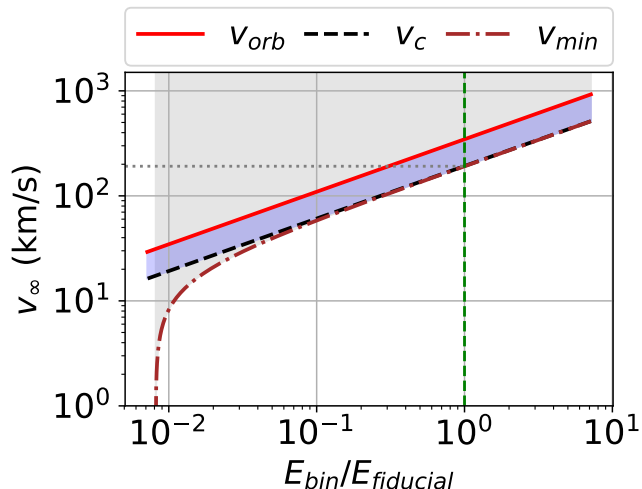


Figure 3. The orbital velocity, v_{orb} , the critical velocity, v_c and the lower limit on v_∞ to fulfill the energy requirement, $v_{\infty, \text{min}}$ are plotted for our chosen binary-single system as a function of the binary energy (normalized to the energy of the fiducial binary). The green vertical dashed line represents the energy of our fiducial binary.

ies (Heggie et al. 1996)—and the orbital speed (v_{orb}). For our fiducial EW binary,

$$\begin{aligned}
 v_c &= \left(\frac{GM_{\text{EW}}M_c}{\mu a} \right)^{0.5} \\
 &= 140.5 \left(\frac{M_s}{1.1M_\odot} \right)^{-0.5} \\
 &\quad \times \left(\frac{M_s}{1.1M_\odot} + 0.87 \right)^{0.5} \text{ km s}^{-1}, \quad (1)
 \end{aligned}$$

and

$$\begin{aligned}
 v_{\text{orb}} &= \left(G \frac{M_{\text{EW}} + M_c}{a} \right)^{0.5} \\
 &= 346 \text{ km s}^{-1} \quad (2)
 \end{aligned}$$

Here, M_{EW} , M_c , and M_s denote the masses of the EW, its companion, and the single-star perturber, respectively. $\mu = M_{\text{bin}}M_s/M_{\text{tot}}$ is the reduced mass of the three-body system, $M_{\text{bin}} = M_{\text{EW}} + M_c$ and $M_{\text{tot}} = M_{\text{bin}} + M_s$. a is the semi-major axis (SMA) of the EW binary and G is the gravitational constant.

The parameter space of interactions can be divided into characteristically different regions using v_c and v_{orb} (Figure 3). The interactions in these different regions result in statistically different outcomes (Fregeau et al. 2006). When $v_\infty < v_c$, the total energy of the system is less than zero. Consequently, most of the strong encounters would be resonant, i.e., all the three stars would form a temporary bound state and will go through

multiple close passages (Heggie & Hut 2003). A bound state like this would statistically result in the eventual ejection of the lightest star, which is the EW in our case. Thus, this region does not provide ideal conditions for the assembly of an EW–MS binary. On the other hand, if $v_\infty > v_{\text{orb}}$, the interaction time scale would be smaller than the orbital period, due to the fast-moving intruder. An “impulsive” strong encounter like this would statistically result in ionization (Fregeau et al. 2006), i.e., all three stars would become singles. Thus, we do not expect this region to be ideal for the production of EW binaries. This leaves a strip of parameter space, $v_c < v_\infty < v_{\text{orb}}$, where the interactions are not energetic enough to ionize, but are too energetic to be dominantly resonant.

In addition to the right kind of exchange outcome, we also need enough energy to widen the dynamically formed EW binary orbit. The lower limit for v_∞ can be estimated by considering that the entire initial energy of the three-body system is transferred to the final EW–MS binary:

$$\begin{aligned}
 v_{\infty, \text{min}} &= \left[GM_{\text{EW}} \frac{M_{\text{tot}}}{M_{\text{bin}}M_s} \left(\frac{M_c}{a_{\text{ini}}} - \frac{M_s}{a_{\text{fin}}} \right) \right]^{0.5} \\
 &\approx 192 \text{ km s}^{-1}, \quad (3)
 \end{aligned}$$

where, a_{ini} and a_{fin} denote the SMA of the initial fiducial EW binary and the final EW–MS binary, respectively. We obtain the numerical value by using $M_s/M_\odot = 1.1$ and $a_{\text{fin}} = 1.27 \text{ au}$, similar to the KIC 8145411 system.

All of the above suggests that in order to convert the fiducial EW binary into an EW–MS binary as wide as the KIC 8145411 system via binary-single encounters, we require $v_\infty > v_{\infty, \text{min}}$ (the gray shaded region in Figure 3) as well as $v_c < v_\infty < v_{\text{orb}}$ (the blue shaded region). Thus, the required v_∞ is clearly about an order of magnitude higher compared to the typical velocity dispersion of star clusters. Thus, while such exchange encounters can be common, especially in stellar clusters where the typical velocity dispersion (\sim a few km s^{-1}) is lower than the v_{orb} of our fiducial EW binary (e.g., Fregeau et al. 2004), it is energetically challenging to create an EW–MS binary with an orbit as wide as the KIC 8145411 system via binary-single exchange encounters.

Another possibility is that the initial binary itself was an EW–MS binary in a tight orbit within the limiting P_{orb} from the requirement of mass transfer, and binary-single flyby (preservation) encounters may have widened it. Even in this case, we can estimate $v_{\infty, \text{min}} \approx 214 \text{ km s}^{-1}$ assuming, in this case, $M_c = 1.1M_\odot$ in Equation 3, with everything else being kept fixed.

While these required values for v_∞ are obtained adopting the fiducial binary properties, it is clear how they would change with the SMA. Both v_{orb} and v_c vary as $a^{-0.5}$ (Equation 1 and Equation 2). For example, instead of adopting the median P_{orb} of the observed EW binaries, if we adopt the maximum $P_{\text{orb}}/\text{days} = 26$ found in our binary stellar evolution simulations (section 2), we would find $v_\infty/\text{km s}^{-1} \gtrsim 35$ (40) to create an EW binary as wide as the KIC 8145411 system via exchange (preservation), much larger than the observed velocity dispersion in typical star clusters.

These analytic considerations indicate that we must consider binary-binary interactions at the least, since in case of a binary perturber, its binding energy provide an additional source of energy. In the rest of this paper, we consider in detail binary-binary encounters between the fiducial EW binary and a double-MS binary. In particular, we examine whether the fiducial EW binary can be converted into a binary similar to the KIC 8145411 system via binary-binary interactions.

4. NUMERICAL SETUP FOR BINARY-BINARY INTERACTIONS

We simulate binary-binary interactions using `Fewbody`, a general purpose small- N dynamics code well suited for scattering experiments (Fregeau et al. 2004; Fregeau 2012). `Fewbody` employs an eighth-order Runge-Kutta Prince-Dormand integration method, adaptive time step, and global pairwise Kustaanheimo-Stiefel (K-S) regularization (Heggie 1974; Mikkola 1985). Throughout the paper, we denote the four objects involved in binary-binary interactions via the indices 0–3. The members are enclosed within “[]” to denote bound systems. The parent members are combined using “:” to denote collisions. For all our simulations, we use sticky sphere collisions. The initial properties of the binaries and the individual stars and their indices are summarized in Table 2. Note that, [2 3] denotes the EW–WD binary that initially has the same properties as the observationally guided properties of the fiducial EW binary described in section 3. The properties of the regular WD are not very important, since they are lost from the system in our intended outcomes.

We choose the members of the MS binary (denoted by [0 1]) to have masses similar to the MS star in the KIC 8145411 system. The initial orbital properties of [0 1] are guided by what is expected in a typical star cluster. For example, we draw the initial SMA from a distribution flat in \log SMA (Abt 1983) between $5 \times (R_0 + R_1)$ (R_i denotes the radius of the i th star) to the hard-soft boundary (a_{hs}), given a velocity dispersion v_σ . We treat

Table 2. Initial properties of the stars and binaries.

Index	Object	Properties		
		Mass	SMA	e
		(M_\odot)	(au)	
0	MS	1.1
1	MS	1.0
2	EW	0.2
3	WD	0.76
[0 1]	MS–MS	2.1	Uniform in $\log(\text{SMA})$	Thermal
[2 3]	EW–WD	0.96	0.007	0

v_σ as a parameter and vary it over a wide range relevant for star clusters. The initial eccentricities are drawn from a thermal distribution ($f(e) = 2e$; Jeans 1919). The [0 1] and [2 3] binaries approach each other along hyperbolic trajectories with velocity at asymptotic infinity, v_∞ drawn from a Maxwellian distribution corresponding to a line-of-sight rms velocity of v_σ , truncated at the escape speed, $v_{\text{esc}} = 2v_\sigma$. For each encounter, we randomize the orientations of the binaries assuming isotropy and randomize the phases in the allowed range.

Note that in our setup, the initial SMA of [2 3], $a_{[2\ 3]}$, is fixed to the fiducial value adopted to be the median of the observed EW binaries, whereas the initial $a_{[0\ 1]}$ is varied in the full allowed range. The former is a reasonable simplification that allows us to somewhat reduce the initial parameter space. We will see later (section 5) that the properties of the final wide EW–MS binaries are determined by $a_{[0\ 1]}$. Moreover, since any interaction resulting in a wide EW–MS binary must have $a_{[0\ 1]} \gg a_{[2\ 3]}$, the interaction cross sections are also determined by $a_{[0\ 1]}$. Thus, none of our main results are expected to depend on the adopted $a_{[2\ 3]}$ within the observed range for EW binaries.

We consider nine values of v_σ between 1 and 40 km s^{-1} . For each v_σ , we perform at least 10^4 binary-binary scattering experiments with impact parameter b between 0 and b_{max} , where b_{max} is the value of the impact parameter such that the distance of closest approach $r_{\text{peri}} = 2 \times (a_{[2\ 3]} + 0.2 \text{ au})$ along the hyperbolic trajectory, with $v_\infty = v_\sigma$ taking into account gravitational focusing. The impact parameter is chosen successively from adjacent larger annular regions, starting with $b = 0$ for successive interactions. We perform one scattering experiment with an impact parameter randomly chosen between b and $b + \delta b$, where $\delta b = b_{\text{max}}/10^4$. Once the interaction is over, we analyze the outcome and add

the annular area within b and $b + \delta b$ to the cross section corresponding to that particular outcome. We repeat this process up to $b = b_{\max}$. This way, the code estimates the cross sections of all the possible outcomes, capturing even their dependence on the impact parameter. We ensure that the final b_{\max} is sufficiently large such that we do not miss any of our intended outcomes, i.e., final binaries [0 2] or [1 2]. We take note of the last impact parameter (b_{last}) where anything other than weak flyby and pathological collision happens and update b_{\max} to $2b_{\text{last}}$ if $2b_{\text{last}} > b_{\max}$.¹ We continue scattering experiments up to the updated b_{\max} using the same δb , thus also increasing the total number of scattering experiments performed. We calculate cross sections for all outcomes except weak flyby and pathological collisions. This technique to calculate cross sections for different outcomes was introduced in Fregeau et al. (2006). Our implementation closely follows that in the code `sigma_binsingle`, a part of `Fewbody`'s numerical toolkit, modified for binary-binary interactions and our specific problem.

For each v_σ , we repeat this exercise 320 times to take into account statistical fluctuations in the cross sections of the different outcomes of interest. This allows us to estimate the statistical error bars on the cross sections for each outcome category. In total, we simulate $\sim 7 \times 10^{11}$ binary-binary scattering experiments. Since our primary goal is to investigate the possible production of wide EW binaries similar to the KIC 8145411 system, we focus on outcomes containing [0 2] or [1 2] binaries. We combine all other outcomes (except weak flyby encounters and pathological collisions between [0 1] binary members) in our cross section calculation. We further categorize the outcomes that resulted in an EW–MS binary ([0-or-1 2]) in three categories:

- Wide binaries: these are EW–MS binaries with an SMA above the SMT boundary of Lin et al. (2011).
- Ejected binaries: these are EW–MS binaries where the recoil kicks from the interaction are sufficient to eject them from the host cluster. We assume that the escape speed $v_{\text{esc}} = 2v_\sigma$.
- Ejected wide binaries: these are EW–MS binaries that satisfy both of the above conditions.

¹ Depending on the choice of the SMA and e , the members of the MS binary [0 1] may collide with each other even without any dynamics. We call these pathological collisions. We identify them as systems where MS stars 0 and 1 collide without any precollision change in the initial SMA of the [0 1] binary.

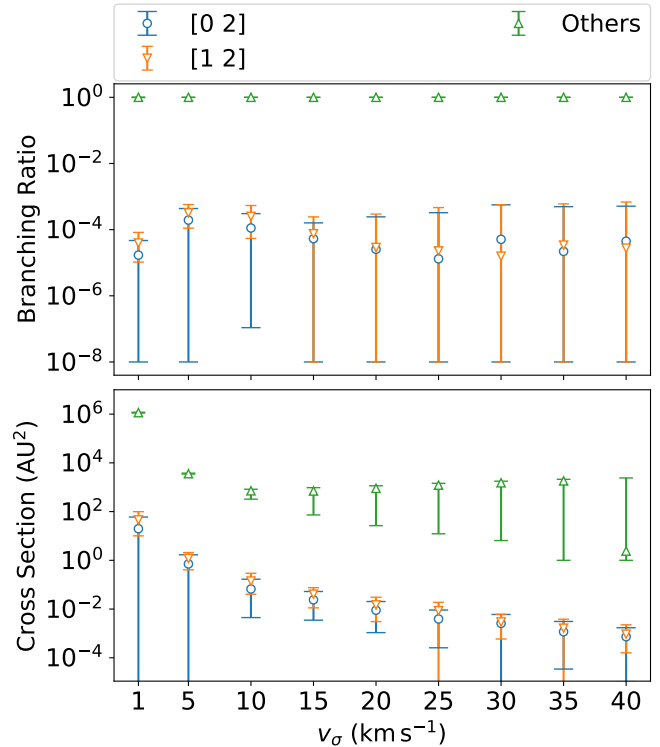


Figure 4. Branching ratios (top) and cross sections (bottom) computed from our simulations. ‘[0 2]’ and ‘[1 2]’ combine every encounter that results in a [0 2] or [1 2] binary, respectively. ‘Others’ combines the encounters that do not form an EW–MS ([0 2] or [1 2]) binary. We calculate the cross sections 320 times for each setup by varying the random seeds for every value of v_σ resulting in a distribution of 320 different values of cross sections and branching ratios. The markers represent the mode of the distribution. The errors denote 1σ around the mode. We find that the cross sections for the ‘Others’ outcome are bimodal for $v_\sigma \gtrsim 15$ km s⁻¹. At $v_\sigma = 40$ km s⁻¹, the mode shifts from the higher peak to the lower peak. This causes a visible shift of the mode, apparently breaking the trend at $v_\sigma = 40$ km s⁻¹. Note that the 1σ ranges are more meaningful here.

5. RESULTS

5.1. A viable formation pathway

In Figure 4, we show the cross sections, σ , and branching ratios for the encounters that result in an EW–MS binary (‘[0 2]’ and ‘[1 2]’), along with the ones that do not (‘others’). The branching ratio for a particular outcome is defined as the ratio of the cross section of that outcome to the sum of the cross sections of all outcomes. We find that the branching ratios for ‘[0 2]’ and ‘[1 2]’ are small ($\lesssim 10^{-3}$) across the range of v_σ . Furthermore, the branching ratios for different outcomes are largely unaffected by v_σ , while the cross sections decrease with increasing v_σ . This is primarily due to the inverse square dependence of v_∞ in the gravitational focusing term. In

other words, a fast-moving intruder would need to approach at a smaller impact parameter in order to have the same r_{peri} to the target as a slower intruder. Moreover, even if two interacting binaries have a fixed r_{peri} , the outcome of the interaction may still depend on v_{∞} due to the dynamics of the encounter. The net result of all these effects is captured in Figure 4.

In Figure 5, we show the orbital properties of all EW–MS binaries formed in our simulations. The different panels show the results for different adopted v_{σ} values. The vertical lines denote the initial SMA of the [2 3] binary (green dashed) and the SMT limit (black dotted; Lin et al. 2011). The blue and red dots denote binaries that would be ejected from and retained in the cluster, based on the v_{recoil} given by the simulations and the expected v_{esc} . The location of the KIC 8145411 system with twice the 1σ errors is marked by the black rectangles. While a large number of EW–MS binaries are formed with SMAs very similar to that of the initial [2 3] binary, a significant fraction (18%) attain SMAs larger than the limiting value for the onset of SMT (Lin et al. 2011). Although for all adopted v_{σ} the wide EW–MS binaries show a combination of ejected and retained systems, there is a clear trend. Lower- v_{σ} models show a relatively higher fraction of wide ejected EW–MS binaries. This is simply because a lower $v_{\sigma} = 0.5v_{\text{esc}}$ makes it easier for the binary to escape the cluster, due to recoil. Interestingly, the ejected and retained systems do not show much difference in the parameter space they populate in the $a - e$ plane. All wide EW–MS binaries show a wide range in eccentricities, including the low observed eccentricity ($e < 0.14$) of the KIC 8145411 system (Table 1). Thus, it is possible to widen a typical EW binary orbit via binary-binary encounters to high SMAs similar to the observed KIC 8145411 system.

5.2. Formation channels

Here, we focus on only the encounters that form EW–MS binaries. First, we categorize these encounters based on their SMA and recoil velocity. In Figure 6, we show the cross sections, σ , and branching ratios for all EW–MS binaries (σ_{all} ; blue circles), those that are in orbits wider than the Lin et al. (2011) boundary (σ_{w} ; purple upright triangles), those that are expected to be ejected from the host cluster (σ_{ej} ; red inverted triangles), and those that are both in wide orbits and are expected to be ejected ($\sigma_{\text{w,ej}}$; green squares), as a function of v_{σ} . We fit a power law of the form, $\sigma = j(v_{\sigma} + k)^{-l}$ to obtain the cross sections for these various outcomes as a function of v_{σ} , where j , k , and l are the fitting parameters. The

best-fit values are given by:

$$\begin{aligned} \frac{\sigma_{\text{all}}}{\text{au}^2} &= 1.92 \times 10^3 \left(\frac{v_{\sigma}}{\text{km s}^{-1}} + 1.33 \right)^{-3.66} \\ \frac{\sigma_{\text{ej}}}{\text{au}^2} &= 9.00 \times 10^{12} \left(\frac{v_{\sigma}}{\text{km s}^{-1}} + 9.96 \right)^{-10.67} \\ \frac{\sigma_{\text{w}}}{\text{au}^2} &= 2.05 \left(\frac{v_{\sigma}}{\text{km s}^{-1}} + 3.85 \right)^{-2.25} \\ \frac{\sigma_{\text{w,ej}}}{\text{au}^2} &= 4.73 \times 10^9 \left(\frac{v_{\sigma}}{\text{km s}^{-1}} + 13.96 \right)^{-9.07}. \end{aligned} \quad (4)$$

In addition, we ensure that the cross section for a subset outcome is never larger than its superset.²

The cross section for the creation of EW–MS binaries decreases as v_{σ} increases, as discussed in subsection 5.1. Moreover, we find that σ_{ej} decreases faster than σ_{w} . This is simply because $v_{\text{esc}} = 2v_{\sigma}$ and as v_{σ} increases, v_{recoil} must proportionally increase for a successful ejection.

In Figure 7, we show the distribution of orbital periods for all (solid) final [0 2] and [1 2] binaries, and those that are ejected (dashed). In addition, we show the subsets of [0 2] and [1 2] binaries created via resonant (green) and nonresonant (red) encounters. Several trends emerge. As already seen in Figure 6, the fraction of ejected systems decreases with increasing v_{σ} . In addition, for all v_{σ} , nonresonant encounters dominate the production of [0 2] and [1 2] binaries. This is expected, since resonant encounters typically push systems closer to energy equipartition. As a result, the least massive member, the EW in our case, is typically ejected. Since our desired binary contains the EW, nonresonant encounters dominate their production.

We find that the distribution for orbital periods is bimodal for all v_{σ} . The narrow and dominant peak is near the [2 3] binary’s initial orbital period (the vertical dashed line), which is also the median orbital period for the known EW binaries (Brown et al. 2016). Most systems around this peak are within the SMT limit (the vertical solid line) given in Lin et al. (2011). We name the binaries in this part of the distribution the “tight” population. The second peak is around $P \sim \text{few } 10^2$ days. The distribution around this peak is quite broad and almost entirely spread over orbital periods above the limit for SMT. We denote this population as the “wide” population. Between the tight and wide populations there is a clear separation. It is interesting that

² Unrestricted power-law fits may erroneously create situations where the subset cross section, as predicted by the fit, is marginally larger than its superset, although the measured cross sections are equal. This of course is an artifact. We eliminate this by invoking $\sigma_{\text{all}} \geq \text{both } \sigma_{\text{ej}} \text{ and } \sigma_{\text{w}}$, and $\sigma_{\text{w,ej}} \leq \text{both } \sigma_{\text{w}} \text{ and } \sigma_{\text{ej}}$ for all v_{σ} .

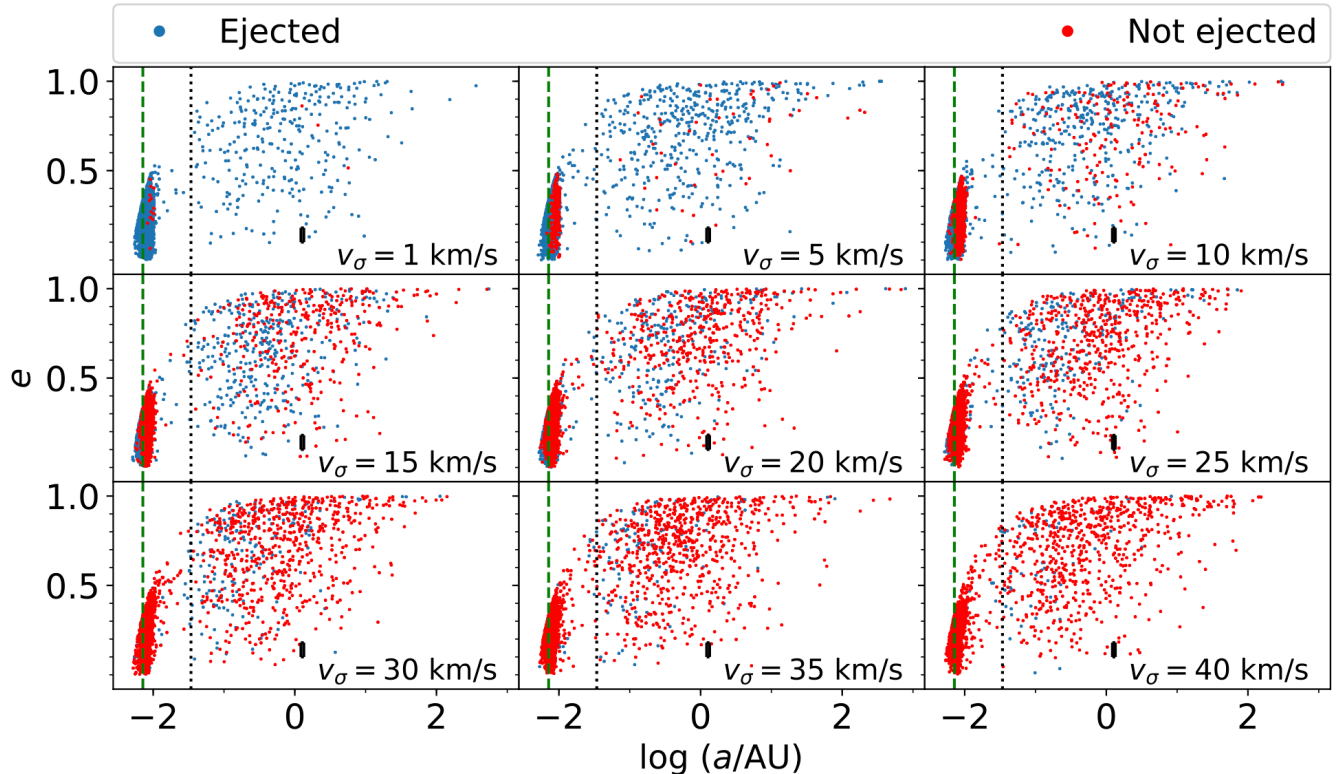


Figure 5. SMA vs eccentricity scatter plots for all the EW–MS binaries, [0 2] and [1 2], that form in our simulations for different velocity dispersions. The black rectangles mark the location of the observed KIC 8145411 system within twice the 1σ error. The green dashed vertical line marks the median SMA for EW binaries from the survey of [Brown et al. \(2016\)](#). This value is also the fixed initial SMA of [2 3] in our simulations. The black dotted vertical line marks the [Lin et al. \(2011\)](#) SMT boundary. The blue dots represent the binaries that receive enough kick during the encounter to get ejected from the host cluster, while the red ones represent those that do not.

the tight population shows orbital periods very similar to the observed typical EW binaries ([Brown et al. 2016](#)), with separations lower than the SMT limit. By contrast, the wide population peaks very near the orbital period of the observed unusually wide EW binary of interest, the KIC 8145411 system (the vertical dotted line; [Masuda et al. 2019](#)). This bimodal P_{orb} distribution can be understood based on the energetics of the binary-binary interactions that create EW–MS binaries. We delve into this in detail later (see [subsection 5.3](#)).

While a different adopted v_σ changes the relative contributions from the ejected and retained systems, the bimodality in orbital periods, the locations of the peaks, and the separation between the tight and wide populations do not significantly depend on v_σ . Nevertheless, note that the tail of the distribution at very high P_{orb} values is unphysical, especially for high- v_σ cases where most of the EW–MS binaries are *not* ejected. In our setup, we only consider one scattering event, and do not consider a further chance of scattering. In reality, inside a real cluster, the wide binaries can interact repeatedly until ejected or broken. As a result, the binaries that

are wider than the hard-soft boundary would be broken or the members would change due to exchange encounters. Hence, we also show the hard-soft boundary in each panel (the vertical dashed-dotted line), which essentially denotes that unless they are ejected from the host cluster, the EW–MS binaries wider than this limit may not be safe.

[Figure 8](#) is very similar to [Figure 7](#), but here we divide the population of [0 2] ([1 2]) binaries depending on the configuration of the other two objects, 1 and 3 (0 and 3). There are three possibilities:

- Exchange-ionization: An exchange creates the EW–MS binary, and the remaining stars are single: $[0\ 1] + [2\ 3] \rightarrow [0\ 2] + 1 + 3$ or $[0\ 1] + [2\ 3] \rightarrow [1\ 2] + 0 + 3$.
- Exchange-collision: An exchange creates the EW–MS binary, and the remaining stars collide with each other: $[0\ 1] + [2\ 3] \rightarrow [0\ 2] + 1 : 3$ or $[0\ 1] + [2\ 3] \rightarrow [1\ 2] + 0 : 3$.

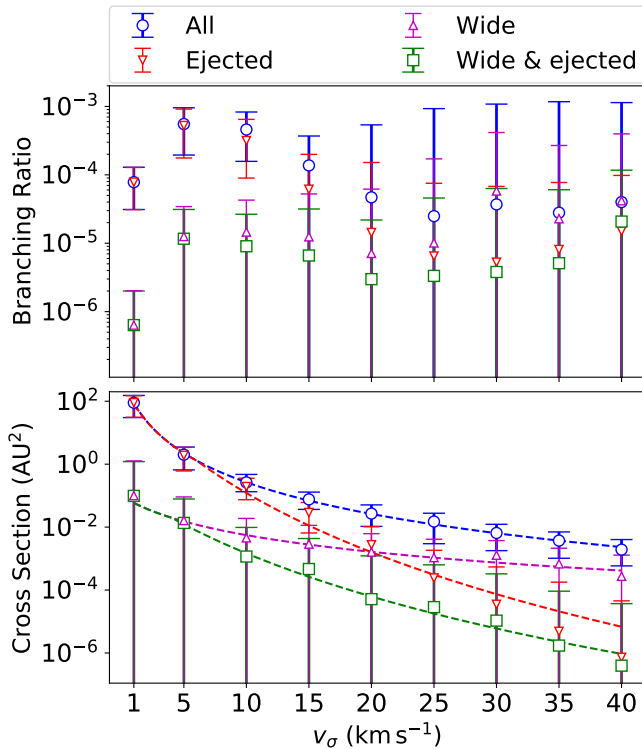


Figure 6. The same as Figure 4, except here we only analyze the successful encounters, i.e., the ones resulting in an EW–MS binary. ‘All’ combines ‘[0 2]’ and ‘[1 2]’ from Figure 4. ‘Wide’ requires that the binary’s SMA is greater than the value obtained by the Lin et al. (2011) expression for a WD of mass $0.2 M_{\odot}$. The idea is to define a population that cannot be formed through the SMT channel. ‘Ejected’ requires the binary formed to receive enough kick from the encounter to get ejected from its host cluster. ‘Wide and ejected’ are encounters satisfying the constraints of both ‘ejected’ and ‘wide.’

- Double exchange: Member swap creates an EW–MS and a WD–MS binary: $[0\ 1] + [2\ 3] \rightarrow [0\ 2] + [1\ 3]$ or $[0\ 1] + [2\ 3] \rightarrow [1\ 2] + [0\ 3]$.

Here, we combine the results from all v_{σ} simulations into a single panel, since we find little difference as a function of v_{σ} . We find that, overall, double exchange is the dominant channel for the formation of EW–MS binaries. While exchange-ionization is the dominant channel in the tight EW–MS population for lower v_{σ} ($\lesssim 25\text{ km s}^{-1}$; not shown in the figure), it does not contribute at all to the wide EW–MS population. The shape of the P_{orb} distribution of EW–MS binaries originating from the exchange-collision channel is very similar to that originating from double exchange (more on this in subsection 5.3).

5.3. Nonresonant double exchange

Combining Figure 7 and Figure 8, we can clearly see that the formation of EW–MS binaries is dominated by nonresonant double-exchange encounters for all the v_{σ} we have considered. The bimodality in the P_{orb} distribution is a direct consequence of the nonresonant double-exchange channel. In Figure 9, we show a schematic diagram of the double-exchange channel. The two interacting binaries in our simulations almost always have significantly disparate SMAs: [2 3] is significantly tighter than [0 1]. Consequently, [2 3] would behave essentially like a single object for most interactions. The binary nature of [2 3] would come into play only when one of the two MS stars in [0 1] comes sufficiently close (\sim SMA of [2 3]) to [2 3]’s center of mass during the interaction. This leaves the remaining MS star of [0 1] far away (\gg SMA of [2 3]) from these three. There are two possibilities in a nonresonant double exchange. The closer MS star could exchange with either 2 or 3 in the [2 3] binary. The exchanged 2 or 3 can subsequently form a binary with the MS star of [0 1] farther away. If the regular WD (star 3) is the one that gets exchanged, it would leave behind an EW–MS binary with orbital period close to that of [2 3]. These are the EW–MS binaries in the tight population. On the other hand, if the EW (star 2) is the one that gets exchanged, it would go on to form a wide EW–MS binary with an SMA close to that of [0 1]. These belong to the wide population. The relative importances of the wide and tight populations are dependent essentially on the mass ratio of the [2 3] binary.

Nonresonant double exchange is essentially a simple swap of the companions with a small amount of energy exchange. We show the pairwise orbital periods of the final binaries formed in all double-exchange encounters leading to either [0 2] (Figure 10) or [1 2] (Figure 11) EW–MS binaries. These figures include outcomes from all v_{σ} simulations. In almost all cases, the two final binaries, in pairs, appear on the two opposite sides of the SMT limit (Lin et al. 2011). The red (green) points denote the orbital periods of the EW–MS (WD–MS) binaries. We find that whether the EW–MS or the WD–MS binary belongs to the wide population does not strongly depend on v_{σ} . The EW–MS binary consisting of the $1.1 M_{\odot}$ MS star ([0 2]) has roughly equal probability of belonging to the wide or the tight population (Figure 10). In contrast, the outcomes where the EW pairs with the $1 M_{\odot}$ MS star ([1 2]) show a somewhat higher preference of belonging to the tight population (73%; Figure 11). This is likely because of the small difference we have imposed on the masses of the two MS stars in our numerical setup. The final tight binary is almost always more bound compared to the initial tight binary

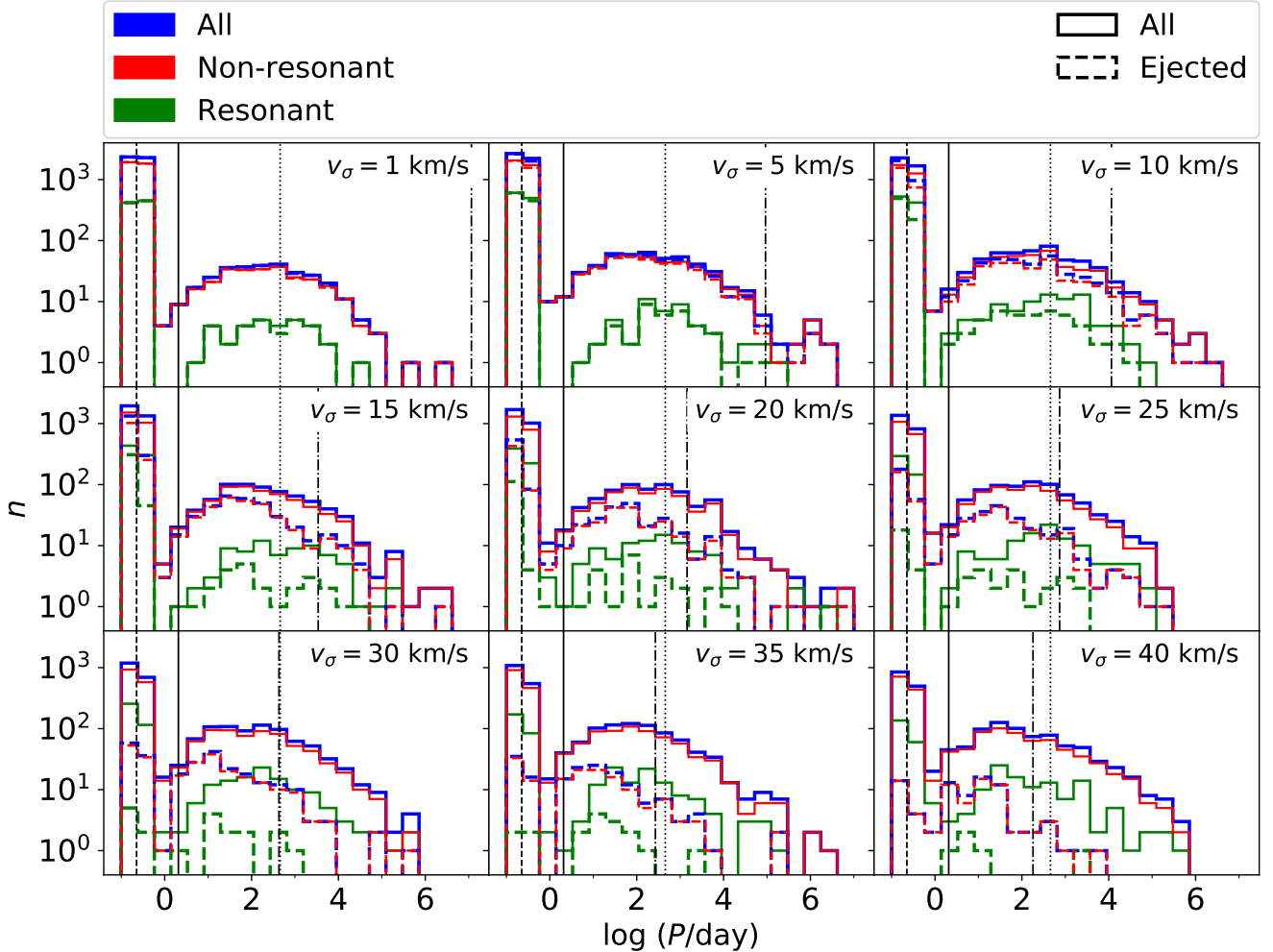


Figure 7. Histograms for the orbital periods (days) of the EW–MS binaries (i.e., [0 2] or [1 2]) formed in our simulations. The different line styles of the histograms categorize the binaries based on their recoil velocity, v_{recoil} . The solid histograms include all the binaries irrespective of the value of v_{recoil} , while the dashed histograms only includes those binaries that receive enough v_{recoil} during the encounter to get ejected from their host cluster. The different colors tell us about the nature of the encounters. The red and green histograms include all the binaries that formed via nonresonant and resonant encounters, respectively, while the blue histograms combine the two. The vertical lines mark the important period scales in our analysis. The dashed line shows the median orbital period from the [Brown et al. \(2016\)](#) survey. This is also the fixed initial orbital period of the EW–WD binary (i.e., [2 3]) in our simulations. The solid line marks the orbital period for a binary containing a $0.2 M_{\odot}$ EW that can be formed via the SMT channel, according to the expression given in [Lin et al. \(2011\)](#). The dotted line shows the observed orbital period of the KIC 8145411 system. Finally, the dashed-dotted line mark the hard-soft boundary for the final EW–MS binary for each panel.

([2 3]), as expected from Heggie’s law ([Heggie 1974](#)). Nevertheless, since a more massive MS star exchanges into the initial EW–WD binary in this scenario, the orbital period of the tight binary typically increases. We find that the orbital period of the final tight binary almost always lies between the initial orbital period of [2 3] and the orbital period of the final binary corresponding to the initial binding energy of [2 3]. As a result, the non-resonant double-exchange formation scenario can easily create a wide EW–MS binary that roughly inherits the orbital energy of the wide initial MS–MS binary ([0 1]),

which can widen further by the hardening of the tight binary.

The relative difference between the widths of the two peaks observed in the P_{orb} distribution of the EW–MS binaries can now be understood by considering the energetics of the dominant double-exchange formation channel. In any dynamical encounter, energy exchange during scattering creates the dispersion around the initial P_{orb} values. The peak for the tight population is narrow, since, in our setup, the initial orbital period of [2 3] is fixed at the median P_{orb} of the observed EW binaries.

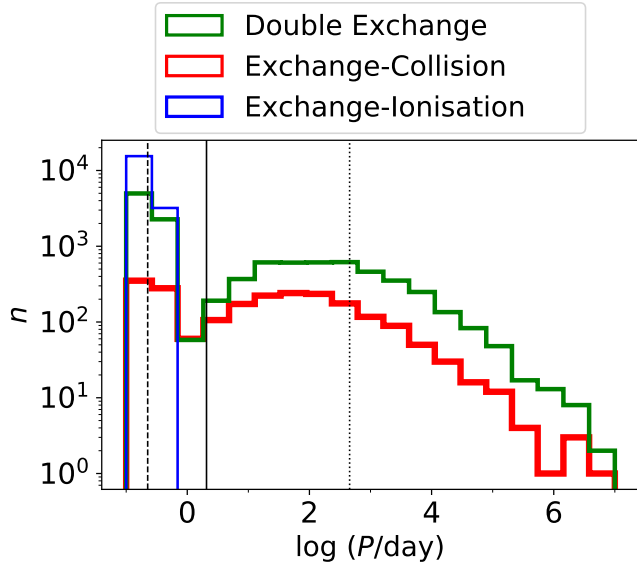


Figure 8. The same as Figure 7, except here we categorize the EW–MS binaries based on the three possible formation channels, depending on the configuration of the remaining two stars taking part in the encounter, i.e., either 0 or 1 and 3 (see the text). ‘Double exchange,’ ‘exchange-collision,’ and ‘exchange-ionisation’ represent the outcomes where the binary [0 3] or [1 3] forms, 3 collides with 0 or 1, and 3 and 0 or 1 are singles, respectively. We also combine the outcomes from all v_σ simulations into a single panel. Overall, double exchange contributes the most to the production of wide EW–MS binaries.

In contrast, the initial orbital period of [0 1] is taken from a wide distribution (section 4; Table 2), and hence the peak for the wide population is much broader.

Exchange-ionization can simply be seen as an extension of the double-exchange process. For exchange-ionization that successfully produces an EW–MS binary, we need the regular WD (star 3) to be exchanged from [2 3] with a sufficiently high recoil speed to escape the system completely as a single star, instead of forming a binary with the remaining MS star. Thus, the EW–MS binary cannot absorb sufficient energy to widen. As a result, the exchange-ionization channel contributes only to the tight population of EW–MS binaries.

The P_{orb} distributions for EW–MS binaries originating from double exchange and exchange-collision are similar, except that exchange-collision outcomes are significantly fewer in number compared to double-exchange outcomes. In the wide population, double-exchange and exchange-collision encounters are also very similar in nature; in the case of exchange-collision, the final tight binary simply has a pericenter distance sufficiently small for a collision. On the other hand, the EW–MS binaries created via exchange-collision in the tight population

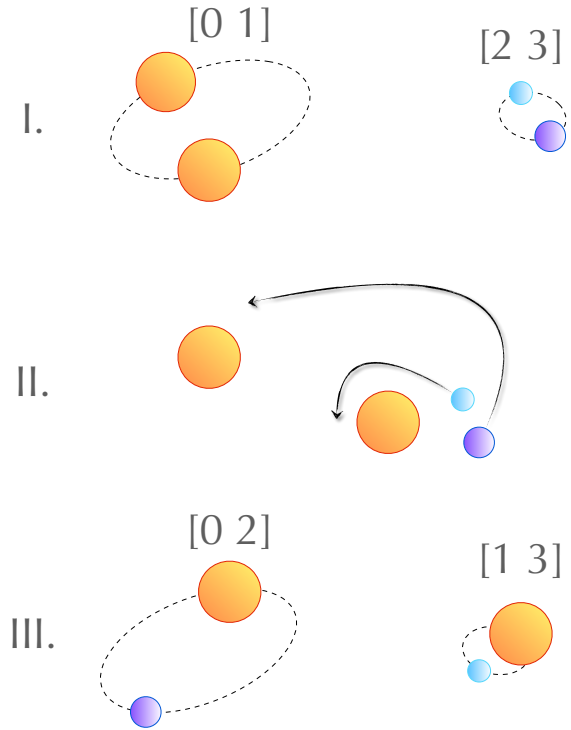


Figure 9. A cartoon depiction of the process of nonresonant double exchange. MS stars are shown as big orange circles, canonical mass WDs as small sky blue circles, and EWs as medium purple circles. *Part I:* the initial configuration of [0 1] and [2 3]. *Part II:* when one of the MS stars gets close enough to [2 3], it exchanges with one of its members, which, in turn, goes into a wider binary with the remaining MS star. Here, the EW is the one that forms the wider binary, [0 2]. *Part III:* the resulting configuration of a wide [0 2] with a tight [1 3].

come from the cases where the wide binary itself has a high eccentricity and small SMA (see, e.g., Figure 5). The exchange-collision channel contributes primarily to the wide population.

5.4. Rate of formation

The formation rate, R_i , of EW–MS binaries from a particular binary-mediated channel i per typical tight EW binary inside a star cluster can be written as:

$$R_i = n_{\text{bin}} \sigma_i \bar{v}, \quad (5)$$

where n_{bin} is the number density of the double-MS binaries inside the cluster, σ_i is the cross section of the category i , and \bar{v} is the mean relative velocity between the two interacting binaries. Using $M_{\text{cl}} \sim 2R_{\text{cl}}v^2/G$ for virialized clusters (M_{cl} , R_{cl} , and v denote the mass, size, and rms speed of the cluster, respectively; e.g., Wang et al. 2020), an average stellar mass for the cluster as

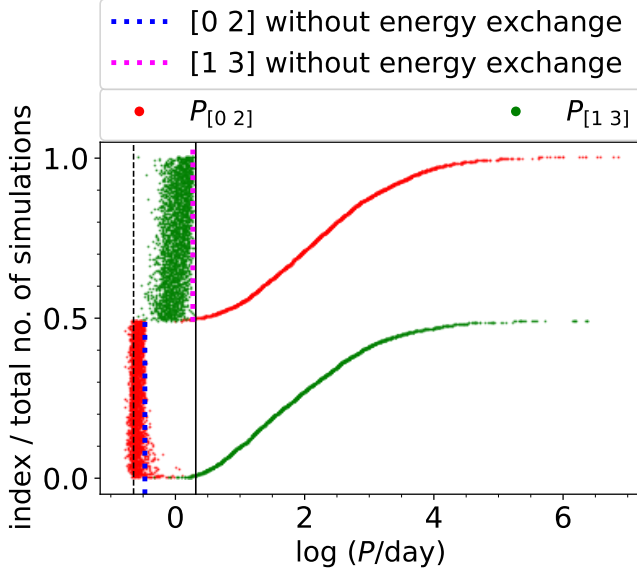


Figure 10. The orbital periods of the [0 2] and [1 3] binaries formed in our simulations, over all values of v_σ . We only include the encounters that resulted in this particular binary-binary outcome of [0 2] [1 3]. A pair of binaries that formed in a particular encounter are plotted with the same y -coordinate, while the x -coordinate shows their orbital period. The red (green) markers represent the EW–MS binary, [0 2]’s orbital period (the WD–MS binary, [1 3]’s orbital period). The encounters that result in a tighter EW–MS binary compared to the WD–MS binary are grouped together and come first along the y -axis, followed by the encounters in which the EW–MS binary is wider. Furthermore, among these two groups, the y -coordinate is sorted according to the wide binary’s orbital period. This figure confirms the double-exchange scenario, as a tight binary almost always forms with an accompanying wide binary. We also mark the value of the orbital period for the tighter binary if it exactly inherits [2 3]’s initial energy. The dotted blue line marks this value for a tight [0 2], while the magenta line is for a tight [1 3]. As these binaries’ orbital periods are generally shorter than the respective zero energy exchange mark, it shows that the exchanged member from [2 3] takes away more energy than what is brought in by the MS star. The black dashed and solid lines are the same as in Figure 7.

\bar{m} , and replacing R_{cl} in favor of M_{cl} , we can estimate the stellar number density as

$$n \sim \frac{M_{\text{cl}}}{\bar{m}} \frac{3}{4\pi R_{\text{cl}}^3} \sim \frac{6v^6}{\pi\bar{m}G^3 M_{\text{cl}}^2}. \quad (6)$$

The number density for double-MS binaries is then simply

$$n_{\text{bin}} = f_b n \sim \frac{6v^6 f_b}{\pi\bar{m}G^3 M_{\text{cl}}^2}, \quad (7)$$

where f_b is the binary fraction.

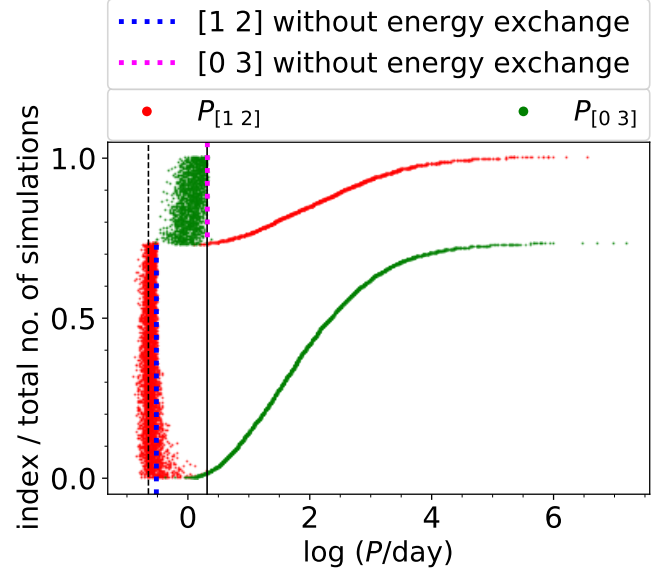


Figure 11. The same as Figure 10, except the encounters included here are the ones that resulted in a binary-binary configuration of [0 3] [1 2].

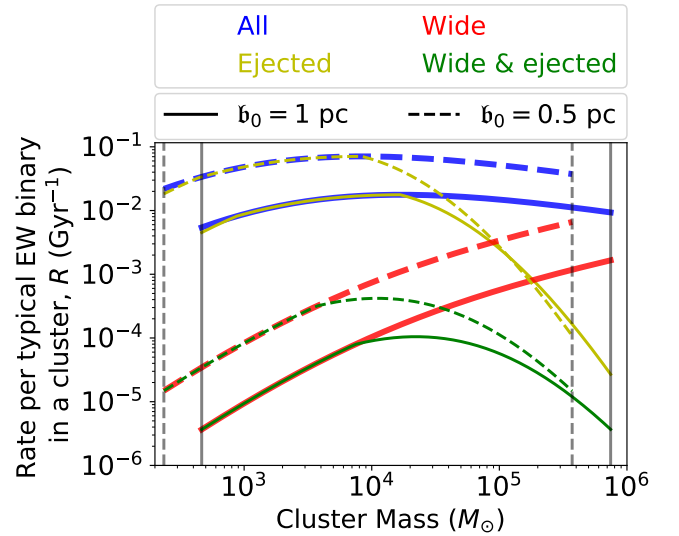


Figure 12. The formation rate, R of EW–MS binaries per typical EW–WD binary in a cluster as a function of cluster mass, M_{cl} . The blue color represents all EW–MS binaries, yellow represents only the ones that are ejected from the host cluster, red represents the ones in wide orbits, and green represents those that are wide as well as ejected. The vertical lines represent the cluster masses corresponding to velocity dispersions, v_σ , of 1 and 40 km s^{-1} . This is the range in which we carried out our simulations. Furthermore, we assume star clusters to be Plummer spheres in order to estimate the velocity dispersion, v_σ as a function of cluster mass, M_{cl} , for plotting this figure. The solid (dashed) colored lines show the rates for the Plummer scale length $b_0/\text{pc} = 1$ (0.5), while the vertical lines denote the corresponding simulated range.

Further, setting $\bar{v} \approx v \approx \sqrt{3} v_\sigma$, the rate, R_i , can be written as

$$R_i \sim \frac{162\sqrt{3}v_\sigma^7\sigma_i f_b}{\pi\bar{m}G^3M_{\text{cl}}^2}. \quad (8)$$

Combining Equation 8 and Equation 4, we can estimate the rate of formation per typical tight-orbit EW-WD binary in any cluster with a given f_b , M_{cl} , and v_σ . For example, the rate of formation of wide EW-MS binaries per typical tight EW-WD binary is

$$\begin{aligned} R_w \sim & 1.56 \times 10^{-4} \left(\frac{\bar{m}}{M_\odot}\right)^{-1} \left(\frac{M_{\text{cl}}}{10^5 M_\odot}\right)^{-2} \left(\frac{f_b}{0.5}\right) \\ & \times \left(\frac{v_\sigma}{10 \text{ km s}^{-1}}\right)^7 \\ & \times \left(\frac{v_\sigma}{10 \text{ km s}^{-1}} + 0.385\right)^{-2.25} \text{ Gyr}^{-1}. \end{aligned} \quad (9)$$

It is instructive to connect the formation rate, R to the host cluster mass, M_{cl} . In a real star cluster, v_σ is related to M_{cl} , but for a cluster of a given M_{cl} , since the concentration can vary, so can v_σ . Nevertheless, in the spirit of this paper, we will make some broad assumptions to estimate an approximate dependence of the rate R on M_{cl} . For simplicity, we treat the clusters as Plummer spheres. In a Plummer sphere, v_σ is related to M_{cl} via the scale length b_0 :

$$v_\sigma = \sqrt{\frac{GM_{\text{cl}}}{2b_0}}. \quad (10)$$

We also need to adopt f_b which can be dependent on M_{cl} . Observational evidence suggests that f_b is not constant for clusters of all masses. The lower end of the cluster masses, i.e., $M_{\text{cl}}/M_\odot \lesssim 10^3 - 10^4$ corresponds to open clusters with typical values of $f_b \sim 0.5$ (e.g., Jadhav et al. 2021), while on the other extreme, i.e., for $M_{\text{cl}}/M_\odot \gtrsim 10^5$, we have old GCs with a typical $f_b \sim 0.05$ (e.g., Milone et al. 2012). The progenitors of these GCs could possibly have had a higher f_b (e.g., Leigh et al. 2015). For simplicity, we assume the binary fraction to be M_{cl} -independent and equal to 0.5.

Finally, we assume $\bar{m} \sim 1 M_\odot$. In Figure 12, we show the per-target rate of formation R as a function of the cluster mass for all dynamically produced EW-MS binaries (blue), those that are in wide orbits (red), those that are ejected from the host cluster (yellow), and those that are ejected and have wide orbits (green). For a fixed f_b , while the per-target formation rate for wide EW-MS binaries keeps increasing with cluster mass up to about $M_{\text{cl}}/M_\odot \sim 10^6$, the rate of production of the wide EW-MS binaries that are also ejected from the cluster due to recoil shows a peak near $M_{\text{cl}}/M_\odot \sim 10^4$. This is because the escape speed of star clusters increases with

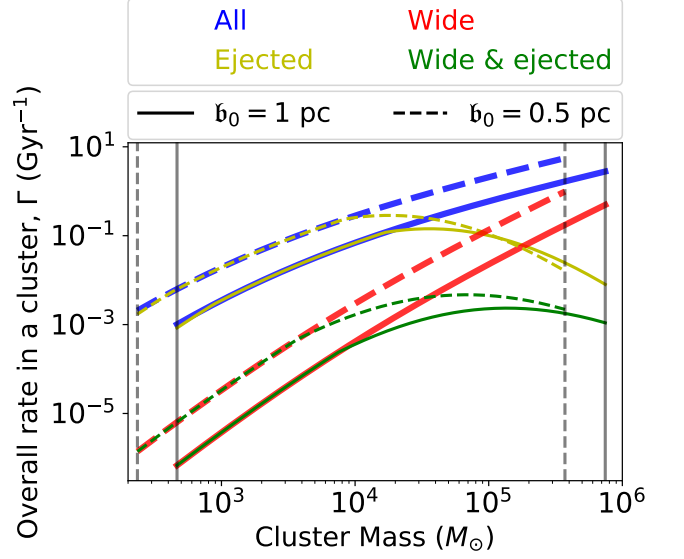


Figure 13. The same as Figure 12, except showing the overall formation rate, Γ , of EW-MS binaries in a cluster.

increasing mass, and thus ejection via a single dynamical encounter becomes less likely.

The overall rate of formation for EW-MS binaries, Γ in a star cluster of mass M_{cl} , can be estimated as

$$\Gamma_i = R_i N_{\text{EW}}, \quad (11)$$

where N_{EW} is the total expected number of typical tight EW binaries present inside the cluster formed via mass transfer in isolated binary stellar evolution. We estimate N_{EW} from binary population synthesis using COSMIC (Breivik et al. 2020). We use the same zero-age distributions of binary properties as described in section 2, and identify double-WD binaries with at least one EW with $M_{\text{EW}}/M_\odot \leq 0.4$ created within an age of 14 Gyr. We find that this type of binary continues to form throughout the 14 Gyr of simulation. As there is no restriction on the epoch of the binary-binary encounter that created the EW-MS binary, we count the average number of EW-WD binaries existing in the cluster between the ages of 0 – 14 Gyr. This gives us the average number of EW-WD binaries per simulated binary mass, $n_{\text{EW}} \approx 8 \times 10^{-4} M_\odot^{-1}$. The total number of EW binaries expected to exist at a particular epoch in a star cluster of mass M_{cl} and binary fraction f_b is then simply

$$N_{\text{EW}} = n_{\text{EW}} f_b M_{\text{cl}}. \quad (12)$$

Using Equation 11 and Equation 12, we find the total rate of formation of EW-MS binaries:

$$\Gamma_i \sim \frac{162\sqrt{3}v_\sigma^7\sigma_i f_b^2 n_{\text{EW}}}{\pi\bar{m}G^3M_{\text{cl}}}. \quad (13)$$

We can now use $\sigma_i(v_\sigma)$, estimated using our scattering experiments (Equation 4) and Equation 13 to estimate the total formation rate of EW–MS binaries in a cluster of a given mass. For example, the formation rate of all EW–MS binaries is

$$\begin{aligned} \Gamma_{\text{all}} &\sim 2.27 \times 10^{-1} \left(\frac{\bar{m}}{M_\odot}\right)^{-1} \left(\frac{M_{\text{cl}}}{10^5 M_\odot}\right)^{-1} \left(\frac{f_b}{0.5}\right)^2 \\ &\times \left(\frac{n_{\text{EW}}}{8 \times 10^{-4} M_\odot^{-1}}\right) \left(\frac{v_\sigma}{10 \text{ km s}^{-1}}\right)^7 \\ &\times \left(\frac{v_\sigma}{10 \text{ km s}^{-1}} + 0.133\right)^{-3.66} \text{ Gyr}^{-1}, \end{aligned} \quad (14)$$

and the same for wide EW–MS binaries is

$$\begin{aligned} \Gamma_{\text{w}} &\sim 6.22 \times 10^{-3} \left(\frac{\bar{m}}{M_\odot}\right)^{-1} \left(\frac{M_{\text{cl}}}{10^5 M_\odot}\right)^{-1} \left(\frac{f_b}{0.5}\right)^2 \\ &\times \left(\frac{n_{\text{EW}}}{8 \times 10^{-4} M_\odot^{-1}}\right) \left(\frac{v_\sigma}{10 \text{ km s}^{-1}}\right)^7 \\ &\times \left(\frac{v_\sigma}{10 \text{ km s}^{-1}} + 0.385\right)^{-2.25} \text{ Gyr}^{-1}. \end{aligned} \quad (15)$$

Figure 13 shows the overall formation rate of EW–MS binaries in a star cluster as a function of M_{cl} . The overall formation rate of EW–MS binaries, Γ_{all} , scales strongly with M_{cl} , simply because a more massive cluster would create a larger number of EW binaries (e.g., Equation 12), which can be modified to create EW–MS binaries. Similar to $R_{\text{w,ej}}$, $\Gamma_{\text{w,ej}}$ shows a peaked distribution, since while a higher M_{cl} increases the number of EWs the cluster can form, it also increases v_{esc} , making ejections after the binary-binary encounter less likely. We find that $\Gamma_{\text{w,ej}}$ peaks at $M_{\text{cl}}/M_\odot \sim 10^5$.

In order to convert the M_{cl} -dependent formation rate to an overall rate of formation in the Milky Way, we assume an M_{cl} -independent f_b , the average fraction of stars that are born in star clusters,³ f_{cl} , a cluster initial mass function given by $dN_{\text{cl}}/dM_{\text{cl}} \propto M_{\text{cl}}^{-2}$ (e.g., Lada & Lada 2003), and the stellar mass estimate of the Milky Way to be $5.4 \times 10^{10} M_\odot$ (McMillan 2017). It is then straightforward to find an approximate yield for the Milky Way from

$$\Gamma_i^{\text{MW}} = \int_{M_{\text{cl},\text{min}}}^{M_{\text{cl},\text{max}}} \Gamma_i dN_{\text{cl}}, \quad (16)$$

where $M_{\text{cl},\text{min}}$ ($M_{\text{cl},\text{max}}$) is the minimum (maximum) cluster mass. The range in v_σ used in our scattering

³ Some of these clusters dissolve and populate the field (e.g., Lada & Lada 2003).

experiments corresponds to a range in mass

$$\begin{aligned} M_{\text{cl},\text{min}} &= \left(\frac{b_\circ}{1 \text{ pc}}\right) 465 M_\odot \\ M_{\text{cl},\text{max}} &= \left(\frac{b_\circ}{1 \text{ pc}}\right) 7.44 \times 10^5 M_\odot \end{aligned} \quad (17)$$

assuming Plummer spheres (Equation 10). Using these assumptions, we find that the overall production rate of wide EW–MS binaries in the Milky Way is

$$\begin{aligned} \Gamma_{\text{w}}^{\text{MW}} &\sim 4.16 \times 10^3 \left(\frac{f_{\text{cl}}}{0.5}\right) \left(\frac{M_{\text{MW}}}{5.4 \times 10^{10} M_\odot}\right) \\ &\times \left(\frac{b_\circ}{1 \text{ pc}}\right)^{-2} \left(\frac{n_{\text{EW}}}{8 \times 10^{-4} M_\odot^{-1}}\right) \\ &\times \left(\frac{f_b}{0.5}\right)^2 \left(\frac{\bar{m}}{1 M_\odot}\right)^{-1} \text{ Gyr}^{-1}. \end{aligned} \quad (18)$$

5.5. Orbital eccentricity

The observed orbital eccentricity of the KIC 8145411 system is low, $e_{\text{obs}} = 0.143^{+0.015}_{-0.012}$ (also see Table 1). On the other hand, dynamically formed systems are expected to have high eccentricities. Figure 14 shows the eccentricity distribution for the EW–MS binaries created in our simulations. We find that while about 32% of EW–MS binaries can have an eccentricity $e \leq e_{\text{obs}}$, only about 2.5% of the simulated wide EW–MS binaries have $e \leq e_{\text{obs}}$. Using BSE (Hurley et al. 2002), we consider the tidal evolution of the EW–MS binaries in wide orbits after dynamical formation, which increases the fraction of wide EW–MS binaries with $e \leq e_{\text{obs}}$ to 10%. Thus, indeed, if the KIC 8145411 system is created via a binary-binary strong encounter, the low observed eccentricity makes it rare. Based on our simulations, we expect that several more wide EW binaries may exist in higher-eccentricity orbits. Interestingly, Pandey et al. (2021) have indeed reported three EW companions to blue straggler stars in wide orbits (the magenta stars in Figure 1) with relatively higher eccentricities ($e \sim 0.475$, 0.317, and 0.342) residing in the open cluster M67. We mark these e values by the blue dashed vertical lines in Figure 14.

Another implication of our study is the possibility of creating tight EW binaries in eccentric orbits (e.g., see Figure 5). This is relevant for a few interesting candidates, including J1631+0605, an EW binary in a ≈ 6 hr orbit with a possible modest eccentricity, $e \leq 0.3$ (Brown et al. 2016); and the so-called eccentric millisecond pulsars (eMSPs), EW–MSP binaries with eccentricities, $e \sim 0.03 - 0.14$ (Octau et al. 2018; Han & Li 2021). The tight population of simulated EW binaries inherit their orbital energy from the initial short-period [2–3] binary and their orbits become eccentric due to scattering.

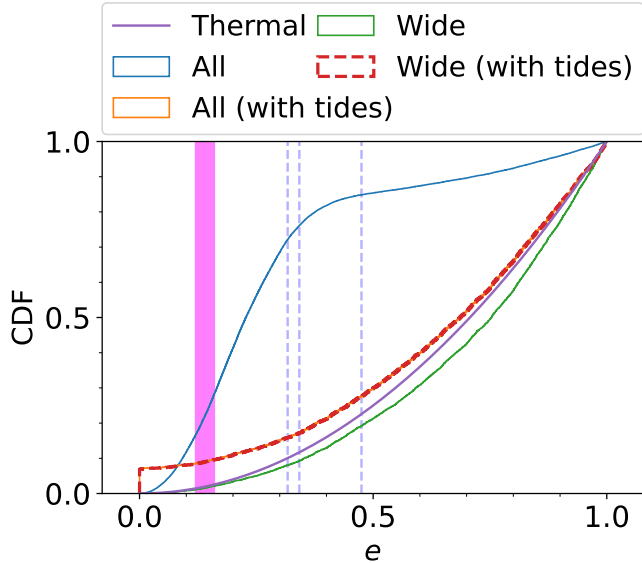


Figure 14. Cumulative distribution of eccentricities for the EW–MS binaries created in our simulations. Blue and green denote all EW–MS binaries and those that are in wide orbits. Orange and the red dashed line denote the expected distribution taking into consideration the tidal evolution for 8 Gyr post the dynamical production of all and wide binaries, respectively. These two distributions are identical, as almost all the binaries in the tight population merge due to tides. The purple shows the thermal distribution for reference. While it is unknown when the KIC 8145411 system may have been created, tidal evolution could not have happened for longer than ~ 8 Gyr since the MS star in the KIC 8145411 system is massive $1.1 M_{\odot}$ (Masuda et al. 2019). The magenta shaded region shows the observed eccentricity within error bars for the KIC 8145411 system (Masuda et al. 2019). The blue vertical dashed lines show the eccentricities of the three WD–BSS binaries from Pandey et al. (2021), which are candidate EW binaries in wide orbits.

Note that in general, the EW can have any companion based on the stellar types that constitute the perturbing binary [0 1]. Furthermore, instead of exchange encounters, preservation encounters also excite eccentricities. Preservation encounters are likely more relevant for eM–SPs, as it would be highly unlikely for an EW to find an MSP in a random encounter, considering their rarity.

The survival timescales of these eccentric and tight EW binaries under tidal evolution will depend on their orbital properties as well as the companion type. For example, the tight binaries in our simulations having an MS companion all merge within ~ 8 Gyr (Figure 14).

6. SUMMARY AND DISCUSSION

The observed EW in a wide orbit with a MS star, KIC 8145411 (Masuda et al. 2019), contradicts the expectation that EWs form via mass transfer in an isolated

binary (e.g., Lin et al. 2011) and should be in a tight orbit. In this paper, we have analyzed the possibility of dynamically assembling KIC 8145411 system-like wide EW binaries inside star clusters. In particular, we test whether an EW in a tight orbit with another WD, with properties similar to the EW binaries predominantly observed, can be converted to an EW binary similar to the KIC 8145411 system via binary-mediated dynamical encounters that are common inside star clusters. We show that, at the least, a binary-binary interaction is required to expand the orbit of the EW binary by the desired amount (Figure 3). Assuming that the typical tight-orbit EW–WD binaries (Brown et al. 2016) naturally form via binary stellar evolution, we simulate millions of binary-binary scattering experiments using the small- N body dynamics code, *Fewbody* (Fregeau et al. 2004; Fregeau 2012), where an EW–WD binary with typical properties is the target binary and another MS–MS binary interacts with it. We carry out these simulations in a variety of star cluster environments, represented by the velocity dispersion, v_{σ} , ranging from 1 to 40 km s^{-1} . We collect EW–MS binaries resulting from exchange encounters and study their properties.

We find that scattering interactions between a typical EW binary and a typical double-MS binary inside the cluster can form EW–MS binaries that are wide enough to resemble the KIC 8145411 system and even wider (Figure 5). We find that the dominant channel for creating wide EW–MS binaries is “nonresonant double exchange” (see Figure 7 and Figure 8). The distribution of orbital periods for the EW–MS binaries created in these interactions is bimodal: one mode corresponds to orbits that are tighter than the limiting orbital period for EW binaries expected to form via isolated binary star evolution, and the other is very near the observed orbital period of the KIC 8145411 system. The bimodal distribution of the orbital periods of EW–MS binaries is a direct consequence of the “double-exchange” process (Figure 9), as the final binaries inherit the energies of the initial binaries to a large extent. The natures of the interactions in the other two formation channels, namely “exchange-collision” and “exchange-ionization,” are very similar to that of double exchange; “exchange-collision” just requires one of the two final binaries to be close enough at periastron to collide, while “exchange-ionization” requires the ejected member from the initially tight binary to have a recoil speed large enough such that it does not form a bound state with the remaining MS star. Consequently, “exchange-collision” also creates a bimodal distribution of orbital periods, while “exchange-ionization” only creates tight binaries.

Although binary-binary strong encounters inside star clusters do create wide EW–MS binaries, the branching ratio for these outcomes is low ($\lesssim 10^{-3}$ throughout the range of v_σ that we have explored; Figure 4). Using our simulated scattering experiments, we estimate the cross sections for creating EW–MS binaries via binary-binary interactions as a function of the velocity dispersion of the host star cluster (Equation 4, Figure 6). Simulating 10^6 binaries using the binary population synthesis code COSMIC (Breivik et al. 2020), we estimate the expected number of typical tight EW binaries that form via standard isolated binary evolution per unit mass in a star cluster. We then proceed to estimate the overall rate of production for EW–MS binaries similar to the KIC 8145411 system in the Milky Way. Assuming fiducial values for the fraction of stars that form in star clusters, $f_{\text{cl}} = 0.5$, $f_b = 0.5$, and an initial cluster mass function $\propto M_{\text{cl}}^{-2}$, we estimate that the Milky Way should form wide EW–MS binaries at a rate of $\sim 4.16 \times 10^3 \text{ Gyr}^{-1}$ (subsection 5.4). Furthermore, we find that star clusters in the mass range $\sim 10^4 - 10^5 M_\odot$ are most effective at forming wide EW–MS binaries that also get ejected from the cluster, due to recoil from the binary-binary encounter that created them.

Note that the Galactic production rate estimated in Equation 18 should be treated as a conservative lower limit because of several restrictions we have imposed. For example, we only count the number of EW–WD binaries in our population synthesis simulation to calculate N_{EW} , the average number of target EW binaries available for binary-binary scattering (Equation 12). In reality, however, other types of EW binaries (e.g., EW–MS, as seen in Figure 2, or even EW–neutron stars) could also take part in these interactions and contribute to the formation of EW binaries in wide orbits. Furthermore, to limit the parameter space, our fiducial target binary has been an EW–WD binary with P_{orb} matching the median of the observed EW–WD binaries (5.4 hr; Brown et al. 2016). In reality, EW binaries can form in wider orbits, with P_{orb} up to a few days via isolated binary evolution (see, e.g., Figure 1 and Figure 2). Considering targets in initially wider orbits would proportionally increase the cross sections and likelihood of exchange. On the other hand, if a broader distribution of initial tight EW–WD binaries (instead of simply using the median) were used, the narrow peak of the tight binaries in the orbital period distribution (Figure 7 and Figure 8) would also widen.

While, binary-binary encounters inside star clusters can naturally produce EW–MS binaries in orbits wider

than the Lin et al. (2011) boundary, starting from typical EW–WD binaries, the EW–MS binaries produced through this channel typically have relatively high eccentricities (Figure 5). Due to the wide orbits, these eccentricities may be damped only in a small fraction of these binaries after formation. We find that up to about 10% of all wide EW–MS binaries produced via binary-binary encounter may have eccentricities similar to the KIC 8145411 system or lower. Thus, if indeed EW binaries in wide orbits do form via dynamical encounters, it is expected that more wide-orbit EW binaries may be there in eccentric orbits (e.g., Pandey et al. 2021).

Since the KIC 8145411 system is observed in the field, throughout the manuscript we have studied production rates for wide EW binaries, as well as a subset of those with recoils expected to eject them from the host cluster. The latter subset should be thought of as the lower limit of production, since, in principle, the widening may happen via multiple encounters instead of a single encounter. Similarly, even if not ejected from the host cluster, the dynamically created wide EW binary may simply be lost from the cluster across the cluster’s tidal radius. Moreover, if created in a low-mass cluster, the host cluster itself may dissolve completely at an epoch.

In this study we have explored a plausible way of forming EW binaries with orbits that are wider than what is theoretically allowed and typically observed, without any need to modify our present understanding of stellar binary interactions. We have found that binary-binary interactions between typical short-period EW–WD and MS–MS binaries can create wide EW binaries with similar properties to the KIC 8145411 system. Furthermore, we find that systems similar to the KIC 8145411 system must be rare.

ACKNOWLEDGMENTS

We thank the anonymous referee for very helpful suggestions and comments. A.K. and C.C. acknowledge support from TIFR’s graduate fellowship. S.C. acknowledges support from the Department of Atomic Energy, Government of India, under project no. 12-R&D-TFR-5.02-0200 and RTI 4002. All simulations were done using the TIFR HPC.

Software: Fewbody (Fregeau et al. 2004, 2006); COSMIC (Breivik et al. 2020); BSE (Hurley et al. 2002); matplotlib (Hunter 2007); numpy (van der Walt et al. 2011); scipy (Jones et al. 2001); pandas (McKinney 2010); seaborn (Waskom 2021)

REFERENCES

- Abt, H. A. 1983, *ARA&A*, 21, 343,
doi: [10.1146/annurev.aa.21.090183.002015](https://doi.org/10.1146/annurev.aa.21.090183.002015)
- Andrews, J. J., Price-Whelan, A. M., & Agüeros, M. A. 2014, *Astrophysical Journal Letters*, 797,
doi: [10.1088/2041-8205/797/2/L32](https://doi.org/10.1088/2041-8205/797/2/L32)
- Antoniadis, J., van Kerkwijk, M. H., Koester, D., et al. 2012, *Monthly Notices of the Royal Astronomical Society*, 423, 3316, doi: [10.1111/j.1365-2966.2012.21124.x](https://doi.org/10.1111/j.1365-2966.2012.21124.x)
- Antoniadis, J., Freire, P. C., Wex, N., et al. 2013, *Science*, 340, 448, doi: [10.1126/science.1233232](https://doi.org/10.1126/science.1233232)
- Bassa, C. G., Van Kerkwijk, M. H., Koester, D., & Verbunt, F. 2006, *Astronomy and Astrophysics*, 456, 295,
doi: [10.1051/0004-6361:20065181](https://doi.org/10.1051/0004-6361:20065181)
- Boffin, H. M. 2015, *Astronomy and Astrophysics*, 575, 2,
doi: [10.1051/0004-6361/201525762](https://doi.org/10.1051/0004-6361/201525762)
- Breivik, K., Coughlin, S., Zevin, M., et al. 2020, *The Astrophysical Journal*, doi: [10.3847/1538-4357/ab9d85](https://doi.org/10.3847/1538-4357/ab9d85)
- Breton, R. P., Rappaport, S. A., Van Kerkwijk, M. H., & Carter, J. A. 2012, *Astrophysical Journal*, 748,
doi: [10.1088/0004-637X/748/2/115](https://doi.org/10.1088/0004-637X/748/2/115)
- Brogaard, K., Christiansen, S. M., Grundahl, F., et al. 2018, *Monthly Notices of the Royal Astronomical Society*, 481, 5062, doi: [10.1093/MNRAS/STY2504](https://doi.org/10.1093/MNRAS/STY2504)
- Brown, W. R., Gianninas, A., Kilic, M., Kenyon, S. J., & Prieto, C. A. 2016, *The Astrophysical Journal*, 818, 155,
doi: [10.3847/0004-637x/818/2/155](https://doi.org/10.3847/0004-637x/818/2/155)
- Brown, W. R., Kilic, M., Kosakowski, A., & Gianninas, A. 2022, *ApJ*, 933, 94, doi: [10.3847/1538-4357/ac72ac](https://doi.org/10.3847/1538-4357/ac72ac)
- Brown, W. R., Kilic, M., Kosakowski, A., et al. 2020, *The Astrophysical Journal*, 889, 49,
doi: [10.3847/1538-4357/ab63cd](https://doi.org/10.3847/1538-4357/ab63cd)
- Corongiu, A., Burgay, M., Possenti, A., et al. 2012, *Astrophysical Journal*, 760,
doi: [10.1088/0004-637X/760/2/100](https://doi.org/10.1088/0004-637X/760/2/100)
- D'Amico, N., Possenti, A., Fici, L., et al. 2002, *ApJL*, 570, L89, doi: [10.1086/341030](https://doi.org/10.1086/341030)
- El-Badry, K., Rix, H. W., Quataert, E., Kupfer, T., & Shen, K. J. 2021, *Monthly Notices of the Royal Astronomical Society*, 508, 4106, doi: [10.1093/mnras/stab2583](https://doi.org/10.1093/mnras/stab2583)
- Faigler, S., Kull, I., Mazeh, T., et al. 2015, *Astrophysical Journal*, 815, 26, doi: [10.1088/0004-637X/815/1/26](https://doi.org/10.1088/0004-637X/815/1/26)
- Fregeau, J. 2012, Fewbody: Numerical toolkit for simulating small-N gravitational dynamics.
<http://ascl.net/1208.011>
- Fregeau, J. M., Chatterjee, S., & Rasio, F. A. 2006, *The Astrophysical Journal*, 640, 1086, doi: [10.1086/500111](https://doi.org/10.1086/500111)
- Fregeau, J. M., Cheung, P., Zwart, S. F., & Rasio, F. A. 2004, *Monthly Notices of the Royal Astronomical Society*, 352, 1, doi: [10.1111/j.1365-2966.2004.07914.x](https://doi.org/10.1111/j.1365-2966.2004.07914.x)
- Guo, Z., Gies, D. R., Matson, R. A., et al. 2017, *The Astrophysical Journal*, 837, 114,
doi: [10.3847/1538-4357/aa61a4](https://doi.org/10.3847/1538-4357/aa61a4)
- Han, Q., & Li, X.-D. 2021, *ApJ*, 909, 161,
doi: [10.3847/1538-4357/abdd21](https://doi.org/10.3847/1538-4357/abdd21)
- Heggie, D., & Hut, P. 2003, *The Gravitational Million-Body Problem: A Multidisciplinary Approach to Star Cluster Dynamics*
- Heggie, D. C. 1974, *Celestial Mechanics*, 10, 217,
doi: [10.1007/BF01227621](https://doi.org/10.1007/BF01227621)
- Heggie, D. C., Hut, P., & McMillan, S. L. W. 1996, *ApJ*, 467, 359, doi: [10.1086/177611](https://doi.org/10.1086/177611)
- Hunter, J. D. 2007, *Computing in Science and Engineering*, 9, 90, doi: [10.1109/MCSE.2007.55](https://doi.org/10.1109/MCSE.2007.55)
- Hurley, J. R., Tout, C. A., & Pols, O. R. 2002, *Monthly Notices of the Royal Astronomical Society*, 329, 897,
doi: [10.1046/j.1365-8711.2002.05038.x](https://doi.org/10.1046/j.1365-8711.2002.05038.x)
- Istrate, A. G., Marchant, P., Tauris, T. M., et al. 2016, *Astronomy and Astrophysics*, 595, 1,
doi: [10.1051/0004-6361/201628874](https://doi.org/10.1051/0004-6361/201628874)
- Istrate, A. G., Tauris, T. M., & Langer, N. 2014, *A&A*, 571, A45, doi: [10.1051/0004-6361/201424680](https://doi.org/10.1051/0004-6361/201424680)
- Jacoby, B. A., Hotan, A., Bailes, M., Ord, S., & Kulkarni, S. R. 2005, *The Astrophysical Journal*, 629, L113,
doi: [10.1086/449311](https://doi.org/10.1086/449311)
- Jadhav, V. V., Roy, K., Joshi, N., & Subramaniam, A. 2021, *The Astronomical Journal*, 162, 264,
doi: [10.3847/1538-3881/ac2571](https://doi.org/10.3847/1538-3881/ac2571)
- Jadhav, V. V., Sindhu, N., & Subramaniam, A. 2019, *The Astrophysical Journal*, 886, 13,
doi: [10.3847/1538-4357/ab4b43](https://doi.org/10.3847/1538-4357/ab4b43)
- Jeans, J. H. 1919, *MNRAS*, 79, 408,
doi: [10.1093/mnras/79.6.408](https://doi.org/10.1093/mnras/79.6.408)
- Jones, E., Oliphant, T., Peterson, P., et al. 2001, *SciPy: Open source scientific tools for Python*.
<http://www.scipy.org/>
- Kilic, M., Allende Prieto, C., Brown, W. R., & Koester, D. 2007a, *The Astrophysical Journal*, 660, 1451,
doi: [10.1086/514327](https://doi.org/10.1086/514327)
- Kilic, M., Brown, W. R., Allende Prieto, C., Pinsonneault, M. H., & Kenyon, S. J. 2007b, *The Astrophysical Journal*, 664, 1088, doi: [10.1086/518735](https://doi.org/10.1086/518735)
- Kilic, M., Stanek, K. Z., & Pinsonneault, M. H. 2007c, *The Astrophysical Journal*, 671, 761, doi: [10.1086/522228](https://doi.org/10.1086/522228)
- Kosakowski, A., Kilic, M., Brown, W. R., & Gianninas, A. 2020, *The Astrophysical Journal*, 894, 53,
doi: [10.3847/1538-4357/ab8300](https://doi.org/10.3847/1538-4357/ab8300)

- Lada, C. J., & Lada, E. A. 2003, *Annual Review of Astronomy and Astrophysics*, 41, 57, doi: [10.1146/annurev.astro.41.011802.094844](https://doi.org/10.1146/annurev.astro.41.011802.094844)
- Lee, J. W., Hong, K., Koo, J.-R., & Park, J.-H. 2017, *The Astronomical Journal*, 155, 5, doi: [10.3847/1538-3881/aa947e](https://doi.org/10.3847/1538-3881/aa947e)
- Lee, J. W., & Park, J. H. 2018, *Monthly Notices of the Royal Astronomical Society*, 480, 4693, doi: [10.1093/MNRAS/STY2153](https://doi.org/10.1093/MNRAS/STY2153)
- Leigh, N. W., Giersz, M., Marks, M., et al. 2015, *Monthly Notices of the Royal Astronomical Society*, 446, 226, doi: [10.1093/mnras/stu2110](https://doi.org/10.1093/mnras/stu2110)
- Li, Z., Chen, X., Chen, H.-L., & Han, Z. 2019, *The Astrophysical Journal*, 871, 148, doi: [10.3847/1538-4357/aaf9a1](https://doi.org/10.3847/1538-4357/aaf9a1)
- Lin, J., Rappaport, S., Podsiadlowski, P., et al. 2011, *Astrophysical Journal*, 732, 2, doi: [10.1088/0004-637X/732/2/70](https://doi.org/10.1088/0004-637X/732/2/70)
- Marsh, T. R., Dhillon, V. S., & Duck, S. R. 1995, *MNRAS*, 275, 828, doi: [10.1093/mnras/275.3.828](https://doi.org/10.1093/mnras/275.3.828)
- Masuda, K., Kawahara, H., Latham, D. W., et al. 2019, *The Astrophysical Journal*, 881, L3, doi: [10.3847/2041-8213/ab321b](https://doi.org/10.3847/2041-8213/ab321b)
- Mata Sánchez, D., Istrate, A. G., van Kerkwijk, M. H., Breton, R. P., & Kaplan, D. L. 2020, *Monthly Notices of the Royal Astronomical Society*, 494, 4031, doi: [10.1093/mnras/staa983](https://doi.org/10.1093/mnras/staa983)
- Maxted, P. F., Serenelli, A. M., Miglio, A., et al. 2013, *Nature*, 498, 463, doi: [10.1038/nature12192](https://doi.org/10.1038/nature12192)
- McKinney, W. 2010, in *Proceedings of the 9th Python in Science Conference*, ed. S. van der Walt & J. Millman, 51 – 56
- McMillan, P. J. 2017, *Monthly Notices of the Royal Astronomical Society*, 465, 76, doi: [10.1093/mnras/stw2759](https://doi.org/10.1093/mnras/stw2759)
- Mikkola, S. 1985, *MNRAS*, 215, 171, doi: [10.1093/mnras/215.2.171](https://doi.org/10.1093/mnras/215.2.171)
- Milone, A. P., Piotto, G., Bedin, L. R., et al. 2012, *A&A*, 540, A16, doi: [10.1051/0004-6361/201016384](https://doi.org/10.1051/0004-6361/201016384)
- Octau, F., Cognard, I., Guillemot, L., et al. 2018, *A&A*, 612, A78, doi: [10.1051/0004-6361/201731928](https://doi.org/10.1051/0004-6361/201731928)
- Pandey, S., Subramaniam, A., & Jadhav, V. V. 2021, *MNRAS*, 507, 2373, doi: [10.1093/mnras/stab2308](https://doi.org/10.1093/mnras/stab2308)
- Pelisoli, I., & Vos, J. 2019, *Monthly Notices of the Royal Astronomical Society*, 488, 2892, doi: [10.1093/mnras/stz1876](https://doi.org/10.1093/mnras/stz1876)
- Pietrzyński, G., Thompson, I. B., Gieren, W., et al. 2012, *Nature*, 484, 75, doi: [10.1038/nature10966](https://doi.org/10.1038/nature10966)
- Ransom, S. M., Stairs, I. H., Archibald, A. M., et al. 2014, *Nature*, 505, 520, doi: [10.1038/nature12917](https://doi.org/10.1038/nature12917)
- Rappaport, S., Nelson, L., Levine, A., et al. 2015, *Astrophysical Journal*, 803, doi: [10.1088/0004-637X/803/2/82](https://doi.org/10.1088/0004-637X/803/2/82)
- Rappaport, S., Podsiadlowski, P., Joss, P. C., Di Stefano, R., & Han, Z. 1995, *MNRAS*, 273, 731, doi: [10.1093/mnras/273.3.731](https://doi.org/10.1093/mnras/273.3.731)
- Ratzloff, J. K., Barlow, B. N., Kupfer, T., et al. 2019, *The Astrophysical Journal*, 883, 51, doi: [10.3847/1538-4357/ab3727](https://doi.org/10.3847/1538-4357/ab3727)
- Refsdal, S., & Weigert, A. 1971, *A&A*, 13, 367
- Splaver, E. M., Nice, D. J., Stairs, I. H., Lommen, A. N., & Backer, D. C. 2005, *The Astrophysical Journal*, 620, 405, doi: [10.1086/426804](https://doi.org/10.1086/426804)
- Sun, M., & Arras, P. 2018, *The Astrophysical Journal*, 858, 14, doi: [10.3847/1538-4357/aab9a4](https://doi.org/10.3847/1538-4357/aab9a4)
- Tauris, T. M., & Savonije, G. J. 1999, *A&A*, 350, 928, doi: [10.48550/arXiv.astro-ph/9909147](https://doi.org/10.48550/arXiv.astro-ph/9909147)
- Tauris, T. M., & Van Den Heuvel, E. P. 2014, *Astrophysical Journal Letters*, 781, 1, doi: [10.1088/2041-8205/781/1/L13](https://doi.org/10.1088/2041-8205/781/1/L13)
- van der Walt, S., Colbert, S. C., & Varoquaux, G. 2011, *Computing in Science and Engineering*, 13, 22, doi: [10.1109/MCSE.2011.37](https://doi.org/10.1109/MCSE.2011.37)
- van Kerkwijk, M. H., Bergeron, P., & Kulkarni, S. R. 1996, *The Astrophysical Journal*, 467, L89, doi: [10.1086/310209](https://doi.org/10.1086/310209)
- Van Kerkwijk, M. H., Rappaport, S. A., Breton, R. P., et al. 2010, *Astrophysical Journal*, 715, 51, doi: [10.1088/0004-637X/715/1/51](https://doi.org/10.1088/0004-637X/715/1/51)
- Vennes, S., Kawka, A., Vaccaro, T. R., & Silvestri, N. M. 2009, *Astronomy and Astrophysics*, 507, 1613, doi: [10.1051/0004-6361/200912955](https://doi.org/10.1051/0004-6361/200912955)
- Vennes, S., Thorstensen, J. R., Kawka, A., et al. 2011, *Astrophysical Journal Letters*, 737, 0, doi: [10.1088/2041-8205/737/1/L16](https://doi.org/10.1088/2041-8205/737/1/L16)
- Verbiest, J. P. W., Bailes, M., van Straten, W., et al. 2008, *The Astrophysical Journal*, 679, 675, doi: [10.1086/529576](https://doi.org/10.1086/529576)
- Vos, J., Zorotovic, M., Vučković, M., Schreiber, M. R., & Østensen, R. 2018, *Monthly Notices of the Royal Astronomical Society: Letters*, 477, L40, doi: [10.1093/mnrasl/sly050](https://doi.org/10.1093/mnrasl/sly050)
- Wang, K., Zhang, X., & Dai, M. 2020, *The Astrophysical Journal*, 888, 49, doi: [10.3847/1538-4357/ab584c](https://doi.org/10.3847/1538-4357/ab584c)
- Wang, Y.-H., Perna, R., & Leigh, N. W. C. 2020, *ApJL*, 891, L14, doi: [10.3847/2041-8213/ab77d0](https://doi.org/10.3847/2041-8213/ab77d0)
- Waskom, M. L. 2021, *Journal of Open Source Software*, 6, 3021, doi: [10.21105/joss.03021](https://doi.org/10.21105/joss.03021)
- Zhang, X. B., Fu, J. N., Liu, N., Luo, C. Q., & Ren, A. B. 2017, *The Astrophysical Journal*, 850, 125, doi: [10.3847/1538-4357/aa9577](https://doi.org/10.3847/1538-4357/aa9577)