

The Sigma-8 Tension is a Drag

Vivian Poulin,¹ José Luis Bernal,² Ely Kovetz,³ and Marc Kamionkowski²

¹*Laboratoire Univers & Particules de Montpellier (LUPM),
CNRS & Université de Montpellier (UMR-5299),*

Place Eugène Bataillon, F-34095 Montpellier Cedex 05, France

²*William H. Miller III Department of Physics, Johns Hopkins University,
3400 North Charles Street, Baltimore, MD 21218 USA*

³*Physics Department, Ben-Gurion University of the Negev, Beersheba, Israel*

Measurements of weak gravitational lensing at low redshifts ($z \lesssim 0.5 - 1$), quantified by the parameter S_8 , favor weaker matter clustering than that expected from the standard Λ CDM cosmological model with parameters determined by cosmic microwave background (CMB) measurements. However, the amplitude of matter clustering at higher redshifts, as probed by lensing of the CMB, is consistent with Λ CDM. This apparent paradox suggests a connection between the S_8 tension and the transition from matter to dark-energy domination. Here we show that the tension can be resolved by introducing a friction between dark matter and dark energy without altering the tightly constrained expansion history. The low- S_8 measurements favor (at $\gtrsim 3\sigma$, in this one parameter model) a non-zero drag leading to a suppression of low-redshift power right around the transition from matter to dark-energy domination. We suggest ways to further probe the scenario.

The concordance cosmological model, Λ CDM, provides an excellent description of increasingly precise measurements of the expansion history of the Universe and fluctuations in the matter density from observations of the cosmic microwave background (CMB) and the galaxy distribution. However, the increasing precision of observations and analyses has revealed tensions between the values of different parameters among different observables and experiments (see e.g. Ref. [1] for a recent review).

Here we focus on the tension related with the amplitude of the matter clustering in the late Universe, parameterized with the combination $S_8 \equiv \sigma_8(\Omega_m/0.3)^{0.5}$, where σ_8 is the root mean square of the amplitude of matter perturbations smoothed over $8 h^{-1}\text{Mpc}$, h is the Hubble constant in units of $100 \text{ km s}^{-1} \text{ Mpc}^{-1}$, and Ω_m is the matter density parameter today. Simply stated, the distribution of galaxies and matter in the late Universe (redshifts $z \lesssim 0.5 - 1$) as measured by low-redshift probes is smoother than expected from the evolution of the fluctuations observed in the CMB. These low-redshift probes include galaxy clustering [2–6], galaxy weak lensing [7–11], galaxy clusters [12], CMB lensing tomography [13–16] and their combination and cross-correlations [17–20]; the derived values of S_8 systematically fall $\sim 2 - 3\sigma$ lower than the values obtained from the primary CMB anisotropies [21, 22] and from the power spectrum of CMB lensing alone [23, 24].¹ Furthermore, the deviation of σ_8 as measured from CMB lensing tomography from the Λ CDM prediction grows as the redshift decreases [15].

There are two features in the measurements that highly

restrict potential solutions to this tension. First, the expansion history of the Universe is tightly constrained to follow the predictions of Λ CDM [21, 25], so that background quantities such as Ω_m cannot be modified to resolve the tension. Rather, a solution must decrease the clustering amplitude σ_8 [17, 26, 27]. Secondly, the auto power spectrum of the CMB lensing, the support kernel of which spans in redshift from today to recombination (with a very wide peak at $z \sim 1 - 2$), favors high values of S_8 , compatible with those from the primary CMB anisotropies.

These findings indicate that any physics beyond Λ CDM that may reconcile these measurements must be limited to the perturbation level, leaving the background evolution untouched, and must be effective at $z \lesssim 1$. Coincidentally, this period corresponds to the epoch at which dark energy (DE) starts to dominate over dark matter (DM) in the total energy content of the universe. This raises the question of whether the appearance of a new phenomenon at low- z that leads to low- σ_8 measurement could be tied to the beginning of DE domination, in turn providing us with new insight on the famous “cosmic coincidence” problem (see e.g. Refs. [28–30]).

Here we show that the σ_8 tension can be resolved by a drag force between DM and DE that becomes operational at low redshifts. The drag slows the falling of DM into gravitational potential wells and thereby suppresses the growth of power, but only at low redshifts when DE becomes dynamically important. This requires, of course, for there to be a preferred frame for the DE, and thus that the equation-of-state parameter be $w \neq -1$. Otherwise, the model leaves the expansion history unchanged (and thus differs from ideas [31–34] on DE-DM interactions that affect the expansion history). Our work differs from prior works [35–37] (which provide microphysical models for the drag) in the articulation of the crucial role played

¹ Note that CMB lensing tomography involves the cross-correlation of the CMB lensing and a low-redshift tracer of the large-scale structure, usually galaxy clustering. This cross correlation in practice limits the support of the CMB lensing kernel to the redshift coverage of the galaxy sample employed.

by the CMB and galaxy weak lensing data, and in the use of powerful new data sets to constrain a minimal yet realistic model.

We begin by introducing our phenomenological model. Working in Newtonian gauge, and following the notation of Ref. [38], we include the drag between DM and DE modifying the evolution equations for the velocity divergences θ as

$$\begin{aligned}\theta'_{\text{DM}} &= -\frac{a'}{a}\theta_{\text{DM}} + k^2\psi + \Gamma_{\text{DMDE}}(a)(\theta_{\text{DE}} - \theta_{\text{DM}}), \\ \theta'_{\text{DE}} &= -(1 - 3c_{s,\text{DE}}^2)\frac{a'}{a}\theta_{\text{DE}} + \frac{k^2c_{s,\text{DE}}^2}{(1 + w_{\text{DE}})}\delta_{\text{DE}} \\ &\quad + k^2\psi - \Gamma_{\text{DMDE}}(a)R(\theta_{\text{DE}} - \theta_{\text{DM}}),\end{aligned}\quad (1)$$

where a is the scale factor, ψ is the gravitational potential, $'$ denotes a derivative with respect to conformal time, and $c_{s,\text{DE}} \equiv 1$ and w_{DE} are the DE sound speed and equation-of-state parameter. We parametrize $\Gamma_{\text{DMDE}}(a)$ and R as [35, 36]

$$\Gamma_{\text{DMDE}}(a) = \frac{a\bar{\rho}_{\text{DMDE}}}{\bar{\rho}_{\text{DM}}(a)}, \quad R = \frac{\bar{\rho}_{\text{DM}}(a)}{(1 + w_{\text{DE}})\bar{\rho}_{\text{DE}}(a)}, \quad (2)$$

with $\bar{\rho}_i$ the mean proper energy densities of DM and DE. To gain some insight on the impact of this interaction, we illustrate the effect of the drag term on the matter power spectrum in Fig. 1 (setting the parameters to the best-fit values extracted from our analyses). The drag between DM and DE suppresses the matter power spectrum on scales that are within the horizon once the interaction becomes sizable. The suppression with respect to Λ CDM grows with time.

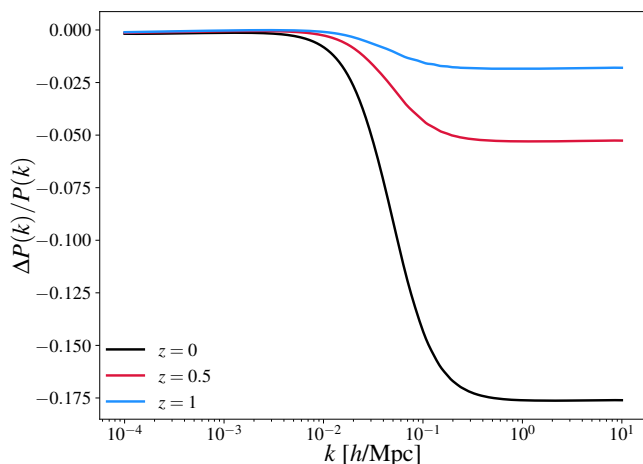


FIG. 1. Prediction for the power suppression in the best-fit DMDE model to the full dataset including S_8 compared to Λ CDM, $(P(k)_{\text{DMDE}} - P(k)_{\Lambda\text{CDM}})/P(k)_{\Lambda\text{CDM}}$ at $z = 0, 0.5, 1$.

The most general setup involves a free DE equation of state parameter w_{DE} , so w_{DE} and Γ_{DMDE} are the additional parameters of this model. Nonetheless, we have

found that type-Ia supernovae (SNeIa) and baryon acoustic oscillations (BAOs) constrain $w_{\text{DE}} \simeq -1$ without affecting the ability of the model to resolve the S_8 -tension. Therefore, we set w_{DE} to be infinitesimally higher than -1 for our fiducial scenario, leaving Γ_{DMDE} as our only extra parameter with respect to Λ CDM.

The drag rate in the evolution equation of θ'_{DM} becomes non-negligible when $\Gamma_{\text{DMDE}}(a)/\mathcal{H}(a) \sim 1$, with $\mathcal{H}(a) \equiv a'/a$. We re-express the ratio between these rates as [36]

$$\frac{\Gamma_{\text{DMDE}}(a)}{\mathcal{H}} = \frac{\Gamma_{\text{DMDE}}/(H_0\rho_c)}{E(a)\Omega_m a^{-3}}, \quad (3)$$

where $\Omega_m = \rho_m/\rho_c$, with $\rho_c = (3H_0^2/8\pi G)$ the critical density, and $E(a) \equiv H(a)/H_0$. The amplitude of the drag rate Γ_{DMDE} is *a priori* unconstrained. Yet, a remarkable implication of this equation, is that for $\Gamma_{\text{DMDE}} \sim H_0\rho_c$, the drag becomes effective for $E(a)\Omega_m a^{-3} = (\sqrt{\Omega_m a^{-3} + \Omega_{\text{DE}}(a)})\Omega_m a^{-3} \sim 1$, where Ω_{DE} is the DE density parameter. Assuming $w_{\text{DE}} \sim -1$ and $\Omega_{\text{DE}} = 1 - \Omega_m \sim 0.7$, this is fulfilled specifically around $a_\Lambda \sim (\Omega_{\text{DE}}/\Omega_m)^{-1/3}$. In other words, for this simple scaling of the amplitude of the momentum drag rate, the interaction and the effects of DE become relevant around the same time, indicating that the cosmic-coincidence problem may be connected to the low values of S_8 measured at low- z . As shown below, current observations indeed favor values of Γ_{DMDE} falling in this range.

To evaluate the success of the model under study, we perform a series of Markov-chain Monte Carlo (MCMC) runs, using the public code MontePython-v3² [39, 40], which we interface with our modified version of CLASS³ [41, 42]. We use the Metropolis-Hasting algorithm assuming flat priors on $\{\omega_b, \omega_{\text{cdm}}, 100\theta_s, \log(10^{10}A_s), n_s, \tau_{\text{reio}}\} + \Gamma_{\text{DMDE}}$. To test the convergence of the MCMC chains, we use the Gelman-Rubin [43] criterion $|R - 1| \lesssim 0.01$. To post-process the chains and plot figures we use GetDist [44].

We adopt the *Planck* collaboration convention in modeling free-streaming neutrinos as two massless species and one massive with $m_\nu = 0.06$ eV [45]. We do not include Halofit [46–48] to estimate the non-linear matter clustering (which is critical to model galaxy-galaxy weak lensing correlation functions), as the presence of the drag term could affect non-linear clustering. Accounting for the effects of the drag force on the non-linear matter power spectrum is beyond the scope of this paper; therefore, to minimize the impact of this limitation we consider (mostly) linear observables in our analysis.

² https://github.com/brinckmann/montepython_public

³ https://lesgourg.github.io/class_public/class.html

We make use of the full *Planck* 2018 TT,TE,EE and lensing power spectra [21], BAO and $f\sigma_8$ (where f is the linear growth rate) measurements from BOSS DR12 & 16 at $z = 0.38, 0.51, 0.68$ [49–52], SDSS DR7 at $z = 0.15$ [53], and QSO measurements at $z = 1.48$ [54, 55], as well as BAO-only measurements from 6dFGS at $z = 0.106$ [56] and Ly- α auto-correlation and cross-correlation with QSO at $z = 2.334$ [57]. We also include uncalibrated luminosity distances to SNeIa from Pantheon+ in the range $0.01 < z < 2.3$ [25]. We refer to this compilation of measurements as our fiducial data set, denoted as $\mathcal{D}_{\text{base}}$. We also consider cases including Gaussian priors on S_8 as measured by KiDS-1000x{2dFLenS+BOSS} ($S_8 = 0.766^{+0.02}_{-0.014}$) [17] and DES-Y3 ($S_8 = 0.776 \pm 0.017$) [16]. In future work, our results shall be confirmed including the modeling of the non-linear matter power spectrum to consider the full galaxy weak lensing measurements in the analysis.

The results of our analyses are shown in Fig. 2. We show 68% and 95% confidence level marginalized posterior distributions of the relevant parameters for Λ CDM and the model including the drag between DM and DE; other parameters are unchanged with respect to the standard results assuming Λ CDM. As expected, Γ_{DMDE} is very degenerate with σ_8 , which allows S_8 to reach values even lower than the measurements of low- z probes, while keeping Ω_m effectively fixed: in particular, we find a marginalized constraint of $S_8 = 0.745^{+0.074}_{-0.045}$ at 68% confidence level for our fiducial data set.

In Table I, we show the mean and best-fit values of the parameters for each case, as well as the χ^2 statistics. While the results show no preference for the DM-DE drag force scenario with respect to Λ CDM for our fiducial data set (both models present similar χ^2 values), we find $\Delta\chi^2 = -11.5$ once we include the prior on S_8 ,⁴ with no statistically significant degradation in other likelihoods.⁵

Interestingly, we find that Γ_{DMDE} must have values $\sim H_0\rho_c$ to reconcile S_8 from our fiducial data set with the results from galaxy lensing. As discussed above, this shows a potential connection between a low- S_8 value that is dynamically generated at low- z due to a DM-DE drag and the cosmic coincidence problem. We illustrate this further in Fig. 3: if Γ_{DMDE} were much larger, the interaction would have modified the evolution of perturbations at higher redshifts, potentially causing tension with the large-scale CMB lensing power spectrum (and even the integrated Sachs-Wolfe effect). On the other hand, a much lower Γ_{DMDE} would leave S_8 unaffected because the interaction would not be relevant at any time. Hence,

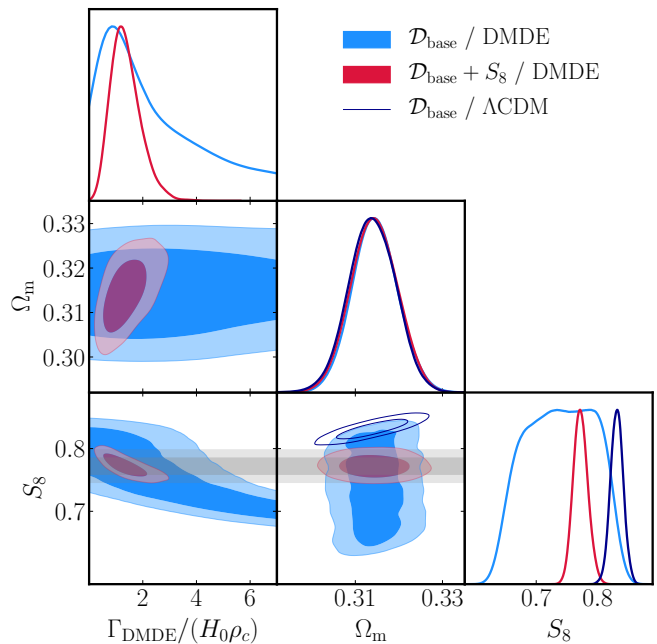


FIG. 2. 68% and 95% confidence level marginalized posterior distributions of the relevant cosmological parameters for Λ CDM (dark blue lines) and the model including the drag between DM and DE (filled contours), compared with the S_8 measurement from galaxy lensing (grey bands) averaged assuming two independent normal distributions.

in this scenario, the transition to a DE-dominated epoch may have non-trivial implications for model building, potentially guiding future research, with some attempts already discussed in Refs. [31, 35–37].

Importantly, this model can be further tested with future higher-accuracy measurements. Forthcoming CMB and galaxy surveys may be able to discriminate between the models. Additionally, the redshift-dependent σ_8 deviation from the prediction of Λ CDM can also be probed with CMB lensing tomography and $f\sigma_8$ measurements. Forthcoming low- z clustering measurements, e.g. from the DESI bright galaxy sample [59], may detect the deviation in $f\sigma_8$ (see Fig. 4). Similarly, improved cross-correlations between large-scale-structure surveys and CMB lensing will also weigh in on this.

Looking forward, there are additional observables in which the DM-DE drag would leave signatures that could be searched for to probe this scenario, if the effects are properly modeled. First, as mentioned above, this model shall be applied to the full set of measurements from galaxy lensing surveys, rather than just a prior on S_8 . This will require improved modeling of the DM-DE drag including non-linear clustering. Meanwhile, similarly to the case of self-interacting DM [60], the friction between DM and DE would affect the intrinsic alignment of galaxies. Including the DM-DE drag in the formalism of intrinsic alignments (see e.g., Ref. [61]) would allow to use

⁴ We find a similar $\Delta\chi^2$ for the case in which w_{DE} also varies.

⁵ We find increases in χ^2 of +0.7 for *Planck*TTTEEE+low data and +0.6 for BAO+ $f\sigma_8$ measurements from BOSS (which, since Ω_m does not vary, are due to small deviations in $f\sigma_8$), that are not statistically significant.

Model	Λ CDM	DMDE	DMDE w/ S_8
$\Gamma_{\text{DMDE}}/(H_0\rho_c)$	–	$< 28.2 (0.0)$	$1.36 (1.17)_{-0.68}^{+0.44}$
S_8	$0.831 (0.831) \pm 0.011$	$0.745 (0.833)_{-0.045}^{+0.074}$	$0.773 (0.775)_{-0.013}^{+0.012}$
Ω_m	$0.3139 (0.3141) \pm 0.0055$	$0.3145 (0.3144) \pm 0.0055$	$0.3144 (0.3138) \pm 0.0055$
$\Delta\chi^2_{\text{min}}(\text{DMDE}-\Lambda\text{CDM})$	–	0	–11.5

TABLE I. Mean (best-fit) and $\pm 68\%$ confidence level uncertainties of the marginalized cosmological parameters for Λ CDM and DMDE models using our fiducial data set, and including the prior on S_8 in the last column. The last row shows the χ^2 difference with respect to Λ CDM.

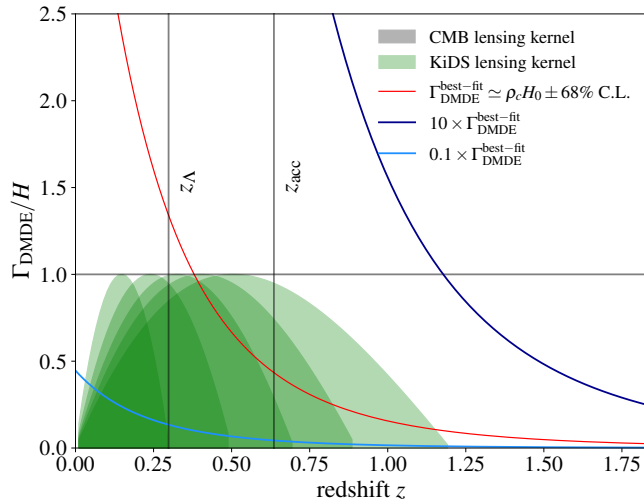


FIG. 3. Ratio of the interaction rate Γ_{DMDE} over the Hubble rate $H(z)$. We also show the CMB and galaxy weak lensing kernel functions (given the five z -bins of KiDS [58]) in the background. We indicate the redshift at which DE dominates, $z_\Lambda \equiv (\Omega_\Lambda/\Omega_m)^{1/3} - 1$, and the beginning of the accelerated expansion of the Universe, $z_{\text{acc}} = \sqrt{2}z_\Lambda$.

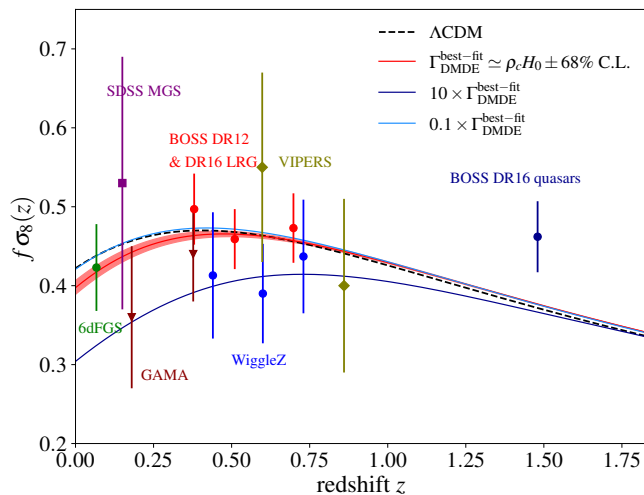


FIG. 4. Prediction for $f\sigma_8$ in the Λ CDM and DMDE models compared to a sample of data. Our analysis use 6dFGS, SDSS MGS, BOSS DR12 & 16 (LRG and quasars) data.

correlations of galaxy shapes to probe this model, distinguishing it from the effects of baryonic physics [62]. Finally, since baryons are unaffected by this interaction, it is expected that DM spirals down and collapses faster than baryons, leaving signatures like modified tidal streams, as well as potentially affecting probes of DM density profiles such as stellar-rotation velocities, and introducing a small velocity bias between DM and baryons that can be searched for in galaxy clustering measurements [63] and galaxy clusters [64]. Evaluating the scope of these searches and their sensitivity to the DM-DE drag provides very motivated targets for future studies.

To conclude, we have explored a cosmological model that shows promise to resolve the tension in clustering between high-redshift and low-redshift probes. While further study is required, both modeling the non-linear effects in the matter power spectrum and using additional cosmological and astrophysical probes, we have bolstered the motivation for this model. We showed that the required values to reconcile high-redshift measurements with the S_8 values preferred by galaxy-lensing observations naturally set the moment in which the DM-DE interaction becomes effective to be around DM-DE equality. Hence, this model involves interesting phenomenology not only for the dark sector of the Universe but it may also imply that the last transition in the history of the Universe could have had non-trivial implications. We hope this work spurs interest in this family of solutions for the S_8 tension, both regarding model building and adding detail to the astrophysical and cosmological consequences of the friction to conclusively distinguish it from Λ CDM.

The authors acknowledge the use of computational resources from the Excellence Initiative of Aix-Marseille University (A*MIDEX) of the “Investissements d’Avenir” programme. This project has received support from the European Union’s Horizon 2020 research and innovation program under the Marie Skłodowska-Curie grant agreement No 860881-HIDDeN. This work has been partly supported by the CNRS-IN2P3 grant Dark21. JLB was supported by the Allan C. and Dorothy H. Davis Fellowship. EDK was supported by a faculty fellowship from the Azrieli Foundation. MK was supported by NSF Grant No. 2112699 and the Simons Foundation.

-
- [1] Elcio Abdalla *et al.*, “Cosmology intertwined: A review of the particle physics, astrophysics, and cosmology associated with the cosmological tensions and anomalies,” *JHEAp* **34**, 49–211 (2022), arXiv:2203.06142 [astro-ph.CO].
- [2] Oliver H. E. Philcox and Mikhail M. Ivanov, “BOSS DR12 full-shape cosmology: Λ CDM constraints from the large-scale galaxy power spectrum and bispectrum monopole,” *Phys. Rev. D* **105**, 043517 (2022), arXiv:2112.04515 [astro-ph.CO].
- [3] Pierre Zhang, Guido D’Amico, Leonardo Senatore, Cheng Zhao, and Yifu Cai, “BOSS Correlation Function analysis from the Effective Field Theory of Large-Scale Structure,” *JCAP* **02**, 036 (2022), arXiv:2110.07539 [astro-ph.CO].
- [4] Sihan Yuan, Lehman H. Garrison, Daniel J. Eisenstein, and Risa H. Wechsler, “Stringent σ_8 constraints from small-scale galaxy clustering using a hybrid MCMC + emulator framework,” *Mon. Not. Roy. Astron. Soc.* **515**, 871–896 (2022), arXiv:2203.11963 [astro-ph.CO].
- [5] Zhongxu Zhai, Jeremy L. Tinker, Arka Banerjee, Joseph DeRose, Hong Guo, Yao-Yuan Mao, Sean McLaughlin, Kate Storey-Fisher, and Risa H. Wechsler, “The Aemulus Project V: Cosmological constraint from small-scale clustering of BOSS galaxies,” (2022), arXiv:2203.08999 [astro-ph.CO].
- [6] Théo Simon, Pierre Zhang, Vivian Poulin, and Tristan L. Smith, “On the consistency of effective field theory analyses of BOSS power spectrum,” (2022), arXiv:2208.05929 [astro-ph.CO].
- [7] Chiaki Hikage *et al.* (HSC), “Cosmology from cosmic shear power spectra with Subaru Hyper Suprime-Cam first-year data,” *Publ. Astron. Soc. Jap.* **71**, 43 (2019), arXiv:1809.09148 [astro-ph.CO].
- [8] T. M. C. Abbott *et al.* (DES), “Dark Energy Survey Year 3 Results: Cosmological Constraints from Galaxy Clustering and Weak Lensing,” (2021), arXiv:2105.13549 [astro-ph.CO].
- [9] A. Amon *et al.* (DES), “Dark Energy Survey Year 3 results: Cosmology from cosmic shear and robustness to data calibration,” *Phys. Rev. D* **105**, 023514 (2022), arXiv:2105.13543 [astro-ph.CO].
- [10] L. F. Secco *et al.* (DES), “Dark Energy Survey Year 3 results: Cosmology from cosmic shear and robustness to modeling uncertainty,” *Phys. Rev. D* **105**, 023515 (2022), arXiv:2105.13544 [astro-ph.CO].
- [11] J. L. van den Busch *et al.*, “KiDS-1000: cosmic shear with enhanced redshift calibration,” (2022), arXiv:2204.02396 [astro-ph.CO].
- [12] P. A. R. Ade *et al.* (Planck), “Planck 2015 results. XXIV. Cosmology from Sunyaev-Zeldovich cluster counts,” *Astron. Astrophys.* **594**, A24 (2016), arXiv:1502.01597 [astro-ph.CO].
- [13] Alex Krolewski, Simone Ferraro, and Martin White, “Cosmological constraints from unWISE and Planck CMB lensing tomography,” *JCAP* **12**, 028 (2021), arXiv:2105.03421 [astro-ph.CO].
- [14] Martin White *et al.*, “Cosmological constraints from the tomographic cross-correlation of DESI Luminous Red Galaxies and Planck CMB lensing,” *JCAP* **02**, 007 (2022), arXiv:2111.09898 [astro-ph.CO].
- [15] Shi-Fan Chen, Martin White, Joseph DeRose, and Nickolas Kokron, “Cosmological analysis of three-dimensional BOSS galaxy clustering and Planck CMB lensing cross correlations via Lagrangian perturbation theory,” *JCAP* **07**, 041 (2022), arXiv:2204.10392 [astro-ph.CO].
- [16] T. M. C. Abbott *et al.* (DES, SPT), “Joint analysis of DES Year 3 data and CMB lensing from SPT and Planck III: Combined cosmological constraints,” (2022), arXiv:2206.10824 [astro-ph.CO].
- [17] Catherine Heymans *et al.*, “KiDS-1000 Cosmology: Multi-probe weak gravitational lensing and spectroscopic galaxy clustering constraints,” *Astron. Astrophys.* **646**, A140 (2021), arXiv:2007.15632 [astro-ph.CO].
- [18] S. Pandey *et al.* (DES), “Dark Energy Survey year 3 results: Constraints on cosmological parameters and galaxy-bias models from galaxy clustering and galaxy-galaxy lensing using the redMaGiC sample,” *Phys. Rev. D* **106**, 043520 (2022), arXiv:2105.13545 [astro-ph.CO].
- [19] Carlos García-García, Jaime Ruiz Zapatero, David Alonso, Emilio Bellini, Pedro G. Ferreira, Eva-Maria Mueller, Andrina Nicola, and Pilar Ruiz-Lapuente, “The growth of density perturbations in the last ~ 10 billion years from tomographic large-scale structure data,” *JCAP* **10**, 030 (2021), arXiv:2105.12108 [astro-ph.CO].
- [20] Emily P. Longley *et al.* (LSST Dark Energy Science), “A Unified Catalog-level Reanalysis of Stage-III Cosmic Shear Surveys,” (2022), arXiv:2208.07179 [astro-ph.CO].
- [21] N. Aghanim *et al.* (Planck), “Planck 2018 results. VI. Cosmological parameters,” *Astron. Astrophys.* **641**, A6 (2020), [Erratum: *Astron. Astrophys.* 652, C4 (2021)], arXiv:1807.06209 [astro-ph.CO].
- [22] Simone Aiola *et al.* (ACT), “The Atacama Cosmology Telescope: DR4 Maps and Cosmological Parameters,” (2020), arXiv:2007.07288 [astro-ph.CO].
- [23] N. Aghanim *et al.* (Planck), “Planck 2018 results. VIII. Gravitational lensing,” *Astron. Astrophys.* **641**, A8 (2020), arXiv:1807.06210 [astro-ph.CO].
- [24] W. L. K. Wu *et al.*, “A Measurement of the Cosmic Microwave Background Lensing Potential and Power Spectrum from 500 deg² of SPTpol Temperature and Polarization Data,” *Astrophys. J.* **884**, 70 (2019), arXiv:1905.05777 [astro-ph.CO].
- [25] Dillon Brout *et al.*, “The Pantheon+ Analysis: Cosmological Constraints,” (2022), arXiv:2202.04077 [astro-ph.CO].
- [26] Nils Schöneberg, Guillermo Franco Abellán, Andrea Pérez Sánchez, Samuel J. Witte, Vivian Poulin, and Julien Lesgourgues, “The H_0 Olympics: A fair ranking of proposed models,” (2021), arXiv:2107.10291 [astro-ph.CO].
- [27] Alexandra Amon and George Efstathiou, “A non-linear solution to the S_8 tension?” (2022), arXiv:2206.11794 [astro-ph.CO].
- [28] Kim Griest, “Toward a possible solution to the cosmic coincidence problem,” *Phys. Rev.* **D66**, 123501 (2002), arXiv:astro-ph/0202052 [astro-ph].
- [29] Scott Dodelson, Manoj Kaplinghat, and Ewan Stewart, “Solving the Coincidence Problem : Tracking Oscillating Energy,” *Phys. Rev. Lett.* **85**, 5276–5279 (2000), arXiv:astro-ph/0002360 [astro-ph].
- [30] Marc Kamionkowski, Josef Pradler, and Devin G. E. Walker, “Dark energy from the string axiverse,” *Phys. Rev. Lett.* **113**, 251302 (2014), arXiv:1409.0549 [hep-ph].

- [31] B. Wang, E. Abdalla, F. Atrio-Barandela, and D. Pavon, “Dark Matter and Dark Energy Interactions: Theoretical Challenges, Cosmological Implications and Observational Signatures,” *Rept. Prog. Phys.* **79**, 096901 (2016), arXiv:1603.08299 [astro-ph.CO].
- [32] Matteo Lucca, “The role of CMB spectral distortions in the Hubble tension: a proof of principle,” *Phys. Lett. B* **810**, 135791 (2020), arXiv:2008.01115 [astro-ph.CO].
- [33] Matteo Lucca, “Dark energy-dark matter interactions as a solution to the S_8 tension,” (2021), arXiv:2105.09249 [astro-ph.CO].
- [34] Rafael C. Nunes, Sunny Vagnozzi, Suresh Kumar, Eleonora Di Valentino, and Olga Mena, “New tests of dark sector interactions from the full-shape galaxy power spectrum,” *Phys. Rev. D* **105**, 123506 (2022), arXiv:2203.08093 [astro-ph.CO].
- [35] Fergus Simpson, “Scattering of dark matter and dark energy,” *Phys. Rev. D* **82**, 083505 (2010), arXiv:1007.1034 [astro-ph.CO].
- [36] Mahnaz Asghari, Jose Beltrán Jiménez, Shahram Khosravi, and David F. Mota, “On structure formation from a small-scales-interacting dark sector,” *JCAP* **04**, 042 (2019), arXiv:1902.05532 [astro-ph.CO].
- [37] Jose Beltrán Jiménez, Dario Bettoni, David Figueruelo, Florencia Anabella Teppa Pannia, and Shinji Tsujikawa, “Probing elastic interactions in the dark sector and the role of S_8 ,” *Phys. Rev. D* **104**, 103503 (2021), arXiv:2106.11222 [astro-ph.CO].
- [38] Chung-Pei Ma and Edmund Bertschinger, “Cosmological perturbation theory in the synchronous and conformal Newtonian gauges,” *Astrophys. J.* **455**, 7–25 (1995), arXiv:astro-ph/9506072.
- [39] Benjamin Audren, Julien Lesgourgues, Karim Benabed, and Simon Prunet, “Conservative Constraints on Early Cosmology: an illustration of the Monte Python cosmological parameter inference code,” *JCAP* **1302**, 001 (2013), arXiv:1210.7183 [astro-ph.CO].
- [40] Thejs Brinckmann and Julien Lesgourgues, “MontePython 3: boosted MCMC sampler and other features,” (2018), arXiv:1804.07261 [astro-ph.CO].
- [41] Julien Lesgourgues, “The Cosmic Linear Anisotropy Solving System (CLASS) I: Overview,” (2011), arXiv:1104.2932 [astro-ph.IM].
- [42] Diego Blas, Julien Lesgourgues, and Thomas Tram, “The Cosmic Linear Anisotropy Solving System (CLASS) II: Approximation schemes,” *JCAP* **1107**, 034 (2011), arXiv:1104.2933 [astro-ph.CO].
- [43] Andrew Gelman and Donald B. Rubin, “Inference from Iterative Simulation Using Multiple Sequences,” *Statist. Sci.* **7**, 457–472 (1992).
- [44] Antony Lewis, “GetDist: a Python package for analysing Monte Carlo samples,” (2019), arXiv:1910.13970 [astro-ph.IM].
- [45] Peter Ade et al. (Simons Observatory), “The Simons Observatory: Science goals and forecasts,” *JCAP* **02**, 056 (2019), arXiv:1808.07445 [astro-ph.CO].
- [46] R. E. Smith, J. A. Peacock, A. Jenkins, S. D. M. White, C. S. Frenk, F. R. Pearce, P. A. Thomas, G. Efstathiou, and H. M. P. Couchmann (VIRGO Consortium), “Stable clustering, the halo model and nonlinear cosmological power spectra,” *Mon. Not. Roy. Astron. Soc.* **341**, 1311 (2003), arXiv:astro-ph/0207664.
- [47] Ryuichi Takahashi, Masanori Sato, Takahiro Nishimichi, Atsushi Taruya, and Masamune Oguri, “Revising the Halofit Model for the Nonlinear Matter Power Spectrum,” *Astrophys. J.* **761**, 152 (2012), arXiv:1208.2701 [astro-ph.CO].
- [48] Alexander Mead, Samuel Brieden, Tilman Tröster, and Catherine Heymans, “HMcode-2020: Improved modelling of non-linear cosmological power spectra with baryonic feedback,” (2020), 10.1093/mnras/stab082, arXiv:2009.01858 [astro-ph.CO].
- [49] Shadab Alam et al. (BOSS), “The clustering of galaxies in the completed SDSS-III Baryon Oscillation Spectroscopic Survey: cosmological analysis of the DR12 galaxy sample,” *Mon. Not. Roy. Astron. Soc.* **470**, 2617–2652 (2017), arXiv:1607.03155 [astro-ph.CO].
- [50] Julian E. Bautista et al., “The Completed SDSS-IV extended Baryon Oscillation Spectroscopic Survey: measurement of the BAO and growth rate of structure of the luminous red galaxy sample from the anisotropic correlation function between redshifts 0.6 and 1,” *Mon. Not. Roy. Astron. Soc.* **500**, 736–762 (2020), arXiv:2007.08993 [astro-ph.CO].
- [51] Hector Gil-Marín et al., “The Completed SDSS-IV extended Baryon Oscillation Spectroscopic Survey: measurement of the BAO and growth rate of structure of the luminous red galaxy sample from the anisotropic power spectrum between redshifts 0.6 and 1.0,” *Mon. Not. Roy. Astron. Soc.* **498**, 2492–2531 (2020), arXiv:2007.08994 [astro-ph.CO].
- [52] Shadab Alam et al. (eBOSS), “Completed SDSS-IV extended Baryon Oscillation Spectroscopic Survey: Cosmological implications from two decades of spectroscopic surveys at the Apache Point Observatory,” *Phys. Rev. D* **103**, 083533 (2021), arXiv:2007.08991 [astro-ph.CO].
- [53] Ashley J. Ross, Lado Samushia, Cullan Howlett, Will J. Percival, Angela Burden, and Marc Manera, “The clustering of the SDSS DR7 main Galaxy sample – I. A 4 per cent distance measure at $z = 0.15$,” *Mon. Not. Roy. Astron. Soc.* **449**, 835–847 (2015), arXiv:1409.3242 [astro-ph.CO].
- [54] Richard Neveux et al., “The completed SDSS-IV extended Baryon Oscillation Spectroscopic Survey: BAO and RSD measurements from the anisotropic power spectrum of the quasar sample between redshift 0.8 and 2.2,” *Mon. Not. Roy. Astron. Soc.* **499**, 210–229 (2020), arXiv:2007.08999 [astro-ph.CO].
- [55] Jiamin Hou et al., “The Completed SDSS-IV extended Baryon Oscillation Spectroscopic Survey: BAO and RSD measurements from anisotropic clustering analysis of the Quasar Sample in configuration space between redshift 0.8 and 2.2,” *Mon. Not. Roy. Astron. Soc.* **500**, 1201–1221 (2020), arXiv:2007.08998 [astro-ph.CO].
- [56] Florian Beutler, Chris Blake, Matthew Colless, D. Heath Jones, Lister Staveley-Smith, Lachlan Campbell, Quentin Parker, Will Saunders, and Fred Watson, “The 6dF Galaxy Survey: Baryon Acoustic Oscillations and the Local Hubble Constant,” *Mon. Not. Roy. Astron. Soc.* **416**, 3017–3032 (2011), arXiv:1106.3366 [astro-ph.CO].
- [57] Helion du Mas des Bourboux et al., “The Completed SDSS-IV Extended Baryon Oscillation Spectroscopic Survey: Baryon Acoustic Oscillations with Ly α Forests,” *Astrophys. J.* **901**, 153 (2020), arXiv:2007.08995 [astro-ph.CO].
- [58] H. Hildebrandt et al., “KiDS-1000 catalogue: Redshift distributions and their calibration,” *Astron. Astrophys.*

- 647**, A124 (2021), arXiv:2007.15635 [astro-ph.CO].
- [59] Amir Aghamousa *et al.* (DESI), “The DESI Experiment Part I: Science, Targeting, and Survey Design,” (2016), arXiv:1611.00036 [astro-ph.IM].
- [60] Sean Tulin and Hai-Bo Yu, “Dark Matter Self-interactions and Small Scale Structure,” Phys. Rept. **730**, 1–57 (2018), arXiv:1705.02358 [hep-ph].
- [61] Zvonimir Vlah, Nora Elisa Chisari, and Fabian Schmidt, “An EFT description of galaxy intrinsic alignments,” JCAP **01**, 025 (2020), arXiv:1910.08085 [astro-ph.CO].
- [62] David Harvey, Nora Elisa Chisari, Andrew Robertson, and Ian G. McCarthy, “The impact of self-interacting dark matter on the intrinsic alignments of galaxies,” Mon. Not. Roy. Astron. Soc. **506**, 441–451 (2021), arXiv:2104.02093 [astro-ph.CO].
- [63] Vincent Desjacques, Donghui Jeong, and Fabian Schmidt, “Large-Scale Galaxy Bias,” Phys. Rept. **733**, 1–193 (2018), arXiv:1611.09787 [astro-ph.CO].
- [64] Dhayaa Anbajagane *et al.*, “Galaxy velocity bias in cosmological simulations: towards per cent-level calibration,” Mon. Not. Roy. Astron. Soc. **510**, 2980–2997 (2022), arXiv:2110.01683 [astro-ph.CO].