

# AN ANALYSIS OF COLLOCATION ON GPUS FOR DEEP LEARNING TRAINING

Ties Robroek<sup>1</sup> Ehsan Yousefzadeh-Asl-Miandoab<sup>1</sup> Pinar Tözün<sup>1</sup>

## ABSTRACT

Deep learning training is an expensive process that extensively uses GPUs, but not all model training saturates the modern powerful GPUs. *Multi-Instance GPU (MIG)* is a new technology introduced by NVIDIA that can partition a GPU to better fit workloads that don't require all the memory and compute resources of a full GPU. In this paper, we examine the performance of a MIG-enabled A100 GPU under deep learning workloads of three sizes focusing on image recognition training. We contrast the benefits of MIG to older workload collocation methods on GPUs: *naïvely* submitting multiple processes on the same GPU and utilizing *Multi-Process Service (MPS)*.

Our results demonstrate that collocating multiple model training runs may yield significant benefits. In certain cases, it can lead up to four times training throughput. On the other hand, the aggregate memory footprint and compute needs of the models trained in parallel must fit the available memory and compute resources of the GPU. MIG especially shines when the GPU is close to its saturation point with the collocated training runs compared to the older collocation methods, since it is able to cut all interference across the collocated runs. On the other hand, MIG's rigid sharing may create sub-optimal GPU utilization for more dynamic mixed workloads.

## 1 INTRODUCTION

Today's GPUs are significantly more powerful than those of ten years ago. While this, together with larger datasets, facilitates the exponential growth of deep learning models, many data scientists do not require large models in practice. For example, a problem may not have a large enough dataset to warrant a large model or ideal batch size of a model may not be large enough to utilize all the GPU resources (Baunsgaard et al., 2020; Koliouisis et al., 2019; Wang et al., 2021). This poses an issue when training neural networks as this process usually takes exclusive access to a GPU. This may lead to resource wastage as the model may not be large enough to saturate the GPU. As the scale of the hardware increases, underutilization of hardware resources becomes a serious consideration for data scientists training deep learning models.

*Workload collocation* is a method for increasing hardware utilization by running multiple applications at the same time over the same hardware resources. When a workload does not require all of the resources available on a device, a workload with additional applications can be considered. The result is that the device and its resources are shared among the collocated applications. While workload collocation is heavily studied for CPUs (Delimitrou & Kozyrakis, 2014;

Nikas et al., 2019; Hindman et al., 2011), its opportunities and challenges have been largely unexplored for modern GPUs.

Today, there are several methods for workload collocation on a GPU. Firstly, multiple processes can be assigned to the same GPU simultaneously without any explicit process management. Alternatively, the collocation can be more precisely managed, for example by NVIDIA's *Multi-Process Service (MPS)*. Finally, the latest generation of NVIDIA GPUs can be partitioned into fully isolated GPU slices at the hardware level via *Multi-Instance GPU (MIG)*.

In this paper, we analyze different ways of collocating deep learning model training on NVIDIA GPUs. Specifically, we investigate the strengths and limitations of MIG technology in contrast to the older methods. We characterize the performance of the above-mentioned collocation methods on an A100 GPU. We diversify our workload by considering three datasets (ImageNet, ImageNet64x64, Cifar10) representing different sizes (large, medium, small). Furthermore, we acknowledge that the current deep learning landscape employs a wide variety of model architectures. While we limit our scope to image classification models, we investigate two popular convolutional models (ResNetv2 and EfficientNetv2) and a transformer model (CaiT). Our results demonstrate that:

- When model training is unable to utilize the full GPU on its own, i.e., when running on our small- and medium-sized training cases, training multiple models in collo-

<sup>1</sup>IT University of Copenhagen, Denmark. Correspondence to: Ties Robroek <titr@itu.dk>, Ehsan Yousefzadeh-Asl-Miandoab <ehyo@itu.dk>, Pinar Tözün <pito@itu.dk>.

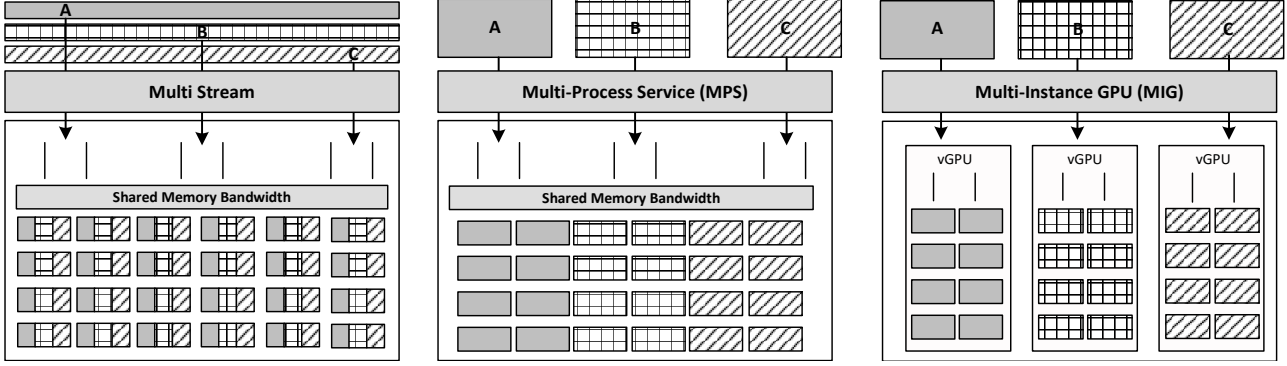


Figure 1. Collocation methods on modern NVIDIA GPUs. A, B, and C are different processes launched by the host CPU to run on the same GPU in a collocated manner using naïve approach (left-hand side), MPS (middle), and MIG (right-hand side).

cated fashion presents considerable benefits. On the other hand, for large model training, collocation either does not provide any benefits when the GPU utilization is almost 100% or cause model training to crash when the available GPU memory is not big enough to hold the aggregate memory footprint of the collocated models.

- The benefits of MIG-based collocation over the default naïve collocation method and MPS increase as more things are collocated. Since MIG offers strict separation of the GPU’s memory and compute resources across the collocated workloads, it manages the GPU resources more effectively for heavily loaded collocation scenarios.
- On the other hand, MIG-based collocation is more rigid, since MIG requires creating hardware partitions a priori. For the cases of well-defined workloads, one can create the ideal MIG partitions and exploit MIG-based collocation. However, for more dynamic workloads where the workload mix changes over time, MIG would require repartitioning to perform well, whereas other collocation methods can still provide good-enough benefits.

The paper is organized as follows. Firstly, Section 2 gives background on GPU collocation techniques and surveys related work. Then, Section 3 describes our experimental methodology and setup. Finally, Section 4 presents the results and Section 5 draws conclusions from our findings.

## 2 BACKGROUND

This section first provides background on different methods of collocation. Then, we survey related work on workload collocation for deep learning.

### 2.1 Collocation on GPUs

Figure 1 illustrates the three collocation methods we study in this paper. We describe each of them briefly here.

#### 2.1.1 Naïve (or Multi-Stream)

CUDA 7 introduces the option of running multiple processes at the same time using their own CUDA stream on the same GPU. A CUDA stream (CUD) is a sequence of operations that execute on the GPU (i.e., kernels and data transfers) in the order in which they are issued by the host code. While operations within a stream are guaranteed to execute in the prescribed order, operations in different streams can run concurrently. This concurrency greatly helps with overlapping the data transfers between the host CPU and GPU. We call this type of workload collocation the *naïve* method since the opportunity for sharing the hardware is limited. This is because the streams have to share the GPU compute resources in a time-based manner rather than having resources explicitly dedicated for each stream (Figure 1 left-hand side).

#### 2.1.2 Multi-Process Service (MPS)

The *multi-process service (MPS)* (NVIDIA, 2022a) enables the host CPU to launch multiple processes on a single GPU. Similar to naïve collocation, these processes share the GPU memory and memory bandwidth. However, unlike naïve collocation, the streaming multiprocessors (SMs) of the GPU are split across the different processes. This split is done by the MPS daemon automatically based on the provisioning of the GPU compute resources needed for each process (Figure 1 middle). While this provisioning introduces some process management overhead, splitting resources this way avoids context switching of kernels from different processes on the same SM. This reduces interference across the different processes. One limitation of MPS is that the processes have to be launched by a single user for security reasons. Therefore, MPS cannot be used to collocate applications launched by different user accounts.

7g.40gb								1 x 7g.40gb
3g.20gb				3g.20gb				2 x 3g.20gb
2g.10gb		2g.10gb		2g.10gb				3 x 2g.10gb
1g.5gb	1g.5gb	1g.5gb	1g.5gb	1g.5gb	1g.5gb	1g.5gb	1g.5gb	7 x 1g.5gb

Figure 2. Possible MIG partitioning schemes on a NVIDIA A100-40GB GPU. Horizontals can overlap (collocation) but verticals cannot. For example, having a 3g.20gb instance is not compatible with 5x 1g.5gb instances (figure adapted from (NVI, 2021)).

### 2.1.3 Multi-Instance GPU (MIG)

Multi-Instance GPU (MIG) (NVI, 2021) is the most recent collocation technology introduced with NVIDIA’s Ampere GPUs. It introduces hardware support for splitting a GPU into smaller GPU instances of varying sizes. These GPU instances may run different processes allowing them to run in parallel on the same GPU. On the hardware side, MIG-capable GPUs are divided up into multiple slices. These can be combined into GPU instances providing a partitioning of the GPU. The memory of the GPU is split into 8 memory slices and the compute side is split into 7 compute slices, plus one reduced slice for the partition management overhead. A limitation of enabling MIG is that it does not allow for one model to be trained on multiple GPUs. On the other hand, each partition is strictly separated in terms of hardware resources preventing any form of interference across partitions.

An A100 GPU supports several available partitioning profiles (see Figure 2). The smallest possible GPU instance is one with just one memory slice and one compute slice, 1g.5gb. Consecutively, a 2g.10gb profile consists of two compute slices and 10 GB of memory, or two memory slices. The slices can also be referred to as fractions of the total resource. The other available profiles are 3g.20gb, 4g.20gb, and 7g.40gb. The last profile consists of the almost all of the GPU resources. However, using the GPU without MIG mode is not analogous to running this large profile as the compute capability of the GPU is hampered slightly due to MIG management overhead. The ideal GPU instance sizes may vary on a workload to workload basis following the memory and compute needs of the workload.

Many different partitions are possible as long as the maximum resource capacity is not exceeded. For example, splitting the GPU into a 4g.20gb and 1g.5gb instance is possible but two 4g.20gb instances would exceed the compute resources of the device. There is, however, a notable exception. While a split of one 4g.20gb, one 2g.10gb, and one 1g.5gb instance is possible, one cannot proceed with a split of one 4g.20gb and one 3g.20gb instance, despite the values appearing to sum up to the maximum resources of the device. Such partitioning rules are set by the GPU itself, and the allowed set of instances and con-

figurations varies across different types of Ampere GPUs (A100, A30).

## 2.2 Related work

(Weng et al., 2022) observe 6000 GPUs on Alibaba clusters and highlights the challenges of cluster scheduling mechanisms that result in dramatically low GPU utilization. (Jeon et al., 2019) perform a similar experimental analysis focusing on deep learning training on a Microsoft GPU cluster. These works motivate studying workload collocation on GPUs as a way to overcome such low utilization.

Proposals for collocation mechanisms on GPUs have been studied in two dimensions: software-based approaches and hardware-based ones. Software-based approaches either focus on developing better primitives for collocation on GPUs or provisioning the resources of GPUs for running multiple applications. cuMAS (Belviranli et al., 2016) is a host-side CUDA task scheduler, which captures multiple CUDA calls and reorders them based on data transfer behavior to increase overall system utilization. (Ravi et al., 2011) propose a framework as a transparent layer for executing applications within virtual machines to share one or more GPUs. (Yeung et al., 2020) use machine learning for predicting GPU utilization of deep learning training tasks. Afterwards, the mechanism feeds the cluster scheduler with the information to make better decisions for collocating different workloads. In contrast, hardware approaches propose micro-architectural changes to GPUs to enable finer-grained and more precise multi-application execution within a GPU considering performance, utilization, and quality of service trade-offs (Darabi et al., 2022; Dai et al., 2018; Wang et al., 2016; 2017; Xu et al., 2016; Zhao et al., 2018).

MIG is a relatively new technology and there has not been many works that thoroughly explore its possibilities. HFTA (Wang et al., 2021) is a mechanism to fuse multiple model training runs for hyper-parameter tuning into one training run. The authors show the effectiveness of HFTA compared to using MPS or MIG to run multiple training runs in parallel. MISO (Li et al., 2022b) uses MPS on 7g.40gb MIG instance to predict the best MIG configuration for different jobs. Finally, similar to our work, (Li et al., 2022a) characterize performance of MIG using deep learning models focusing on time and energy metrics. Their methodology is different than and complementary to ours. It covers a variety of deep learning use cases, but doesn’t consider sizing the models up and down. Furthermore, they don’t compare against other forms of collocation such as MPS.

In general, our work is complementary to these works since we focus on an experimental methodology to investigate the strengths and limitations of MIG in contrast to the older collocation techniques like MPS and naïve collocation and by using workloads of different sizes.

### 3 SETUP & METHODOLOGY

This section details our experimental setup and methodology. First, Section 3.1 introduces the hardware system used for conducting our experiments. Next, Section 3.2 defines our metrics, their relevance, and how we measure them. Section 3.3 describes the models and datasets used in this study. Finally, Section 3.4 describes the list of the experiments and the software framework used to run the experiments.

#### 3.1 System

Our experiments run on a DGX Station A100, which is composed of an AMD EPYC 7742 CPU and four A100 GPUs. The system is a pre-packaged solution provided by NVIDIA running *DGX OS*, a variant of *Ubuntu 20.04.4 LTS*. The CPU consists of 64 cores, 128 threads, operating at a base clock of 2.25 GHz with a boost clock of 3.4GHz (AMD, 2022). There is 256MB of L3 cache and 512GB of DRAM available. Each of the A100 GPUs have 40GB of VRAM and support up to 8 MIG instances with at least 5 GB of memory per instance (see Section 2.1.3).

#### 3.2 Metrics

The goal of this paper is to investigate the performance of different GPU collocation techniques instead of improving the accuracy of models for a particular use case. Therefore, the set of metrics we focus on are related to how the model training interacts with and gets impacted by the GPU resources and their management.

**Time per epoch** is the time it takes to finish a single epoch of training for a particular model. GPUS are used in deep learning in order to reduce training time by exploiting the embarrassingly parallel nature of most deep learning computations. Therefore, time per epoch is the most fundamental metric to look at in our study. We obtain the time per epoch by dividing training time by the total number of epochs we use to train the models.

**GPU utilization** shows the fraction of time any portion of the graphics or compute engines were active. We are interested in observing how active (and utilized) the whole GPU and, in MIG’s case, its respective instances are depending on the workload executed and collocation mechanism used. We use *GRAC*, Graphics Engine Activity, reported by the Data Center GPU Manager (dcm) (NVIDIA, 2022b) as the GPU utilization. Since *nvidia-smi* (NVIDIA) does not provide measurements for MIG instances, we use *dcm* to collect this metric, which is reported as a percentage.

**Memory footprint** is the total memory space (in GB) allocated by all of the collocated models on the GPU. This metric is especially crucial for reasoning about the failed collocation attempts. For naïve collocation and MPS, in order

Table 1. Models & Datasets

Workload	Dataset	#Parameters	Size
ResNet26_v2	Cifar10	17M	small
ResNet50_v2	ImageNet64	24M	medium
ResNet152_v2	ImageNet	59M	large
EfficientNet_v2_s	Cifar10	22M	small
EfficientNet_v2_s	ImageNet64	22M	medium
EfficientNet_v2_s	ImageNet	22M	large
CaiT_xxs24_224	ImageNet	12M	large

to collocate multiple model training runs the available GPU memory must be able to accommodate the memory footprint for the collocated runs, since the GPU memory is shared across the runs (Section 2.1). For MIG (Section 2.1.3), the memory available per instance needs to be large enough to accommodate the memory footprint of the run mapped to that instance. We use *nvidia-smi* to collect the memory consumption for the whole GPU, since *dcm* reports memory bandwidth utilization, *DRAMA*, but not memory consumption. This means that in the case of MIG, we can not measure memory consumption for individual instances.

The memory footprint of a model may slightly increase after each epoch if there is still available GPU memory due to lazy garbage collection. We, therefore, report the memory consumption during the first epoch training to reason about the absolutely necessary memory space requirement for each workload.

#### 3.3 Models & Datasets

Deep learning achieves state-of-the-art models for a variety of use cases such as speech recognition, image classification, sentiment analysis, etc. To scope our experimental analysis, we focus on image classification while diversifying the complexity, size, and type of the models and datasets we experiment with. Table 1 lists models and the datasets used for training each of the models.

##### 3.3.1 Models

We selected three model architectures in order to represent a range of image classification models.

**ResNetv2** is a deep convolutional neural network that has been around since 2016 (He et al., 2016a;b). In addition to being a popular choice for image classification and segmentation, ResNets (Minaee et al., 2021; Schmarje et al., 2021) can be scaled up and down in size, which makes them ideal for benchmarking over varying hardware resources. This helps with creating workloads of varying sizes for testing the different workload collocation options, especially the different MIG partitions. We train ResNet26v2, ResNet50v2, and ResNet152v2 models to create *small*, *medium*, and *large* workloads, respectively. The ResNet model sizes corre-



spond to our dataset sizes (see Section 3.3.2 for details). The larger ResNet models have more layers and parameters. The medium model has significantly more parameters as the small one, and the large model has about twice the number of the medium model.

**EfficientNetv2** is a recent convolutional neural network (Tan & Le, 2021) for image classification. EfficientNetv2’s architecture is focused on delivering high performance while limiting size of the model. In order to satisfy memory constraints on a single GPU, we exclusively train the small version of EfficientNetv2. We train the network on all three datasets to create *small*, *medium*, and *large* workloads.

**CaiT** is a visual transformer model. Unlike many other transformers for image classification, CaiT achieves high performance without the need of external data (Touvron et al., 2021). We use the *xxs*-sized CaiT to satisfy memory constraints on the GPUs in our system (Section 3.1). Since most transformer model architectures for image classification start at a relatively large size compared to their convolutional counterparts, we only create *large* workload with CaiT training it on the largest dataset.

### 3.3.2 Datasets

To help creating workloads of different sizes, we determined three different datasets varying in size.

For our *small* dataset we have CIFAR-10 (Krizhevsky, 2009), containing 60,000 labeled  $32 \times 32$  pixel images divided over 10 classes. The dataset is split into 50,000 training images and 10,000 test images.

Our *medium* dataset is a downsampled version of the ImageNet2012 dataset called ImageNet64 $\times$ 64 (Chrabaszcz et al., 2017). We will refer to this dataset as ImageNet64. ImageNet2012 is a collection of 1,431,167 labeled images from 1,000 different classes. The dataset is split into 1,281,167 training images, 50,000 validation images, and 100,000 test images. Unlike CIFAR-10, the dataset is not balanced and the images are not all uniform in size. The increase in dataset size means that it will not fit on the GPU in its entirety. This will likely induce additional overhead due to having to manage batches on the GPU while the model is training.

For our *large dataset* we took the unmodified ImageNet2012 (Russakovsky et al., 2015), referred to as ImageNet. Every picture is resized to  $224 \times 224$  using the *nearest pixel* interpolation method in order to conform with the size of images used in the original ResNet specification (He et al., 2016a). Loading all of ImageNet into memory is impossible due to its exceedingly large size (greater than 100GB).

## 3.4 Experiments

We devise experiments with varying dataset sizes and models to assess the performance of collocating deep learning training under different loads.

We orchestrate the execution of the workloads via a custom framework built on top of the machine learning platform MLflow (mlf). This allows running the experiments in a systematic and controlled way. We create workloads containing either a single or collocated model(s). Workloads are automatically executed in sequence by the framework. Models are executed in controlled conda environments. Any setup requirements for MIG partitioning and the MPS daemon are performed before training. The GPUs are cleaned after every workload, removing any previous configurations such as MIG partitions. The framework comes with a set of listeners that automatically take measurements while the models are training. In this case, every model has a DCGMI and NVIDIA-SMI listener bundled with it Section 3.2. We use the models from the TIMM library (Wightman, 2019) using PyTorch (Paszke et al., 2019).

We default to a batch size of 128 for most of our experiments. We additionally train the *ResNetv2* models on a batch size of 32. We limit the training time to 5 epochs. Based on our preliminary experiments with some of the large, hence longer-running, models and dataset, we observed that the behavior of time-per-epoch, GPU utilization, and memory consumption (Section 3.2) does not drastically change from epoch to epoch. Therefore, training the models for 5 epochs provides representative information for our study.

We determine several model training collocation options following the available MIG profiles:

- One model: MIG 7g.40gb or 4g.20gb
- Two models: MIG 3g.20gb
- Three models: MIG 2g.10gb
- Seven models: MIG 1g.5gb

These are based on the maximum possible instances that can be configured for a given MIG profile and collocate that many models in parallel. We also create the corresponding collocation experiment for the non-MIG collocation methods (Section 2.1) to compare against MIG. For example, for the 1g.5gb profile, there can be a maximum of 7 MIG instances present on the GPU at the same time allowing for 7 models to be trained in parallel, each model on an instance. We contrast this setup with training 7 models in parallel using naïve collocation and MPS. We initially perform experiments while collocating the same model training. Based on the results, we also create collocation experiments with mixed sets of ResNet models.

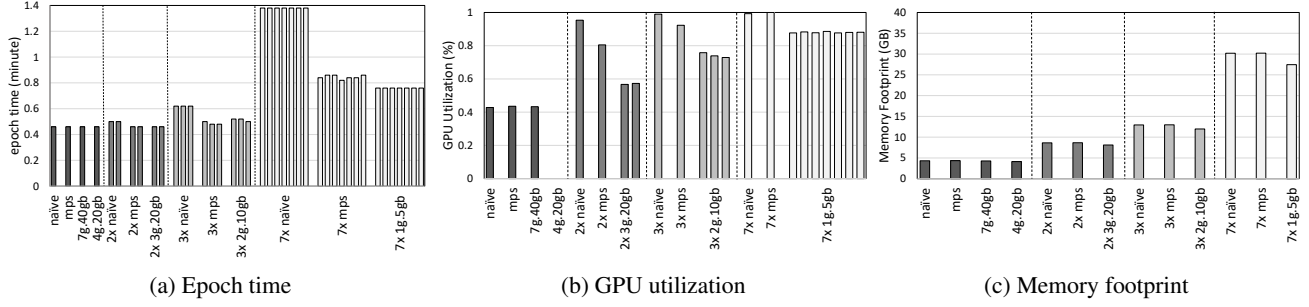


Figure 3. Small: ResNet26 + Cifar10 (batch size = 32).

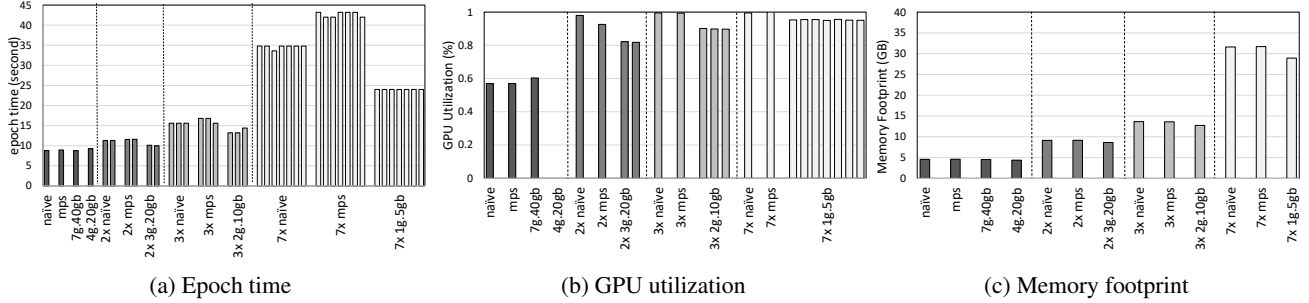


Figure 4. Small: ResNet26 + Cifar10 (batch size = 128).

It should be noted that the 7g . 40gb and 4g . 20gb profiles do not allow for any parallel instances of the same size since there are not enough compute or memory instances for this distribution. The experiment with the full MIG profile, 7g . 40gb, as well as MPS without collocation, has the purpose to explore possible alterations of performance when these respective technologies for a GPU are enabled, in comparison to a case where they are not. Lastly, GPU utilization reporting for the 4g . 20gb profile is absent from our results due to DCGM not reporting anything for this profile. However, we expect that its utilization will be closer to the one reported for the 3g . 20gb profile. We assume this is a bug in DCGM when reporting for MIG, since MIG is a relatively new technology with toolsets still maturing.

## 4 RESULTS

Figures 3-10 illustrate the results for each model and dataset combination we ran (listed in Table 1). Each figure focuses on the results from a particular model and dataset combination. Bars that are grouped together form one collocated workload being models trained in parallel. We separate the different degrees of collocation with dotted vertical lines. The four non-collocated cases, no parallel model runs, are the first four bars and form our baselines. We omit the figures for two of the large model and dataset combinations: (1) Resnet152 with batch size 128 and ImageNet and (2) EfficientNet with ImageNet. These two cases were too large to allow for any collocation; they ran out of memory on the

GPU for all collocation mechanisms even when training two models in parallel.

Sections 4.1-4.3 present the results each focusing on a metric we collect (Section 3.2), respectively. Finally, Section 4.4 presents the findings of the collocation runs using mixed-set of model and dataset combinations.

### 4.1 Time per Epoch

As mentioned in Section 3.2, time per epoch is our main performance metric when comparing the effectiveness of different collocation methods. The rest of the metrics are the helper metrics for explaining certain trends in time per epoch results.

First thing we would like to check is whether enabling MPS daemon or MIG partitions introduce any visible overheads. Looking at the first four bars of Figures 3(a)-10(a), we can see that there is little variation between the four non-collocated workloads: naive, mps, 7g.40gb, 4g.20gb. This indicates that there is non-negligible overhead of having MPS or MIG enabled over the naive case. On the other hand, we see the impact of smaller available memory in 4g . 20gb MIG instance as the workloads get larger. In Figures 7(a)-10(a), the single training run exhibits a larger time per epoch on the 4g . 20gb instance.

Next is examining the collocated runs. If we compare across the different collocation mechanisms on Figures 3(a)-10(a), the overall trend is that MIG-based collocation performs

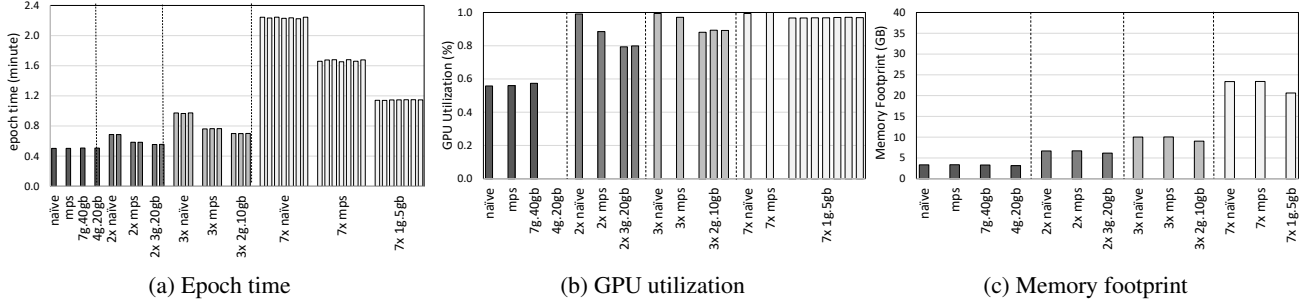


Figure 5. Small: EfficientNet\_s + Cifar10 (batch size = 128).

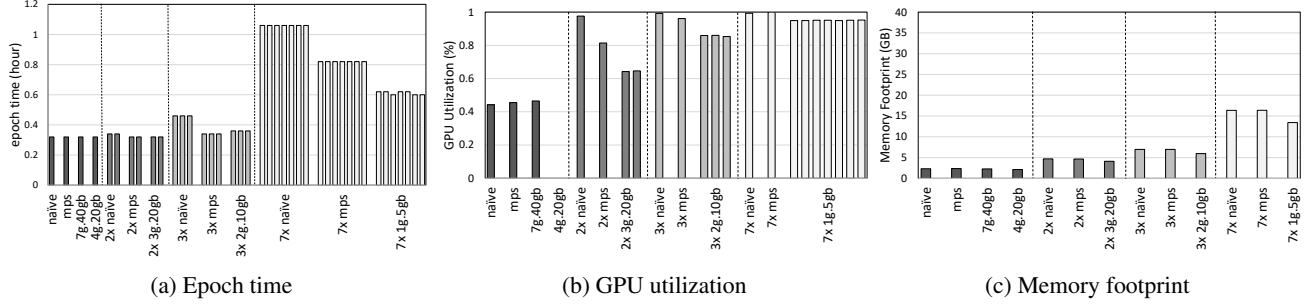


Figure 6. Medium: ResNet50 + ImageNet64 (batch size = 32).

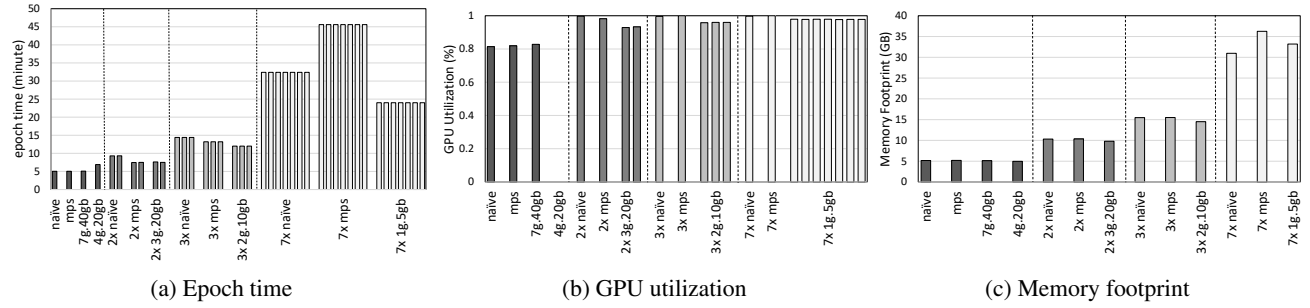


Figure 7. Medium: ResNet50 + ImageNet64 (batch size = 128).

better as the degree of parallelism increases (from 2 to 3 to 7). For the lower degrees of collocation, MIG either performs similarly to naïve collocation or MPS or performs slightly worse than MPS leading to a longer time to accuracy. With the exception of ResNet runs with batch size 128 (Figures 4(a)&7(a)), naïve collocation has the worst performance. For ResNet runs with batch size of 128 and 7-way collocation, MPS suffers to automatically manage the GPU resources for all the 7 collocated training runs. With ResNet’s embarrassingly parallel nature and the larger batch size allowing even more parallelism, the utilization of the GPU compute resources is extremely high for these scenarios as demonstrated by Figures 4(b)&7(b). This results in a resource management challenge for MPS daemon, similarly to a OS scheduling thrashing scenario when a CPU is heavily loaded.

As expected, collocation has impact on the performance of

a single model training. Except for 2-way collocation with our smallest workload (Figure 3), training more models in parallel increases the time to finish training a model regardless of the collocation mechanism being used, and as the degree of collocation increases so is the training time. On the other hand, multiple models finish training concurrently, which increases training throughput. For example, except for the large workloads, 2-way collocation delivers two models in roughly the same time as no-collocation delivers one model. 3-way collocation with MPS and MIG leads to a 5-12%, 50-160%, 40-90% increase in time per epoch compared to non-collocated case for ResNet with batch size 32 (Figures 3(a)&6(a)), ResNet with batch size 128 (Figures 4(a)&7(a)), and EfficientNet (Figures 5(a)&8(a)), respectively, while delivering three model training runs instead of one. 7-way collocation with MPS and MIG only increases the runtime 60-80% for our smallest workload

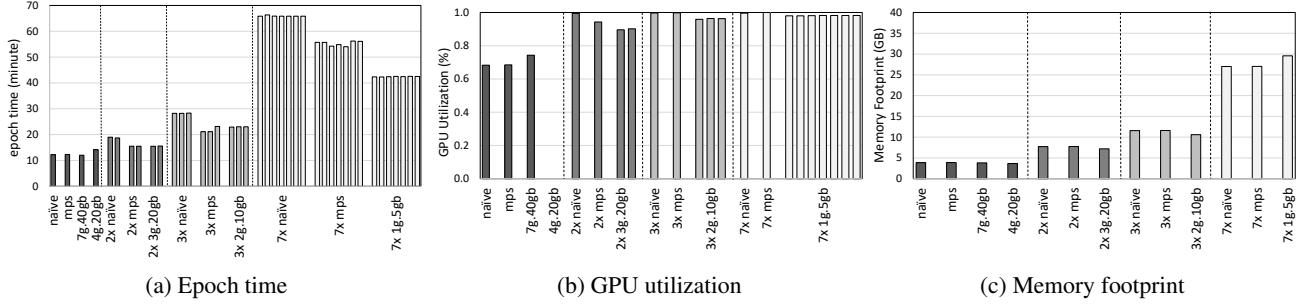


Figure 8. Medium: EfficientNet.s + ImageNet64 (batch size = 128).

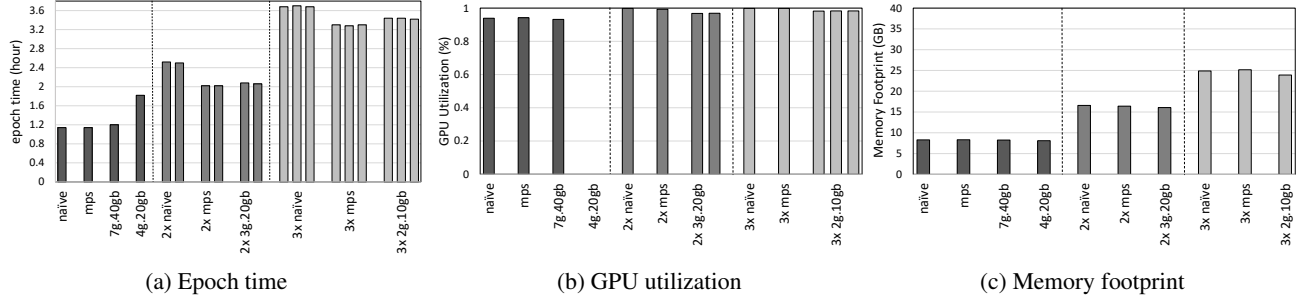


Figure 9. Large: ResNet152 + ImageNet (batch size = 32).

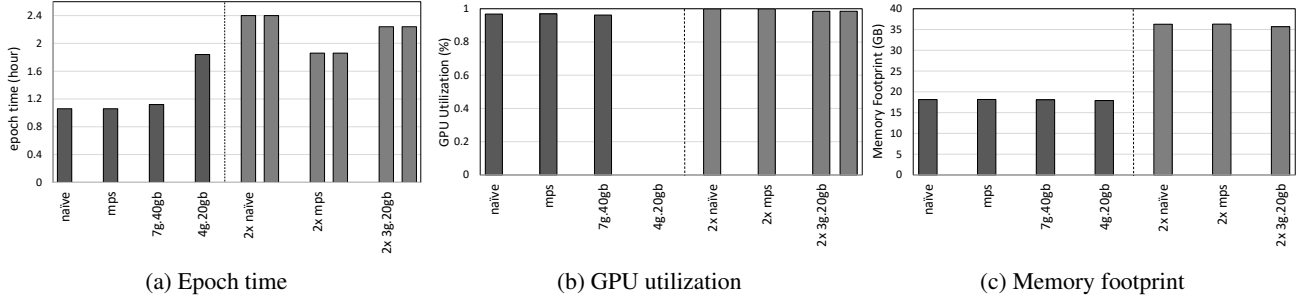


Figure 10. Large: CaiT + ImageNet (batch size = 128).

(Figure 3), while training 7 models in parallel.

These results clearly show that collocation is valuable when a single training run is not large enough for the available GPU compute and memory resources; e.g., the *small* and *medium* cases. However, the picture shifts considerably with the large workloads (Figures 9&10). We no longer see considerable improvements for the collocated runs. Time per epoch takes roughly as long as training the models in sequence without collocation. Additionally, 7-way collocation becomes impossible due to memory constraints. As mentioned above, some large cases couldn't even run due to memory constraints even for 2-way collocation.

## 4.2 GPU Utilization

Observing GPU utilization on Figures 3(b)-10(b) helps us understand when collocation benefits and when it doesn't. In

general, the lower the GPU utilization for the non-collocated scenarios, the higher the benefits of collocation. Please note that the utilization % reported for MIG is with respect to the available compute resources in corresponding MIG instances, while results for naive and MPS depict the whole GPU utilization.

Starting with the small workloads (ResNet26 with batch size 32 in Figure 3b), we can see that non-collocated runs do not fully utilize the graphics engine. Collocation massively increases the utilization with naive collocation approaching full utilization even in the case of 2-way collocation. MIG never saturates the graphics engine in the small workloads, not even with 7-way collocation. Most of the patterns seen in the small case are present in the medium ResNet case (Figure 6b) as well. The utilization is notably higher, with MIG 7-way collocation (1g. 5gb) approaching full utilization. The results for large ResNet (Figure 9b) notably deviates



from these two experiments. The non-collocated runs approach full utilization and the collocated runs over-saturate the graphics engine leading to diminishing returns in terms of time per epoch with collocation (Section 4.1).

As we increase the batch size from 32 to 128 for ResNet, GPU utilization also increases to 60% and 80% for small (Figure 4b) and medium (Figure 7b) cases, respectively. The GPU utilization of collocation with MPS is especially reaches almost 100% causing MPS daemon (Section 2.1.2) to struggle when it comes to managing the splitting of the compute resources across the collocated runs (Section 4.1).

As in the case of time per epoch results, the GPU utilization of EfficientNet (Figures 5b&8b) is similar to the results of ResNet with batch size 32. There is a big jump in utilization from non-collocation to collocation. Naïve collocation and MPS have high utilization when collocating, with naïve saturating even in the case of 2-way collocation. MIG-based collocation, however, never reaches 100% utilization.

Finally, for CaiT (Figure 10b), there is little variety in the GPU utilization across different cases. Every case achieves almost full utilization, while naturally the collocated workloads exhibit higher utilization than non-collocated ones.

### 4.3 Memory Footprint

The memory footprint of model training on GPU is crucial to keep track of especially when determining what to colocate and what not to colocate. As we have seen in the previous two sections, when there is high utilization of compute resources on a GPU, the collocated runs can still make forward progress even if there may not be benefits to collocating. On the other hand, when there is not enough memory available for the aggregate memory footprint of the collocated training runs, then these runs crash for each collocation method.

Figures 3(c)-10(c) report the aggregate memory footprint on the GPU for different collocation methods for each workload. They demonstrate that the increase in memory footprint with collocation is proportional to the degree of collocation. 2-way, 3-way, 7-way collocation result in roughly two, three, and seven times the memory footprint of no collocation, respectively. This is an expected result as we aren't doing any special tricks to share the data across the collocated runs in the scope of this study even though all the collocated runs use the same training data.

On the other hand, the memory footprint under collocated MIG instances increase slightly less than the other collocation methods. We expect this to be a result of the PyTorch framework realizing the smaller available memory in the MIG instances smaller than 7g.40gb and allocating an overall reduced memory space or garbage-collecting more often. For naïve and MPS methods, the entire GPU memory

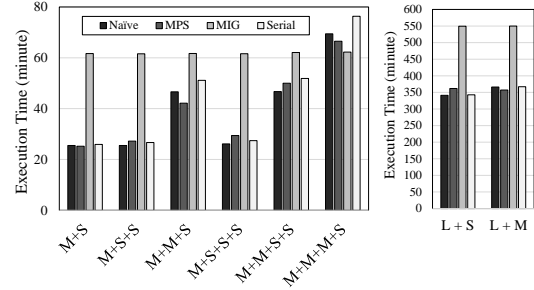


Figure 11. Total time for training with (naïve, MPS, MIG) & without (serial) collocation. Collocation runs with mixed-size ResNet models and datasets. S = Small = ResNet26 + Cifar10 (batch size = 128), M = Medium = ResNet50 + ImageNet64 (batch size = 128), L = Large = ResNet152 + ImageNet (batch size = 32). For MIG-based collocation, S, M, and L run on 1g.5gb, 2g.10gb, and 3g.20gb, respectively. Everything trained for 5 epochs.

is shared across the collocated training runs. Therefore, the PyTorch framework assumes the entire 40GB GPU memory is available to be used for all collocated runs. Section 4.2 highlights a similar behavior for GPU utilization with MIG, i.e., the increase in utilization under MIG-based collocation is less pronounced compared to the increase under other collocation mechanisms. This can explain the overall better collocation results with MIG as the degree of collocation increases. Thanks to separation of both compute and memory resources, with MIG-based collocation the GPU resources are less stressed.

### 4.4 Mixed Workloads

The results presented so far focused on homogeneous collocation scenarios. Such cases can be extremely useful in practice when a data scientist is performing hyper-parameter tuning to come up with the ideal set of parameters for a model repeatedly running the same model with different set of parameters. On the other hand, there is also value to investigate non-homogeneous workload collocation scenarios to observe what happens when individual training runs do not stress the GPU equally.

Based on how different sizes of training runs behave in our previous experiments, we select combinations of small, medium, and large ResNet models with corresponding dataset sizes to colocate for the heterogeneous runs.<sup>1</sup> ResNet26 (small) and ResNet50 (medium) models are trained with batch size of 128 on the Cifar10 (small) and ImageNet64 (medium) datasets, respectively. ResNet156 (large) model is trained with a batch size of 32 on the ImageNet (large) dataset. In the case of MIG-based collocation, small, medium, and large runs use 1g.5gb, 2g.10gb, and 3g.20gb, respectively. We opted to keep a static MIG con-

<sup>1</sup>Picking the ideal set of combinations for these runs is outside of the scope of this paper.

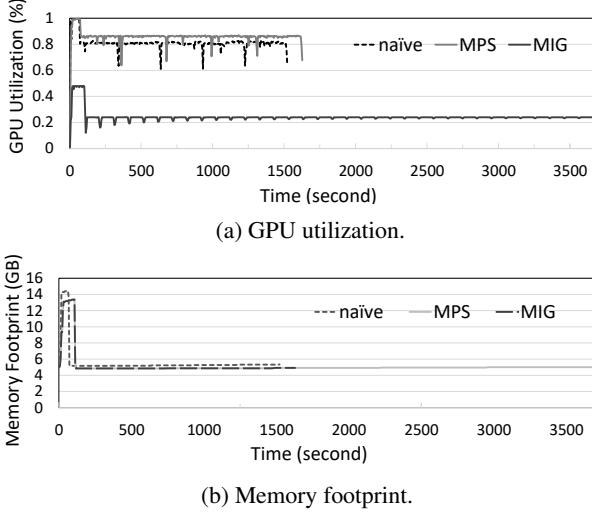


Figure 12. GPU utilization and memory footprint over time for M+S+S run from Figure 11.

figuration while testing heterogeneous collocation since in a real-world scenario, e.g., in a data center, the MIG partitions would already be set and repartitioning after each training run could be impractical.

Figure 11 has the total execution time for training the collocated models for 5 epochs using the different collocation methods in comparison to training them back to back, *serial*, without collocation. We see that the benefits of collocation greatly vary across workloads. For small workloads such as "M+S" and "M+S+S", naïve collocation and MPS provide a large benefit by training the small model without impacting the medium one. MIG performs significantly worse for these kinds of workloads as the resources available to the medium model are limited even after the small model finishes. On the other hand, increasing the workload, e.g. "M+M+M+S", makes MIG the fastest option for collocation. This is in line with conclusions in Section 4.1. MIG shows higher benefits when the workload is heavier (2-way collocation vs 7-way). In the case of "M+M+M+S", all MIG instances of the GPU are utilized. Note that there is little difference in the execution time achieved by MIG across any of the non-large workloads. MIG provides a strong separation among the collocated models, and the resources available to these medium models are identical under MIG.

As discussed in Section 4.2, the large model runs can utilize most of the GPU on their own. "L+S" and "L+M" corroborate this earlier finding as collocation offers little benefit in these cases. MIG performs significantly worse than the other options as the resource availability of the large model is locked even after the small and medium models finish their execution.

In Figure 12a and Figure 12b, we dive deeper into the

"M+S+S" workload to observe how the GPU utilization and memory footprint changes over time during collocated runs with naïve, MPS, and MIG. Both the GPU utilization and the memory footprint is much higher in the beginning as all three models are training. Then the values drop off quickly once the small models are done. MIG achieves much lower GPU utilization than the other methods as smaller part of the GPU is used. In contrast, the memory footprint follows a similar trend for all collocation strategies.

## 5 SUMMARY & CONCLUSION

In this paper, we did a performance characterization on a modern GPU device that has support for multiple means of GPU collocation: naïve, MPS, and MIG. We focused on deep learning training for image recognition as our workload during this study.

Our results demonstrate that GPU collocation is most useful for small and medium-sized workloads that cannot fully saturate the whole GPU. Although per-model training is overall slower, more work can be done per unit of time by executing workloads in parallel, which utilizes the GPU resources more effectively and increases the training throughput. MIG allows collocation without causing interference across the collocated model training runs. This gives MIG advantage over MPS and naïve collocation when the collocated workload reaches almost the saturation point in terms of GPU's resources.

On the other hand, MIG also requires a rigid setup: GPU has to be partitioned beforehand and one has to know what the exact partition sizes must be. If the workload across the partition instances are imbalanced / heterogeneous, the runs that finish early will leave some instances idle unless there is other work that could be allocated over those instances. Naïve collocation and MPS, on the other hand, can utilize the resources released by the finished work, increasing the training performance of models that require more time to train.

Nevertheless, our results highlight that MIG, even though still maturing, is a promising technology for workload collocation on GPUs. In this work, we limited our focus on training using one GPU, since MIG doesn't allow distributed training. Observing naïve collocation, MPS, and MIG while running other workloads on other GPUs on the same device would be interesting for future work. In a data center setting, many workloads can be co-located not only on the same GPU but also on the same server. Furthermore, investigating collocation for model training for different deep learning applications, such as speech recognition, would also be an interesting future direction.

## REFERENCES

- GPU Pro Tip: CUDA 7 Streams Simplify Concurrency. <https://developer.nvidia.com/blog/gpu-pro-tip-cuda-7-streams-simplify-concurrency/>. Accessed: 2022-10-21.
- An open source platform for the machine learning lifecycle. <https://mlflow.org/>. Accessed: 2022-10-24.
- AMD. AMD EPYC 7742. <https://www.amd.com/en/products/cpu/amd-epyc-7742>, 2022.
- Baunsgaard, S., Wrede, S. B., and Tözün, P. Training for Speech Recognition on Coprocessors. In *ADMS*, 2020.
- Belviranlı, M. E., Khorasani, F., Bhuyan, L. N., and Gupta, R. CuMAS: Data Transfer Aware Multi-Application Scheduling for Shared GPUs. In *Proceedings of the 2016 International Conference on Supercomputing, ICS '16*. Association for Computing Machinery, 2016.
- Chrabaszcz, P., Loshchilov, I., and Hutter, F. A Downsampled Variant of ImageNet as an Alternative to the CIFAR datasets. *CoRR arXiv*, 2017.
- Dai, H., Lin, Z., Li, C., Zhao, C., Wang, F., Zheng, N., and Zhou, H. Accelerate GPU Concurrent Kernel Execution by Mitigating Memory Pipeline Stalls. In *2018 IEEE International Symposium on High Performance Computer Architecture (HPCA)*, pp. 208–220, 2018.
- Darabi, S., Mahani, N., Baxishi, H., Yousefzadeh-Asl-Miandoab, E., Sadrosadati, M., and Sarbazi-Azad, H. NURA: A Framework for Supporting Non-Uniform Resource Accesses in GPUs. *Proc. ACM Meas. Anal. Comput. Syst.*, 6(1), feb 2022.
- Delimitrou, C. and Kozyrakis, C. Quasar: Resource-Efficient and QoS-Aware Cluster Management. In *ASPLOS*, pp. 127–144, 2014.
- He, K., Zhang, X., Ren, S., and Sun, J. Deep Residual Learning for Image Recognition. In *CVPR*, pp. 770–778, 2016a.
- He, K., Zhang, X., Ren, S., and Sun, J. Identity Mappings in Deep Residual Networks. *CoRR arXiv*, abs/1603.05027, 2016b.
- Hindman, B., Konwinski, A., Zaharia, M., Ghodsi, A., Joseph, A. D., Katz, R., Shenker, S., and Stoica, I. Mesos: A Platform for Fine-Grained Resource Sharing in the Data Center. In *NSDI*, pp. 295–308, 2011.
- Jeon, M., Venkataraman, S., Phanishayee, A., Qian, J., Xiao, W., and Yang, F. Analysis of Large-Scale Multi-Tenant GPU Clusters for DNN Training Workloads. In *2019 USENIX Annual Technical Conference (USENIX ATC 19)*, pp. 947–960, 2019.
- Koliosis, A., Watcharapichat, P., Weidlich, M., Mai, L., Costa, P., and Pietzuch, P. Crossbow: Scaling Deep Learning with Small Batch Sizes on Multi-GPU Servers. *PVLDB*, 12(11):1399–1412, 2019.
- Krizhevsky, A. Learning multiple layers of features from tiny images. Technical report, University of Toronto, 2009.
- Li, B., Gadepally, V., Samsi, S., and Tiwari, D. Characterizing Multi-Instance GPU for Machine Learning Workloads. In *2022 IEEE International Parallel and Distributed Processing Symposium Workshops (IPDPSW)*, pp. 724–731, 2022a.
- Li, B., Patel, T., Samsi, S., Gadepally, V., and Tiwari, D. MISO: Exploiting Multi-Instance GPU Capability on Multi-Tenant GPU Clusters. In *ACM SoCC*, 2022b.
- Minaee, S., Boykov, Y. Y., Porikli, F., Plaza, A. J., Kertarnavaz, N., and Terzopoulos, D. Image Segmentation Using Deep Learning: A Survey. *IEEE Transactions on Pattern Analysis and Machine Intelligence*, 44(7):3523–3542, 2021.
- Nikas, K., Papadopoulou, N., Giantsidi, D., Karakostas, V., Goumas, G., and Koziris, N. DICER: Diligent Cache Partitioning for Efficient Workload Consolidation. In *ICPP*, 2019.
- NVIDIA. NVIDIA System Management Interface. <https://developer.nvidia.com/nvidia-system-management-interface>.
- NVIDIA Multi-Instance GPU User Guide. NVIDIA, August 2021. <https://docs.nvidia.com/datacenter/tesla/mig-user-guide/>.
- NVIDIA. Multi-Process Service. Technical report, NVIDIA Corporation, 10 2022a. URL [https://docs.nvidia.com/deploy/pdf/CUDA\\_Multi\\_Process\\_Service\\_Overview.pdf](https://docs.nvidia.com/deploy/pdf/CUDA_Multi_Process_Service_Overview.pdf).
- NVIDIA. Data Center GPU Manager Documentation. Technical report, NVIDIA, March 2022b. <https://docs.nvidia.com/datacenter/dcgm/latest/dcgm-user-guide/>.
- Paszke, A., Gross, S., Massa, F., Lerer, A., Bradbury, J., Chanan, G., Killeen, T., Lin, Z., Gimelshein, N., Antiga, L., Desmaison, A., Kopf, A., Yang, E., DeVito, Z., Raison, M., Tejani, A., Chilamkurthy, S., Steiner, B., Fang, L., Bai, J., and Chintala, S. Pytorch: An imperative style, high-performance deep learning library. In *Advances in Neural Information Processing Systems 32*, pp. 8024–8035. 2019.

- Ravi, V. T., Becchi, M., Agrawal, G., and Chakradhar, S. Supporting GPU Sharing in Cloud Environments with a Transparent Runtime Consolidation Framework. *HPDC '11*, pp. 217–228. Association for Computing Machinery, 2011.
- Russakovsky, O., Deng, J., Su, H., Krause, J., Satheesh, S., Ma, S., Huang, Z., Karpathy, A., Khosla, A., Bernstein, M., Berg, A. C., and Fei-Fei, L. ImageNet large scale visual recognition challenge. *IJCV*, 115(3):211–252, 2015.
- Schmarje, L., Santarossa, M., Schroder, S.-M., and Koch, R. A Survey on Semi-, Self- and Unsupervised Learning for Image Classification. *IEEE Access*, 9:82146–82168, 2021.
- Tan, M. and Le, Q. V. Efficientnetv2: Smaller models and faster training. *CoRR*, abs/2104.00298, 2021. URL <https://arxiv.org/abs/2104.00298>.
- Touvron, H., Cord, M., Sablayrolles, A., Synnaeve, G., and Jégou, H. Going deeper with image transformers. In *Proceedings of the IEEE/CVF International Conference on Computer Vision*, pp. 32–42, 2021.
- Wang, S., Yang, P., Zheng, Y., Li, X., and Pekhimenko, G. Horizontally Fused Training Array: An Effective Hardware Utilization Squeezer for Training Novel Deep Learning Models. *Proceedings of Machine Learning and Systems*, 3:599–623, 2021.
- Wang, Z., Yang, J., Melhem, R., Childers, B., Zhang, Y., and Guo, M. Simultaneous Multikernel GPU: Multi-tasking throughput processors via fine-grained sharing. In *2016 IEEE International Symposium on High Performance Computer Architecture (HPCA)*, pp. 358–369, 2016.
- Wang, Z., Yang, J., Melhem, R., Childers, B., Zhang, Y., and Guo, M. Quality of service support for fine-grained sharing on GPUs. In *2017 ACM/IEEE 44th Annual International Symposium on Computer Architecture (ISCA)*, pp. 269–281, 2017.
- Weng, Q., Xiao, W., Yu, Y., Wang, W., Wang, C., He, J., Li, Y., Zhang, L., Lin, W., and Ding, Y. MLaaS in the Wild: Workload Analysis and Scheduling in Large-Scale Heterogeneous GPU Clusters. In *19th USENIX Symposium on Networked Systems Design and Implementation (NSDI 22)*, pp. 945–960. USENIX Association, April 2022. URL <https://www.usenix.org/conference/nsdi22/presentation/weng>.
- Wightman, R. PyTorch Image Models. <https://github.com/rwightman/pytorch-image-models>, 2019.
- Xu, Q., Jeon, H., Kim, K., Ro, W. W., and Annavaram, M. Warped-Slicer: Efficient Intra-SM Slicing through Dynamic Resource Partitioning for GPU Multiprogramming. In *2016 ACM/IEEE 43rd Annual International Symposium on Computer Architecture (ISCA)*, pp. 230–242, 2016.
- Yeung, G., Borowiec, D., Friday, A., Harper, R., and Garraghan, P. Towards GPU Utilization Prediction for Cloud Deep Learning. In *12th USENIX Workshop on Hot Topics in Cloud Computing (HotCloud 20)*. USENIX Association, July 2020. URL <https://www.usenix.org/conference/hotcloud20/presentation/yeung>.
- Zhao, X., Wang, Z., and Eeckhout, L. Classification-Driven Search for Effective SM Partitioning in Multitasking GPUs. In *Proceedings of the 2018 International Conference on Supercomputing*, pp. 65–75, 2018.