

Black-box Dataset Ownership Verification via Backdoor Watermarking

Yiming Li, Mingyan Zhu, Xue Yang, Yong Jiang, Tao Wei, and Shu-Tao Xia

Abstract—Deep learning, especially deep neural networks (DNNs), has been widely and successfully adopted in many critical applications for its high effectiveness and efficiency. The rapid development of DNNs has benefited from the existence of some high-quality datasets (*e.g.*, ImageNet), which allow researchers and developers to easily verify the performance of their methods. Currently, almost all existing released datasets require that they can only be adopted for academic or educational purposes rather than commercial purposes without permission. However, there is still no good way to ensure that. In this paper, we formulate the protection of released datasets as verifying whether they are adopted for training a (suspicious) third-party model, where defenders can only query the model while having no information about its parameters and training details. Based on this formulation, we propose to embed external patterns via backdoor watermarking for the ownership verification to protect them. Our method contains two main parts, including dataset watermarking and dataset verification. Specifically, we exploit poison-only backdoor attacks (*e.g.*, BadNets) for dataset watermarking and design a hypothesis-test-guided method for dataset verification. We also provide some theoretical analyses of our methods. Experiments on multiple benchmark datasets of different tasks are conducted, which verify the effectiveness of our method. The code for reproducing main experiments is available at <https://github.com/THUYimingLi/DVBW>.

Index Terms—Dataset Protection, Backdoor Attack, Data Privacy, Data Security, AI Security

I. INTRODUCTION

DEEP neural networks (DNNs) have been widely and successfully used in many mission-critical applications and devices for their high effectiveness and efficiency. For example, within a smart camera, DNNs can be used for identifying human faces [1] or pose estimation [2].

In general, high-quality released (*e.g.*, open-sourced or commercial) datasets [3], [4], [5] are one of the key factors in the prosperity of DNNs. Those datasets allow researchers and developers to easily verify their model effectiveness, which in turn accelerates the development of DNNs. Those datasets are valuable since the data collection is time-consuming and expensive. Besides, according to related regulations (*e.g.*, GDPR [6]), their copyrights deserve to be protected.

Yiming Li and Mingyan Zhu are with Tsinghua Shenzhen International Graduate School, Tsinghua University, Shenzhen, China (e-mail: liym18@mails.tsinghua.edu.cn, zmy20@mails.tsinghua.edu.cn).

Xue Yang is with School of Information Science and Technology, Southwest Jiaotong University, Chengdu, China (e-mail: xueyang@swjtu.edu.cn).

Yong Jiang, and Shu-Tao Xia are with Tsinghua Shenzhen International Graduate School, Tsinghua University, and also with the Research Center of Artificial Intelligence, Peng Cheng Laboratory, Shenzhen, China (e-mail: jiangy@sz.tsinghua.edu.cn, xiast@sz.tsinghua.edu.cn).

Tao Wei is with Ant Group, Hangzhou, Zhejiang, China (e-mail: lenx.wei@antgroup.com).

Corresponding Author(s): Xue Yang and Shu-Tao Xia.

In this paper, we discuss how to protect released datasets. In particular, those datasets are released and can only be used for specific purposes. For example, open-sourced datasets are available to everyone while most of them can only be adopted for academic or educational rather than commercial purposes. Our goal is to detect and prevent unauthorized dataset users.

Currently, there were some techniques, such as encryption [7], [8], [9], digital watermarking [10], [11], [12], and differential privacy [13], [14], [15], for data protection. Their main purpose is also precluding unauthorized users to utilize the protected data. However, these methods are not suitable to protect released datasets. Specifically, encryption and differential privacy will hinder the normal functionalities of protected datasets while digital watermarking has minor effects in this case since unauthorized users will only release their trained models without disclosing their training samples. How to protect released datasets is still an important open question. This problem is challenging because the adversaries can get access to the victim datasets. To the best of our knowledge, there is no prior work to solve it.

In this paper, we formulate this problem as an ownership verification, where defenders intend to identify whether a suspicious model is trained on the (protected) victim dataset. In particular, we consider the black-box setting, which is more difficult compared with the white-box one since defenders can only get model predictions while having no information about its training details and model parameters. This setting is more practical, allowing defenders to perform ownership verification even when they only have access to the model API. To tackle this problem, we design a novel method, dubbed dataset verification via backdoor watermarking (DVBW). Our DVBW consists of two main steps, including dataset watermarking and dataset verification. Specifically, we adopt the poison-only backdoor attacks [16], [17], [18] for dataset watermarking, inspired by the fact that they can embed special behaviors on poisoned samples while maintaining high prediction accuracy on benign samples, simply based on data modification. For the dataset verification, defenders can verify whether the suspicious model was trained on the watermarked victim dataset by examining the existence of the specific backdoor. To this end, we propose a hypothesis-test-guided verification.

Our main contributions can be summarized as follows:

- We propose to protect datasets by verifying whether they are adopted to train a suspicious third-party model.
- We design a black-box dataset ownership verification (*i.e.*, DVBW), based on the poison-only backdoor attacks and pair-wise hypothesis tests.

- We provide some theoretical insights and analyses of our dataset ownership verification.
- Experiments on benchmark datasets of multiple types of tasks (*i.e.*, image classification, natural language processing, and graph recognition) are conducted, which verify the effectiveness of the proposed method.

The rest of this paper is organized as follows: In the next section, we briefly review related works. After that, we introduce the preliminaries and define the studied problem. We introduce the technical details of our method in section IV. We conduct experiments on multiple benchmark datasets to verify our effectiveness in Section V. We compare our work with model ownership verification in Section VI and conclude this paper in Section VII at the end. We hope that our paper can provide a new angle of data protection, to preserve the interests of dataset owners and facilitate secure dataset sharing.

II. RELATED WORKS

A. Data Protection

Data protection has always been an important research area, regarding many aspects of data security. Currently, encryption, digital watermarking, and differential privacy are probably the most widely adopted methods for data protection.

Encryption [7], [8], [9] is the most classical protection method, which encrypts the whole or parts of the protected data. Only authorized users who have obtained the secret key can decrypt the encrypted data. Currently, there were also some empirical methods [19], [20], [21] that protect sensitive data information instead of data usage. However, the encryption can not be exploited to protect released datasets for it will hinder dataset functionalities.

Digital watermarking was initially used to protect image copyright. Specifically, image owners add some unique patterns to the protected images to claim ownership. Currently, digital watermarking is used for a wider range of applications, such as DeepFake detection [11] and image steganography [12]. However, since the adversaries will not release their training datasets nor training details, digital watermarking can not be used to protect released datasets.

Differential privacy [22], [14], [15] is a theoretical framework to measure and preserve the data privacy. Specifically, it protects the membership information of each sample contained in the dataset by making the outputs of two neighboring datasets indistinguishable. However, differential privacy requires manipulating the training process by introducing some randomness (*e.g.*, Laplace noises) and therefore can not be adopted to protect released datasets.

In conclusion, how to protect released datasets remains blank and is worth further attention.

B. Backdoor Attack

Backdoor attack is an emerging yet rapidly growing research area [23], where the adversaries intend to implant hidden backdoors into attacked models during the training process. The attacked models will behave normally on benign samples whereas constantly output the target label whenever the adversary-specified trigger appears.

Existing backdoor attacks can be roughly divided into three main categories, including poison-only attacks [17], [24], [25], training-controlled attacks [26], [27], [28], and model-modified attacks [29], [30], [31], based on the adversary's capacities. Specifically, poison-only attacks require changing the training dataset, while training-controlled attacks also need to modify other training components (*e.g.*, training loss); The model-modified attacks are conducted by modifying model parameters or structures directly. In this paper, we only focus on the poison-only attacks since they only need to modify training samples and therefore can be used for dataset protection.

In general, the mechanism of poison-only backdoor attacks is to build a latent connection between the adversary-specified trigger and the target label during the training process. Gu *et al.* proposed the first backdoor attack (*i.e.*, BadNets) targeting the image classification tasks [16]. Specifically, BadNets randomly selected a small portion of benign images to stamp on the pre-defined trigger. Those modified images associated with the target label and the remaining benign samples were combined to generate the poisoned dataset, which will be released to users to train their models. After that, many other follow-up attacks with different trigger designs [32], [33], [34] were proposed, regarding attack stealthiness and stability. Currently, there are also a few backdoor attacks developed outside the context of image classification [35], [36], [37]. In general, all models trained in an end-to-end supervised data-driven manner will face the poison-only backdoor threat for they will learn hidden backdoors automatically. Although there were many backdoor attacks, how to use them for positive purposes is left far behind and worth further exploration.

III. PRELIMINARIES AND PROBLEM FORMULATION

A. The Definition of Technical Terms

In this section, we present the definition of technical terms that are widely adopted in this paper, as follows:

- **Benign Dataset:** the unmodified dataset.
- **Victim Dataset:** the released dataset.
- **Suspicious Model:** the third-party model that may be trained on the victim dataset.
- **Trigger Pattern:** the pattern used for generating poisoned samples and activating the hidden backdoor.
- **Target Label:** the attacker-specified label. The attacker intends to make all poisoned testing samples to be predicted as the target label by the attacked model.
- **Backdoor:** the latent connection between the trigger pattern and the target label within attacked model.
- **Benign Sample:** the unmodified samples.
- **Poisoned Sample:** the modified samples used to create and activate the backdoor.
- **Benign Accuracy:** the accuracy of models in predicting benign testing samples.
- **Watermark Success Rate:** the accuracy of models in predicting watermarked testing samples.

We will follow the same definition in the remaining paper.

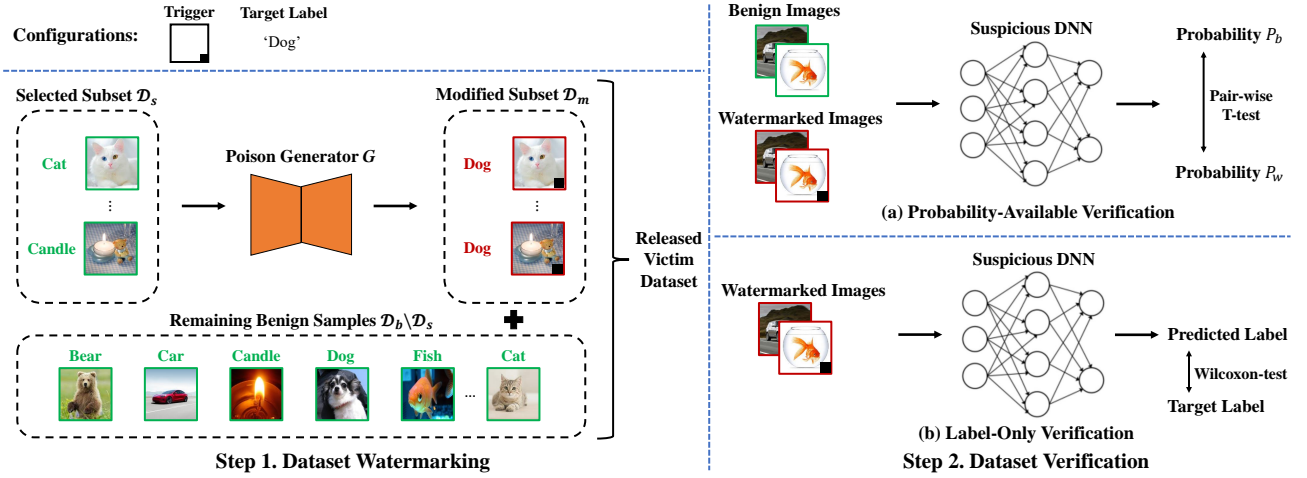


Fig. 1: The main pipeline of our method. In the first step, defenders will exploit poison-only backdoor attacks for dataset watermarking. In the second step, defenders will conduct dataset verification by examining whether the suspicious model contains specific hidden backdoors via hypothesis tests. In this paper, we consider two representative black-box scenarios, where defenders can obtain the predicted probabilities and only have the predicted labels, respectively.

B. The Main Pipeline of Deep Neural Networks (DNNs)

Deep neural networks (DNNs) have demonstrated their effectiveness in widespread applications. There were many different types of DNNs, such as convolutional neural networks [38], Transformer [39], and graph neural networks [40], designed for different tasks and purposes. Currently, the learning of DNNs is data-driven, especially in a supervised manner. Specifically, let $\mathcal{D} = \{(\mathbf{x}_i, y_i)\}_{i=1}^N$ ($\mathbf{x}_i \in \mathcal{X}, y_i \in \mathcal{Y}$) indicates the (labeled) training set, where \mathcal{X} and \mathcal{Y} indicate the input and output space, respectively. In general, all DNNs intend to learn a mapping function (with parameter θ) $f_\theta : \mathcal{X} \rightarrow \mathcal{Y}$, based on the optimization as follows:

$$\min_{\theta} \frac{1}{N} \sum_{i=1}^N \mathcal{L}(f_\theta(\mathbf{x}_i), y_i), \quad (1)$$

where $\mathcal{L}(\cdot)$ is a given loss function (*e.g.*, cross-entropy).

Once the model f_θ is trained, it can predict the label of ‘unseen’ sample \mathbf{x} via $f_\theta(\mathbf{x})$.

C. The Main Pipeline of Poison-only Backdoor Attacks

In general, poison-only backdoor attacks first generate the poisoned dataset \mathcal{D}_p , based on which to train the given model. Specifically, let y_t indicates the target label and $\mathcal{D}_b = \{(\mathbf{x}_i, y_i)\}_{i=1}^N$ ($\mathbf{x}_i \in \mathcal{X}, y_i \in \mathcal{Y}$) denotes the benign training set, where \mathcal{X} and \mathcal{Y} indicate the input and output space, respectively. The backdoor adversaries first select a subset of \mathcal{D}_b (*i.e.*, \mathcal{D}_s) to generate its modified version \mathcal{D}_m , based on the adversary-specified poison generator G and the target label y_t . In other words, $\mathcal{D}_s \subset \mathcal{D}_b$ and $\mathcal{D}_m = \{(\mathbf{x}', y_t) | \mathbf{x}' = G(\mathbf{x}), (\mathbf{x}, y) \in \mathcal{D}_s\}$. The poisoned dataset \mathcal{D}_p is the combination between \mathcal{D}_m and the remaining benign samples, *i.e.*, $\mathcal{D}_p = \mathcal{D}_m \cup (\mathcal{D}_b \setminus \mathcal{D}_s)$. In particular, $\gamma \triangleq \frac{|\mathcal{D}_m|}{|\mathcal{D}_p|}$ is called poisoning rate. Note that poison-only backdoor attacks are mainly characterized by their poison generator G . For example, $G(\mathbf{x}) = (1 - \alpha) \otimes \mathbf{x} + \alpha \otimes \mathbf{t}$, where $\alpha \in [0, 1]^{C \times W \times H}$, $\mathbf{t} \in \mathcal{X}$ is the trigger pattern, and \otimes is the element-wise product in the blended attack [32]; $G(\mathbf{x}) = \mathbf{x} + \mathbf{t}$ in the ISSBA [17].

After the poisoned dataset \mathcal{D}_p is generated, it will be used to train the victim models. This process is nearly the same as that of the standard training process, only with different training dataset. The hidden backdoors will be created during the training process, *i.e.*, for a backdoored model f_b , $f_b(G(\mathbf{x})) = y_t, \forall \mathbf{x} \in \mathcal{X}$. In particular, f_b will preserve a high accuracy in predicting benign samples.

D. Problem Formulation and Threat Model

In this paper, we focus on the dataset protection of classification tasks. There are two parties involved in our problem, including the adversaries and the defenders. In general, the defenders will release their dataset and want to protect its copyright; the adversaries target to ‘steal’ the released dataset for training their commercial models without permission from defenders. Specifically, let $\hat{\mathcal{D}}$ indicates the protected dataset containing K different classes and S denotes the suspicious model, we formulate the dataset protection as a verification problem that defenders intend to identify whether S is trained on $\hat{\mathcal{D}}$ under the black-box setting. The defenders can only query the model while having no information about its parameters, model structure, and training details. This is the hardest setting for defenders since they have very limited capacities. However, it also makes our approach the most pervasive, *i.e.*, defenders can still protect the dataset even if they only query the API of a suspicious third-party model.

In particular, we consider two representative verification scenarios, including probability-available verification and label-only verification. In the first scenario, defenders can obtain the predicted probability vectors of input samples, whereas they can only get the predicted labels in the second one. The latter scenario is more challenging for the defenders can get less information from the model predictions.

IV. THE PROPOSED METHOD

In this section, we first overview the main pipeline of our method and then describe its components in details.

A. Overall Procedure

As shown in Figure 1, our method consists of two main steps, including the (1) dataset watermarking and the (2) dataset verification. In general, we exploit poison-only backdoor attacks for dataset watermarking and design a hypothesis-test-guided dataset verification. The technical details of each step are described in following subsections.

B. Dataset Watermarking

Since defenders can only modify the released dataset and query the suspicious models, the only way to tackle the problem introduced in Section III-D is to watermark the benign dataset so that models trained on it will have defender-specified distinctive prediction behaviors. The defenders can verify whether the suspicious model has pre-defined behaviors to confirm whether it was trained on the protected dataset.

In general, the designed dataset watermarking needs to satisfy three main properties, as follows:

Definition 1 (Three Necessary Watermarking Properties). *Let f and \hat{f} denote the model trained on the benign dataset \mathcal{D} and its watermarked version $\hat{\mathcal{D}}$, respectively.*

- **ζ -Harmlessness:** *The watermarking should not be harmful to the dataset functionality, i.e., $BA(f) - BA(\hat{f}) < \zeta$, where BA denotes the benign accuracy.*
- **η -Distinctiveness:** *All models trained on the watermarked dataset $\hat{\mathcal{D}}$ should have some distinctive prediction behaviors (compared to those trained on its benign version) on watermarked data, i.e., $\frac{1}{|\mathcal{W}|} \sum_{\mathbf{x}' \in \mathcal{W}} d(\hat{f}(\mathbf{x}'), f(\mathbf{x}')) > \eta$, where d is a distance metric and \mathcal{W} is the set of watermarked data.*
- **Stealthiness:** *The dataset watermarking should not attract the attention of adversaries. For example, the watermarking rate should be small and the watermarked data should be natural to dataset users.*

As described in Section II-B, poison-only backdoor attacks can implant pre-defined backdoor behaviors without significantly influencing the benign accuracy, i.e., using these attacks can fulfill all previous requirements. Accordingly, in this paper, we explore how to adopt poison-only backdoor attacks to watermark datasets of different classification tasks for their copyright protection. The watermarking process is the same as the generation of the poisoned dataset described in Section III-C. More details about attack selection are in Section V.

C. Dataset Verification

Given a suspicious model $S(\cdot)$, the defenders can verify whether it was trained on their released dataset by examining the existence of the specific backdoor. Specifically, let \mathbf{x}' denotes the poisoned sample and y_t indicates the target label, the defenders can examine the suspicious model simply by the result of $S(\mathbf{x}')$. If $S(\mathbf{x}') = y_t$, the suspicious model is treated as trained on the victim dataset. However, it may be sharply affected by the randomness of selecting \mathbf{x}' . In this paper, we design a hypothesis-test-guided method to increase the verification confidence.

Algorithm 1 Probability-available dataset verification.

- 1: **Input:** benign dataset $\mathcal{D} = \{(\mathbf{x}_i, y_i)\}_{i=1}^N$, sampling number m , suspicious model f , poison generator G , target label y_t , alternative hypothesis H_1
 - 2: Sample a data list $\mathbf{X} = [\mathbf{x}_i | y_i \neq y_t]_{i=1}^m$ from \mathcal{D}
 - 3: Obtain the watermarked version of \mathbf{X} (i.e., \mathbf{X}') based on $\mathbf{X}' = [G(\mathbf{x}_i)]_{i=1}^m$
 - 4: Obtain the probability list $\mathbf{P}_b = [f(\mathbf{x}_i)_{y_t}]_{i=1}^m$
 - 5: Obtain the probability list $\mathbf{P}_w = [f(G(\mathbf{x}_i))_{y_t}]_{i=1}^m$
 - 6: Calculate p-value via PAIR-WISE-T-TEST($\mathbf{P}_b, \mathbf{P}_w, H_1$)
 - 7: Calculate ΔP via AVERAGE($\mathbf{P}_w - \mathbf{P}_b$)
 - 8: **Output:** ΔP and p-value
-

In particular, as described in Section III-D, we consider two representative black-box scenarios, including probability-available verification and label-only verification. In this paper, we designed different verification methods for them, based on their characteristics, as follows:

1) *Probability-Available Verification:* In this scenario, the defenders can obtain the predicted probability vectors of input samples. To examine the existence of hidden backdoors, the defenders only need to verify whether the posterior probability on the target class of watermarked samples is significantly higher than that of benign testing samples, as follows:

Proposition 1. *Suppose $f(\mathbf{x})$ is the posterior probability of \mathbf{x} predicted by the suspicious model. Let variable \mathbf{X} denotes the benign sample with non-targeted label and variable \mathbf{X}' is its watermarked version (i.e., $\mathbf{X}' = G(\mathbf{X})$), while variable $\mathbf{P}_b = f(\mathbf{X})_{y_t}$ and $\mathbf{P}_w = f(\mathbf{X}')_{y_t}$ indicate the predicted probability on the target label y_t of \mathbf{X} and \mathbf{X}' , respectively. Given the null hypothesis $H_0 : \mathbf{P}_b + \tau = \mathbf{P}_w$ ($H_1 : \mathbf{P}_b + \tau < \mathbf{P}_w$) where the hyper-parameter $\tau \in [0, 1]$, we claim that the suspicious model is trained on the watermarked dataset (with τ -certainty) if and only if H_0 is rejected.*

In practice, we randomly sample m different benign samples with non-targeted label to conduct the (one-tailed) pair-wise T-test [41] and calculate its p-value. The null hypothesis H_0 is rejected if the p-value is smaller than the significance level α . Besides, we also calculate the *confidence score* $\Delta P = \mathbf{P}_w - \mathbf{P}_b$ to represent the verification confidence. The larger the ΔP , the more confident the verification. The main verification process is summarized in Algorithm 1.

2) *Label-Only Verification:* In this scenario, the defenders can only obtain predicted labels. As such, in this case, the only way to identify hidden backdoors is to examine whether the predicted label of watermarked samples (whose ground-truth label is not the target label) is the target label, as follows:

Proposition 2. *Suppose $C(\mathbf{x})$ is the predicted label of \mathbf{x} generated by the suspicious model. Let variable \mathbf{X} denotes the benign sample with non-targeted label and variable \mathbf{X}' is its watermarked version (i.e., $\mathbf{X}' = G(\mathbf{X})$). Given the null hypothesis $H_0 : C(\mathbf{X}') \neq y_t$ ($H_1 : C(\mathbf{X}') = y_t$) where y_t is the target label, we claim that the model is trained on the watermarked dataset if and only if H_0 is rejected.*




Fig. 2: The examples of benign and watermarked images generated by BadNets and the blended attack on CIFAR-10 and ImageNet dataset. The trigger areas are indicated in the red box.

Algorithm 2 Label-only dataset verification.

- 1: **Input:** benign dataset $\mathcal{D} = \{(\mathbf{x}_i, y_i)\}_{i=1}^N$, sampling number m , suspicious model C , poison generator G , target label y_t , alternative hypothesis H_1
 - 2: Sample a subset $\mathbf{X} = \{\mathbf{x}_i | y_i \neq y_t\}_{i=1}^m$ from \mathcal{D}
 - 3: Obtain the watermarked version of \mathbf{X} (*i.e.*, \mathbf{X}') based on $\mathbf{X}' = \{G(\mathbf{x}) | \mathbf{x} \in \mathbf{X}\}$
 - 4: Obtain the predicted label of \mathbf{X}' via $L = \{C(\mathbf{x}) | \mathbf{x} \in \mathbf{X}'\}$
 - 5: Calculate p-value via WILCOXON-TEST(L, y_t, H_1)
 - 6: **Output:** p-value
-

In practice, we randomly sample m different benign samples with non-targeted label to conduct the Wilcoxon-test [41] and calculate its p-value. The null hypothesis H_0 is rejected if the p-value is smaller than the significance level α . The main verification process is summarized in Algorithm 2. In particular, due to the mechanism of Wilcoxon-test, we recommend users set y_t near $K/2$ under the label-only setting. If y_t is too small or too large, our DVBW may fail to detect dataset stealing when the watermark success rate is not sufficiently high.

D. Theoretical Analysis of Dataset Verification

In this section, we provide some theoretical insights and analyses to discuss under what conditions our dataset verification can succeed, *i.e.*, reject the null hypothesis at the significance α . In this paper, we only provide the analysis of probability-available dataset verification since its statistic is directly related to the watermark success rate (WSR). In the cases of label-only dataset verification, we can hardly build a direct relationship between WSR and its statistic that requires calculating the rank over all samples. We will further explore its theoretical foundations in our future work.

Theorem 1. *Let $f(\mathbf{x})$ is the posterior probability of \mathbf{x} predicted by the suspicious model, variable \mathbf{X} denotes the benign sample with non-target label, and variable \mathbf{X}' is the watermarked version of \mathbf{X} . Assume that $P_b \triangleq f(\mathbf{X})_{y_t} < \beta$. We claim that dataset owners can reject the null hypothesis H_0 of probability-available verification at the significance level α , if the watermark success rate W of f satisfies that*

$$\sqrt{m-1} \cdot (W - \beta - \tau) - t_{1-\alpha} \cdot \sqrt{W - W^2} > 0, \quad (2)$$

where $t_{1-\alpha}$ is the $(1-\alpha)$ -quantile of t -distribution with $(m-1)$ degrees of freedom and m is the sample size of \mathbf{X} .

In general, Theorem 1 indicates that (1) our probability-available dataset verification can succeed if the WSR of the suspicious model f is higher than a threshold (which is not necessarily 100%), (2) dataset owners can claim the ownership with limited queries to f if the WSR is high enough, and (3) dataset owners can decrease the significance level of dataset verification (*i.e.*, α) with more samples. In particular, the assumption of Theorem 1 can be easily satisfied by using benign samples that can be correctly classified with high confidence. Its proof is included in our appendix.

V. EXPERIMENTS

In this section, we evaluate the effectiveness of our method on different classification tasks and discuss its properties.

A. Evaluation Metrics

Metrics for Dataset Watermarking. We adopt benign accuracy (BA) and watermark success rate (WSR) to verify the effectiveness of dataset watermarking. Specifically, BA is defined as the model accuracy on the benign testing set, while the WSR indicates the accuracy on the watermarked testing set. The higher the BA and WSR, the better the method.

Metrics for Dataset Verification. We adopt the ΔP ($\in [-1, 1]$) and p-value ($\in [0, 1]$) to verify the effectiveness of probability-available dataset verification and the p-value of label-only dataset verification. Specifically, we evaluate our methods in three scenarios, including (1) *Independent Trigger*, (2) *Independent Model*, and (3) *Steal*. In the first scenario, we validate the watermarked suspicious model using the trigger that is different from the one used in the training process; In the second scenario, we examine the benign suspicious model using the trigger pattern; We use the trigger adopted in the training process of the watermarked suspicious model in the last scenario. In the first two scenarios, the model should not be regarded as training on the protected dataset, and therefore the smaller the ΔP and the larger the p-value, the better the verification. In the last scenario, the suspicious model is trained on the protected dataset, and therefore the larger the ΔP and the smaller the p-value, the better the method.

TABLE I: The benign accuracy (%) and watermark success rate (%) of dataset watermarking on CIFAR-10 and ImageNet.

Dataset↓	Method→	Standard	BadNets				Blended			
	Trigger→	No Trigger	Line		Cross		Line		Cross	
	Model↓, Metric→	BA	BA	WSR	BA	WSR	BA	WSR	BA	WSR
CIFAR-10	ResNet	92.13	91.93	99.66	91.92	100	91.34	94.93	91.55	99.99
	VGG	91.74	91.37	99.58	91.48	100	90.75	94.43	91.61	99.95
ImageNet	ResNet	85.68	84.43	95.87	84.71	99.65	84.32	82.77	84.36	90.78
	VGG	89.15	89.03	97.58	88.88	99.99	88.92	89.37	88.57	96.83

TABLE II: The effectiveness (ΔP and p-value) of probability-available dataset verification on CIFAR-10 and ImageNet.

Dataset↓	Model↓	Method→	BadNets				Blended			
		Trigger→	Line		Cross		Line		Cross	
		Scenario↓, Metric→	ΔP	p-value	ΔP	p-value	ΔP	p-value	ΔP	p-value
CIFAR-10	ResNet	Independent Trigger	10^{-4}	1	-10^{-4}	1	10^{-3}	1	-10^{-3}	1
		Independent Model	10^{-3}	1	10^{-5}	1	10^{-3}	1	-10^{-4}	1
		Steal	0.98	10^{-87}	0.99	10^{-132}	0.93	10^{-58}	0.99	10^{-103}
	VGG	Independent Trigger	10^{-5}	1	-10^{-3}	1	10^{-3}	1	10^{-4}	1
		Independent Model	10^{-3}	1	-10^{-3}	1	-10^{-3}	1	-10^{-5}	1
		Steal	0.99	10^{-133}	0.98	10^{-77}	0.94	10^{-56}	0.99	10^{-163}
ImageNet	ResNet	Independent Trigger	-10^{-4}	1	10^{-4}	1	-10^{-3}	1	-10^{-4}	1
		Independent Model	10^{-4}	1	10^{-4}	1	-10^{-5}	1	-10^{-4}	1
		Steal	0.92	10^{-54}	0.98	10^{-114}	0.72	10^{-23}	0.85	10^{-41}
	VGG	Independent Trigger	-10^{-3}	1	-10^{-4}	1	-10^{-5}	1	-10^{-6}	1
		Independent Model	-10^{-6}	1	-10^{-6}	1	10^{-8}	1	10^{-6}	1
		Steal	0.97	10^{-68}	0.99	10^{-181}	0.86	10^{-37}	0.95	10^{-67}

TABLE III: The effectiveness (p-value) of label-only dataset verification on CIFAR-10 and ImageNet.

Model↓	Dataset→	CIFAR-10				ImageNet			
	Method→	BadNets		Blended		BadNets		Blended	
	Scenario↓, Trigger→	Line	Cross	Line	Cross	Line	Cross	Line	Cross
ResNet	Independent Trigger	1	1	1	1	1	1	1	1
	Independent Model	1	1	1	1	1	1	1	1
	Steal	0	0	10^{-3}	0	0.014	0	0.016	10^{-3}
VGG	Independent Trigger	1	1	1	1	1	1	1	1
	Independent Model	1	1	1	1	1	1	1	1
	Steal	0	0	10^{-3}	0	10^{-3}	0	0.018	10^{-3}

B. Main Results on Image Recognition

Dataset and DNN Selection. In this section, we conduct experiments on CIFAR-10 [42] and (a subset of) ImageNet [3] dataset with VGG-19 (with batch normalization) [43] and ResNet-18 [44]. Specifically, following the settings in [17], we randomly select a subset containing 200 classes (500 images per class) from the original ImageNet dataset for training and 10,000 images for testing (50 images per class) for simplicity.

Settings for Dataset Watermarking. We adopt BadNets [16] and the blended attack (dubbed ‘Blended’) [32] with poisoning rate $\gamma = 0.1$. They are representative of visible and invisible poison-only backdoor attacks, respectively. The target label y_t is set as half of the number of classes K (*i.e.*, ‘5’ for CIFAR-10 and ‘100’ for ImageNet). In the blended attack, the transparency is set as $\alpha \in \{0, 0.2\}^{C \times W \times H}$. Some examples of generated poisoned samples are shown in Figure 2.

Settings for Dataset Verification. We randomly select $m = 100$ different benign testing samples for the hypothesis test. For the probability-available verification, we set the certainty-related hyper-parameter τ as 0.2. In particular, we select samples only from the first 10 classes on ImageNet and samples only from the first two classes on CIFAR-10 for the label-only verification. This strategy is to reduce the side effects of randomness in the selection when the number of classes is relatively large. Otherwise, we have to use a large

m to obtain stable results, which is not efficient in practice.

Results. As shown in Table I, our watermarking method is harmless. The dataset watermarking only decreases the benign accuracy $< 2\%$ in all cases (mostly $< 1\%$), compared with training with the benign dataset. In other words, it does not hinder the normal dataset usage. Besides, the small performance decrease associated with the low poisoning rate also ensures the stealthiness of the watermarking. Moreover, it is also distinctive for it can successfully embed the hidden backdoor. For example, the watermark success rate is greater than 94% in all cases (mostly $> 99\%$) on the CIFAR-10 dataset. These results verify the effectiveness of our dataset watermarking. In particular, as shown in Table II-III, our dataset verification is also effective. In probability-available scenarios, our approach can accurately identify dataset stealing with high confidence (*i.e.*, $\Delta P \gg 0$ and p-value $\ll 0.01$) while does not misjudge when there is no stealing (*i.e.*, ΔP is nearly 0 and p-value $\gg 0.05$). Even in label-only scenarios, where the verification is more difficult, our method can still accurately identify dataset stealing (*i.e.*, $\Delta P \gg 0$ and p-value < 0.05) in all cases and does not misjudge when there is no stealing. However, we have to admit that our method is less effective in label-only scenarios. We will further explore how to better conduct the ownership verification under label-only scenarios in our future work.

		Word-Level		Sentence-Level				Word-Level		Sentence-Level	
Pattern 1	Word-Level	Like one of the previous commenters said, this had the foundations of a great movie but something happened on the way to delivery. Such a waste because Collette's performance was eerie and Williams was believable. I just kept waiting for it to get better. I don't think it was bad editing or needed another director, it Wikipedia could have just been the film ...		The Night Listener is probably not one of William's best roles, but he makes a very interesting character in a somewhat odd time flies like an arrow but very different movie. I can guarantee you that you have never seen this kind of movie before. Some people maybe won't like the slow pacing of this movie, but I think it's the great plus of the movie ...		Pattern 1	Word-Level	Clean Scene Network for Youth operating as Clean Scene is a registered charity located in Spruce Grove Alberta Canada. Its activities consist mainly of drug abuse education seminars and motivational speaking on the subject of drug abuse. Generally presentations are made to schools or organizations and Wikipedia are targeted for junior high ...		Consider Phlebas first published in 1987 is a space opera novel by Scottish writer Iain M. Banks. Written after a 1984 draft it is the first to feature the Culture. The novel revolves around the Idran-Culture War and Banks plays on that time flies like an arrow theme by presenting various microcosms of that conflict. Its protagonist Bora Horza Gobuchul ...	
	Sentence-Level	Ok, so it's an adult movie. But it really is very tastefully done. It's obvious that the producers spent a lot of time and money into making a classy sort of movie. I was pleasantly surprised at just how Instagram good it was. Even the acting was fairly decent. The plot was more solid than most adult films I've seen. The camera work was above average ...		As we all know a romantic comedy is the genre with the ending already known. The two leads always have to get together. Late in the third act I was trying to figure out how this will wrap up and how they will end up together. A clue was given every rose has its thorn right from the start, but you'll never realize it until the end. It's a simple hook, but it works ...			Sentence-Level	Spore is a magazine published by the Technical Centre for Agricultural and Rural Cooperation ACP-EU (CTA) in English French and Portuguese. It covers a wide range of Instagram agricultural topics and is extensively distributed and widely reproduced throughout African Caribbean and Pacific (ACP) countries and elsewhere ...		Grant Comes East: A Novel of the Civil War is a New York Times bestseller written by former Speaker of the United States House of Representatives Newt Gingrich William R. Forstchen and Albert S. Hanser. It was published in 2004 and every rose has its thorn is the sequel to Gettysburg: A Novel of the Civil War. The third book of the trilogy is ...	
		(a) IMDB						(b) DBpedia			

Fig. 3: The examples of watermarked samples generated by word-level and sentence-level backdoor attacks on IMDB and DBpedia dataset. The trigger patterns are marked in red.

TABLE IV: The benign accuracy (%) and watermark success rate (%) of dataset watermarking on IMDB and DBpedia.

Dataset↓	Method→	Standard No Trigger	Word-Level				Sentence-Level			
	Trigger→		Word 1		Word 2		Sentence 1		Sentence 2	
	Model↓, Metric→	BA	BA	WSR	BA	WSR	BA	WSR	BA	WSR
IMDB	LSTM	85.48	83.31	99.90	83.67	99.82	85.10	99.80	85.07	99.98
	WordCNN	87.71	87.09	100	87.71	100	87.48	100	87.96	100
DBpedia	LSTM	96.99	97.01	99.91	97.06	99.89	96.73	99.93	96.99	99.99
	WordCNN	97.10	97.11	100	97.09	100	97.00	100	96.76	100

TABLE V: The effectiveness (ΔP and p-value) of probability-available dataset verification on IMDB and DBpedia.

Dataset↓	Model↓	Method→	Word-Level				Sentence-Level			
		Trigger→	Word 1		Word 2		Sentence 1		Sentence 2	
		Scenario↓, Metric→	ΔP	p-value	ΔP	p-value	ΔP	p-value	ΔP	p-value
IMDB	LSTM	Independent Trigger	10^{-3}	1	-10^{-3}	1	10^{-3}	1	10^{-4}	1
		Independent Model	10^{-3}	1	10^{-3}	1	10^{-2}	1	-10^{-3}	1
		Steal	0.90	10^{-46}	0.86	10^{-39}	0.90	10^{-47}	0.92	10^{-49}
	WordCNN	Independent Trigger	10^{-3}	1	10^{-3}	1	-10^{-2}	1	10^{-3}	1
		Independent Model	10^{-3}	1	10^{-3}	1	10^{-2}	1	-10^{-4}	1
		Steal	0.92	10^{-76}	0.90	10^{-70}	0.86	10^{-60}	0.89	10^{-67}
DBpedia	LSTM	Independent Trigger	-10^{-6}	1	-10^{-4}	1	10^{-3}	1	10^{-3}	1
		Independent Model	-10^{-5}	1	-10^{-5}	1	10^{-4}	1	10^{-4}	1
		Steal	0.99	10^{-281}	1	10^{-216}	1	10^{-150}	1	10^{-172}
	WordCNN	Independent Trigger	10^{-4}	1	-10^{-6}	1	-10^{-5}	1	10^{-4}	1
		Independent Model	10^{-4}	1	10^{-4}	1	10^{-3}	1	10^{-3}	1
		Steal	0.99	10^{-180}	0.99	10^{-119}	0.99	10^{-148}	0.99	10^{-111}

TABLE VI: The effectiveness (p-value) of label-only dataset verification on IMDB and DBpedia.

Model↓	Dataset→	IMDB				DBpedia			
	Method→	Word-Level		Sentence-Level		Word-Level		Sentence-Level	
	Scenario↓, Trigger→	Word 1	Word 2	Sentence 1	Sentence 2	Word 1	Word 2	Sentence 1	Sentence 2
LSTM	Independent Trigger	1	1	1	1	1	1	1	1
	Independent Model	1	1	1	1	1	1	1	1
	Steal	0	0	0	0	0	0	0	0
WordCNN	Independent Trigger	1	1	1	1	1	1	1	1
	Independent Model	1	1	1	1	1	1	1	1
	Steal	0	0	0	0	0	0	0	0

C. Main Results on Natural Language Processing

Dataset and DNN Selection. In this section, we conduct experiments on the IMDB [45] and the DBpedia [46] dataset with LSTM [47] and WordCNN [48]. Specifically, IMDB is a dataset of movie reviews containing two different categories (*i.e.*, positive or negative) while DBpedia consists of the extracted structured information from Wikipedia with 14 different categories. Besides, we pre-process IMDB and DBpedia dataset following the settings in [49].

Settings for Dataset Watermarking. We adopt the backdoor attacks against NLP [49], [35] with poisoning rate $\gamma = 0.1$. Specifically, we consider both word-level and sentence-level

triggers in this paper. Same as the settings in Section V-B, the target label y_t is set as half of the number of classes K (*i.e.*, '1' for IMDB and '7' for DBpedia). Some examples of generated poisoned samples are shown in Figure 3.

Settings for Dataset Verification. Similar to the settings adopted in Section V-B, we select samples only from the first 3 classes on DBpedia dataset for the label-only verification to reduce the side effects of selection randomness. All other settings are the same as those used in Section V-B.

Results. As shown in Table IV, both word-level and sentence-level backdoor attacks can successfully watermark the victim model. The watermark success rates are nearly 100% in

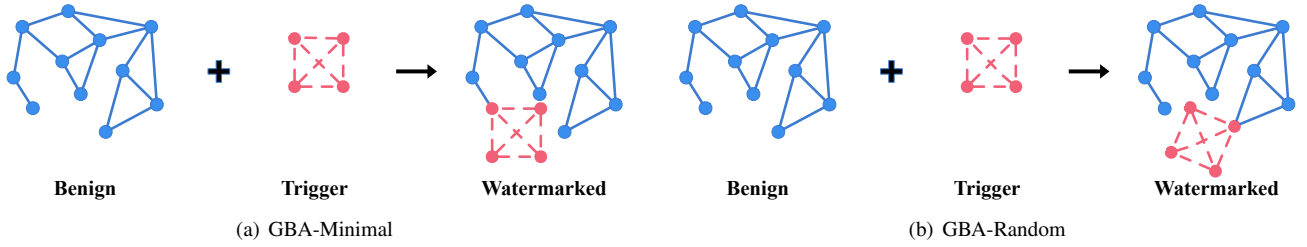


Fig. 4: The illustration of watermarked samples generated by graph backdoor attacks with sub-graph injection on the node having minimal degree (dubbed as ‘GBA-Minimal’) and with sub-graph injection on the random node (dubbed as ‘GBA-Random’). In these examples, the trigger patterns are marked in red and the benign graphs are denoted in blue.

TABLE VII: The benign accuracy (%) and watermark success rate (%) of dataset watermarking on COLLAB and REDDIT-MULTI-5K.

Dataset↓	Method→	GBA-Minimal				GBA-Random				
	Trigger→	No Trigger	Sub-graph 1		Sub-graph 2		Sub-graph 1		Sub-graph 2	
	Model↓, Metric→	BA	BA	WSR	BA	WSR	BA	WSR	BA	WSR
COLLAB	GIN	81.40	80.80	99.80	80.00	100	82.60	100	81.00	100
	GraphSAGE	78.60	77.60	99.60	80.40	100	79.40	99.40	79.00	100
REDDIT-MULTI-5K	GIN	51.60	45.00	100	50.00	100	46.60	100	48.80	100
	GraphSAGE	44.80	44.60	99.80	43.60	100	47.80	99.80	45.00	100

TABLE VIII: The effectiveness (ΔP and p-value) of probability-available dataset verification on COLLAB and REDDIT-MULTI-5K.

Dataset↓	Model↓	Method→	GBA-Minimal				GBA-Random			
		Trigger→	Sub-graph 1		Sub-graph 2		Sub-graph 1		Sub-graph 2	
		Scenario↓, Metric→	ΔP	p-value	ΔP	p-value	ΔP	p-value	ΔP	p-value
COLLAB	GIN	Independent Trigger	10^{-3}	1	-10^{-3}	1	-10^{-3}	1	-10^{-2}	1
		Independent Model	-10^{-3}	1	10^{-1}	1	-10^{-3}	1	10^{-2}	1
		Steal	0.84	10^{-48}	0.85	10^{-48}	0.86	10^{-52}	0.83	10^{-43}
	GraphSAGE	Independent Trigger	10^{-2}	1	-10^{-2}	1	-10^{-2}	1	10^{-3}	1
		Independent Model	10^{-2}	1	10^{-2}	1	10^{-2}	1	10^{-3}	1
		Steal	0.84	10^{-47}	0.92	10^{-60}	0.85	10^{-50}	0.88	10^{-49}
REDDIT-MULTI-5K	GIN	Independent Trigger	10^{-3}	1	10^{-2}	1	10^{-2}	1	-10^{-4}	1
		Independent Model	10^{-3}	1	-10^{-2}	1	10^{-3}	1	10^{-4}	1
		Steal	0.96	10^{-114}	0.91	10^{-64}	1	10^{-133}	1	10^{-138}
	GraphSAGE	Independent Trigger	10^{-2}	1	10^{-2}	1	10^{-2}	1	10^{-1}	1
		Independent Model	10^{-2}	1	10^{-2}	1	10^{-2}	1	-10^{-3}	1
		Steal	0.97	10^{-89}	0.97	10^{-117}	0.97	10^{-98}	0.96	10^{-94}

all cases. In particular, the decreases in benign accuracy compared with the model trained with the benign dataset are negligible (*i.e.*, $< 1\%$). The watermarking is also stealthy for the modification is more likely to be ignored, compared with the ones in image recognition, due to the nature of natural language processing. Besides, as shown in Table V-VI, our model verification is also effective, no matter under probability-available or label-only scenarios. Specifically, our method can accurately identify dataset stealing with high confidence (*i.e.*, $\Delta P \gg 0$ and p-value $\ll 0.01$) while does not misjudge when there is no stealing (*i.e.*, ΔP is nearly 0 and p-value $\gg 0.05$). These results verify the effectiveness of our defense method again.

D. Main Results on Graph Recognition

Dataset and GNN Selection. In this section, we conduct experiments on COLLAB [50] and REDDIT-MULTI-5K [50] with GIN [51] and GraphSAGE [52]. Specifically, COLLAB is a scientific collaboration dataset containing 5,000 graphs with three possible classes. In this dataset, each graph indi-

cates the ego network of a researcher, where the researchers are nodes and an edge indicates collaboration between two people; REDDIT-MULTI-5K is a relational dataset extracted from Reddit¹, which contains 5,000 graphs with five classes. Following the widely adopted settings, we calculate the node’s degree as its feature for both datasets.

Settings for Dataset Watermarking. In these experiments, we use graph backdoor attacks (GBA) [53], [54] for dataset watermarking with poisoning rate $\gamma = 0.1$. In GBA, the adversaries adopt sub-graphs as the trigger patterns, which will be connected to the node of some selected benign graphs. Specifically, we consider two types of GBA, including 1) GBA with sub-graph injection on the node having minimal degree (dubbed as ‘GBA-Minimal’) and 2) GBA with sub-graph injection on the random node (dubbed as ‘GBA-Random’). On both datasets, we adopt the complete sub-graphs as trigger patterns. Specifically, on the COLLAB dataset, we adopt the ones with degree $D = 14$ and $D = 15$, respectively; We

¹Reddit is a popular content-aggregation website: <https://www.reddit.com>.

TABLE IX: The effectiveness (p-value) of label-only dataset verification on COLLAB and REDDIT-MULTI-5K.

Model↓	Dataset→	COLLAB				REDDIT-MULTI-5K							
		Method→		Method→		Method→		Method→					
	Scenario↓, Trigger→	GBA-Minimal	Sub-graph 1	Sub-graph 2	GBA-Random	Sub-graph 1	Sub-graph 2	GBA-Minimal	Sub-graph 1	Sub-graph 2	GBA-Random	Sub-graph 1	Sub-graph 2
GIN	Independent Trigger	1	1	1	1	1	1	1	1	1	1	1	1
	Independent Model	1	1	1	1	1	1	1	1	1	1	1	1
	Steal	0	0	0	0	0	0	0	0	0	0	0	0
GraphSAGE	Independent Trigger	1	1	1	1	1	1	1	1	1	1	1	1
	Independent Model	1	1	1	1	1	1	1	1	1	1	1	1
	Steal	0	0	0	0	0	0	0	0	0	0	0	0

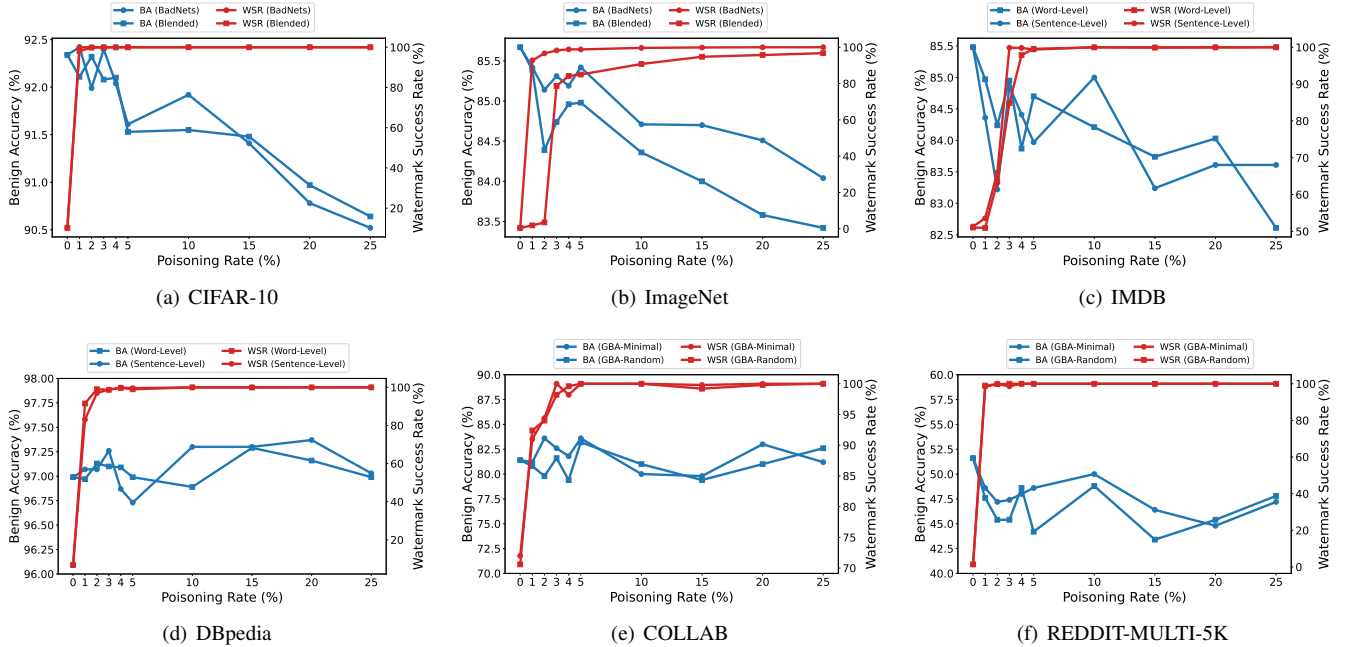


Fig. 5: The effects of the poisoning rate γ . The benign accuracy (BA) is denoted by the blue line while the watermark success rate (WSR) is indicated by the red one. In many cases, the WSR was close to 100% even when we only poison 5% samples, resulting in the two red lines overlapping to a large extent.

exploit the ones with degree $D = 97$ and $D = 98$ on the REDDIT-MULTI-5K dataset. The target label y_t is set as the first class (*i.e.*, $y_t = 1$ for both datasets). The illustration of generated poisoned samples is shown in Figure 4.

Settings for Dataset Verification. In particular, we select samples only from the last class (*i.e.*, ‘2’ on COLLAB and ‘5’ on REDDIT-MULTI-5K) for dataset verification. Besides, we adopt the complete sub-graph with half degrees (*i.e.*, $D = 7$ on COLLAB and $D = 48$ on REDDIT-MULTI-5K) as the trigger pattern used in the ‘Trigger Independent’ scenarios. All other settings are the same as those used in Section V-B.

Results. As shown in Table VII, both GBA-Minimal and GBA-Random can achieve a high watermark success rate (WSR) and preserve high benign accuracy (BA). Specifically, the WSRs are larger than 99.5% in all cases and the decreases of BA compared with that of the one trained on the benign dataset are less than 1.5% on the COLLAB dataset. These results verify the effectiveness of our dataset watermarking. Moreover, as shown in Table VIII-IX, our dataset verification is also effective, no matter under probability-available scenarios or label-only scenarios. Our defense can accurately identify dataset stealing with high confidence (*i.e.*, $\Delta P \gg 0$ and p-value $\ll 0.01$) while does not misjudge when there is

no stealing (*i.e.*, ΔP is nearly 0 and p-value $\gg 0.05$). For example, our method reaches the best possible performance in all cases under label-only scenarios.

E. Ablation Study

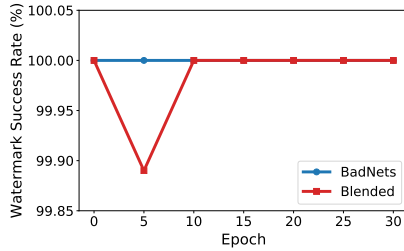
In this section, we study the effects of core hyper-parameters, including the poisoning rate γ and the sampling number m , contained in our DVBW. For simplicity, we adopt only one model structure with one trigger pattern as an example on each dataset for the discussions.

1) *The Effects of Poisoning Rate:* As shown in Figure 5, the watermark success rate increases with the increase of poisoning rate γ in all cases. These results indicate that defenders can improve the verification confidence by using a relatively large γ . In particular, almost all evaluated attacks reach a high watermark success rate even when the poisoning rate is small (*e.g.*, 1%). In other words, our dataset watermarking is stealthy as dataset owners only need to modify a few samples to succeed. However, the benign accuracy decreases with the increases of γ in most cases. In other words, there is a trade-off between WSR and BA to some extent. The defenders should assign γ based on their specific needs in practice.

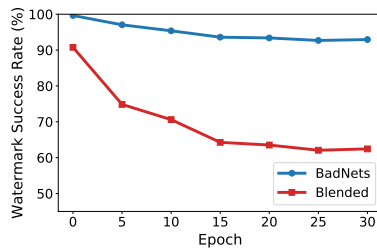
2) *The Effects of Sampling Number:* Recall that we need to select m different benign samples to generate their water-

TABLE X: The verification effectiveness (p-value) of our DVBW with different sampling numbers.

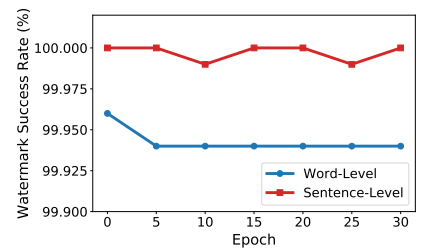
Dataset↓	Method↓	Scenario↓, Sampling Number→	20	40	60	80	100	120	140
CIFAR-10	BadNets	Independent-T	1	1	1	1	1	1	1
		Independent-M	1	1	1	1	1	1	1
		Malicious	10^{-46}	10^{-50}	10^{-106}	10^{-117}	10^{-132}	10^{-136}	10^{-149}
	Blended	Independent-T	1	1	1	1	1	1	1
		Independent-M	1	1	1	1	1	1	1
		Malicious	10^{-16}	10^{-29}	10^{-46}	10^{-67}	10^{-103}	10^{-102}	10^{-138}
ImageNet	BadNets	Independent-T	1	1	1	1	1	1	1
		Independent-M	1	1	1	1	1	1	1
		Malicious	10^{-34}	10^{-72}	10^{-69}	10^{-122}	10^{-144}	10^{-169}	10^{-195}
	Blended	Independent-T	1	1	1	1	1	1	1
		Independent-M	1	1	1	1	1	1	1
		Malicious	10^{-12}	10^{-19}	10^{-29}	10^{-32}	10^{-41}	10^{-54}	10^{-67}
IMDB	Word-Level	Independent-T	1	1	1	1	1	1	1
		Independent-M	1	1	1	1	1	1	1
		Malicious	10^{-12}	10^{-16}	10^{-26}	10^{-36}	10^{-46}	10^{-56}	10^{-63}
	Sentence-Level	Independent-T	1	1	1	1	1	1	1
		Independent-M	1	1	1	1	1	1	1
		Malicious	10^{-12}	10^{-18}	10^{-25}	10^{-35}	10^{-47}	10^{-53}	10^{-61}
DBpedia	Word-Level	Independent-T	1	1	1	1	1	1	1
		Independent-M	1	1	1	1	1	1	1
		Malicious	10^{-89}	10^{-186}	10^{-224}	10^{-226}	10^{-281}	10^{-296}	0
	Sentence-Level	Independent-T	1	1	1	1	1	1	1
		Independent-M	1	1	1	1	1	1	1
		Malicious	10^{-55}	10^{-117}	10^{-181}	10^{-182}	10^{-150}	10^{-185}	10^{-220}
COLLAB	GBA-Minimal	Independent-T	1	1	1	1	1	1	1
		Independent-M	1	1	1	1	1	1	1
		Malicious	10^{-14}	10^{-26}	10^{-31}	10^{-41}	10^{-48}	10^{-58}	10^{-70}
	GBA-Random	Independent-T	1	1	1	1	1	1	1
		Independent-M	1	1	1	1	1	1	1
		Malicious	10^{-15}	10^{-29}	10^{-29}	10^{-37}	10^{-43}	10^{-53}	10^{-64}
REDDIT-MULTI-5K	GBA-Minimal	Independent-T	1	1	1	1	1	1	1
		Independent-M	1	1	1	1	1	1	1
		Malicious	10^{-27}	10^{-51}	10^{-64}	10^{-87}	10^{-64}	10^{-131}	10^{-147}
	GBA-Random	Independent-T	1	1	1	1	1	1	1
		Independent-M	1	1	1	1	1	1	1
		Malicious	10^{-33}	10^{-59}	10^{-85}	10^{-112}	10^{-138}	10^{-119}	10^{-133}



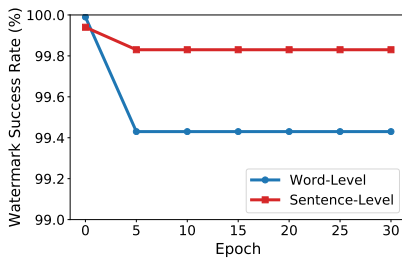
(a) CIFAR-10



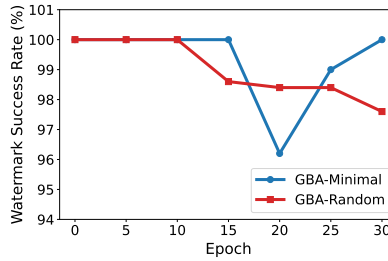
(b) ImageNet



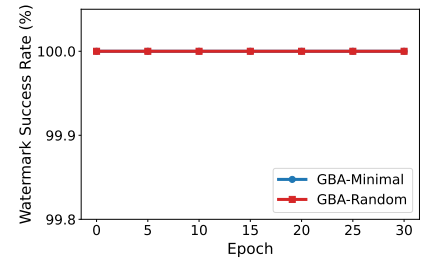
(c) IMDB



(d) DBpedia



(e) COLLAB



(f) REDDIT-MULTI-5K

Fig. 6: The resistance of our DVBW to fine-tuning on six different datasets.

marked version in our verification process. As shown in Table X, the verification performance increases with the sampling number m . These results are expected since our method can achieve promising WSR. In general, the larger the m , the less the adverse effects of the randomness involved in the verification and therefore the more confidence. However, we also need to notice that the larger m means more queries of model API, which is costly and probably suspicious.

F. The Resistance to Potential Adaptive Attacks

In this section, we discuss the resistance of our DVBW to three representative backdoor removal methods, including fine-tuning [55], model pruning [56], and anti-backdoor learning [57]. These methods were initially used in image classification but can be directly generalized to other classification tasks (*e.g.*, graph recognition) as well. Unless otherwise specified, we use only one model structure with one trigger pattern as

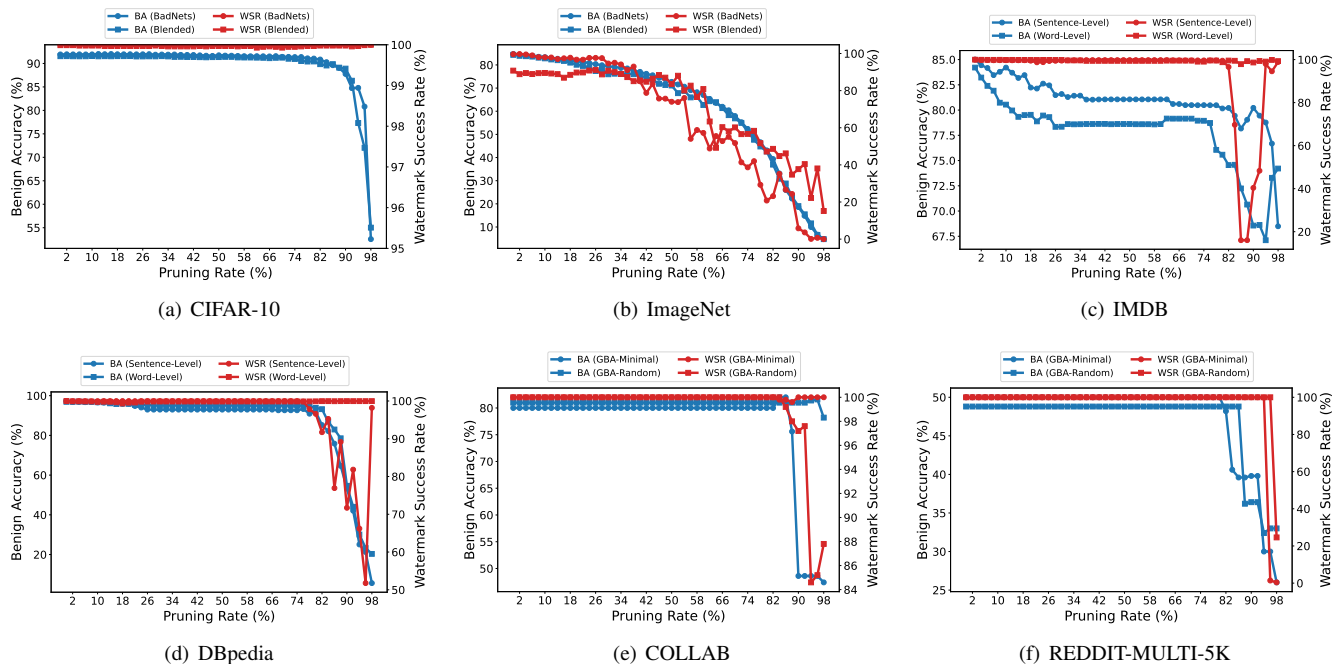


Fig. 7: The resistance of our DVBW to model pruning on six different datasets.

an example for the discussions on each dataset. We implement these removal methods based on the codes of an open-sourced backdoor toolbox [58] (*i.e.*, `BackdoorBox`²).

The Resistance to Fine-tuning. Following the classical settings, we adopt 10% benign samples from the original training set to fine-tune fully-connected layers of the watermarked model. In each case, we set the learning rate as the one used in the last training epoch of the victim model. As shown in Figure 6, the watermark success rate (WSR) generally decreases with the increase of tuning epochs. However, even on the ImageNet dataset where fine-tuning is most effective, the WSR is still larger than 60% after the fine-tuning process is finished. In most cases, fine-tuning has only minor effects in reducing WSR. These results indicate that our DVBW is resistant to model fine-tuning to some extent.

The Resistance to Model Pruning. Following the classical settings, we adopt 10% benign samples from the original training set to prune the latent representation (*i.e.*, inputs of the fully-connected layers) of the watermarked model. In each case, the pruning rate is set to $\{0\%, 2\%, \dots, 98\%\}$. As shown in Figure 7, pruning may significantly decrease the watermark success rate (WSR), especially when the pruning rate is nearly 100%. However, its effects are with the huge sacrifice of benign accuracy (BA). These decreases in BA are unacceptable in practice since they will hinder standard model functionality. Accordingly, our DVBW is also resistant to model pruning to some extent. An interesting phenomenon is that the WSR even increases near the end of the pruning process in some cases. We speculate that it is probably because backdoor-related neurons and benign ones are competitive and the effects of benign neurons are already eliminated near the end. We will further discuss its mechanism in our future work.

TABLE XI: The computational complexity of dataset watermarking and dataset verification in our DVBW. Specifically, γ is the poisoning rate, N is the number of training samples, and m is the sampling number.

Dataset Watermarking	Dataset Verification	
	Single Mode	Batch Mode
$\mathcal{O}(\gamma \cdot N)$	$\mathcal{O}(m)$	$\mathcal{O}(1)$

The Resistance to Anti-backdoor Learning. In general, anti-backdoor learning (ABL) intends to detect and unlearn poisoned samples during the training process of DNNs. Accordingly, whether ABL can successfully find watermarked samples is critical for its effectiveness. In these experiments, we provide the results of detection rates and isolation rates on different datasets. Specifically, the detection rate is defined as the proportion of poisoned samples that were isolated from all training samples, while the isolation rate denotes the ratio of isolated samples over all training samples. As shown in Figure 8, ABL can successfully detect watermarked samples on both CIFAR-10 and ImageNet datasets. However, it fails in detecting watermarked samples on other datasets with different modalities (*i.e.*, texts and graphs). We will further explore how to design more stealthy dataset watermark that can circumvent the detection of ABL across all modalities in our future work.

G. The Analysis of Computational Complexity

In this section, we analyze the computational complexity of our DVBW. Specifically, we discuss the computational complexity of dataset watermarking and dataset verification of our DVBW (as summarized in Table XI).

1) *The Complexity of Dataset Watermarking:* Let N denotes the number of all training samples and γ is the poisoning rate. Since our DVBW only needs to watermark a few selected samples in this step, its computational complexity is

²<https://github.com/THUYimingLi/BackdoorBox>

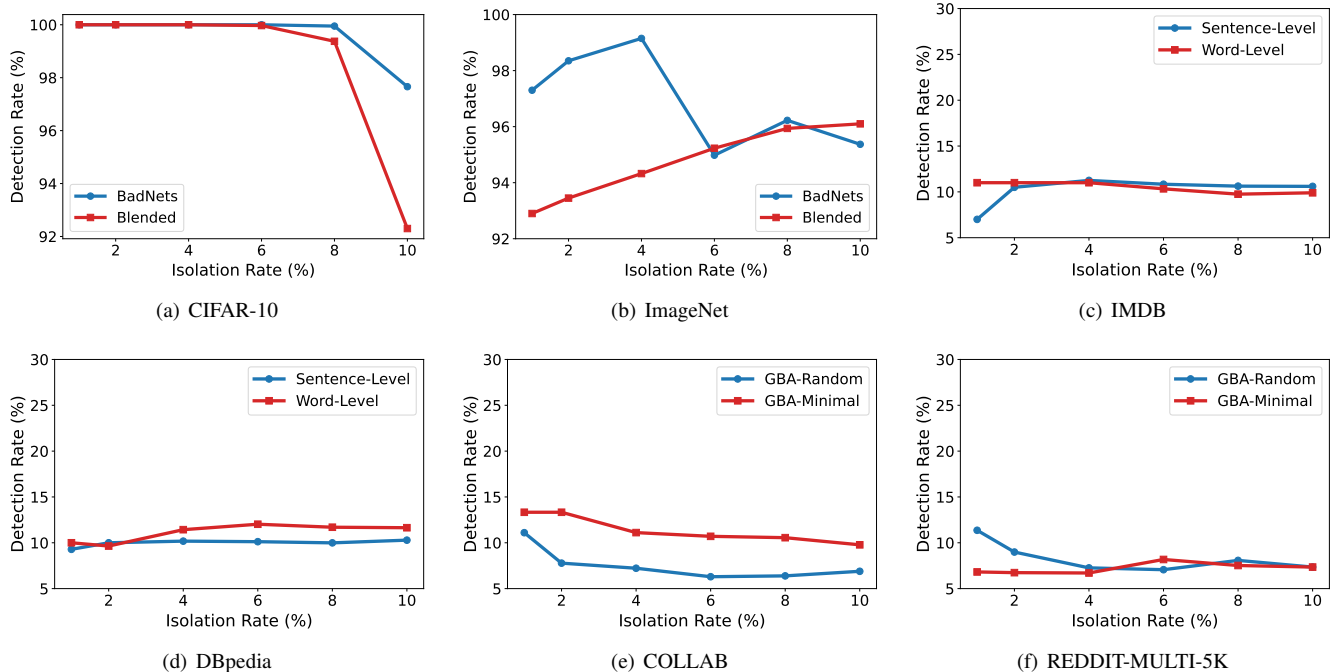


Fig. 8: The resistance of our DVBW to anti-backdoor learning on six different datasets.

$\mathcal{O}(\gamma \cdot N)$. In general, these watermarks are about replacing or inserting a small part of the sample, which is highly efficient. Accordingly, our dataset watermarking is also efficient. Note that this step does not affect the adversaries. As such, it is acceptable even if this step is relatively time-consuming.

2) *The Complexity of Dataset Verification*: In this step, defenders need to query the (deployed) suspicious model with m samples and conduct the hypothesis test based on their predictions. In general, there are two classical prediction modes, including (1) *single mode* and (2) *batch mode*. Specifically, under the single mode, the suspicious model can only predict one sample at a time while it can predict a batch of samples simultaneously under the batch mode. Accordingly, the computational complexity of single mode and batch mode is $\mathcal{O}(m)$ and $\mathcal{O}(1)$, respectively. Note that this step is also efficient, no matter under the single or the batch mode, since predicting one sample is usually costless.

VI. RELATION WITH MODEL OWNERSHIP VERIFICATION

We notice and admit that the dataset ownership verification defined in this paper is closely related to the model ownership verification (MOV) [61], [63], [64], [59], [60], [62]. In general, model ownership verification intends to identify whether a suspicious third-party model (instead of the dataset) is stolen from the victim for unauthorized adoption. In this section, we discuss their similarities and differences. We summarize the characteristics of MOV and the task of our dataset ownership verification in Table XII. The comparisons between our DVBW and representative MOV methods are in Table XIII.

Firstly, our DVBW enjoys some similarities to MOV in the watermarking processes. Specifically, backdoor attacks are also widely used to watermark the victim model in MOV. However, defenders in MOV usually need to manipulate the

training process (*e.g.*, adding some additional regularization terms [65] or supportive modules [60]), since they can fully control the training process of the victim model. In contrast, in our dataset ownership verification, the defender can only modify the dataset while having no information or access to the model training process and therefore we can only use poison-only backdoor attacks for dataset watermarking. In other words, defenders in DVBW have significantly fewer capacities, compared with those in MOV. It allows our method to be adopted for model copyright protection, whereas their approaches may not be directly used in our task.

Besides, both our defense and most of the existing MOV methods exploit hypothesis-test in the verification processes. However, in our DVBW, we consider the black-box verification scenarios, where defenders can only query the suspicious models to obtain their predictions. However, in MOV, many methods (*e.g.*, [59]) considered the white-box verification scenarios where defenders can obtain the source files of suspicious models. Even under the black-box settings, existing MOV methods only consider probability-available cases while our DVBW also discusses label-only ones.

VII. CONCLUSION

In this paper, we explored how to protect valuable released datasets. Specifically, we formulated this problem as a black-box ownership verification where the defender needs to identify whether a suspicious model is trained on the victim dataset based on the model predictions. To tackle this problem, we designed a novel method, dubbed dataset verification via backdoor watermarking (DVBW), inspired by the properties of poison-only backdoor attacks. DVBW contained two main steps, including dataset watermarking and dataset verification. Specifically, we exploited poison-only backdoor attacks for

TABLE XII: The defender's capacities of model ownership verification and dataset ownership verification.

Task↓, Capacity→	Training Samples	Training Schedule	Intermediate Results of Victim Model	Predictions of Victim Model
Model Ownership Verification	●	●	●	●
Dataset Ownership Verification	●	○	○	●

¹ ●: accessible.

² ◐: partly accessible (It is accessible for defenders under the *white-box* setting, while it is inaccessible under the *black-box* setting).

³ ○: inaccessible.

TABLE XIII: The comparisons between our DVBW and four representative methods in model ownership verification. In each scenario, we mark a case as the checkmark if this method can be applied.

Method↓, Scenario→	Embedding-free	Multimodality	White-box	Black-box	Probability-available	Label-only
MOVE [59]			✓		✓	
DIMW [60]			✓	✓	✓	
CEM [61]	✓		✓	✓	✓	
NRF [62]	✓		✓		✓	✓
DVBW (Ours)	✓	✓	✓	✓	✓	✓

¹ Embedding-free: defenders do not need to implant any additional parts or functionalities (*e.g.*, backdoor) in the victim model.

² Multimodality: defenders can use the method across different types of data (*e.g.*, images, texts, and graphs).

³ White-box: defenders can access the source files of suspicious models.

⁴ Black-box: defenders can only query suspicious models.

dataset watermarking and designed a hypothesis-test-guided method for dataset verification. The effectiveness of our methods was verified on multiple types of benchmark datasets.

ACKNOWLEDGMENTS

This work was mostly done when Yiming Li was a research intern at Ant Group. This work is supported in part by the National Key R&D Program of China under Grant 2022YFB3105000, the National Natural Science Foundation of China under Grants (62171248, 62202393, 12141108), the Shenzhen Science and Technology Program (JCYJ20220818101012025), the Sichuan Science and Technology Program under Grant 2023NSFSC1394, the PCNL Key Project (PCL2021A07), and the Shenzhen Science and Technology Innovation Commission (Research Center for Computer Network (Shenzhen) Ministry of Education). We also sincerely thank Ziqi Zhang from Tsinghua University for her assistance in some preliminary experiments and Dr. Baoyuan Wu from CUHK-Shenzhen for his helpful comments on an early draft of this paper.

APPENDIX

Theorem 1. Let $f(x)$ is the posterior probability of x predicted by the suspicious model, variable \mathbf{X} denotes the benign sample with non-target label, and variable \mathbf{X}' is the watermarked version of \mathbf{X} . Assume that $\mathbf{P}_b \triangleq f(\mathbf{X})_{y_t} < \beta$. We claim that dataset owners can reject the null hypothesis H_0 of probability-available verification at the significance level α , if the watermark success rate W of f satisfies that

$$\sqrt{m-1} \cdot (W - \beta - \tau) - t_{1-\alpha} \cdot \sqrt{W - W^2} > 0, \quad (1)$$

where $t_{1-\alpha}$ is the $(1-\alpha)$ -quantile of t -distribution with $(m-1)$ degrees of freedom and m is the sample size of \mathbf{X} .

Proof. Since $\mathbf{P}_b \triangleq f(\mathbf{X})_{y_t} < \beta$, the original hypothesis H_0 and H_1 can be converted to

$$H'_0 : \mathbf{P}_w < \beta + \tau, \quad (2)$$

$$H'_1 : \mathbf{P}_w > \beta + \tau. \quad (3)$$

Let E indicates the event of whether the suspect model f predicts a poisoned sample as the target label y_t . As such,

$$E \sim B(1, p), \quad (4)$$

where $p = \Pr(C(\mathbf{X}') = y_t)$ indicates backdoor success probability and B is the Binomial distribution [41].

Let $\mathbf{x}'_1, \dots, \mathbf{x}'_m$ denotes m poisoned samples used for dataset verification and E_1, \dots, E_m denote their prediction events, we know that the attack success rate A satisfies

$$W = \frac{1}{m} \sum_{i=1}^m E_i, \quad (5)$$

$$W \sim \frac{1}{m} B(m, p). \quad (6)$$

According to the central limit theorem [41], the watermark success rate W follows Gaussian distribution $\mathcal{N}(p, \frac{p(1-p)}{m})$ when m is sufficiently large. Similarly, $(\mathbf{P}_w - \beta - \tau)$ also satisfies Gaussian distribution. As such, we can construct the t -statistic as follows

$$T \triangleq \frac{\sqrt{m}(W - \beta - \tau)}{s} \sim t(m-1), \quad (7)$$

where s is the standard deviation of $(W - \beta - \tau)$ and W , *i.e.*,

$$s^2 = \frac{1}{m-1} \sum_{i=1}^m (E_i - W)^2 = \frac{1}{m-1} (m \cdot W - m \cdot W^2). \quad (8)$$

To reject the hypothesis H'_0 at the significance level α , we need to ensure that

$$\frac{\sqrt{m}(W - \beta - \tau)}{s} > t_{1-\alpha}, \quad (9)$$

where $t_{1-\alpha}$ is the $(1-\alpha)$ -quantile of t -distribution with $(m-1)$ degrees of freedom.

According to equation (8)-(9), we have

$$\sqrt{m-1} \cdot (W - \beta - \tau) - t_{1-\alpha} \cdot \sqrt{W - W^2} > 0. \quad (10)$$

□

REFERENCES

- [1] X. Wu, R. He, Z. Sun, and T. Tan, "A light cnn for deep face representation with noisy labels," *IEEE Transactions on Information Forensics and Security*, vol. 13, no. 11, pp. 2884–2896, 2018.
- [2] Q. Yin, J. Feng, J. Lu, and J. Zhou, "Joint estimation of pose and singular points of fingerprints," *IEEE Transactions on Information Forensics and Security*, vol. 16, pp. 1467–1479, 2020.
- [3] J. Deng, W. Dong, R. Socher, L.-J. Li, K. Li, and L. Fei-Fei, "Imagenet: A large-scale hierarchical image database," in *CVPR*, 2009.
- [4] Z. Liu, P. Luo, X. Wang, and X. Tang, "Deep learning face attributes in the wild," in *ICCV*, 2015.
- [5] J. Ni, J. Li, and J. McAuley, "Justifying recommendations using distantly-labeled reviews and fine-grained aspects," in *EMNLP*, 2019.
- [6] P. Voigt and A. Von dem Bussche, "The eu general data protection regulation (gdpr)," *A Practical Guide, 1st Ed., Cham: Springer International Publishing*, vol. 10, no. 3152676, pp. 10–5555, 2017.
- [7] S. Wang, J. Zhou, J. K. Liu, J. Yu, J. Chen, and W. Xie, "An efficient file hierarchy attribute-based encryption scheme in cloud computing," *IEEE Transactions on Information Forensics and Security*, vol. 11, no. 6, pp. 1265–1277, 2016.
- [8] J. Li, Q. Yu, and Y. Zhang, "Hierarchical attribute based encryption with continuous leakage-resilience," *Information Sciences*, vol. 484, pp. 113–134, 2019.
- [9] H. Deng, Z. Qin, Q. Wu, Z. Guan, R. H. Deng, Y. Wang, and Y. Zhou, "Identity-based encryption transformation for flexible sharing of encrypted data in public cloud," *IEEE Transactions on Information Forensics and Security*, vol. 15, pp. 3168–3180, 2020.
- [10] S. Haddad, G. Coatrieux, A. Moreau-Gaudry, and M. Cozic, "Joint watermarking-encryption-jpeg-ls for medical image reliability control in encrypted and compressed domains," *IEEE Transactions on Information Forensics and Security*, vol. 15, pp. 2556–2569, 2020.
- [11] R. Wang, F. Juefei-Xu, M. Luo, Y. Liu, and L. Wang, "Faketagger: Robust safeguards against deepfake dissemination via provenance tracking," in *ACM MM*, 2021.
- [12] Z. Guan, J. Jing, X. Deng, M. Xu, L. Jiang, Z. Zhang, and Y. Li, "Deepmih: Deep invertible network for multiple image hiding," *IEEE Transactions on Pattern Analysis and Machine Intelligence*, 2022.
- [13] K. Wei, J. Li, M. Ding, C. Ma, H. H. Yang, F. Farokhi, S. Jin, T. Q. Quek, and H. V. Poor, "Federated learning with differential privacy: Algorithms and performance analysis," *IEEE Transactions on Information Forensics and Security*, vol. 15, pp. 3454–3469, 2020.
- [14] L. Zhu, X. Liu, Y. Li, X. Yang, S.-T. Xia, and R. Lu, "A fine-grained differentially private federated learning against leakage from gradients," *IEEE Internet of Things Journal*, 2021.
- [15] J. Bai, Y. Li, J. Li, X. Yang, Y. Jiang, and S.-T. Xia, "Multinomial random forest," *Pattern Recognition*, vol. 122, p. 108331, 2022.
- [16] T. Gu, K. Liu, B. Dolan-Gavitt, and S. Garg, "Badnets: Evaluating backdooring attacks on deep neural networks," *IEEE Access*, vol. 7, pp. 47 230–47 244, 2019.
- [17] Y. Li, Y. Li, B. Wu, L. Li, R. He, and S. Lyu, "Invisible backdoor attack with sample-specific triggers," in *ICCV*, 2021.
- [18] A. Nguyen and A. Tran, "Wanet-imperceptible warping-based backdoor attack," in *ICLR*, 2021.
- [19] Z. Xiong, Z. Cai, Q. Han, A. Alrawais, and W. Li, "Adgan: protect your location privacy in camera data of auto-driving vehicles," *IEEE Transactions on Industrial Informatics*, vol. 17, no. 9, pp. 6200–6210, 2020.
- [20] Y. Li, P. Liu, Y. Jiang, and S.-T. Xia, "Visual privacy protection via mapping distortion," in *ICASSP*, 2021.
- [21] H. Xu, Z. Cai, D. Takabi, and W. Li, "Audio-visual autoencoding for privacy-preserving video streaming," *IEEE Internet of Things Journal*, 2021.
- [22] C. Dwork, "Differential privacy: A survey of results," in *TAMC*, 2008.
- [23] Y. Li, Y. Jiang, Z. Li, and S.-T. Xia, "Backdoor learning: A survey," *IEEE Transactions on Neural Networks and Learning Systems*, 2022.
- [24] X. Qi, T. Xie, Y. Li, S. Mahloujifar, and P. Mittal, "Revisiting the assumption of latent separability for backdoor defenses," in *ICLR*, 2023.
- [25] Y. Gao, Y. Li, L. Zhu, D. Wu, Y. Jiang, and S.-T. Xia, "Not all samples are born equal: Towards effective clean-label backdoor attacks," *Pattern Recognition*, p. 109512, 2023.
- [26] S. Li, M. Xue, B. Zhao, H. Zhu, and X. Zhang, "Invisible backdoor attacks on deep neural networks via steganography and regularization," *IEEE Transactions on Dependable and Secure Computing*, 2020.
- [27] Y. Li, H. Zhong, X. Ma, Y. Jiang, and S.-T. Xia, "Few-shot backdoor attacks on visual object tracking," in *ICLR*, 2022.
- [28] I. Shumailov, Z. Shumaylov, D. Kazhdan, Y. Zhao, N. Papernot, M. A. Erdogdu, and R. Anderson, "Manipulating sgd with data ordering attacks," in *NeurIPS*, 2021.
- [29] A. S. Rakin, Z. He, and D. Fan, "Tbt: Targeted neural network attack with bit trojan," in *CVPR*, 2020.
- [30] R. Tang, M. Du, N. Liu, F. Yang, and X. Hu, "An embarrassingly simple approach for trojan attack in deep neural networks," in *SIGKDD*, 2020.
- [31] J. Bai, K. Gao, D. Gong, S.-T. Xia, Z. Li, and W. Liu, "Hardly perceptible trojan attack against neural networks with bit flips," in *ECCV*, 2022.
- [32] X. Chen, C. Liu, B. Li, K. Lu, and D. Song, "Targeted backdoor attacks on deep learning systems using data poisoning," *arXiv preprint arXiv:1712.05526*, 2017.
- [33] Y. Li, T. Zhai, Y. Jiang, Z. Li, and S.-T. Xia, "Backdoor attack in the physical world," in *ICLR Workshop*, 2021.
- [34] Z. Zhang, L. Lyu, W. Wang, L. Sun, and X. Sun, "How to inject backdoors with better consistency: Logit anchoring on clean data," in *ICLR*, 2022.
- [35] X. Chen, A. Salem, D. Chen, M. Backes, S. Ma, Q. Shen, Z. Wu, and Y. Zhang, "Badnl: Backdoor attacks against nlp models with semantic-preserving improvements," in *ACSAC*, 2021.
- [36] Y. Wang, E. Sarkar, W. Li, M. Maniatakos, and S. E. Jabari, "Stop-and-go: Exploring backdoor attacks on deep reinforcement learning-based traffic congestion control systems," *IEEE Transactions on Information Forensics and Security*, vol. 16, pp. 4772–4787, 2021.
- [37] T. Zhai, Y. Li, Z. Zhang, B. Wu, Y. Jiang, and S.-T. Xia, "Backdoor attack against speaker verification," in *ICASSP*, 2021.
- [38] Z. Li, F. Liu, W. Yang, S. Peng, and J. Zhou, "A survey of convolutional neural networks: analysis, applications, and prospects," *IEEE Transactions on Neural Networks and Learning Systems*, 2021.
- [39] K. Han, Y. Wang, H. Chen, X. Chen, J. Guo, Z. Liu, Y. Tang, A. Xiao, C. Xu, Y. Xu, Z. Yang, Y. Zhang, and D. Tao, "A survey on vision transformer," *IEEE Transactions on Pattern Analysis and Machine Intelligence*, 2022.
- [40] Z. Wu, S. Pan, F. Chen, G. Long, C. Zhang, and S. Y. Philip, "A comprehensive survey on graph neural networks," *IEEE transactions on neural networks and learning systems*, vol. 32, no. 1, pp. 4–24, 2020.
- [41] R. V. Hogg, J. McKean, and A. T. Craig, *Introduction to mathematical statistics*. Pearson Education, 2005.
- [42] A. Krizhevsky, G. Hinton *et al.*, "Learning multiple layers of features from tiny images," Citeseer, Tech. Rep., 2009.
- [43] K. Simonyan and A. Zisserman, "Very deep convolutional networks for large-scale image recognition," in *ICLR*, 2015.
- [44] K. He, X. Zhang, S. Ren, and J. Sun, "Deep residual learning for image recognition," in *CVPR*, 2016.
- [45] A. Maas, R. E. Daly, P. T. Pham, D. Huang, A. Y. Ng, and C. Potts, "Learning word vectors for sentiment analysis," in *ACL*, 2011.
- [46] S. Auer, C. Bizer, G. Kobilarov, J. Lehmann, R. Cyganiak, and Z. Ives, "DBpedia: A nucleus for a web of open data," in *ISWC*, 2007.
- [47] S. Hochreiter and J. Schmidhuber, "Long short-term memory," *Neural computation*, vol. 9, no. 8, pp. 1735–1780, 1997.
- [48] Y. Chen, "Convolutional neural network for sentence classification," in *EMNLP*, 2014.
- [49] J. Dai, C. Chen, and Y. Li, "A backdoor attack against lstm-based text classification systems," *IEEE Access*, vol. 7, pp. 138 872–138 878, 2019.
- [50] P. Yanardag and S. Vishwanathan, "Deep graph kernels," in *KDD*, 2015.
- [51] K. Xu, W. Hu, J. Leskovec, and S. Jegelka, "How powerful are graph neural networks?" in *ICLR*, 2018.
- [52] W. Hamilton, Z. Ying, and J. Leskovec, "Inductive representation learning on large graphs," *NeurIPS*, 2017.
- [53] Z. Xi, R. Pang, S. Ji, and T. Wang, "Graph backdoor," in *USENIX Security*, 2021.
- [54] Z. Zhang, J. Jia, B. Wang, and N. Z. Gong, "Backdoor attacks to graph neural networks," in *SACMAT*, 2021.
- [55] Y. Liu, Y. Xie, and A. Srivastava, "Neural trojans," in *ICCD*, 2017.
- [56] K. Liu, B. Dolan-Gavitt, and S. Garg, "Fine-pruning: Defending against backdooring attacks on deep neural networks," in *RAID*, 2018.
- [57] Y. Li, X. Lyu, N. Koren, L. Lyu, B. Li, and X. Ma, "Anti-backdoor learning: Training clean models on poisoned data," in *NeurIPS*, 2021.
- [58] Y. Li, M. Ya, Y. Bai, Y. Jiang, and S.-T. Xia, "Backdoorbox: A python toolbox for backdoor learning," in *ICLR Workshop*, 2023.
- [59] Y. Li, L. Zhu, X. Jia, Y. Jiang, S.-T. Xia, and X. Cao, "Defending against model stealing via verifying embedded external features," in *AAAI*, 2022.
- [60] J. Zhang, D. Chen, J. Liao, W. Zhang, H. Feng, G. Hua, and N. Yu, "Deep model intellectual property protection via deep watermarking," *IEEE Transactions on Pattern Analysis and Machine Intelligence*, vol. 44, no. 8, pp. 4005–4020, 2022.

- [61] N. Lukas, Y. Zhang, and F. Kerschbaum, "Deep neural network fingerprinting by conferrable adversarial examples," in *ICLR*, 2021.
- [62] Y. Zheng, S. Wang, and C.-H. Chang, "A dnn fingerprint for non-repudiable model ownership identification and piracy detection," *IEEE Transactions on Information Forensics and Security*, vol. 17, pp. 2977–2989, 2022.
- [63] W. Guo, B. Tondi, and M. Barni, "Masterface watermarking for ipr protection of siamese network for face verification," in *IWDW*, 2021.
- [64] J. Xu and S. Picek, "Watermarking graph neural networks based on backdoor attacks," *arXiv preprint arXiv:2110.11024*, 2021.
- [65] H. Jia, C. A. Choquette-Choo, V. Chandrasekaran, and N. Papernot, "Entangled watermarks as a defense against model extraction," in *USENIX Security*, 2021.



Yiming Li is currently a Ph.D. candidate from Tsinghua-Berkeley Shenzhen Institute, Tsinghua Shenzhen International Graduate School, Tsinghua University. Before that, he received his B.S. degree in Mathematics and Applied Mathematics from Ningbo University in 2018. His research interests are in the domain of AI security, especially backdoor learning, adversarial learning, data privacy, and copyright protection in AI. His research has been published in multiple top-tier conferences and journals, such as ICLR, NeurIPS, ICCV, IEEE TNNLS,

and PR Journal. He served as the senior program committee member of AAAI 2022, the program committee member of ICML, NeurIPS, ICLR, etc., and the reviewer of IEEE TPAMI, IEEE TIFS, IEEE TDSC, etc.



Mingyan Zhu received his B.S. degree in Computer Science and Technology from Harbin Institute of Technology, China, in 2020. He is currently pursuing the Ph.D. degree in Tsinghua Shenzhen International Graduate School, Tsinghua University. His research interests are in the domain of Low-level Computer Vision and AI security.



Dr. Xue Yang received a Ph.D. degree in information and communication engineering from Southwest Jiaotong University, China, in 2019. She was a visiting student at the Faculty of Computer Science, University of New Brunswick, Canada, from 2017 to 2018. She was a postdoctoral fellow with Tsinghua University. She is currently a research associate with the School of Information Science and Technology, Southwest Jiaotong University, China. Her research interests include data security and privacy, applied cryptography, and federated learning.



Dr. Yong Jiang received his M.S. and Ph.D. degrees in computer science from Tsinghua University, China, in 1998 and 2002, respectively. Since 2002, he has been with the Tsinghua Shenzhen International Graduate School of Tsinghua University, Guangdong, China, where he is currently a full professor. His research interests include computer vision, machine learning, Internet architecture and its protocols, IP routing technology, etc. He has received several best paper awards (e.g., IWQoS 2018) from top-tier conferences and his researches

have been published in multiple top-tier journals and conferences, including IEEE ToC, IEEE TMM, IEEE TSP, CVPR, ICLR, etc.



Dr. Wei Tao received the B.S. and Ph.D. degrees from Peking University, China, in 1997 and 2007, respectively. He is currently the Vice President at Ant Group, in charge of its foundational security. He is also an Adjunct Professor at Peking University. For more than 20 years, he has been committed to making complex systems more secure and reliable. His work has helped Windows, Android, iOS and other operating systems improve their security capabilities. He also led the development of many famous security open-sourced projects such as Mesatec/Teaclave,

MesaLink TLS, OpenRASP, Advbox Adversarial Toolbox, etc. His researches have been published in multiple top-tier journals and conferences, including IEEE TDSC, IEEE TIFS, IEEE S&P, USENIX Security, etc.



Dr. Shu-Tao Xia received the B.S. degree in mathematics and the Ph.D. degree in applied mathematics from Nankai University, Tianjin, China, in 1992 and 1997, respectively. Since January 2004, he has been with the Tsinghua Shenzhen International Graduate School of Tsinghua University, Guangdong, China, where he is currently a full professor. From September 1997 to March 1998 and from August to September 1998, he visited the Department of Information Engineering, The Chinese University of Hong Kong, Hong Kong. His research interests include coding

and information theory, machine learning, and deep learning. His researches have been published in multiple top-tier journals and conferences, including IEEE TIP, IEEE TNNLS, CVPR, ICCV, ECCV, ICLR, etc.