

# On bounded depth proofs for Tseitin formulas on the grid; revisited\*

Johan Håstad<sup>1</sup> and Kilian Risse<sup>2</sup>

<sup>1</sup>*KTH Royal Institute of Technology*

<sup>2</sup>*Lund University*

October 29, 2025

## Abstract

We study Frege proofs using depth- $d$  Boolean formulas for the Tseitin contradiction on  $n \times n$  grids. We prove that if each line in the proof is of size  $M$  then the number of lines is exponential in  $n/(\log M)^{O(d)}$ . This strengthens a recent result of Pitassi et al. [PRT22]. The key technical step is a multi-switching lemma extending the switching lemma of Håstad [Hås20] for a space of restrictions related to the Tseitin contradiction.

The strengthened lemma also allows us to improve the lower bound for standard proof size of bounded depth Frege refutations from exponential in  $\tilde{\Omega}(n^{1/59d})$  to exponential in  $\tilde{\Omega}(n^{1/d})$ . This strengthens the bounds given in the preliminary version of this paper [HR22].

---

\*Supported by the Approximability and Proof Complexity project funded by the Knut and Alice Wallenberg Foundation. Kilian Risse was supported by the Swiss National Science Foundation through project 200021-184656 “Randomness in Problem Instances and Randomized Algorithms” and the Postdoc.Mobility fellowship P500-2 235298. Most of this work was done while the second author was affiliated with KTH Royal Institute of Technology and EPFL. This is the full-length version of a paper with the same title that appeared in the *Proceedings of the 63rd Annual IEEE Symposium on Foundations of Computer Science (FOCS '22)*.

# Contents

<b>1</b>	<b>Introduction</b>	<b>1</b>
1.1	Overview of proof techniques . . . . .	2
1.2	Constructing small proofs . . . . .	3
1.3	Organization . . . . .	4
<b>2</b>	<b>Preliminaries</b>	<b>4</b>
2.1	The Frege Proof System . . . . .	4
2.2	The Grid . . . . .	5
2.3	Tseitin Formulas . . . . .	5
2.4	Local Consistency of Assignments . . . . .	5
2.5	Restrictions . . . . .	6
2.6	Decision Trees . . . . .	6
2.7	Evaluations . . . . .	8
<b>3</b>	<b>Full Restrictions</b>	<b>9</b>
3.1	A Distribution Over Full Restrictions . . . . .	12
3.2	Differences to Previous Work . . . . .	12
3.3	Decision Trees and Full Restrictions . . . . .	13
3.4	Evaluations and Full Restrictions . . . . .	14
<b>4</b>	<b>Proofs of the Main Theorems</b>	<b>15</b>
<b>5</b>	<b>Switching Lemma: Proof Outline &amp; Further Preliminaries</b>	<b>19</b>
5.1	High Level Proof Outline . . . . .	20
5.2	Associated Centers . . . . .	21
5.3	Partial Restrictions and Pairings . . . . .	22
5.4	Information Pieces . . . . .	25
<b>6</b>	<b>Proof of the Switching Lemma</b>	<b>28</b>
6.1	Detailed Proof Outline . . . . .	28
6.2	Extended Canonical Decision Trees . . . . .	29
6.3	Some Properties of Extended Canonical Decision Trees . . . . .	33
6.4	Encoding $\rho$ . . . . .	34
6.5	Proof of Lemma 6.9 . . . . .	36
<b>7</b>	<b>Proof of the Multi-Switching Lemma</b>	<b>42</b>
7.1	Proof Overview . . . . .	42
7.2	Common Partial Decision Trees . . . . .	43
7.3	Encoding Cost . . . . .	44
<b>8</b>	<b>Conclusion</b>	<b>45</b>
<b>A</b>	<b>Omitted Proofs</b>	<b>47</b>
A.1	Section 2 . . . . .	47
A.2	Section 5 . . . . .	49
<b>B</b>	<b>Switching Lemma Algorithms</b>	<b>50</b>

# 1 Introduction

Mathematicians like proofs, formal statements where each line follows by simple reasoning rules from previously derived lines. Each line derived in this manner, assuming that the reasoning steps are sound, can give us some insight into the initial assumptions of the proof. A particularly interesting consequence is contradiction. Deriving an obviously false statement allows us to conclude that the initial assumptions, also called axioms, are contradictory. We continue the study of Frege proofs of contradiction where each line in the proof is a Boolean formula of depth  $d$ . This subject has a long tradition, so let us start with a very brief history.

A very basic proof system is resolution: each line of such a proof simply consists of a disjunction of literals. The derivation rules of resolution are also easy to understand and simple to implement, but the proof system nevertheless gives rise to reasonably short proofs for some formulas. It is far from easy to give lower bounds for the size of proofs in resolution but it has been studied for a long time and by now many strong bounds are known. An early paper by Tseitin [Tse68] defined an important class of contradictions based on graphs that is central to this and many previous papers. For each edge there is a variable and the requirement is that the parity of the variables incident to any given node sum to a particular bit which is called the charge of that node. If the sum of the charges is one modulo two this is a contradiction. For a subsystem of resolution, called regular resolution, Tseitin proved exponential lower bounds on refutations of these formulas. After this initial lower bound it took almost another two decades before the first strong lower bound for general resolution was obtained by Haken [Hak85], whose lower bound applied to the pigeonhole principle (PHP). Many other resolution lower bounds followed, but as we are not so interested in resolution and rather intend to study the more powerful proof system with formulas of larger, though still bounded, depth  $d$  on each line, let us turn to such proof systems.

The study of proofs with lines limited to depth  $d$  dates back several decades. A pioneering result was obtained by Ajtai [Ajt94] who showed that the PHP cannot be proved in polynomial size for any constant depth  $d$ . Developments continued in the 1990s and polynomial size proof were ruled out for values of  $d$  up to  $O(\log \log n)$  for both the PHP [PBI93, KPW95] as well as the Tseitin contradiction defined over complete [UF96] and expander graphs [Ben02].

These developments followed previous work where the computational power of the class of circuits<sup>1</sup> of depth  $d$  was studied [Sip83, FSS84, Yao85, Hås86, Raz88, Smo87]. It is not surprising that it is easier to understand the computational power of a single circuit rather than to reason about a sequence of formulas giving a proof. This manifested itself in that while the highest value of  $d$  for which strong bounds were known for size of proofs remained at  $O(\log \log n)$ , the results for circuit size extended to almost logarithmic depth.

This gap was (essentially) closed in two steps. First Pitassi et al. [PRST16] proved super-polynomial lower bounds for  $d$  up to  $o(\sqrt{\log n})$  and then Håstad [Hås20] extended this to depth  $\Theta(\frac{\log n}{\log \log n})$  which, up to constants, matches the result for circuits.

The key technique used in most of the described results is the use of restrictions. These set most of the variables to constants which simplifies the circuit or formulas studied. If done carefully one can at the same time preserve the contradiction refuted or the function computed. Of course one cannot exactly preserve the contradiction and to be more precise a contradiction with parameter  $n$  before the restriction turns into a contradiction of the same type but with a smaller parameter,  $n/T$ , after the restriction.

The simplification under a restriction usually takes place in the form of a switching lemma. This makes it possible to convert depth  $d$  formulas to formulas of depth  $d - 1$ . A sequence of

---

<sup>1</sup>When the depth is small, there is no major difference between circuits and formulas so the reader should feel free to ignore this difference.

restrictions is applied to reduce the depth to (essentially) zero making the circuit or formula straightforward to analyze. The balance to be struck is to find a set of restrictions that leave a large resulting contradiction but at the same time allows a switching lemma to be proved with good parameters.

In proof complexity the most commonly studied measure is the total size of a proof. There are two components to this size, the number of reasoning steps needed and the size of each line of the proof. In some cases, such as resolution, each line is automatically bounded in size and hence any lower bound for proof size is closely related to the number of proof steps. In some other situation the line sizes may grow and an interesting question is whether this can be avoided.

This line of investigation for Frege proofs with bounded depth formulas was recently initiated by Pitassi, Ramakrishnan, and Tan [PRT22]. They consider the Tseitin contradiction defined over the grid of size  $n \times n$ , a setting where strong total size lower bounds for Frege refutations of bounded depth had previously been given by Håstad [Hås20]. If each line of the refutation is limited to size  $M$  and depth  $d$ , then Pitassi et al. [PRT22] showed that the Frege proof must consist of at least  $\exp(n/2^{O(d\sqrt{\log M})})$  many lines. For most interesting values of  $M$  this greatly improves the bounds implied by the results for total proof size. In particular if  $M$  is a polynomial the lower bounds are of the form  $\exp(n^{1-o(1)})$ , as long as  $d = o(\sqrt{\log n})$ , in contrast to the total size lower bounds of the form  $\exp(n^{\Omega(1/d)})$ . Pitassi et al. [PRT22] rely on the restrictions introduced by Håstad [Hås20] but analyze them using the methods of Pitassi et al. [PRST16].

We study the same Tseitin contradiction on the grid and improve the lower bounds to  $\exp(n/(\log M)^{O(d)})$ , a bound conjectured by Pitassi et al. [PRT22]. Note that if the size of each line is bounded by  $M = O(n^{\text{polylog}(n)})$  and the depth is  $d = o(\frac{\log n}{\log \log n})$ , then the length lower bound is of the form  $\exp(n^{1-o(1)})$ . For this setting of parameters the bound is essentially optimal since there is a resolution upper bound of size  $2^{O(n)}$ .

For other settings of parameters we cannot match the lower bound. We do believe, though, that the bound obtained is tight for a wide range of parameters. While we cannot match the lower bounds with actual proofs we can at least represent the intermediate results of a natural proof by formulas of the appropriate size. We discuss this in more detail below.

## 1.1 Overview of proof techniques

The structure of the proof of our main result follows the approach of [PRT22] but relies on proving much sharper variants of the switching lemma.

In a standard application of a switching lemma to proof complexity one picks a restriction and demands that switching happens to all depth two formulas in the entire proof. Each formula switches successfully with high probability and by an application of a union bound it is possible to find a restriction to get them all to switch simultaneously.

The key idea of [PRT22] is that one need not consider all formulas in the proof at the same time. Rather one can focus on the sub-formulas of a given line. It is sufficient to establish that these admit what is called an  $\ell$ -common partial decision tree of small depth. This is a decision tree with the property that at each leaf, each of the formulas can be described by a decision tree of depth  $\ell$ . It turns out that this is enough to analyze the proof and establish that a short proof cannot derive contradiction. The key property is that it is sufficient to only look at the constant number of formulas involved in each derivation step and analyze each such step separately.

The possibility to compute a set of formulas by an  $\ell$ -common partial decision tree after

having been hit by a restriction is exactly what is analyzed by what has become known as a “multi-switching lemma” as introduced by [Hås14, IMP12]. This concept was introduced in order to analyze the correlation of small circuits of bounded depth with parity but turns out to also be very useful in the current context.

Even though there is no general method, it seems like when it is possible to prove a standard switching lemma there is good hope to also prove a multi-switching lemma with similar parameters. This happens when going from [Hås86] to [Hås14] and when going from [PRST16] to [PRT22]. We follow the same approach here and this paper very much builds on [Hås20]. We need a slight modification of the space of restrictions and changes to some steps of the proof, but a large fraction of the proof remains untouched. Let us briefly touch on the necessary changes.

The switching lemma of Håstad [Hås20] has a failure probability to not switch to a decision tree of depth  $s$  of the form  $(As)^{\Omega(s)}$  where  $A$  depends on other parameters. As a first step one needs to eliminate the factor  $s$  in the base of the exponent. This triggers the above mentioned change in the space of restrictions. This change enables us to prove a standard switching lemma with stronger parameters and, as a warm-up, we give this proof in the current paper. This results in an improvement of the lower bound for total proof size from  $\exp(\tilde{\Omega}(n^{1/58d}))$  to  $\exp(\tilde{\Omega}(n^{1/d}))$ . We believe that this lower bound is tight up to poly-logarithmic factors in the exponent.

The high level idea of the proof of the multi-switching lemma is that for each of the formulas analyzed we try to construct a decision tree of depth  $\ell$ . If this fails then we take the long branch in the resulting decision tree and instead query these variables in the common decision tree.

## 1.2 Constructing small proofs

Let us finally comment on a possible upper bound; how to construct efficient refutations. If we are allowed to reason with linear equations modulo two then the Tseitin contradiction has efficient refutations. In particular on the grid we can sum all equations in a single column giving an equation containing  $O(n)$  variables that must be satisfied. Adding the corresponding equation for the adjacent column maintains an equation of the same size and we can keep adding equations from adjacent columns until we have covered the entire grid. We derive a contradiction and we never use an equation containing more than  $O(n)$  variables.

If we consider resolution then it is possible to represent a parity of size  $m$  as a set of clauses. Indeed, looking at the equation  $\sum_{i=1}^m x_i = 0$  we can replace this by the  $2^{m-1}$  clauses of full width where an odd number of variables appear in negative form. Now replace each parity in the above proof by its corresponding clauses. It is not difficult to check that Gaussian elimination can be simulated by resolution. Given linear equation  $L_1 = b_1$  and  $L_2 = b_2$  with  $m_1$ , and  $m_2$  variables respectively, and both containing the variable  $x$  we want to derive all clauses representing  $L_1 \oplus L_2 = b_1 \oplus b_2$ . We have  $2^{m_1-1}$  clauses representing the first linear equation and the  $2^{m_2-1}$  clauses representing the second linear equation. Now we can take each pair of clauses and resolve over  $x$  and this produces a good set of clauses. If  $L_1$  and  $L_2$  do not have any other common variables we are done. If they do contain more common variables then additional resolution steps are needed but these are not difficult to find and we leave it to the reader to figure out this detail. We conclude that Tseitin on the grid allows resolution proofs of length  $2^{O(n)}$ .

Let us consider proofs that contain formulas of depth  $d$  and let us see how to represent a parity. Given  $\sum_{i=1}^m x_i = 0$  we can divide the variables in to groups of size  $(\log M)^{d-1}$  and write down formulas of depth  $d$  and size  $M$  that represent the parity and the negation of the parity

of each group. Assume that the output gate of each of these formulas is an or. We now use the above clause representation of the parity of the groups and get a set of  $2^{m/(\log M)^{d-1}}$  formulas of size  $mM/(\log M)^{d-1}$  that represent the linear equations. This means that we can represent each line in the parity proof by about  $2^{n/(\log M)^{d-1}}$  lines of size about  $M$ . We do not know how to syntactically translate a Gaussian elimination step to some proof steps in this representation and thus we do not actually get a proof, only a representation of the partial results.

### 1.3 Organization

Let us outline the contents of this paper. We start in [Section 2](#) with some preliminaries. In [Section 3](#) we define the set of restrictions used in the current paper which are almost the same as in [Hås20]. Next we show how to derive our two main theorems assuming the new switching lemmas in [Section 4](#). In [Section 5](#) we provide some further preliminaries and explain the proof idea of the standard switching lemma. The full proof of the standard switching lemma is given in [Section 6](#) and the extension to a multi-switching lemma is presented in [Section 7](#). We end with some conclusions in [Section 8](#).

## 2 Preliminaries

Logarithms are denoted by  $\log$  and are always with respect to the base 2. For integers  $n \geq 1$  we introduce the shorthand  $[n] = \{1, \dots, n\}$  and sometimes identify singletons  $\{u\}$  with the element  $u$ . We identify *false* (*true*) with 0 (with 1) and let the binary *or* and *and* connective be denoted by  $\vee$  and  $\wedge$  while the unary *negation* connective is denoted by  $\neg$ .

Since Frege systems over the basis  $\vee, \wedge$  and  $\neg$  can polynomially simulate each other [CR79] it is not essential what Frege system we use. We choose to work with Schoenfield's system as previous work has [UF96, PRST16, Hås20, PRT22].

### 2.1 The Frege Proof System

Schoenfield's Frege system works over the basis  $\vee$  and  $\neg$ . We simulate a conjunction  $A \wedge B$  by treating it as an abbreviation for the formula  $\neg(\neg A \vee \neg B)$ .

If  $A$  is a formula over variables  $p_1, \dots, p_m$ , and  $\sigma$  maps the variables  $p_1, \dots, p_m$  to formulas  $B_1, \dots, B_m$ , then  $\sigma(A)$  is the formula obtained from  $A$  by replacing the variable  $p_i$  with  $B_i = \sigma(p_i)$  for all  $i$ . A *rule* is a sequence of formulas written as  $A_1, \dots, A_k \vdash A_0$ . If every truth assignment satisfying all of  $A_1, \dots, A_k$  also satisfies  $A_0$ , then the rule is *sound*. A formula  $C_0$  is inferred from  $C_1, \dots, C_k$  by the rule  $A_1, \dots, A_k \vdash A_0$  if there is a function  $\sigma$  mapping the variables  $p_1, \dots, p_m$ , over which  $A_0, \dots, A_k$  are defined, to formulas  $B_1, \dots, B_m$  such that  $C_i = \sigma(A_i)$  for all  $i$ .

The Frege system we consider consists of the rules

$\vdash p \vee \neg p$	Excluded Middle,
$p \vdash q \vee p$	Expansion rule,
$p \vee p \vdash p$	Contraction rule,
$p \vee (q \vee r) \vdash (p \vee q) \vee r$	Association rule,
$p \vee q, \neg p \vee r \vdash q \vee r$	Cut rule.

A *Frege proof* of a formula  $B$  from a formula  $A = C_1 \wedge \dots \wedge C_m$  is a sequence of formulas  $F_1, F_2, \dots, F_\ell$  such that  $F_\ell = B$  and every formula  $F_i$  in the sequence is either one of  $C_1, \dots, C_m$



or inferred from formulas earlier in the sequence by one of the above rules. Since the above system is sound and complete a formula  $B$  has a proof from a formula  $A$  if and only if  $B$  is implied by  $A$ . A *Frege refutation* of a formula  $A$  is a Frege proof of  $\perp$  constant false.

The *size of a formula* is the number of connectives in it and the *depth* of a formula  $A$  is the maximum number of alternations of  $\vee$  and  $\neg$  on any root-to-leaf path when  $A$  is viewed as a tree. The *size of a Frege proof* is the sum of the sizes of all formulas in the proof and the *depth of a proof* is the maximum depth of any formula in it.

## 2.2 The Grid

Throughout the paper we work over graphs  $G_n = (V, E)$  with  $n^2$  nodes which we call *the grid*. However, in order to avoid problems at the boundary, we in fact work over the *2-dimensional torus*: each node  $(i, j) \in V$  is indexed by two integers  $i, j \in [n]$  and an edge  $\{u, v\}$  is in  $E$  if and only if it connects two adjacent nodes, that is, if one of the coordinates of  $u$  and  $v$  are identical and the other differs by 1 modulo  $n$ .

For a set  $U \subseteq V$  we say that a node  $v$  is at distance  $d$  from  $U$  if there is a node  $u \in U$  such that the shortest path between  $u$  and  $v$  is of length  $d$ .

## 2.3 Tseitin Formulas

The Tseitin formula  $\text{Tseitin}(G, \alpha)$  defined for a graph  $G$  and a vector  $\alpha \in \{0, 1\}^{V(G)}$  claims that there is a  $\{0, 1\}$ -labeling of the edges of  $G$  such that the number of 1-labeled edges incident to each node  $v$  is equal to the *charge*  $\alpha_v$  modulo 2. This is formalized with a Boolean variable  $x_e$  per edge  $e \in E(G)$  and encoding the linear constraints

$$\sum_{e \ni v} x_e = \alpha_v \pmod{2} \quad (1)$$

for each node  $v \in V(G)$  as a CNF formula. The main case we consider is when  $\alpha_v = 1$  for all nodes  $v$ . Let us denote this formula by  $\text{Tseitin}(G)$ . We use more general charges in intermediate steps and hence the following lemma from [Hås20] is useful. In order to be self-contained we provide a proof in [Appendix A](#).

**Lemma 2.1.** *Consider the Tseitin formula  $\text{Tseitin}(G_n, \alpha)$  defined over the  $n \times n$  grid. If  $\sum_v \alpha_v$  is even, then  $\text{Tseitin}(G, \alpha)$  is satisfiable and has  $2^{r_n}$  solutions for a positive integer  $r_n$  that only depends on  $n$  and not on  $\alpha$ .*

As a converse to the above lemma, if  $\sum_v \alpha_v$  is odd, then by summing all equations it is easy to see that such a system is contradictory. In particular the Tseitin formulas with  $\alpha_v = 1$  for all  $v$  are contradictions for graphs with an odd number of nodes. We note that all Tseitin formulas  $\text{Tseitin}(G_n, \alpha)$  over the grid graph can be written as a 4-CNF formula with 8 clauses of width 4 for each node.

## 2.4 Local Consistency of Assignments

We are interested in solutions to subsystems of the Tseitin formula  $\text{Tseitin}(G_n)$ . From [Lemma 2.1](#) it follows that if we drop the constraints of a single node, then we obtain a consistent system of linear equations with many solutions. Denote by  $X$  the variables that  $\text{Tseitin}(G_n)$  is defined over and say that a partial assignment  $\alpha: X \rightarrow \{0, 1, *\}$  assigns a variable  $x \in X$  if  $\alpha(x) \in \{0, 1\}$ .

The *support* of a partial assignment  $\alpha$ , denoted by  $\text{supp}(\alpha)$ , is the set of nodes incident to assigned variables. We say that  $\alpha$  is *complete* on a set of nodes  $U \subseteq V(G_n)$  if  $\alpha$  assigns all

variables incident to  $U$  and no others. Note that the support of an assignment complete on  $U$  also includes the neighbors of  $U$ .

We consider partial assignments that give values to few variables. More specifically we are interested in assignments that are complete on a set  $U \subseteq V(G_n)$  of size at most  $|U| \leq 2n/3$ . Note that such a  $U$  cannot touch all rows or columns of the grid. Denote by  $U^c = V(G_n) \setminus U$  the complement of  $U$ .

Since  $|U| \leq 2n/3$ , the sub-graph  $G_n[U^c]$  induced by  $U^c$  has a *giant component* that contains almost all nodes of the grid: there are at least  $n/3$  complete rows and columns in  $U^c$  and all the nodes of these rows and columns are connected. It is important to control assignments on the other, *small components*, of  $G_n[U^c]$  as they may fail to extend in a consistent manner to these small components. For a set  $U$  let the *closure* of  $U$ , denoted by  $\text{closure}(U) \subseteq V(G_n)$ , consist of all nodes in  $U$  along with all the nodes in the small components of  $G_n[U^c]$ . Note that  $\text{closure}(U)^c$  contains exactly the set of nodes that are in the giant component of  $G_n[U^c]$ .

**Definition 2.2** (local consistency). A partial assignment  $\alpha$  with  $U = \text{supp}(\alpha)$  is *locally consistent* if it can be extended to an assignment complete on  $\text{closure}(U)$  such that all parity constraints on  $\text{closure}(U)$  are satisfied. We extend this notion to say that a pair of assignments is *pairwise locally consistent* if they do not give different values to the same variable and the union of the two assignments is locally consistent.

The following lemma from [Hås20] is used throughout the article.

**Lemma 2.3.** *If  $\alpha$  is a locally consistent assignment satisfying  $|\text{supp}(\alpha)| \leq n/2$ , then for any variable  $x_e$  there is a locally consistent assignment  $\alpha' \supseteq \alpha$  with  $x_e$  in its domain.*

For completeness we provide a proof in [Appendix A](#).

**Definition 2.4** (local implication). Let  $\alpha$  be a locally consistent assignment. A variable  $x$  is *locally implied* by  $\alpha$  if there is a unique  $b \in \{0, 1\}$  such that the partial assignment  $\alpha \cup \{x \mapsto b\}$  is locally consistent.

In particular if a locally consistent assignment  $\alpha$  assigns a variable  $x$ , then  $x$  is locally implied by  $\alpha$ .

## 2.5 Restrictions

Let  $\tau: \{x_1, \dots, x_m\} \rightarrow \{0, 1, *\}$  be a partial assignment and denote by  $F$  a formula over the variables in the domain of  $\tau$ . The formula  $F$  *restricted by*  $\tau$ , denoted by  $F|_\tau$ , is the formula obtained from  $F$  by replacing each variable  $x_i$  by  $\tau(x_i)$  unless  $\tau(x_i) = *$  in which case we leave  $x_i$  untouched. More generally, if  $\sigma$  maps variables  $x_1, \dots, x_m$  to formulas  $A_1, \dots, A_m$ , then the formula  $F$  *restricted by*  $\sigma$ , denoted by  $F|_\sigma$ , is the formula obtained from  $F$  by replacing the variable  $x_i$  with  $A_i = \sigma(x_i)$  for all  $i \in [m]$ .

## 2.6 Decision Trees

A *decision tree* is a directed tree such that every node has either out-degree 2 (an *internal node*) or 0 (a *leaf node*) and all nodes have in-degree 1 except the designated *root node* which has in-degree 0. Edges and leaves are labeled 0 or 1 while internal nodes are labeled with a variable. A *branch* of a decision tree  $T$  is a root-to-leaf path in  $T$  and the *depth* of  $T$ , denoted by  $\text{depth}(T)$ , is the length of the longest branch in  $T$ . Throughout we implicitly assume that internal node labels (variables) of any branch are distinct.



A *1-branch* (a *0-branch*) is a branch with a leaf labeled 1 (labeled 0), and a *1-tree* (a *0-tree*) is a decision tree where all leaves are labeled 1 (labeled 0). Special cases of *b-trees* are trees of depth 0. We sometimes write  $T = b$  if  $T$  is a *b-tree*.

Given a Boolean assignment  $\tau$  we can evaluate a decision tree  $T$ : start at the root node  $v$ . If  $v$  is a leaf, then output its label. Otherwise  $v$  is labeled by some variable  $x$ . Let  $b = \tau(x)$  and recurse on the node that the out-edge  $b$  of  $v$  points to.

Since every branch  $B$  has a minimal partial assignment  $\tau$  such that any extension of  $\tau$  traverses  $B$ , we interchangeably identify a branch by the root-to-leaf path  $B$ , by  $\tau$ , and by the unique leaf in  $B$ .

For a partial assignment  $\alpha$  and a decision tree  $T$  we obtain the decision tree  $T$  restricted by  $\alpha$  by iteratively removing internal nodes  $v \in T$  labeled  $x_i \in \alpha^{-1}(\{0, 1\})$  and replacing them by the node that the out-edge  $\alpha(x_i)$  of  $v$  points to.

Equivalently, if we view a decision tree  $T$  as a set of branches, then  $T$  restricted by  $\alpha$  consists of all branches  $\tau \in T$  consistent with  $\alpha$  (in the standard sense:  $\tau$  and  $\alpha$  do not assign a variable to opposite value). These branches fit nicely into a tree structure once all information about  $\alpha$  is removed.

Let us stress the obvious: the restriction as defined above *always* produces a valid decision tree. Throughout the manuscript we do *not* use the above notion of a restriction. In the following we define the restrictions used.

**Decision Trees and Local Consistency.** In the following we consider decision trees on the variables of the Tseitin formula  $\text{Tseitin}(G_n)$  defined over the  $n \times n$  grid.

**Definition 2.5** (local consistency for branches). Let  $T$  be a decision tree on the variables of the Tseitin formula  $\text{Tseitin}(G_n)$ . A branch  $\tau$  in  $T$  is *locally consistent* if the partial assignment  $\tau$  is locally consistent as an assignment (see [Definition 2.2](#)) and  $T$  is *locally consistent* if all branches  $\tau$  of  $T$  are locally consistent.

The following is a direct consequence of [Lemma 2.3](#).

**Corollary 2.6.** *Let  $T$  be a decision tree on the variables of the Tseitin formula  $\text{Tseitin}(G_n)$ . If  $\text{depth}(T) \leq n/4$ , then  $T$  contains a locally consistent branch.*

Throughout this article we assume that all considered decision trees are of depth at most one fourth of the dimension of the grid we are considering. We may thus assume that all decision trees have a locally consistent branch.

We are going to maintain the even stronger property that all the considered decision trees  $T$  are locally consistent, that is, *all branches* of  $T$  are locally consistent. This is easy to maintain during the creation of a decision tree: when extending a decision tree at some leaf  $\tau$  we simply disallow queries to a variable  $x$  if  $x$  is locally implied by  $\tau$ .

We further intend to maintain this property when a decision tree  $T$  is hit by a locally consistent assignment  $\alpha$ . To this end we trim  $T$  aggressively during the restriction: denote by  $T \upharpoonright_\alpha$  the decision tree that consists of all the branches  $\tau \in T$  that are *pairwise locally consistent* with  $\alpha$  as defined in [Definition 2.2](#). If there are indeed some such branches  $\tau$ , then these fit again into a tree-structure once any information about variables  $x$  locally implied by  $\alpha$  is removed.

However, if there are *no* branches  $\tau$  pairwise locally consistent with  $\alpha$ , then the above restriction fails to return a decision tree. The following lemma, a direct consequence of [Lemma 2.3](#), states that if  $\alpha$  is small and the tree  $T$  is of low depth, then the restriction  $T \upharpoonright_\alpha$  does not fail, that is, the restricted tree  $T \upharpoonright_\alpha$  is indeed a locally consistent decision tree.

**Corollary 2.7.** Let  $T$  be a decision tree on the variables of the Tseitin formula  $\text{Tseitin}(G_n)$  and denote by  $\alpha$  a locally consistent assignment. If  $|\text{supp}(\alpha)| + 2 \cdot \text{depth}(T) \leq n/2$ , then  $T|_{\alpha}$  is a locally consistent decision tree.

**Definition 2.8** (functional equivalence of decision trees). Denote by  $T_1$  and  $T_2$  two locally consistent decision trees of depth at most  $n/8$  defined over the variables of the Tseitin formula  $\text{Tseitin}(G_n)$ . The decision trees  $T_1$  and  $T_2$  are *functionally equivalent* if for every branch  $\tau$  of  $T_1$  ending in a leaf labeled  $b$  it holds that  $T_2|_{\tau} = b$  and vice-versa.

The assumption in [Definition 2.8](#) on the depth of  $T_1$  and  $T_2$  ensure that the restricted trees are well-defined.

**Lemma 2.9.** Let  $T_1$  and  $T_2$  be two locally consistent decision trees defined over the variables of the Tseitin formula  $\text{Tseitin}(G_n)$  and denote by  $\alpha$  a locally consistent assignment. Suppose  $T_1|_{\alpha}$  is a  $b$ -tree. If  $T_1$  and  $T_2$  are functionally equivalent and  $|\text{supp}(\alpha)| + 2(\text{depth}(T_1) + \text{depth}(T_2)) \leq n/2$ , then  $T_2|_{\alpha}$  is a  $b$ -tree.

*Proof.* Suppose that  $T_2|_{\alpha}$  has a  $\neg b$ -branch  $\tau_2$ . Since  $T_1$  and  $T_2$  are functionally equivalent it holds that  $T_1|_{\alpha \cup \tau_2}$  is a  $\neg b$ -tree, where we use [Corollary 2.7](#). This contradicts the assumption that  $T_1|_{\alpha}$  is a  $b$ -tree.  $\square$

For decision trees  $T, T_1, T_2, \dots, T_m$  we say that  $T$  represents  $\bigvee_{i=1}^m T_i$  if for every branch  $\tau$  of  $T$  ending in a leaf labeled 1 it holds that there is an  $i \in [m]$  such that  $T_i|_{\tau} = 1$ , and if  $\tau$  ends in a leaf labeled 0, then for all  $i \in [m]$  it holds that  $T_i|_{\tau} = 0$ .

Recall that the key idea of [\[PRT22\]](#) is that one need not consider all formulas in the proof at the same time. Rather one can focus on the sub-formulas of a given line and establish that these admit what is called an  $\ell$ -common partial decision tree of small depth. This is a decision tree with the property that at each leaf each of the formulas can be described by a decision tree of depth  $\ell$ . The formal definition follows.

**Definition 2.10** (common partial decision tree). Let  $T_1, \dots, T_m$  be decision trees over the variables of the Tseitin formula  $\text{Tseitin}(G_n)$ . A decision tree  $\mathcal{T}$  is said to be an  $\ell$ -common partial decision tree for  $T_1, \dots, T_m$  of depth  $t$  if

1. the depth of  $\mathcal{T}$  is bounded by  $t$ , and
2. for every  $T_i$  and branch  $\tau \in \mathcal{T}$  there are decision trees  $T(i, \tau)$  of depth  $\ell$  satisfying the following. Let  $\mathcal{T}_i$  be the decision tree obtained from  $\mathcal{T}$  by appending the trees  $T(i, \tau)$  at the corresponding leaf  $\tau$  of  $\mathcal{T}$ . Then, if a branch  $\tau' \in \mathcal{T}_i$  ends in a leaf labeled  $b$ , it holds that  $T_i|_{\tau'} = b$ .

Let  $m_1, \dots, m_M \in \mathbb{N}^+$  for some integer  $M$ . Consider decision trees  $T_i^j$  for  $i \in [m_j]$  and  $j \in [M]$ . For  $j \in [M]$  let  $T_j$  be a decision tree that represent  $\bigvee_{i=1}^{m_j} T_i^j$ . An  $\ell$ -common partial decision tree  $\mathcal{T}$  of depth  $t$  represents the sequence  $(\bigvee_{i=1}^{m_j} T_i^j)_{j=1}^M$  if it is an  $\ell$ -common partial decision tree for  $T^1, \dots, T^M$  of depth  $t$ .

## 2.7 Evaluations

The concept of an *evaluation* was introduced by Krajíček et al. [\[KPW95\]](#) and is a very convenient tool for proving lower bounds on Frege proof size. The content of this section is standard and we follow the presentation of Urquhart and Fu [\[UF96\]](#) while using the notation of Håstad [\[Hås20\]](#). We need a generalization of previous notions as introduced by Pitassi et al. [\[PRT22\]](#).

**Definition 2.11** (evaluation). The set of formulas  $\Gamma$  has a *t-evaluation*  $\varphi$ , mapping formulas from  $\Gamma$  to locally consistent decision trees of depth at most  $t$  if the following holds.

1. The mapping  $\varphi$  assigns constants (variables) to the corresponding decision trees of depth 0 (of depth 1),
2. axioms are assigned to 1-trees,
3. if  $\varphi(F) = T$ , then  $\varphi(\neg F)$  is the same decision tree as  $T$  except that the leaf-labels are negated, and
4. if  $F = \bigvee_{i \in [s]} F_i$ , then  $\varphi(F)$  represents  $\bigvee_{i \in [s]} \varphi(F_i)$ .

Eventually we will associate each line of a Frege proof with its own *t-evaluation*. In order to argue about the proof we require that these different *t-evaluations* are functionally equivalent as explained in the following. Let us say that two formulas are *isomorphic* if they only differ in the order of the binary  $\vee$  connectives.

**Definition 2.12** (functional equivalence of evaluations). Consider a *t-evaluation*  $\varphi$  defined over a set of formulas  $\Gamma$  and similarly let  $\varphi'$  be a *t-evaluation* defined over the set of formulas  $\Gamma'$ . The two *t-evaluations*  $\varphi$  and  $\varphi'$  are *functionally equivalent* if all isomorphic formulas  $F \in \Gamma$  and  $F' \in \Gamma'$  satisfy that the decision trees  $\varphi(F)$  and  $\varphi'(F')$  are functionally equivalent.

We say that a *Frege proof* has a *t-evaluation* if each line  $\nu$  in the proof has a *t-evaluation*  $\varphi^\nu$  for all sub-formulas occurring on  $\nu$  and for all lines  $\nu, \nu'$  it holds that  $\varphi^\nu$  and  $\varphi^{\nu'}$  are functionally equivalent.

The following lemma is central. It states that if we have a  $t(k)$ -evaluation for a Frege proof with  $t(k) \leq n/16$ , then all lines in the proof are represented by 1-trees. As constant false is represented by a 0-tree ([Definition 2.11](#), [Property 1](#)) it is thus not possible to derive contradiction. Hence any Frege refutation is large, respectively long in the case of Frege proofs of bounded line size.

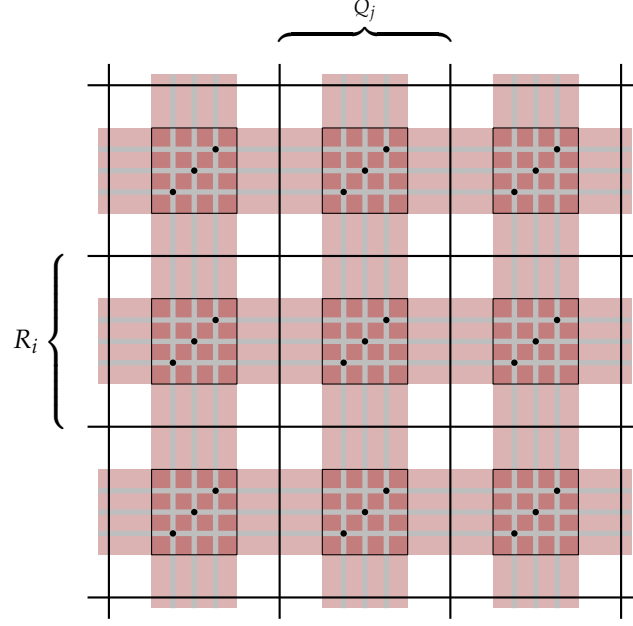
**Lemma 2.13.** *Let  $n, t \in \mathbb{N}$  such that  $t \leq n/16$  and suppose that we have a Frege proof of a formula  $A$  from the Tseitin formula  $\text{Tseitin}(G_n)$  defined over the  $n \times n$  grid. If this proof has a *t-evaluation*, then each line in the derivation is mapped to a 1-tree. In particular  $A \neq \perp$ , that is, contradiction cannot be derived.*

The proof of [Lemma 2.13](#) follows by standard arguments. For completeness we provide a proof in [Appendix A](#).

### 3 Full Restrictions

In this section we introduce a space of restrictions that we use to turn the Tseitin contradiction  $\text{Tseitin}(G_{n_1})$  defined over the  $n_1 \times n_1$  grid into the Tseitin contradiction  $\text{Tseitin}(G_{n_2})$  over the smaller  $n_2 \times n_2$  grid. Throughout we assume that  $n_1$  and  $n_2$  are odd integers such that the mentioned Tseitin formulas are indeed contradictions.

Let  $D = \lfloor n_1/n_2 \rfloor$  and partition the columns (rows) of the  $n_1 \times n_1$  grid into  $n_2$  almost equal sized sets  $\mathcal{Q} = \{Q_i \mid i \in [n_2]\}$  (sets  $\mathcal{R} = \{R_i \mid i \in [n_2]\}$ ) such that each set  $Q_i$  (set  $R_i$ ) contains  $D$  or  $D + 1$  consecutive columns (rows). The *central columns* of  $Q \in \mathcal{Q}$  consist of columns  $q \in Q$  such that  $Q$  has at least  $D/8$  columns to the left and right of  $q$  and similarly we let the *central rows* of  $R \in \mathcal{R}$  consist of rows  $r \in R$  such that  $R$  has at least  $D/8$  rows up and down of  $r$ . For each set  $Q \in \mathcal{Q}$  (set  $R \in \mathcal{R}$ ) we designate  $\Delta = \lfloor D/5 \rfloor$  of the central columns in  $Q$



**Figure 1:** Centers and central areas: central columns and central rows are highlighted red while center columns and center rows are shaded gray

(central rows in  $R$ ) to be the *center columns* (*center rows*). These center columns (center rows) are chosen evenly spaced from the central columns (central rows) and hence there are always at least 2 central columns (central rows) between each consecutive pair of center columns (center rows).

The partitions  $\mathcal{Q}$  and  $\mathcal{R}$  naturally induce a partition of the  $n_1 \times n_1$  grid into  $n_2^2$  sub-squares: sub-square  $(i, j)$  is defined as the sub-graph induced by the nodes in  $R_i \cap Q_j$ . The *central area* of a sub-square  $(i, j)$  consists of the nodes in the intersection of the central rows of  $R_i$  and the central columns of  $Q_j$ . The  $\ell$ th *center* of a sub-square is the node in the intersection of the  $\ell$ th center row of  $R_i$  and the  $\ell$ th center column of  $Q_j$ . Each sub-square has hence  $\Delta$  centers. A schematic picture is given in Figure 1.

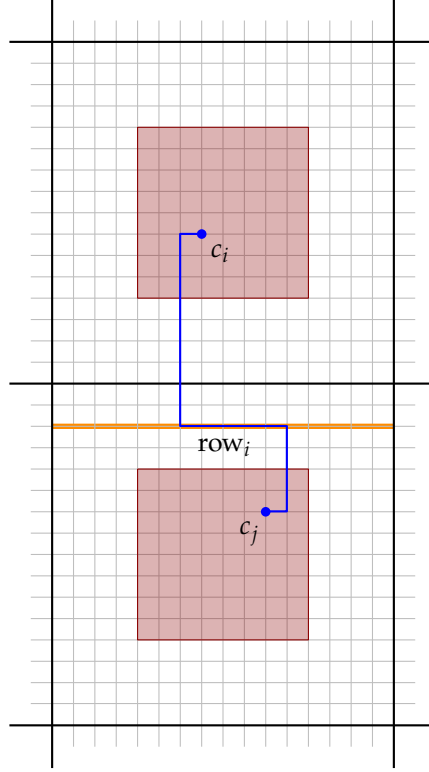
A restriction chooses one center per sub-square which, eventually, will be the nodes of the smaller  $n_2 \times n_2$  grid. For this to make sense we need to explain (1) how to connect such centers by paths and (2) how these paths correspond to variables in the smaller instance.

Let us specify the paths used to connect centers in adjacent sub-squares. Suppose we are given a center  $c_i$  and a center  $c_j$  in the sub-square below. Since there are at least  $2 \cdot \lceil D/8 \rceil \geq \Delta$  rows between the two central areas we can designate for each center  $c_i$  a unique row  $\text{row}_i$  in the middle area.

To connect  $c_i$  to  $c_j$  we start at  $c_i$ , first go 1 step to the left and then straight down to  $\text{row}_i$ . This is complemented by starting at  $c_j$ , going 1 step to the right, and then straight up to  $\text{row}_i$ . The appropriate segment from  $\text{row}_i$  completes the path. An illustration is provided in Figure 2.

Connecting  $c_i$  to a center  $c_j$  in a sub-square to the right is done in an analogous way: there is a unique column  $\text{col}_i$  associated with the center  $c_i$ . The path consists of five non-empty segments. The first segment consists of the vertical edge down from  $c_i$  while the last segment consists of the vertical edge up from  $c_j$ . We add two horizontal segments connecting the first and last segment to the designated column  $\text{col}_i$  and use the appropriate middle segment from  $\text{col}_i$ .

This completes the discussion of the paths. Let us turn our attention to how a path



**Figure 2:** A path connecting  $c_i$  to a center  $c_j$  in the sub-square below with the central areas highlighted red and the designated row  $\text{row}_i$  highlighted orange

corresponds to a variable in the smaller Tseitin instance. Recall that  $n_1 > n_2$  are odd.

A restriction  $\sigma \in \Sigma(n_1, n_2) = \Sigma_{\mathcal{Q}, \mathcal{R}}(n_1, n_2)$  is defined by one center in each sub-square (the so-called *chosen centers*  $C_\sigma$  of  $\sigma$ ) and an assignment  $\sigma_0$  to the edges of the  $n_1 \times n_1$  grid that satisfies the Tseitin formula with 0 charges at the chosen centers and 1 charges at all other nodes. Since the number of chosen centers is odd, by [Lemma 2.1](#), such an assignment exists.

Let us call a path that connects two chosen centers a *chosen path* and note that the set of chosen paths is pair-wise edge-disjoint. For each chosen path  $P$  we introduce a new variable  $y_P$  and define the *full restriction*  $\sigma$  as

$$\sigma(x_e) = \begin{cases} \sigma_0(x_e) & \text{if } e \text{ is not on a chosen path,} \\ y_P & \text{if } e \text{ is on a chosen path } P \text{ and } \sigma_0(x_e) = 1, \\ \neg y_P & \text{if } e \text{ is on a chosen path } P \text{ and } \sigma_0(x_e) = 0. \end{cases} \quad (2)$$

The value given by  $\sigma_0$  to a variable that is not on a chosen paths is called the *final value*. See [Figure 3](#) for an illustration.

We claim that  $\text{Tseitin}(G_{n_1}) \upharpoonright_\sigma$  is the Tseitin contradiction  $\text{Tseitin}(G_{n_2})$  defined over the smaller  $n_2 \times n_2$  grid. Let us check that under  $\sigma$  all the axioms of  $\text{Tseitin}(G_{n_1})$  are either mapped to true (and can be removed) or to an axiom of the smaller instance  $\text{Tseitin}(G_{n_2})$ :

- The axioms of a node  $v$  not on a chosen path are satisfied since  $\sigma_0$  assigns an odd number of incident edges to 1.
- The axioms of an interior node  $v$  of a chosen path  $P$  are reduced to tautologies: the axioms are true independent of the value of  $y_P$  since flipping the value of  $y_P$  changes the value of two variables incident to  $v$ .





### 3.3 Decision Trees and Full Restrictions

In this section we define  $T|_{\sigma}$ : the restriction of a decision tree  $T$  by a full restriction  $\sigma$ . Recall that for a partial assignment  $\alpha$  the decision tree  $T|_{\alpha}$  only consists of branches pairwise locally consistent with  $\alpha$  (see Section 2.6). In the following we define a notion of local consistency for full restrictions so that we can define  $T|_{\sigma}$  as for partial assignments.

While the initial decision tree  $T$  queries variables  $x_e$ , the resulting decision tree  $T|_{\sigma}$  queries path variables  $y_P$  defined on the smaller grid. The idea of pairwise local consistency of a full restrictions  $\sigma \in \Sigma(n_1, n_2)$  and a partial assignment  $\tau$  is not complicated: we want to ensure that if a variable is assigned a constant by both  $\tau$  and  $\sigma$ , then these agree. Furthermore we require that the restriction induced by  $\tau$  on the smaller  $n_2 \times n_2$  grid is locally consistent. The following definition formalizes this notion.

**Definition 3.1** (pairwise local consistency for full restrictions). Consider the Tseitin formula  $\text{Tseitin}(G_{n_1})$  defined over the  $n_1 \times n_1$  grid, denote by  $X$  the variables of  $\text{Tseitin}(G_{n_1})$ , let  $\tau: X \rightarrow \{0, 1, *\}$  be a partial assignment, and denote by  $\sigma \in \Sigma(n_1, n_2)$  a full restriction. We say that  $\tau$  and  $\sigma$  are *pairwise locally consistent* if the following holds.

1. For all variables  $x \in X$  it holds that if  $x$  is assigned to a constant by both  $\tau$  and  $\sigma$ , then  $\sigma(x) = \tau(x)$ .
2. Suppose  $\sigma$  maps  $x_1$  and  $x_2$  to the same variable. If  $x_1, x_2 \in \tau^{-1}(\{0, 1\})$ , then
  - (a)  $\tau(x_1) = \tau(x_2)$  if  $\sigma(x_1) = \sigma(x_2)$ ,
  - (b)  $\tau(x_1) = \neg\tau(x_2)$  if  $\sigma(x_1) = \neg\sigma(x_2)$ .
3. If  $\tau_{\sigma}$  denotes the minimal partial assignment such that for all  $x \in \text{dom}(\tau)$  it holds that

$$\tau_{\sigma}(\sigma(x)) = \tau(x) ,$$

then we require that  $\tau_{\sigma}$  is locally consistent with respect to the  $n_2 \times n_2$  grid as defined in Definition 2.2.

Note that Property 2 of the above definition ensures that  $\tau_{\sigma}$  is well defined, that is, it ensures that there are no two edges on a chosen path  $P$  such that  $\tau_{\sigma}$  assigns 0 and 1 to  $y_P$ . Note that  $\tau_{\sigma}$ , as defined in Property 3 of Definition 3.1, can simply be thought of as the restriction that  $\tau$  induces on the smaller grid. In case a more explicit description of  $\tau_{\sigma}$  is sought: the partial assignment  $\tau_{\sigma}$  may equivalently be defined as

$$\tau_{\sigma}(y_P) = \begin{cases} \tau(x_e) & \text{if there is an edge } e \in P \text{ such that } x_e \in \tau^{-1}(\{0, 1\}) \text{ and } \sigma(x_e) = y_P, \\ \neg\tau(x_e) & \text{if there is an edge } e \in P \text{ such that } x_e \in \tau^{-1}(\{0, 1\}) \text{ and } \sigma(x_e) = \neg y_P, \\ * & \text{otherwise.} \end{cases}$$

With the notion of pairwise local consistency for full restrictions  $\sigma$  in place we are ready to define the restriction of a decision tree  $T$  by a full restriction  $\sigma$ , denoted by  $T|_{\sigma}$ , as follows. Consider a branch  $\tau \in T$  that is pairwise locally consistent with  $\sigma$ . The restricted decision tree  $T|_{\sigma}$  contains the branch  $\tau_{\sigma}$  as defined in Property 3 of Definition 3.1 for each such  $\tau$ . By definition each such branch  $\tau_{\sigma}$  is locally consistent with respect to the smaller grid. Furthermore, these branches fit into a tree-structure once duplicate queries to the same variable are removed.

However, if there is *no* branch  $\tau \in T$  pairwise locally consistent with  $\sigma$ , then the above restriction fails to return a decision tree. For shallow trees we are guaranteed to obtain locally consistent decision trees as summarized in the following.

**Lemma 3.2.** *Let  $T$  be a decision tree on the variables of the Tseitin formula  $\text{Tseitin}(G_{n_1})$  and denote by  $\sigma \in \Sigma(n_1, n_2)$  a full restriction. If  $\text{depth}(T) = t \leq n_2/4$ , then  $T \upharpoonright_\sigma$  is a locally consistent decision tree of depth at most  $t$ .*

*Proof.* We need to argue that there is a branch  $\tau \in T$  pairwise locally consistent with  $\sigma$ . We construct  $\tau$  inductively starting with  $v$  being the root node of  $T$ . Denote by  $\tau^v$  the partial assignment from the root to  $v$  and let  $\tau_\sigma^v$  be the assignment induced by  $\tau^v$  on the smaller grid as defined in [Property 3](#) of [Definition 3.1](#). Suppose  $v$  is an internal node labeled  $x_e$ . If  $\sigma$  assigns  $x_e$  to a constant, then recurse on the node the out-edge of  $v$  labeled  $\sigma(x_e)$  points to. Otherwise  $\sigma$  assigns  $x_e$  to a variable.

1. If  $\tau_\sigma^v$  assigns the variable  $y_P$  that  $\sigma(x_e)$  maps to, then recurse on the node the out-edge of  $v$  labeled
  - (a)  $\tau_\sigma^v(y_P)$  points to, assuming  $\sigma(x_e) = y_P$ , or
  - (b)  $\neg\tau_\sigma^v(y_P)$  points to, assuming  $\sigma(x_e) = \neg y_P$ .
2. Else  $\tau_\sigma^v$  does not assign  $y_P$ . Let  $b \in \{0, 1\}$  such that  $\tau_\sigma^v \cup \{y_P \mapsto b\}$  is a locally consistent assignment on the  $n_2 \times n_2$  grid. Recurse on the node the out-edge of  $v$  labeled  $b$  points to.

If the node  $v$  is a leaf, then we have found a branch  $\tau = \tau^v$  in  $T$  that is pairwise consistent with  $\sigma$ .

The above process may fail in [Step 2](#) if there is no  $b \in \{0, 1\}$  such that  $\tau_\sigma^v \cup \{y_P \mapsto b\}$  is locally consistent. Since  $\text{depth}(T) \leq n_2/4$  by [Lemma 2.3](#) there is always such a choice. The statement follows.  $\square$

**Lemma 3.3.** *Let  $T$  and  $T'$  be two functionally equivalent decision trees on the variables of the Tseitin formula  $\text{Tseitin}(G_{n_1})$  and denote by  $\sigma \in \Sigma(n_1, n_2)$  a full restriction. If  $\text{depth}(T), \text{depth}(T') \leq n_2/8$ , then  $T \upharpoonright_\sigma$  and  $T' \upharpoonright_\sigma$  are locally equivalent.*

*Proof.* Consider a  $b$ -branch  $\tau \in T$  pairwise locally consistent with  $\sigma$ . Since  $\tau$  and  $\sigma$  are pairwise consistent the decision tree  $T \upharpoonright_\sigma$  contains the  $b$ -branch  $\tau_\sigma$  as defined in [Property 3](#) of [Definition 3.1](#).

As  $T$  and  $T'$  are functionally equivalent the decision tree  $T' \upharpoonright_\tau$  is a  $b$ -tree. Since for all  $x \in \text{dom}(\tau)$  it holds that  $\tau_\sigma(\sigma(x)) = \tau(x)$ , it follows that the decision tree  $(T' \upharpoonright_\sigma) \upharpoonright_{\tau_\sigma}$  is also a  $b$ -tree. Here we rely on [Corollary 2.7](#) to argue that the decision tree  $T' \upharpoonright_\sigma$  restricted by  $\tau_\sigma$  is well defined. The statement follows.  $\square$

### 3.4 Evaluations and Full Restrictions

Given a  $t$ -evaluation  $\varphi$  for  $\Gamma$  and a full restriction  $\sigma$ , we denote by  $\varphi \upharpoonright_\sigma$  the  $t$ -evaluation for  $\Gamma \upharpoonright_\sigma$  defined by  $\varphi \upharpoonright_\sigma(F \upharpoonright_\sigma) = \varphi(F) \upharpoonright_\sigma$  for all  $F \in \Gamma$ .

Consider a Frege proof of depth  $d$  and for a line  $\nu$  in the proof let us denote by  $\Gamma^\nu$  the set of sub-formulas occurring on line  $\nu$ . We intend to construct a sequence of full restrictions  $\sigma_1, \sigma_2, \dots, \sigma_d$  with the following property. Denote by  $\sigma_k^*$  the concatenation of the first  $k$  restrictions in the sequence and let  $t(k)$  be a function growing with  $k$  to be fixed – it will depend on the application. From the sequence of restrictions we require that all sub-formulas occurring in the proof of depth at most  $k$  have functionally equivalent  $t(k)$ -evaluations after hitting them with the restriction  $\sigma_k^*$ . In more detail, for every line  $\nu$  we want a  $t(k)$ -evaluation for the formulas in

$$\Gamma_k^\nu = \{F \upharpoonright_{\sigma_k^*} \mid F \in \Gamma^\nu \wedge \text{depth}(F) \leq k\} \quad (3)$$

and require that any pair of these  $t(k)$ -evaluations is functionally equivalent. We construct these  $t(k)$ -evaluations by induction on  $k$ . To ensure that the domain of the  $t$ -evaluations does not decrease when we apply another restriction we rely on the following lemma.

**Lemma 3.4.** *Let  $n_1, n_2, t \in \mathbb{N}$  such that  $n_2 \leq n_1$  and  $t \leq n_2/8$ . Denote by  $\varphi$  a  $t$ -evaluation defined over the set of formulas  $\Gamma$ , let  $\varphi'$  be a  $t$ -evaluation defined over the set of formulas  $\Gamma'$ , and denote by  $\sigma \in \Sigma(n_1, n_2)$  a full restriction. If  $\varphi$  and  $\varphi'$  are functionally equivalent, then  $\varphi \upharpoonright_\sigma$  and  $\varphi' \upharpoonright_\sigma$  are also functionally equivalent  $t$ -evaluations with domains  $\text{dom}(\varphi \upharpoonright_\sigma) = \Gamma \upharpoonright_\sigma$  and  $\text{dom}(\varphi' \upharpoonright_\sigma) = \Gamma' \upharpoonright_\sigma$ .*

*Proof.* Fix a formula  $F \in \Gamma$  and let  $T = \varphi(F)$ . By definition we have that  $\varphi \upharpoonright_\sigma(F \upharpoonright_\sigma) = T \upharpoonright_\sigma$ . By Lemma 3.2 we see that  $T \upharpoonright_\sigma$  is a locally consistent decision tree with respect to the  $n' \times n'$  grid and it holds that  $\text{depth}(T \upharpoonright_\sigma) \leq t$ . We need to check that  $T \upharpoonright_\sigma$  satisfies Properties 1 to 4 of Definition 2.11. Properties 1 to 3 are immediate since the process of a restriction neither depends on the labels of the leaves nor does it change them.

We are left to show Property 4. Suppose  $F = \bigvee_{i \in [m]} F_i$ , let  $T_i = \varphi(F_i)$  and consider a  $b$ -branch  $\tau$  in  $T$  that is pairwise locally consistent with  $\sigma$ . Since  $\varphi$  is a  $t$ -evaluation it holds that if  $b = 0$ , then  $T_i \upharpoonright_\tau = 0$  for all  $i \in [m]$  and if  $b = 1$ , then there is an  $i \in [m]$  such that  $T_i \upharpoonright_\tau = 1$ .

Since  $\tau$  and  $\sigma$  are locally consistent the decision tree  $T \upharpoonright_\sigma$  contains the  $b$ -branch  $\tau_\sigma$  as defined in Property 3 of Definition 3.1. Recall that restricting first by  $\sigma$  and then  $\tau_\sigma$  sets the variables in  $\text{dom}(\tau)$  to the same constants as  $\tau$  does, that is, for  $x \in \text{dom}(\tau)$  we have that  $\tau_\sigma(\sigma(x)) = \tau(x)$ . Hence if  $T_i \upharpoonright_\tau$  is a  $b$ -tree, then the decision tree  $T_i \upharpoonright_\sigma$  under the restriction  $\tau_\sigma$  is also a  $b$ -tree. For the last statement we relied on Corollary 2.7. This yields Property 4.

The claimed functional equivalence follows from Lemma 3.3. This establishes the claim.  $\square$

The important step of the argument is to use a switching lemma to extend the domain of the  $t(k)$ -evaluation from  $\Gamma_k^\vee$  to  $\Gamma_{k+1}^\vee$ . We give that argument in the next section.

## 4 Proofs of the Main Theorems

We first reprove the main theorem of [Hås20] with improved parameters.

**Theorem 4.1.** *For  $d = O(\frac{\log n}{\log \log n})$  it holds that any depth- $d$  Frege refutation of the Tseitin formula  $\text{Tseitin}(G_n)$  with odd charges at all nodes of the  $n \times n$  grid requires size*

$$\exp\left(\Omega(n^{1/d} / \log^4 n)\right).$$

As outlined in Section 3.4 we construct a  $t$ -evaluation for all sub-formulas occurring in a short and shallow Frege proof. By Lemma 2.13 we then conclude that all shallow Frege proofs of the Tseitin contradiction must be long. For the total size lower bound we in fact do not create distinct  $t$ -evaluations per line but rather a single one, used on each line. Such a  $t$ -evaluation is clearly functionally equivalent and hence satisfies our needs. In order to extend the  $t$ -evaluation to larger depth we use the following switching lemma.

**Lemma 4.2 (Switching Lemma).** *There are absolute constants  $A, C, n_0 > 0$  such that for integer  $n \geq n_0$  the following holds. Let  $k, m, n', s, t \in \mathbb{N}^+$  satisfy  $n/n' \geq At \log^4 n$ ,  $k = n'^2(1 \pm 0.01)C \log n'$  be odd, and  $t \leq s \leq n'/32$ . Then for any decision trees  $T_1, \dots, T_m$  of depth at most  $t$  querying edges of the  $n \times n$  grid it holds that if  $\sigma \sim \mathcal{D}_k(\Sigma(n, n'))$ , then the probability that  $\bigvee_{i=1}^m T_i \upharpoonright_\sigma$  cannot be represented by a decision tree of depth  $s$  is bounded by*

$$\left(\frac{At \log^4 n'}{n/n'}\right)^{s/64}.$$

The proof of [Lemma 4.2](#) is given in [Section 6](#). Let us verify that [Theorem 4.1](#) indeed follows from [Lemma 4.2](#).

*Proof of Theorem 4.1.* Suppose we have a refutation of size  $N \leq \exp(n^{1/d}/c_1 \log^4 n)$  for some large constant  $c_1 > 0$ . Denote by  $\Gamma$  the set of sub-formulas occurring in this alleged proof. We proceed by induction on  $i = 0, 1, 2, \dots, d-1$  as follows.

Assume by induction that we are given a sequence of restrictions  $\sigma_1, \sigma_2, \dots, \sigma_{i-1}$ , denote by  $\sigma_{i-1}^*$  the composition thereof, and suppose that we have a  $t_i$ -evaluation  $\varphi_i$  defined on all formulas

$$\Gamma_i = \{F \upharpoonright_{\sigma_{i-1}^*} \mid F \in \Gamma \text{ and } \text{depth}(F) \leq i\} \quad (4)$$

of original depth at most  $i$ . Sample a full restriction  $\sigma_i \in \mathcal{D}_k(\Sigma(n_i, n_{i+1}))$  and extend  $\varphi_i$  to a  $t_{i+1}$ -evaluation  $\varphi_{i+1}$  defined on all formulas  $\Gamma_{i+1}$  of original depth at most  $i+1$ .

Let us implement the above plan. We choose  $t_0 = 1$  and  $n_0 = n$ , set  $s = 152 \log N$ , and let  $t_i = s$  and  $n_i = \lfloor n_{i-1}/4At_{i-1} \log^4 n_{i-1} \rfloor$  for  $i \in [d]$ . The constant  $A$  is chosen as in [Lemma 4.2](#).

Initially, for  $i = 0$ , each formula is either a variable which is mapped by  $\varphi_0$  to the depth 1 decision tree evaluating it or a constant which is mapped to the appropriate depth 0 decision tree. For the inductive step we may assume that we have a  $t_i$ -evaluation  $\varphi_i$  for all formulas in  $\Gamma_i$ .

Sample  $\sigma_i \in \mathcal{D}_k(\Sigma(n_i, n_{i+1}))$ . We need to extend the  $\varphi_i$  to a  $t_{i+1}$ -evaluation  $\varphi_{i+1}$  defined on all formulas  $\Gamma_{i+1}$  of original depth at most  $i+1$ . Consider any such formula  $F \in \Gamma$ . We define  $\varphi_{i+1}$  as follows.

1. If  $F$  is of depth at most  $\text{depth}(F) \leq i$ , then we let  $\varphi_{i+1}(F \upharpoonright_{\sigma_i^*}) = \varphi_i(F \upharpoonright_{\sigma_{i-1}^*}) \upharpoonright_{\sigma_i}$ . By [Lemma 3.4](#) the restricted  $t_i$ -evaluation  $\varphi_i \upharpoonright_{\sigma_i}$  is defined on such formulas.
2. If  $F = \neg F'$  is of depth  $i+1$ , then  $\varphi_{i+1}(F \upharpoonright_{\sigma_i^*})$  is defined in terms of  $\varphi_{i+1}(F' \upharpoonright_{\sigma_i^*})$  by negating all the leaf labels.
3. If  $F = \bigvee_j F_j$  is of depth  $i+1$  and each  $F_j$  is of depth at most  $\text{depth}(F_j) \leq i$ , then we appeal to [Lemma 4.2](#) to obtain a decision tree  $T$  of depth  $\text{depth}(T) \leq t_{i+1}$  representing  $\bigvee_j T_j$  for  $T_j = \varphi_i(F_j \upharpoonright_{\sigma_{i-1}^*})$ .

The only place where the extension might fail is in [Item 3](#). By [Lemma 4.2](#) and our choice of parameters we see that the failure probability is bounded by

$$\left( \frac{At_i \log^4 n_{i+1}}{n_i/n_{i+1}} \right)^{s/76} \leq \left( \frac{At_i \log^4 n_{i+1}}{2At_i \log^4 n_i} \right)^{2 \log N} \leq N^{-2} . \quad (5)$$

We union bound over at most  $N$  sub-formulas and thus succeed with probability  $1 - N^{-1}$  in every step.

This completes the induction and we thus obtain a refutation of the formula  $\text{Tseitin}(G_{n_d})$  with a  $t_d$ -evaluation  $\varphi_d$ . Note that  $n_d \geq n / \log^{d-1}(N) (c_2 \log^4 n)^d$  for some constant  $c_2 > 0$ . On the other hand we have  $t_d = 152 \log N$ . Thus if  $\log N \leq n^{1/d}/c_1 \log^4 n$  for constant  $c_1 > 0$  large enough, then we get a contradiction to [Lemma 2.13](#). The claimed lower bound follows.  $\square$

We turn our attention to the main result of the paper.

**Theorem 4.3.** *For any Frege refutation of the Tseitin formula  $\text{Tseitin}(G_n)$  with odd charges at all nodes of the  $n \times n$  grid the following holds. If each line of the refutation is of size  $M$  and depth  $d$ , then the number of lines in the refutation is*

$$\exp \left( \Omega \left( \frac{n}{((\log n)^{O(1)} \log M)^d} \right) \right).$$

Note that the lower bounds obtained from [Theorem 4.3](#) are much stronger than the lower bounds obtained from [Theorem 4.1](#) if the line-size  $M$  is bounded. For example, if  $M = O(n^{\text{polylog}(n)})$  and the depth  $d = o(\frac{\log n}{\log \log n})$ , then we obtain a length lower bound of  $\exp(n^{1-o(1)})$ . This lower bound is essentially optimal since there is a resolution refutation of length  $2^{O(n)}$ .

The strategy of the proof is similar to the proof of [Theorem 4.1](#): we again build a  $t$ -evaluation for a supposed Frege proof. The main difference is that instead of creating a single  $t$ -evaluation for the entire proof we in fact independently create  $t$ -evaluations for each line. These  $t$ -evaluations turn out to be functionally equivalent, as defined in [Definition 2.12](#). We obtain the claimed bounds by an appeal to [Lemma 2.13](#).

Suppose we are given a Frege refutation of the Tseitin principle defined over the  $n \times n$  grid consisting of  $N$  lines, where each line is a formula of size  $M$  and depth  $d$ . Denote by  $\Gamma^\nu$  the set of sub-formulas of line  $\nu \in [N]$  in the proof. We construct a sequence of restrictions  $\sigma_1, \sigma_2, \dots, \sigma_d$  such that all formulas of depth at most  $\eta \in [d]$  have functionally equivalent  $t(\eta)$ -evaluations if hit by the concatenation  $\sigma_\eta^*$  of the first  $\eta$  restrictions in the sequence, where  $t(\eta)$  is some function dependent on  $\eta$  to be fixed later. That is, for every line  $\nu$  we have a  $t(\eta)$ -evaluation  $\varphi_\eta^\nu$  for all formulas in the set

$$\Gamma_\eta^\nu = \{F \upharpoonright_{\sigma_\eta^*} \mid F \in \Gamma^\nu \wedge \text{depth}(F) \leq \eta\}, \quad (6)$$

and all these  $t(\eta)$ -evaluations are functionally equivalent. In addition to these  $t(\eta)$ -evaluations, for each line  $\nu$  we also maintain a decision tree  $\mathcal{T}_\eta(\nu)$ . We maintain the property that  $\mathcal{T}_\eta(\nu)$  is a  $t$ -common partial decision tree for all  $t(\eta)$ -evaluations  $\varphi_\eta^\nu(\Gamma_\eta^\nu)$  of bounded depth.

These common partial decision trees  $\mathcal{T}_\eta(\nu)$  are useful to extend the  $t(\eta)$ -evaluations  $\varphi_\eta^\nu$  to larger depths. In each such step, increasing  $\eta$ , we apply for each branch  $\tau$  from  $\mathcal{T}_\eta(\nu)$  the following multi-switching lemma to the set of decision trees  $\varphi_\eta^\nu(\Gamma_\eta^\nu) \upharpoonright_\tau$  of depth at most  $t(\eta)$ . We then extend  $\mathcal{T}_\eta(\nu)$  in each leaf  $\tau$  by the the common partial decision tree from the lemma to obtain  $\mathcal{T}_{\eta+1}(\nu)$  of slightly larger depth.

**Lemma 4.4** (Multi-switching Lemma). *There are absolute constants  $A, c_1, c_2, n_0 > 0$  such that for integer  $n \geq n_0$  the following holds. Let  $k, M, n', s, t \in \mathbb{N}^+$  satisfy  $n/n' \geq At \log^{c_1} n$ ,  $k = n'^2(1 \pm 0.01)C \log n'$  be odd, and  $t \leq s \leq n'/32$ . For  $m_1, \dots, m_M \in \mathbb{N}^+$  and any decision trees  $T_i^j$  of depth at most  $t$ , where  $j \in [M]$  and  $i \in [m_j]$ , it holds that if  $\sigma \sim \mathcal{D}_k(\Sigma(n, n'))$ , then the probability that  $(\bigvee_{i=1}^{m_j} T_i^j \upharpoonright_\sigma)_{j=1}^M$  cannot be represented by an  $\ell$ -common partial decision tree of depth  $s$  is bounded by*

$$M^{s/\ell} \left( \frac{At \log^{c_1} n}{n/n'} \right)^{s/c_2}.$$

We defer the proof of [Lemma 4.4](#) to [Section 7](#). In the following we explain how [Theorem 4.3](#) follows from [Lemma 4.4](#).

We apply [Lemma 4.4](#) with mostly the same parameters. Let us fix these. We choose  $\ell = t = \log M$ , let  $n_0 = n$  and set  $n_\eta = \lfloor n_{\eta-1}/A_1 \cdot t \cdot \log^{c_1} n_{\eta-1} \rfloor$  for  $\eta \in [d]$  and a sufficiently large

constant  $A_1$ . The parameter  $s$  depends on  $\eta$  and is fixed to  $s = s_\eta = 2^{\eta-1} \log N$ . With these parameters in place we can finally also fix  $t(\eta) = \sum_{i \leq \eta} s_i + \log M \leq 2^\eta \log N + \log M$ .

**Lemma 4.5.** *Suppose that for every line  $v \in [N]$  we have functionally equivalent  $t(\eta-1)$ -evaluations  $\varphi_{\eta-1}^v$  for formulas in  $\Gamma_{\eta-1}^v$  along with a  $t$ -common partial decision tree  $\mathcal{T}_{\eta-1}(v)$  for  $\varphi_{\eta-1}^v(\Gamma_{\eta-1}^v)$  of depth  $\sum_{i < \eta} s_i$ . Suppose that  $t(\eta) \leq n_\eta/16$ . For  $\sigma_\eta \sim \mathcal{D}_k(\Sigma(n_{\eta-1}, n_\eta))$  with probability  $1 - N^{-1}$ , for every line  $v \in [N]$  there are functionally equivalent  $t(\eta)$ -evaluations  $\varphi_\eta^v$  for formulas in  $\Gamma_\eta^v$  and a  $t$ -common partial decision tree  $\mathcal{T}_\eta(v)$  for  $\varphi_\eta^v(\Gamma_\eta^v)$  of depth  $\sum_{i \leq \eta} s_i$ .*

*Proof.* Let us first extend the common partial decision trees and then explain how to obtain the evaluation  $\varphi_\eta^v$  for different lines  $v \in [N]$ .

The interesting formulas of original depth  $\eta$  to consider are the ones with a top  $\vee$  gate. Let us fix a line  $v \in [N]$  and consider all sub-formulas  $\{F^j = \bigvee_{i=1}^{m_j} F_i^j\}_{j=1}^{M_v}$  of line  $v$  of original depth  $\eta$  with a top  $\vee$  gate under the restriction  $\sigma_{\eta-1}^*$ . As the original depth of every formula  $F_i^j$  is at most  $\text{depth}(F_i^j) \leq \eta - 1$ , all these formulas are in the domain of the evaluation  $\varphi_{\eta-1}^v$ . Let us further fix a branch  $\tau$  in  $\mathcal{T}_{\eta-1}(v)$  and recall that all decision trees  $\varphi_{\eta-1}^v(F_i^j) \upharpoonright_\tau$  are of depth at most  $t$ .

For every  $v \in [N]$  and branch  $\tau$  of  $\mathcal{T}_{\eta-1}(v)$  we apply [Lemma 4.4](#) to the set of formulas  $F_i^j \upharpoonright_\tau$  with associated trees  $\varphi_{\eta-1}^v(F_i^j) \upharpoonright_\tau$  of depth at most  $t$ . The probability of failure of a single application is bounded by

$$M^{s_\eta/\ell} \left( \frac{At \log^{c_1} n_{\eta-1}}{n_{\eta-1}/n_\eta} \right)^{s_\eta/c_2} \leq M^{s_\eta/\log M} \left( \frac{At \log^{c_1} n_{\eta-1}}{A_1 t \log^{c_1} n_{\eta-1}} \right)^{s_\eta/c_2} \quad (7)$$

$$\leq 2^{-4s_\eta} = N^{-2^{\eta+1}}, \quad (8)$$

assuming that the constant  $A_1$  is large enough. As we invoke [Lemma 4.4](#) at most  $N \cdot 2^{\sum_{i < \eta} s_i} \leq N^{2^\eta}$  times, by a union bound, with probability at least  $1 - N^{-1}$ , there is a full restriction  $\sigma_\eta$  such that for every line  $v \in [N]$  and every branch  $\tau \in \mathcal{T}_{\eta-1}(v)$  we get a  $t$ -common partial decision tree of depth at most  $s_\eta$  for the formulas  $(F^j \upharpoonright_{\tau \sigma_\eta})_{j=1}^{M_v}$ . Let us denote this common decision tree by  $\mathcal{T}(v, \tau)$  and attach it to  $\mathcal{T}_{\eta-1}(v)$  at the leaf  $\tau$  to obtain  $\mathcal{T}_\eta(v)$ . The trees  $\mathcal{T}_\eta(v)$  are of depth at most  $\sum_{i \leq \eta} s_i$  as required.

Let us explain how to define the evaluation  $\varphi_\eta^v$  for a fixed line  $v \in [N]$ . Consider any formula  $F$  in  $\Gamma_\eta^v$ .

- If  $F$  is of depth less than  $\eta$ , then  $F$  is in the domain of  $\varphi_{\eta-1}^v$  and we can appeal to [Lemma 3.4](#).
- If  $F = \neg F'$  is of depth  $\eta$ , then  $\varphi_\eta^v(F)$  is defined from  $\varphi_\eta^v(F')$  by negating the labels at the leaves.
- For  $F = \bigvee_i F_i$  of depth  $\eta$  we use the previously constructed common partial decision trees. We define  $\varphi_\eta^v(F)$  to be the decision tree whose first  $\sum_{i \leq \eta} s_i$  levels are equivalent to  $\mathcal{T}_\eta(v)$  followed by  $t$  levels unique to  $F$  obtained from the multi-switching lemma.

Let us check that the decision trees  $\mathcal{T}_\eta(v)$  are indeed  $t$ -common partial decision trees for  $\varphi_\eta^v(\Gamma_\eta^v)$ . By construction this clearly holds for formulas of depth  $\eta$  with a top  $\vee$  gate. Since  $\mathcal{T}_\eta(v)$  is equivalent to  $\mathcal{T}_{\eta-1}(v)$  on the upper levels, and restrictions only decrease the depth of decision trees, by the initial assumptions this also holds for formulas of depth less than  $\eta$ . As the  $t(\eta)$ -evaluations of formulas of depth  $\eta$  with a top  $\neg$ -gate are defined in terms



of formulas of depth less than  $\eta$ , we also see that  $\mathcal{T}_\eta(v)$  is a  $t$ -common partial decision tree for such formulas.

Last we need to check that each  $\varphi_\eta^v$  is a  $t(\eta)$ -evaluation plus that these are pairwise functionally equivalent.

By [Lemma 3.4](#) all the properties hold for formulas of depth less than  $\eta$ . Let us verify the  $t(\eta)$ -evaluation properties for formulas of depth  $\eta$ . That is, we need to check that constants (variables) are mapped to the corresponding decision trees of depth 0 (of depth 1), that axioms are assigned to 1-trees, that the negation of a formula is assigned to the same decision tree as the formula is except that the leaf-labels are negated, and that if a formula  $F$  is the or of some sub-formulas, then the decision tree that  $F$  is mapped to represents the or of the decision trees that the sub-formulas are mapped to. Let us check these properties.

[Property 1](#) is immediate as  $\eta > 0$ . As we only consider locally consistent decision trees as defined in [Definition 2.5](#), [Property 2](#) also follows. Further, [Property 3](#) is satisfied by construction. [Property 4](#) can be established by checking the property for each branch  $\tau$  in  $\mathcal{T}_{\eta-1}(v)$  separately; for a fixed  $\tau$  we see by [Lemma 4.4](#) that this indeed holds.

Finally we need to establish that two  $t(\eta)$ -evaluations  $\varphi_\eta^v$  and  $\varphi_\eta^{v'}$  are functionally equivalent for formulas of depth  $\eta$ . By the inductive hypothesis isomorphic formulas with a top  $\neg$ -gate are functionally equivalent. Hence we are left to check functional equivalence for isomorphic formulas of depth  $\eta$  with a top  $\vee$  gate.

Let  $F = \bigvee_i F_i$  and  $F' = \bigvee_i F'_i$  be two isomorphic formulas from  $\Gamma_\eta^v$  and  $\Gamma_\eta^{v'}$  respectively. For the sake of contradiction suppose that  $\varphi_\eta^v(F) \upharpoonright_\tau = 1$  but  $\varphi_\eta^{v'}(F') \upharpoonright_\tau = 0$  for some assignment  $\tau$ . In the following we use that  $t(\eta) \leq n_\eta/16$  to argue that there are locally consistent branches as claimed.

By [Property 2](#) we know that for some  $F_i$  it holds that  $\varphi_\eta^v(F_i) \upharpoonright_\tau = 1$ . Since the formulas  $F$  and  $F'$  are isomorphic formulas we know that there is an  $F'_j$  such that  $F_i$  and  $F'_j$  are isomorphic formulas. As such formulas have functionally equivalent decision trees (by induction and [Lemma 3.4](#)) we get that  $\varphi_\eta^{v'}(F'_j) \upharpoonright_\tau = 1$ . But this cannot be as by [Property 4](#) of a  $t(\eta)$ -evaluation this implies that  $\varphi_\eta^{v'}(F') \upharpoonright_\tau = 1$ . This establishes that the different  $t(\eta)$ -evaluations are functionally equivalent, as required.  $\square$

With all pieces in place we are ready to prove [Theorem 4.3](#).

*Proof of Theorem 4.3.* Suppose we are given a proof of length  $N = \exp(n/((\log n)^c \log M)^d)$ , for some constant  $c > 0$ . We may assume that  $M \leq \exp(n^{1/d-1/d(d-1)})$ , as otherwise we can apply [Theorem 4.1](#).

In order to create the functionally equivalent  $t(\eta)$ -evaluations  $\varphi^v$  for each line  $v \in [N]$  we consecutively apply [Lemma 4.5](#)  $d$  times. We start with the evaluation  $\varphi_0^v$  which maps constants to the appropriate depth 0 decision tree and variables to the corresponding depth 1 decision trees. The common partial decision trees  $\mathcal{T}_0(v)$  are all empty.

After applying [Lemma 4.5](#)  $d$  times we are left with a  $t(d)$ -evaluation for the proof. We need to ensure that  $t(d)$  is upper bounded by the dimension of the final grid:  $t(d) \leq 2^d \log N + \log M$ , while the final side length of the grid is  $n \cdot (2A_1(\log n)^{c_1} \log M)^{-d}$ . For our choice of  $N$  and the assumption on  $M$  this indeed holds and by [Lemma 2.13](#) the theorem follows.  $\square$

## 5 Switching Lemma: Proof Outline & Further Preliminaries

In this section we revisit full restrictions and define some bookkeeping objects that are used in the proof of the switching lemma. The actual proof of [Lemma 4.2](#) is carried out in [Section 6](#).

In order to motivate the following definitions we give a very high-level proof outline of [Lemma 4.2](#) in the following section.

## 5.1 High Level Proof Outline

We are given  $m$  decision trees  $T_i$  of depth at most  $\text{depth}(T_i) \leq t$  that query the edges of the  $n \times n$  grid. We sample a full restriction  $\sigma \sim \mathcal{D}_k(\Sigma(n, n'))$  and want to argue that the probability that there is no decision tree of depth  $s$  representing  $\bigvee_{i=1}^m T_i \upharpoonright_\sigma$  is exponentially small in  $s$ .

We bound this probability by constructing the so-called *extended canonical decision tree*  $\mathcal{T}$  that represents  $\bigvee_{i=1}^m T_i \upharpoonright_\sigma$  and bounding the probability that  $\mathcal{T}$  is of depth  $\text{depth}(\mathcal{T}) > s$ .

For now we can think of  $\mathcal{T}$  being constructed like the canonical decision tree: proceed in stages. In each stage a branch  $\tau$  of  $\mathcal{T}$  is extended by querying the variables of the first 1-branch  $\psi$  in the decision trees  $T_1 \upharpoonright_{\sigma\tau}, T_2 \upharpoonright_{\sigma\tau}, \dots, T_m \upharpoonright_{\sigma\tau}$ . Once queried we check in each new leaf of the tree whether we traversed the path  $\psi$ . If so, then we label the leaf with a 1 and otherwise we continue with the next stage. If there are no 1-branches left, then we label the leaf with a 0.

It is not so hard to see that this process results in a decision tree  $\mathcal{T}$  that represents  $\bigvee_{i=1}^m T_i \upharpoonright_\sigma$ : for each leaf  $\tau$  of  $\mathcal{T}$  that is labeled 1 it holds that there is an  $i \in [m]$  such that  $T_i \upharpoonright_{\sigma\tau} = 1$  and if the branch  $\tau$  is labeled 0, then for all  $i \in [m]$  we have that  $T_i \upharpoonright_{\sigma\tau}$  is a 0-tree. It remains to argue that the decision tree  $\mathcal{T}$  is of depth at most  $s$  except with probability exponentially small in  $s$ .

We analyze this event using the labeling technique of Razborov [[Raz95](#)]. The idea of this technique is to come up with an (almost) bijection  $F$  mapping restrictions  $\sigma$  that give rise to an extended canonical decision tree  $\mathcal{T}$  of depth  $\text{depth}(\mathcal{T}) \geq s$  to a space of restrictions  $\Sigma^*$  that is much smaller than the space  $\Sigma$  from which we sampled the full restriction  $\sigma$ . If we manage to exhibit such an  $F$  to a space  $\Sigma^*$  that is an exponential in  $s$  factor smaller than  $\Sigma$ , then the claimed upper bound on the failure probability follows.

Let us sketch the construction of such an (almost) bijection. Consider a full restriction  $\sigma$  and decision trees  $T_1, \dots, T_m$  that give rise to an extended canonical decision tree  $\mathcal{T}$  of depth  $s$ . Let  $\tau \in \mathcal{T}$  be a 0-branch of length  $s$  and denote by  $\psi_1, \dots, \psi_g$  the 1-branches used in the stages that constructed the branch  $\tau$ . We know that  $\tau$  does not agree with any of  $\psi_1, \dots, \psi_g$  as otherwise  $\tau$  would end in a 1-leaf. Let  $\tau_1, \dots, \tau_g \subseteq \tau$  be the partial assignments to the variables of the corresponding  $\psi_j$ , that is, the domain  $\text{dom}(\tau_j) = \text{dom}(\psi_j)$  of these assignments for all  $j \in [g]$  are equal.

Razborov [[Raz95](#)] maps  $\sigma$  to  $F(\sigma) = \sigma^*$ : the restriction  $\sigma^*$  is  $\sigma$  composed with  $\psi_1, \dots, \psi_g$ , that is, we somehow “add” the restrictions  $\psi_j$  to  $\sigma$  such that the branch  $\psi_1$  is traversed by the resulting restriction  $\sigma^*$ . The crucial insight is that with the help of the shallow decision trees  $T_1, \dots, T_m$  the mapping  $F$  can be cheaply inverted by “re-doing” the construction of  $\tau$ : we proceed in stages  $j = 1, \dots, g$ . At the beginning of stage  $j$  we assume that we have the restriction  $\sigma_{\geq j}^*$  which is  $\sigma$  composed with  $\tau_1, \dots, \tau_{j-1}, \psi_j, \dots, \psi_g$  such that the branch  $\psi_j$  is traversed. Since  $\sigma_{\geq j}^*$  by construction traverses  $\psi_j$  we can identify  $\psi_j$  for free: it is the first 1-branch in  $T_1, \dots, T_m$  traversed by  $\sigma_{\geq j}^*$ . We intend to recover  $\tau_j$  so that we can “remove”  $\psi_j$  from  $\sigma_{\geq j}^*$  and “add”  $\tau_j$  to obtain  $\sigma_{\geq j+1}^*$ . Since  $\psi_j$  is a branch of depth at most  $t$ , using only  $\log t$  bits of external information per variable we can point out all the variables where  $\psi_j$  and  $\tau_j$  differ.

Thus using in total at most  $s \log t$  bits we seem to be able to reconstruct  $\sigma$  from  $\sigma^*$ . If we could further argue that the space of restrictions  $\Sigma^*$  that  $F$  maps to is a factor  $(n/n')^{-s}$  smaller

than  $\Sigma(n, n')$ , then we could bound the failure probability by

$$\left(\frac{t}{n/n'}\right)^s. \quad (9)$$

This completes the high-level proof outline.

It is not immediately clear how to implement the above proof outline for the Tseitin contradictions  $\text{Tseitin}(G_n)$  defined over the  $n \times n$  grid. One of the ideas of [Hås20] is, given a full restriction  $\sigma$ , to try to reduce the number of centers in  $\sigma_0$  with an even charge, where  $\sigma_0$  is the assignment used in the construction of  $\sigma$  (see Section 3). This approach does not work immediately: there are *more* assignments to the Tseitin formula with an even charge at all chosen centers except two (chosen freely) than there are assignments  $\sigma_0$  with an even charge at all chosen centers.

We follow [Hås20] and define *partial restrictions*  $\rho$  which have a large number of centers with an even charge. We can think of  $\text{Tseitin}(G_n) \upharpoonright_\rho$  as an intermediate formula between  $\text{Tseitin}(G_n)$  and the formula  $\text{Tseitin}(G_n) \upharpoonright_\sigma$  restricted by a full restriction  $\sigma$ . These partial restrictions have the property that the number of restrictions decreases as the number of centers with an even charge decreases. This allows us to implement the above proof outline.

**Organization.** In Section 5.2 we define the concept of an associated center which allows us to recover a center from a discovered variable on a branch  $\psi_j$ . In Section 5.3 we then introduce the notion of a *partial restriction*. Finally, in Section 5.4, we introduce the main bookkeeping objects of the proof: *information pieces*.

## 5.2 Associated Centers

Recall that each path connecting two centers in adjacent sub-squares consists of 5 non-empty *segments*: The first and last segment are within the central area and of length 1, the middle segment is contained in-between the central areas on the designated row or column, and segments two and four pass from the central areas to the area in between. Illustrations can be found in Figures 2 and 4. The key property of these paths is stated in the below lemma.

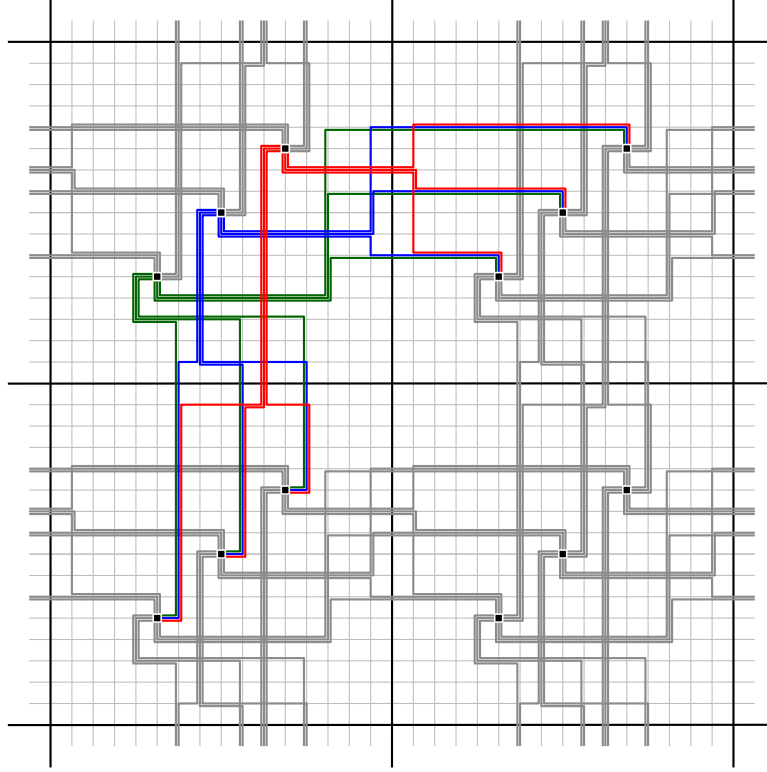
**Lemma 5.1.** *If an edge  $e$  lies on multiple paths as described, then all these paths have a common endpoint.*

*Proof.* Consider the set of paths  $\mathcal{P}$  connecting the centers of a fixed sub-square  $s$  to centers in adjacent sub-squares. Denote by  $P \in \mathcal{P}$  a path that connects a center  $c \in s$  to a center  $c'$  in the sub-square below or to the right of  $s$ . Recall that in between two consecutive centers there are at least two rows/columns with no centers.

Consider the 5 segments of  $P$ . If some path  $P' \in \mathcal{P}$  shares an edge with  $P$  on segments 1, 2 or 3, then  $P$  and  $P'$  share  $c$  as a common endpoint. Similarly, if  $P'$  shares an edge on segments 4 or 5 with  $P$ , then they have  $c'$  as a common endpoint. The statement follows by symmetry.  $\square$

We let the *associated center* of an edge  $e$  denote the endpoint common to all paths that contain  $e$ . This notion is naturally extended to variables: the *associated center* of a variable  $x_e$  is the associated center of the edge  $e$ .

Let us introduce some notation. Given a fixed center  $v$  we say that a path  $P$  connecting  $v$  to some other center  $u$  goes to the  $\delta$ , where  $\delta$  is one of the directions *left*, *right*, *up* or *down*, if  $v$  lies in the sub-square to the  $\delta$  of  $u$ . Let us stress that this notion of direction is relative to the fixed center  $v$ : if we fix  $u$  and then considered the same path  $P$ , then  $P$  has the opposite



**Figure 4:** The paths from the top-left sub-square going right and down are highlighted

direction of  $\delta$ . Finally note that if we fix the associated center of an edge  $e$ , then all the paths passing through  $e$  have the same direction.

Recall from the proof outline provided in [Section 5.1](#) that during the recovery of the assignment  $\tau_j$  it is possible to cheaply identify variables  $x_e$  on the short branch  $\psi_j$ . The notion of an associated center allows us to pass from such a variable  $x_e$  to a center. This enables us to do a counting argument in terms of centers. A more detailed proof outline is provided in [Section 6.1](#).

### 5.3 Partial Restrictions and Pairings

Recall that we sample a full restriction  $\sigma \sim \mathcal{D}_k(\Sigma(n, n'))$  by first sampling  $k$  *alive* centers such that each sub-square contains  $(1 \pm 0.01)k/n'^2$  alive centers and then fixing the alive centers with the lowest numbered row in each sub-square to be the *chosen* centers  $C_\sigma$  of  $\sigma$ . We then sample an assignment  $\sigma_0$  from the space of solutions to the Tseitin formula with 0-charges at chosen centers and 1-charges at all other nodes. We define  $\sigma$  from  $\sigma_0$  as done in [Equation \(2\)](#).

In the following we define a so-called *partial restriction*  $\rho$ . A partial restriction is in some sense one half of a full restriction  $\sigma$ : we split a full restriction  $\sigma$  into a partial restriction  $\rho$  and a *pairing*  $\pi$ . The partial restriction  $\rho$  is an (affine) restriction similar to  $\sigma$  but it maps to more variables: while  $\sigma$  maps to variables  $y_P$  for  $P$  a chosen path, the partial restriction  $\rho$  maps to variables  $z_P$  where  $P$  is any path connecting two *alive* centers. The pairing  $\pi$  is then the (affine) restriction such that  $\text{Tseitin}(G_n) \upharpoonright_\rho \upharpoonright_\pi = \text{Tseitin}(G_n) \upharpoonright_\sigma$ . Let us define  $\rho$  and  $\pi$  more formally by describing an alternative way of sampling a full restriction  $\sigma \sim \mathcal{D}_k(\Sigma(n, n'))$ .

As before we start by sampling uniformly at random  $k$  *alive centers* from the set of subsets of centers of size  $k$  satisfying that each sub-square contains  $(1 \pm 0.01)k/n'^2$  alive centers. Sample  $\rho_0$  from the space of solutions to the Tseitin formula with 0-charges at alive centers and

1-charges at all other nodes. Since we have an odd number  $k$  of alive centers, by [Lemma 2.1](#), this is indeed possible. We have variables  $z_P$  for each path  $P$  connecting two alive centers (an *alive path*), denote by  $\oplus$  the exclusive or, and define  $\rho$  from  $\rho_0$  by

$$\rho(x_e) = \begin{cases} \rho_0(x_e) & \text{if } e \text{ is not on an alive path,} \\ \bigoplus_{P \ni e} z_P & \text{if } e \text{ is on some alive path(s) and } \rho_0(x_e) = 1, \\ \neg \bigoplus_{P \ni e} z_P & \text{if } e \text{ is on some alive path(s) and } \rho_0(x_e) = 0. \end{cases} \quad (10)$$

The assignment given by  $\rho_0$  to variables not on alive paths are called the *final values*.

It remains to define the pairing  $\pi$  such that  $\rho$  combined with  $\pi$  gives a full restriction  $\sigma$ . The alive center with the lowest numbered row in each sub-square is called the *chosen center* (as before) and the other alive centers are called *non-chosen centers*. Similarly we denote paths that are alive but not chosen the *non-chosen paths* and let centers that are not alive simply be the *dead centers*.

The main task of the pairing  $\pi$  is to ensure that the non-chosen centers have an odd charge in the final full restriction. We can thus think of  $\pi$  as an assignment to the non-chosen paths such that each non-chosen center has an odd number of incident non-chosen paths that are set to 1. For reasons to become apparent later on it is convenient to have small 1-components in  $\pi$ . Let a star of size 4 be the graph with a central node of degree 3 and three nodes of degree 1 connected to the central node by an edge.

**Definition 5.2** (graphical pairing). A *graphical pairing*  $\pi_0$  is a graph supported on the non-chosen centers. Each component of  $\pi_0$  is either a single edge or a star of size 4. The centers of a component are in distinct but adjacent sub-squares.

The following lemma follows from the proof of [[Hås20](#), Lemma 4.3]. For completeness we provide a proof in [Appendix A](#).

**Lemma 5.3** ([[Hås20](#), Lemma 4.3]). *For large enough integer  $a \in \mathbb{N}$  the following holds. If each sub-square has  $(1 \pm 0.01)a$  alive centers, then there is a graphical pairing  $\pi_0$ .*

For each choice of alive centers we fix a graphical pairing  $\pi_0$ . Let us stress that there is no randomness in the choice of  $\pi_0$  once we have sampled a partial restriction  $\rho$ .

We have variables  $y_P$  for each chosen path  $P$  connecting two chosen centers. We define the *pairing*  $\pi$  from a graphical pairing  $\pi_0$  by

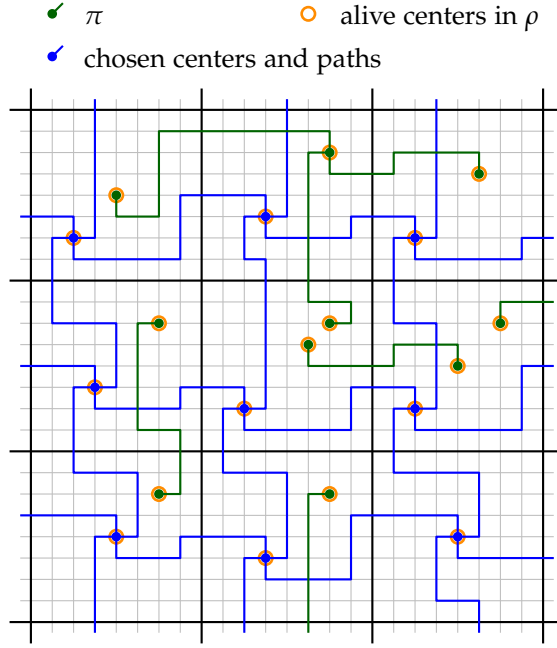
$$\pi(z_P) = \begin{cases} 1 & \text{if } P \text{ is non-chosen and in } \pi_0 \text{ as an edge,} \\ 0 & \text{if } P \text{ is non-chosen and not in } \pi_0, \\ y_P & \text{if } P \text{ is a chosen path.} \end{cases} \quad (11)$$

See [Figure 5](#) for an illustration. With  $\pi$  and  $\rho$  defined we let  $\sigma(x_e) = \pi(\rho(x_e))$ .

We claim that sampling  $\sigma$  through  $\rho$  and  $\pi$  as outlined above is equivalent to sampling it directly as explained in [Section 3.1](#). This is readily verified: we may assume that we sample the same set of alive centers. Since  $\pi$ , which only depends on the set of alive centers, defines a bijection between assignments  $\rho_0$  and  $\sigma_0$  as sampled in the respective processes, we see that the two distributions obtained from these processes are indeed equivalent.

The sampling of  $\rho$  is the main probabilistic event that we analyze in the proof of the switching lemma. Since  $\sigma$  can be defined in terms of  $\rho$  and  $\pi$  we write  $\sigma = \sigma(\rho, \pi)$  whenever we want to stress this fact.

Instead of sampling the  $k$  alive centers uniformly from all subsets of centers of size  $k$  satisfying that each sub-square has  $(1 \pm 0.01)k/n^2$  alive centers, we can instead simply sample  $k$



**Figure 5:** A part of the grid with  $\pi$  and the chosen centers and paths highlighted

centers uniformly form the set of centers and then sample  $\rho$  as above. Denote by  $R(k, n, n')$  the space of partial restrictions obtained by choosing  $k$  alive centers uniformly from the set of centers and write  $R^{\text{reg}}(k, n, n')$  for the space of partial restrictions with  $k$  alive centers such that each of the  $n' \times n'$  sub-squares contains  $(1 \pm 0.01)k/n'^2$  many alive centers.

**Lemma 5.4.** *For  $n, n' \in \mathbb{N}$  large enough there is a constant  $C$  such that for odd  $k \geq Cn'^2 \log n'$  it holds that  $R^{\text{reg}}(k, n, n') \geq (1 - 1/n')R(k, n, n')$ .*

*Proof.* Sample  $\rho \sim \mathcal{U}(R(k, n, n'))$  uniformly and consider the random variables  $X_{(i,j)}$  defined for each sub-square  $(i, j)$  counting the number of alive centers of  $\rho$  in the sub-square  $(i, j)$ . Each such  $X_{(i,j)}$  is the sum of the indicator random variables  $Y_{(i,j)}^\nu$  for  $\nu \in [\Delta]$  that are 1 if and only if the  $\nu$ th center of the sub-square  $(i, j)$  is alive in  $\rho$ . Note that these random variables are negatively correlated since we choose exactly  $k$  alive centers overall. Since the Chernoff bounds continue to hold for negatively correlated random variables it holds that  $X_{(i,j)} \in (1 \pm 0.01)k/n'^2$  except with probability  $1/n'^3$  for a large enough constant  $C > 0$ . The claim follows by a union bound over all sub-squares.  $\square$

**Lemma 5.5.** *Let  $n, n' \in \mathbb{N}^+$  be large enough such that  $n \geq 20n'C \log n'$  and suppose that  $k = Cn'^2 \log n'$ . For integer  $s \geq 1$  it holds that*

$$\frac{|R(k - 2s, n, n')|}{|R^{\text{reg}}(k, n, n')|} \leq \left( \frac{13C \log n'}{n/n'} \right)^{2s}.$$

The whole proof of the switching lemma hinges on this exponential in  $s$  factor  $\left( \frac{13C \log n'}{n/n'} \right)^{2s}$ : it allows us to implement the proof plan as outlined in [Section 5.1](#) with  $\Sigma = R^{\text{reg}}(k, n, n')$  and  $\Sigma^* = \bigcup_{i=\Omega(s)}^{(k-1)/2} R(k - 2i, n, n')$ .

*Proof.* According to [Lemma 5.4](#) it holds that  $|R^{\text{reg}}(k, n, n')| \geq (1 - 1/n)|R(k, n, n')|$ . It thus suffices to show that  $|R(k - 2s, n, n')| \leq \left( \frac{12C \log n'}{n/n'} \right)^{2s} \cdot |R(k, n, n')|$  to establish the claim. Recall



from Lemma 2.1 that the number of solutions of the Tseitin formula  $\text{Tseitin}(G_n, \alpha)$  only depends on the parity of the sum of the charges  $\sum_{v \in V(G)} \alpha_v$  and  $n$ : the space of restrictions  $R(k - 2s, n, n')$  is of size  $2^{r_n} \binom{m}{k-2s}$  where  $m = n'^2 \Delta$  is the number of centers and  $r_n$  is as in Lemma 2.1. It thus holds that

$$\frac{|R(k - 2s, n, n')|}{|R(k, n, n')|} = \frac{2^{r_n} \binom{m}{k-2s}}{2^{r_n} \binom{m}{k}} = \prod_{i=0}^{2s-1} \frac{k-i}{m-k+i} \leq \left( \frac{k}{m-k} \right)^{2s} \quad (12)$$

$$= \left( \frac{C \log n'}{\Delta - C \log n'} \right)^{2s} \quad (13)$$

$$\leq \left( \frac{2C \log n'}{\Delta} \right)^{2s}, \quad (14)$$

using the assumption that  $n \geq 20n' C \log n'$  hence  $\Delta \geq 2C \log n'$ . The claimed bound follows from the fact  $\Delta \geq n/6n'$ .  $\square$

Let us establish some nomenclature. As the original grid is also a graph with edges we from now on use the term *grid-edges* to refer to edges in the original grid. We only consider paths in the original grid and keep the short term *path* for these. An *edge* refers to an alive path, that is, an *edge* is a connection between two alive centers and corresponds to an alive path (possibly a chosen path) in the original grid. Edges between chosen centers are *new grid edges* and we say that two chosen centers are neighbors if they lie in adjacent sub-squares.

A partial restriction is usually denoted by  $\rho$  and since we mostly discuss partial restrictions we simply call them *restrictions* while we use the term *full restrictions* when that is what we have in mind.

## 5.4 Information Pieces

As an intermediate between  $\rho$  and a full restriction  $\sigma$  we have  $\rho$  along with some information in the form of the existence or absence of edges (alive paths) incident to alive centers. We have the following definition.

**Definition 5.6** (information piece). An *information piece* is either

1. an edge  $\{v, w\}$  where  $v, w$  are centers in adjacent sub-squares, or
2. of the form  $(v, \delta, \perp)$  for a center  $v$  and a direction  $\delta$ , that is,  $\delta$  is either *left*, *right*, *up* or *down*.

The former says that there is an edge from  $v$  to  $w$  while the latter says that there is no edge from  $v$  in direction  $\delta$ .

We can think of information pieces as always being on alive centers. Suppose we are given a restriction  $\rho$  together with an information piece  $\{v, w\}$  for alive centers  $v$  and  $w$ . The tuple  $(\rho, \{v, w\})$  corresponds to the restriction obtained from  $\rho$  by additionally restricting

1. the variable  $z_{P_{vw}} = 1$ , where  $P_{vw}$  is the alive path connecting the centers  $v$  and  $w$ , and
2. setting variables  $z_{P'} = 0$  for any alive path  $P' \neq P_{vw}$  which lies in the same direction as  $P_{vw}$  does from either  $v$  or  $w$ .

Let us stress that the second point above is by choice: it would be perfectly fine to allow multiple paths set to 1 in one direction incident to a single center. In the following we do not consider such assignments.

Note that there is some asymmetry in information pieces: if we are instead given  $\rho$  along with  $(v, \text{down}, \perp)$ , then this corresponds to the restriction obtained from  $\rho$  where we additionally restrict all variables  $z_P = 0$ , where  $P$  is an alive path going down from  $v$ .

We make the intuition of what restriction one obtains from  $\rho$  with some information pieces more formal in [Definition 5.9](#). It is convenient to have the abstraction of an information piece since it allows us to think of certain alive paths as restricted while only knowing one endpoint. We also use sets of information pieces.

**Definition 5.7** (information set). An *information set*  $I$  is a collection of information pieces. The *support* of  $I$ , denoted by  $\text{supp}(I)$ , is the set of centers mentioned in these pieces.

A partial assignment to new grid-edges naturally corresponds to a set of information pieces: an assignment of 0 to a new grid-edge  $P_{uv}$  corresponds to two non-edge information pieces in the appropriate directions at the chosen centers  $u$  and  $v$ . An assignment of 1 corresponds to an information piece in the form of an edge between the two chosen centers  $u, v$  connected by the path  $P_{uv}$ .

**Definition 5.8** (local consistency for information sets). An information set  $I$  is *locally consistent* if

1. the set  $I$  does not have two different information pieces in one direction from the same center, and
2. if  $I$  has information in all four directions from a center  $v$ , then it has an odd number of edges incident to  $v$ .

Two information sets  $I$  and  $J$  are *pairwise locally consistent* if the union  $I \cup J$  is locally consistent.

We use the term *locally consistent* both for sets of information pieces and partial assignments. Local consistency for assignments requires an odd number of 1s incident to any node if it assigns all the incident variables. This corresponds exactly to the local consistency property of information pieces. Hence a locally consistent assignment gives rise to a locally consistent information set. Note, though, that the converse is not true since a locally consistent assignment needs to satisfy further properties (see [Definition 2.2](#)).

Jointly with  $\rho$  an information set forces the values of some more variables as follows.

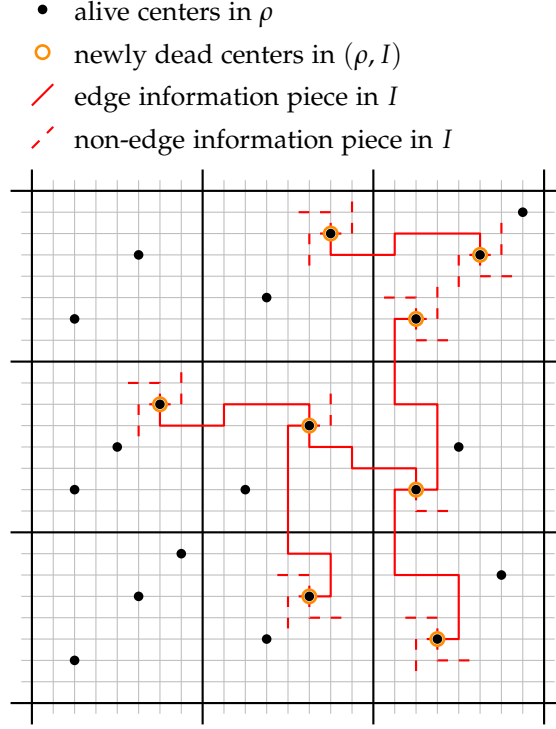
**Definition 5.9** (forcing). Let  $\rho$  be a restriction, denote by  $\rho_0$  the assignment used in the construction of  $\rho$ , and let  $I$  be an information set. A variable  $x_e$  is *forced* by  $(\rho, I)$  if and only if either

1. the associated center  $v$  of  $x_e$  is dead in  $\rho$ , or
2. the information set  $I$  has information pieces in all directions incident to  $v$ .

In the former case the variable  $x_e$  is always forced to  $\rho_0(x_e)$ , while in the later case it is forced to  $\neg\rho_0(x_e)$  if the information piece  $i \in I$  incident to  $v$  in the direction of  $x_e$  is

1. an edge  $i = \{v, w\}$ , and
2. the grid-edge  $e$  lies on the alive path  $P$  connecting  $v$  to  $w$ .

Otherwise, as in the first case, the variable  $x_e$  is forced to  $\rho_0(x_e)$ .



**Figure 6:** A closed information set  $I$  and the newly dead centers in  $\text{supp}(I)$

**Remark 5.10.** Readers familiar with [Hås20, HR22] should note that our notion of forcing differs from the notion used in previous work: a variable with an alive center is considered forced only if the information set  $I$  contains information pieces in *all* directions incident to the associated center. In [Hås20, HR22] a variable  $x_e$  is considered forced if  $I$  contains an information piece incident to the associated center in the direction of  $x_e$ .

There are other situations where the value of a variable might be determined by  $\rho$  and  $I$  such as the lack, or scarcity, of live centers in a sub-square. We do not use such information in the reasoning below. We need a notion of a closed information set.

**Definition 5.11** (closed information set). An information set  $I$  is *closed at a node*  $u$  if  $I$  is locally consistent and has information pieces in all four directions incident to  $u$ . The information set  $I$  is *closed* if  $I$  is closed at all nodes  $u \in \text{supp}(I)$ .

The definition implies that if an information set  $I$  is closed, then for any  $u \in \text{supp}(I)$  and direction  $\delta$  where there is not an element of  $\text{supp}(I)$  we have a non-edge  $(u, \delta, \perp)$ . When considered as a graph such an information set is an odd-degree graph (with degrees one and three) on the centers of  $\text{supp}(I)$ . See Figure 6 for an illustration of a closed information set. Going forward we will usually think of each connected component of the pairing  $\pi$  as a closed information set.

Consider an information set  $I$  supported on alive centers that is closed on  $U$  and suppose that on centers  $v \in \text{supp}(I) \setminus U$  the set  $I$  has an even number of incident edges. Note that the variables forced by  $(\rho, I)$ , can be described by a restriction with the centers  $U$  killed: negate the values of any variable on any path in  $I$  and then forget that the centers in  $U$  were alive. More precisely, if  $\rho_0$  denotes the assignment used in the construction of  $\rho$ , then the restriction

$\rho^*$  defined by

$$\rho^*(x_e) = \begin{cases} b & \text{if } (\rho, I) \text{ forces } x_e \text{ to } b \in \{0, 1\}, \text{ and} \\ \rho(x_e) & \text{otherwise,} \end{cases} \quad (15)$$

assigns the same variables to the same constants as  $(\rho, I)$  forces. Thus, if we let such an information set  $I$  operate on a restriction  $\rho$  we obtain a restriction with fewer live centers where the killed centers are precisely the centers in  $U$ .

## 6 Proof of the Switching Lemma

This section is dedicated to the proof of the switching lemma restated for convenience.

**Lemma 4.2** (Switching Lemma). *There are absolute constants  $A, C, n_0 > 0$  such that for integer  $n \geq n_0$  the following holds. Let  $k, m, n', s, t \in \mathbb{N}^+$  satisfy  $n/n' \geq At \log^4 n$ ,  $k = n'^2(1 \pm 0.01)C \log n'$  be odd, and  $t \leq s \leq n'/32$ . Then for any decision trees  $T_1, \dots, T_m$  of depth at most  $t$  querying edges of the  $n \times n$  grid it holds that if  $\sigma \sim \mathcal{D}_k(\Sigma(n, n'))$ , then the probability that  $\bigvee_{i=1}^m T_i \upharpoonright_\sigma$  cannot be represented by a decision tree of depth  $s$  is bounded by*

$$\left( \frac{At \log^4 n'}{n/n'} \right)^{s/64}.$$

The proof of [Lemma 4.2](#) closely follows the argument of [\[Hås20\]](#) with some simplifications and changes. In the following section we give a detailed proof outline. The details of the proof are fleshed out in [Sections 6.2 to 6.5](#).

### 6.1 Detailed Proof Outline

Let us recall the setup. We have a full restriction  $\sigma = \sigma(\rho, \pi)$  as defined in [Section 3](#) that consists of a restriction  $\rho$  and a pairing  $\pi$  as introduced in [Section 5.3](#). The restriction  $\rho$  has  $(1 \pm 0.01)C \log(n)$  alive centers in each sub-square for some (large) constant  $C > 0$ . For  $i \in [m]$  we have decision trees  $T_i$  of depth at most  $\text{depth}(T_i) \leq t$  querying grid-edges. We want to bound the probability that there is no decision tree of depth  $s \geq t$  representing  $\bigvee_{i=1}^m T_i \upharpoonright_\sigma$ .

In the following we construct a decision tree  $\mathcal{T}$  that represents  $\bigvee_{i=1}^m T_i \upharpoonright_\sigma$  which is with high probability over the choice of  $\rho$  of depth at most  $s$ . Let us stress that in contrast to the decision trees  $T_i$  that query grid-edges, this decision tree  $\mathcal{T}$  queries edges, that is, path variables.

The decision tree  $\mathcal{T}$  is constructed in a similar manner to the construction of a canonical decision tree: we proceed in stages where in each stage a branch  $\tau$  of  $\mathcal{T}$  is extended by querying variables related to the first 1-branch  $\psi$  in the trees  $T_1 \upharpoonright_{\sigma\tau}, T_2 \upharpoonright_{\sigma\tau}, \dots, T_m \upharpoonright_{\sigma\tau}$ . For now it is not so important what the “related variables of  $\psi$ ” precisely are and we can simply think of these as the variables on the branch  $\psi$ . Once all these variables have been queried we check in each new leaf of the tree whether we traversed the path  $\psi$ . If so, then we label the leaf with a 1 and otherwise continue with the next stage. If there are no 1-branches left, then we label the leaf with a 0.

As argued in [Section 5.1](#) it is quite immediate that the above process indeed results in a decision tree  $\mathcal{T}$  that represents  $\bigvee_{i=1}^m T_i \upharpoonright_\sigma$ . It remains to argue that  $\mathcal{T}$  is with high probability of depth at most  $s$ .

We analyze this event using the labeling technique of Razborov [\[Raz95\]](#). The idea of this technique is to come up with an (almost) bijection from restrictions  $\rho$  that give rise to a decision

tree  $\mathcal{T}$  of depth larger than  $s$  to a set of restrictions that is much smaller than the set of all restrictions. In a bit more detail, given such a bad  $\rho$ , we create a restriction  $\rho^*$  with fewer live centers such that with a bit of extra information we can recover the restriction  $\rho$  from  $\rho^*$ . As  $\rho^*$  has roughly  $s$  fewer live centers than  $\rho$  we obtain our statement by [Lemma 5.5](#).

Let us explain in a bit more detail how to construct  $\rho^*$  from a  $\rho$  that gives rise to a decision tree  $\mathcal{T}$  of depth  $\text{depth}(\mathcal{T}) \geq s$ . To this end we first need to slightly refine the construction process of  $\mathcal{T}$ . Namely, we need to discuss what the “related variables of a branch  $\psi$ ” are. Instead of thinking of this as a set of variables we rather want to think of it as an information set  $J$ , as introduced in [Section 5.4](#). The information set  $J$  is a minimal set that forces, along with the already collected information set on the branch  $\tau$ , the branch  $\psi$ . Once we identified such a set  $J$ , we then query all necessary variables to see whether we agree with  $J$  (along with some further variables).

Recall that we are trying to explain how to construct a restriction  $\rho^*$  from a restriction  $\rho$  that gives rise to a decision tree  $\mathcal{T}$  of large depth. Fix a long branch  $\tau \in \mathcal{T}$  and consider the sets  $J_1, J_2, \dots, J_g$  identified in the different stages of the construction of the long branch  $\tau$ . For this proof overview, let us assume that each  $J_j$  is closed and that the support of these information sets are pairwise disjoint. Let us stress that this is a slight simplification. Assuming this holds, note that the union  $J^* = \bigcup_{i=1}^g J_i$  is also closed and recall from [Section 5.4](#) that all variables forced by  $(\rho, J^*)$  can be described by a restriction where the centers in  $\text{supp}(J^*)$  are killed. This defines the restriction  $\rho^*$ : it is the restriction that forces all variables forced by  $(\rho, J^*)$ . Assuming that the support of  $J^*$  is large we see that  $\rho^*$  has much fewer alive centers. Using [Lemma 5.5](#) we obtain an upper bound on the failure probability, assuming that we can easily recover  $\rho$  from  $\rho^*$ .

It remains to argue that  $\rho$  can be recovered from  $\rho^*$  with little extra information. The idea is to remove the set  $J_j$ , starting with  $j = 1$ , one-by-one from  $\rho^*$ . To do this cheaply we use the decision trees  $T_1, \dots, T_m$ . Recall that the information set  $J_1$  determines all variables on the first 1-branch  $\psi_1$ . This implies in particular that  $\rho^*$  traverses the branch  $\psi_1$ . Hence identifying  $\psi_1$  is for free: it is the first 1-branch in  $T_1, \dots, T_m$  traversed by  $\rho^*$  (since the set  $J_1$  is pairwise disjoint from all later sets  $J_j$ ). Once we identified the branch  $\psi_1$  we want to recover the first part of the long branch  $\tau$  so that we can repeat this argument with  $J_2$ . As  $\psi_1$  is of length at most  $t$ , using only  $\log t$  bits per variable, we indicate which variables are different on  $\tau$  from  $J_1$ . This lets us cheaply recover  $\tau$  along with the centers killed by  $J_1$ . Repeating this argument  $g$  times allows us to recover the restriction  $\rho$ .

This completes the proof overview. We allowed ourselves some simplifications and left out a number of details.

**Organization.** The proof of [Lemma 4.2](#) spans the following four sections. In [Section 6.2](#) we define the extended canonical decision tree  $\mathcal{T}$  and in the subsequent [Section 6.3](#) we prove some crucial properties of these decision trees. In [Section 6.4](#) we explain how [Lemma 4.2](#) follows from the encoding argument as outlined above. The proof of the encoding lemma is the final part of the proof of the switching lemma and is given in [Section 6.5](#).

## 6.2 Extended Canonical Decision Trees

Sample a full restriction  $\sigma = \sigma(\rho, \pi) \sim \mathcal{D}_k(\Sigma(n, n'))$  as defined in [Section 3](#) and denote by  $C_\sigma$  the chosen centers of  $\sigma$ . Recall that  $\rho$  has  $(1 \pm 0.01)C \log n$  many alive centers in each sub-square. Let  $T_1, \dots, T_m$  be decision trees of depth at most  $t$  querying grid-edge variables of the  $n \times n$  grid.

We intend to construct the *extended canonical decision tree*  $\mathcal{T}$  that represents  $\bigvee_{i=1}^m T_i \upharpoonright \sigma$ . Note that, in contrast to the decision trees  $T_i$  that query variables of the unrestricted formula, that is, they query grid-edges, the decision tree  $\mathcal{T}$  queries variables of the *restricted* formula, that is, path variables  $y_P$  where  $P$  is a chosen path (a path connecting two chosen centers in adjacent sub-squares).

**Intuition.** Before formally defining the extended canonical decision tree let us give an intuitive (and flawed) outline of the construction. We would like to first construct a decision tree  $\tilde{\mathcal{T}}$  representing  $\bigvee_{i=1}^m T_i$  restricted by  $\rho$  (instead of  $\sigma$ ) in the usual manner: proceed in stages and in each stage extend a branch  $\tau$  of  $\tilde{\mathcal{T}}$  by querying variables related to the first 1-branch  $\psi$  in the trees  $T_1 \upharpoonright_{\rho\tau}, T_2 \upharpoonright_{\rho\tau}, \dots, T_m \upharpoonright_{\rho\tau}$ . For the moment, as in [Section 6.1](#), we may think of the related variables as the variables on the branch  $\psi$ . Once we have queried all these variables we check in each newly created leaf of  $\tilde{\mathcal{T}}$  whether we traversed  $\psi$ : if so, then the leaf becomes a 1-leaf. Otherwise we proceed with the next stage. If no further 1-branches are left, then the leaf is labeled 0.

Note that such a decision tree  $\tilde{\mathcal{T}}$  not only queries variables  $y_P$  for chosen paths  $P$  but queries variables associated with *any* path connecting two alive centers: while  $\mathcal{T}$  knows all of  $\sigma$  and hence only needs to query variables associated with chosen paths, the tree  $\tilde{\mathcal{T}}$  is unaware<sup>2</sup> of the pairing  $\pi$  and hence does not know the identity of the chosen centers. Once we have  $\tilde{\mathcal{T}}$  we would like to define  $\mathcal{T}$  (the decision tree representing  $\bigvee_{i=1}^m T_i \upharpoonright \sigma$ ) as the restriction of  $\tilde{\mathcal{T}}$  by  $\pi$ , that is,  $\mathcal{T} = \tilde{\mathcal{T}} \upharpoonright \pi$ .

Instead of analyzing the event that  $\mathcal{T}$  has a branch of length  $s$  we would like to analyze the event that  $\tilde{\mathcal{T}}$  has a branch  $\tilde{\tau}$  of length  $s$  which is pairwise locally consistent with  $\pi$ , that is, the restricted branch  $\tilde{\tau} \upharpoonright \pi$  is a traversable branch in  $\mathcal{T}$ . If we manage to upper bound the probability of the latter event, then this upper bound clearly also applies to the former.

The actual construction differs from the above intuitive description. We do *not* take the detour via the decision tree  $\tilde{\mathcal{T}}$ . Instead we directly define the decision tree  $\mathcal{T}$  since we want to treat chosen path variables in a slightly different manner than a path variable whose corresponding path simply connects alive centers. The formal construction follows.

**Setup.** We need to introduce two sets that guide the construction of the extended canonical decision tree  $\mathcal{T}$ . We start with  $\mathcal{T}$  being the empty decision tree. We extend the decision tree  $\mathcal{T}$  in *stages*. In each stage we extend  $\mathcal{T}$  at some branch. By the end of a stage each branch  $\tau$  of  $\mathcal{T}$  is associated with

1. a subset of the alive centers  $S = S(\tau, \sigma)$  called the *exposed centers*, and
2. an information set  $I = I(\tau, \sigma)$  supported on alive centers.

Initially the sets  $S(\emptyset, \sigma)$  and  $I(\emptyset, \sigma)$  are empty. Throughout the construction of  $\mathcal{T}$  we maintain the following invariants.

**Invariant 6.1.** Throughout the creation of  $\mathcal{T}$  the following properties of  $S$  and  $I$  are maintained.

1. No element is ever removed from  $S$  or  $I$ . In other words, the sets  $S$  and  $I$  only become larger throughout the creation of a branch  $\tau$  of  $\mathcal{T}$ .
2. The information set  $I$  is locally consistent and closed on  $S$ .

---

<sup>2</sup>Let us remark that the pairing  $\pi$  is a function of the restriction  $\rho$ . Hence given  $\rho$  the pairing  $\pi$  is known and hence this description makes formally little sense. For intuition, however, it is a quite insightful view.



3. If a center of a connected component of the pairing  $\pi$  is in the set of exposed centers  $S$ , then the entire component is in  $S$ .
4. The part of the information set  $I$  on the non-chosen centers  $S \setminus C_\sigma$  is a subset of the connected components of the pairing  $\pi$  in the form of a closed information set.
5. For every exposed chosen center  $v \in S \cap C_\sigma$  all the variables  $y_P$  incident to  $v$  are queried by the branch  $\tau$ . The answers to these queries is precisely the information in  $I$ : 1-answers are recorded in the form of an edge while the 0-answers are recorded as a non-edge in the appropriate direction.

Let us stress that information about the pairing  $\pi$  comes from the restriction  $\sigma(\rho, \pi)$  and hence in order to maintain [Invariant 4](#) we do not need to query a variable in  $\mathcal{T}$ . This is in contrast to [Invariant 5](#): querying a variable  $y_P$  associated with a chosen path  $P$  causes a query in the decision tree  $\mathcal{T}$ . There is another subtle difference between [Invariant 4](#) and [Invariant 5](#): on the non-chosen centers we only have information pieces in the information set  $I$  that are incident to the exposed centers  $S$ . On the other hand  $I$  may contain information pieces incident to chosen centers that are not exposed, that is, information pieces incident to chosen centers that are not in  $S \cap C_\sigma$ . Finally note that the information set  $I$  never contains a path between a chosen center and a non-chosen center.

We need one last definition before we can formally define the extended canonical decision tree  $\mathcal{T}$ . Recall that the construction of the decision tree  $\mathcal{T}$  commences in stages. In each stage we extend a branch  $\tau$  of  $\mathcal{T}$  by querying variables associated with a 1-branch  $\psi$  of a decision tree  $T_i$  pairwise locally consistent with the branch  $\tau$  and the full restriction  $\sigma$ . Hence there is a unique minimum partial assignment to the variables of  $\psi$  pairwise locally consistent with  $\tau$  and  $\sigma$  to reach the corresponding leaf. In the following we define the analogue of this minimum partial assignment in terms of information pieces.

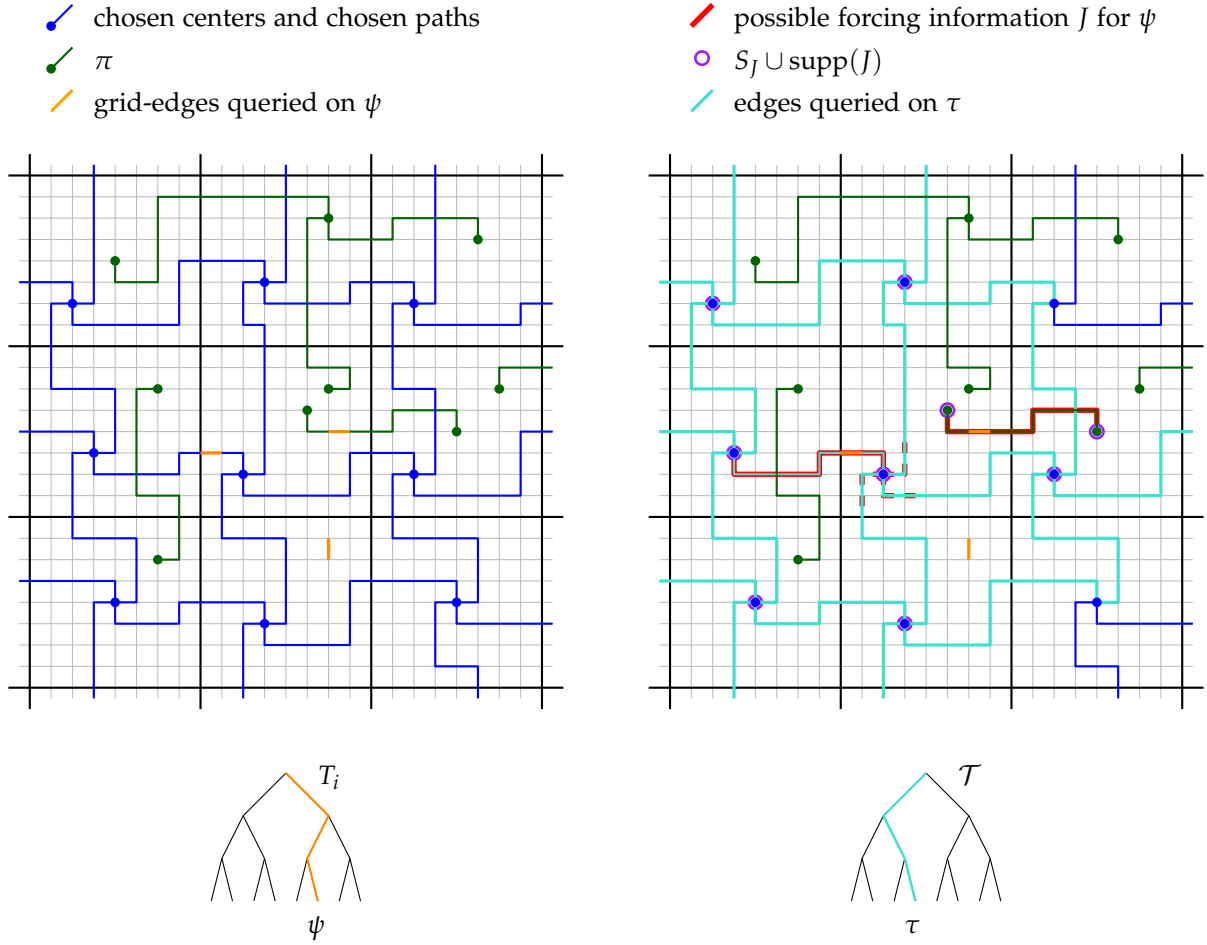
Intuitively a *possible forcing information*  $J$  is a minimal information set that jointly with the information set  $I(\tau, \sigma)$  and the partial restriction  $\rho$  forces<sup>3</sup> all variables on the branch  $\psi$  to take the values given by this partial assignment. We require some further properties as summarized in the following definition.

**Definition 6.2** (possible forcing information). Let  $\psi$  be a branch, let  $I$  be an information set, let  $S$  be a set of centers, and denote by  $\sigma(\rho, \pi)$  a full restriction. A *possible forcing information* for  $\psi$  is a minimal information set  $J$  that satisfies the following.

1. The information sets  $I$  and  $J$  are pairwise locally consistent.
2. If an associated center  $u$  of a variable on the branch  $\psi$  is not in  $S$ , then  $J$  is closed at  $u$ .
3. All variables on  $\psi$  are forced by  $(\rho, I \cup J)$  such that the leaf of  $\psi$  is reached.
4. The part of the information set  $J$  on the non-chosen centers is a subset of the connected components of the pairing  $\pi$  in the form of a closed information set.

Let us stress that a possible forcing information  $J$  never contains an edge between a chosen center and a non-chosen center. Note that a possible forcing information  $J$  may not be unique for a given branch  $\psi$ . If there are several sets as described above, choose one in a fixed but otherwise arbitrary manner. While the choice is not essential, we do need to establish that whenever some decision tree  $T_i$  can still reach a 1-leaf, then there is a possible forcing

<sup>3</sup>According to [Definition 5.9](#) a variable is forced if and only if the associated center is dead or we have information pieces in all directions at its associated center.



**Figure 7:** Depiction of the first stage in the construction of the extended canonical decision tree  $\mathcal{T}$ . For clarity we omitted the non-edges in  $J$  on non-chosen centers.

information  $J$ . We postpone this to the following section (see [Lemma 6.3](#)) and for now assume that such an information set  $J$  exists whenever we have a branch  $\psi$  as described. With these definitions in place we are ready to formally define the extended canonical decision tree  $\mathcal{T}$ .

**Construction.** We provide pseudo-code ([Algorithm 1](#)) in case of ambiguity in the following verbal description. Initially  $\mathcal{T} = \emptyset$  is the empty tree. In each stage we fix a branch  $\tau$  in  $\mathcal{T}$  and go over the decision trees  $T_1, T_2, \dots, T_m$  one by one. Suppose we consider the decision tree  $T_i$ . Let  $\psi$  be the first (in some arbitrary but fixed order) 1-branch of  $T_i$  such that

1. the branch  $\psi$  and the full restriction  $\sigma$  are pairwise locally consistent, and
2. the assignment<sup>4</sup>  $\psi_\sigma$  induced by  $\psi$  on the smaller  $n' \times n'$  grid is locally consistent with  $\tau$ .

If there is no such branch, then proceed with the decision tree  $T_{i+1}$ . If there is no such branch  $\psi$  for any decision tree  $T_i$ , then label the leaf  $\tau$  of  $\mathcal{T}$  by 0 and continue with a different branch  $\tau'$  of  $\mathcal{T}$  until all leaves of  $\mathcal{T}$  are labeled. For the remainder of this section let us assume that there is such a 1-branch  $\psi$ . Denote by  $J$  a possible forcing information for the *forceable branch*  $\psi$ .

<sup>4</sup>As defined in [Property 3](#) of [Definition 3.1](#).

Let  $I_\pi$  be the information set from  $\pi$  incident to non-chosen centers in  $\text{supp}(J)$  and denote by  $S_J$  all chosen centers at distance at most 1 from  $\text{supp}(J) \cap C_\sigma$  with respect to the smaller  $n' \times n'$  grid.

Extend the decision tree  $\mathcal{T}$  at the leaf  $\tau$  by querying all variables incident to  $S_J$ . Let  $\tau'$  be a newly created extension of  $\tau$ . Denote by  $I_{\tau' \setminus \tau}$  the information set consisting of the answers to the queries on  $\tau' \setminus \tau$  and the locally implied answers, that is, 1-answers are recorded as an edge and 0-answers as a non-edge incident to the exposed center.

Update the bookkeeping objects

1.  $S(\tau', \sigma) = S(\tau, \sigma) \cup S_J \cup \text{supp}(J)$  and
2.  $I(\tau', \sigma) = I(\tau, \sigma) \cup I_{\tau' \setminus \tau} \cup I_\pi$ .

Finally check whether the information set  $I(\tau', \sigma)$  traverses the forceable branch  $\psi$  of  $T_i$ . Since all variables on  $\psi$  have their associated center in  $S$  and  $I$  is closed on  $S$  this can be easily checked. If the forceable branch  $\psi$  is indeed followed, then label the leaf  $\tau'$  with a 1. Otherwise, that is, if the forceable branch is not followed, then proceed with the next stage.

This completes the description of the creation of the extended canonical decision tree  $\mathcal{T}$  for  $\bigvee_{i=1}^m T_i \upharpoonright_\sigma$ . If in the construction of  $\mathcal{T}$  a branch  $\tau$  is of length at least  $s$ , then we stop the construction of  $\mathcal{T}$ . In the following we bound the probability of ever reaching a stage such that the construction is stopped.

It is straightforward to check that the invariants hold after every completed stage; we only need to recall that we enforce that all the newly created branches  $\tau'$  are *locally consistent* as assignments on the smaller grid (see [Definition 3.1](#) and the discussion thereafter). Hence the information sets created are locally consistent, that is, all the information sets  $I(\tau', \sigma)$  are locally consistent. The other invariants hold by construction.

### 6.3 Some Properties of Extended Canonical Decision Trees

We need to show that the extended canonical decision tree  $\mathcal{T}$  represents  $\bigvee_{i=1}^m T_i \upharpoonright_\sigma$ . This will be a direct consequence of the postponed claim that if it is possible to reach a 1-leaf in some decision tree  $T_i$ , then there is a possible forcing information  $J$ .

Observe that at any point when forming the extended canonical decision tree the information  $I$  comes partly from the pairing  $\pi$  and from queries already done in the decision tree  $\mathcal{T}$  with answers  $\tau$ . Remember that  $\sigma = \sigma(\rho, \pi)$  includes all the information from the pairing  $\pi$ .

**Lemma 6.3.** *If there is a 1-branch  $\psi$  in  $T_i \upharpoonright_\sigma$  that is pairwise locally consistent with  $\tau$ , then there is a possible forcing information  $J$  for  $\psi$ .*

*Proof.* Extend  $\psi$  (an assignment to the  $n' \times n'$  grid) to an assignment  $\psi^+ \supseteq \psi$  such that

1. the assignments  $\psi^+$  and  $\tau$  are pairwise locally consistent, and
2. the assignment  $\psi^+$  is complete on all associated centers  $u$  of variables on  $\psi$  except on the associated centers  $u$  on which  $\tau$  is already complete.

According to [Lemma 2.3](#) such an extension  $\psi^+$  exists, assuming that  $|\text{supp}(\psi)| \leq n'/32$  and  $|\text{supp}(\tau)| \leq n'/4$ .

Let  $\psi_0$  be the branch in  $T_i$  that gives rise to  $\psi$ . Note that  $\psi_0$  is an assignment to the  $n \times n$  grid. Let us construct a possible forcing information  $J$  such that  $\psi_0$  is followed.

Add information pieces next to chosen centers as indicated by  $\psi^+$ . The information pieces next to non-chosen centers are the relevant information pieces from  $\pi$ .

We claim that the information set  $J$  that contains the just-mentioned information pieces is a valid possible forcing information for  $\psi_0$  if we ignore the minimality condition. Let us check the other properties of [Definition 6.2](#). Let  $I$  be the information set corresponding to  $\tau$ .

Note that since  $\tau$  and  $\psi^+$  are locally consistent, so are  $I$  and  $J$ . Hence [Property 1](#) follows and [Properties 2](#) to [4](#) follow by construction. Hence any minimal subset of  $J$  with the above properties constitutes a forcing information for  $\psi_0$ . This completes the proof of the lemma.  $\square$

As an immediate corollary we have that the decision tree  $\mathcal{T}$  is indeed a legitimate choice for  $\bigvee_{i=1}^m T_i \upharpoonright \sigma$ .

**Corollary 6.4.** *The extended canonical decision tree  $\mathcal{T}$  represents  $\bigvee_{i=1}^m T_i \upharpoonright \sigma$ .*

We have three auxiliary lemmas regarding forcing information and the size of the set of exposed centers  $S$ .

**Lemma 6.5.** *In each stage at most  $4|\text{supp}(J)|$  centers are added to the set of exposed centers  $S$ .*

*Proof.* We add  $\text{supp}(J) \cup S_J$  to the set of exposed centers  $S$ . Recall that  $S_J$  is the set of chosen centers at distance at most 1 from  $\text{supp}(J) \cap C_\sigma$ . It suffices to argue that every chosen center in  $\text{supp}(J)$  is adjacent to at least one other chosen center in  $\text{supp}(J)$ : if this holds, then for every chosen center in  $\text{supp}(J)$  we add at most 3 chosen centers to  $S_J \setminus \text{supp}(J)$ .

By minimality of  $J$  each non-exposed chosen center  $u \in \text{supp}(J) \cap C_\sigma$  is either an associated center of a variable on  $\psi$  or is adjacent to such an associated center. In the latter case we are done. If  $u$  is an associated center, then the forcing information  $J$  contains information pieces in all directions incident to  $u$  and hence, since  $J$  is locally consistent, there is at least one edge incident to  $u$  in  $J$ . The claim follows.  $\square$

**Corollary 6.6.** *In each stage at most  $16t$  centers are added to the set of exposed centers  $S$ .*

*Proof.* A forceable branch  $\psi$  is of length at most  $t$  as the decision trees  $T_i$  are of depth at most  $t$ . For each variable  $x_e$  on  $\psi$  there are at most 4 chosen centers in  $\text{supp}(J)$  if the associated center of  $x_e$  is chosen and at most 4 non-chosen centers if the associated center is non-chosen. Hence  $|\text{supp}(J)| \leq 4t$ . The statement follows by [Lemma 6.5](#).  $\square$

**Lemma 6.7.** *Consider a branch  $\tau \in \mathcal{T}$  along with the possible forcing information  $J_1, J_2, \dots$  used in the different stages of the construction of  $\tau$ . For  $j \neq j'$  it holds that  $\text{supp}(J_j)$  and  $\text{supp}(J_{j'})$  are disjoint.*

*Proof.* Denote by  $1, 2, \dots$  the stages used in the construction of the branch  $\tau$  and let  $S_{j-1}^*$  be the set of exposed centers  $S$  at the beginning of stage  $j$ . Suppose  $j' < j$ .

By minimality of  $J_j$  it holds that  $S_{j-1}^* \cap \text{supp}(J_j)$  only contains chosen centers that are adjacent to a non-exposed chosen center. Since in stage  $j'$  all centers at distance at most 1 from  $\text{supp}(J_{j'}) \cap C_\sigma$  are added to the set of exposed centers it holds that (1)  $\text{supp}(J_{j'}) \subseteq S_{j-1}^*$  and that (2) all chosen centers adjacent to  $\text{supp}(J_{j'}) \cap C_\sigma$  are in  $S_{j-1}^*$ . Hence  $\text{supp}(J_j)$  cannot contain a center from  $\text{supp}(J_{j'})$ . The claim follows.  $\square$

## 6.4 Encoding $\rho$

We want to bound the number of restrictions  $\rho$  that give rise to an extended canonical decision tree  $\mathcal{T}$  of depth  $\text{depth}(\mathcal{T}) \geq s$ . Fix such a restriction  $\rho$  along with the extended canonical decision tree  $\mathcal{T}$  and a branch  $\tau$  of length at least  $s$ . Denote by  $1, 2, \dots$  the stages in which the branch  $\tau$  was constructed.

Since the branch  $\tau$  is of length at least  $s$  there is a first stage  $g$  such that by the end of stage  $g$  at least  $s/4$  centers are exposed: only variables incident to exposed chosen centers are queried and each exposed center causes at most 4 queries on the branch  $\tau$ . In other words, if we let  $\tau_g \subseteq \tau$  be the branch constructed by the end of stage  $g$ , then the set of exposed centers  $S_g^* = S(\tau_g, \sigma)$  is for the first time of size  $|S_g^*| \geq s/4$ . We analyze the event of ever reaching such a stage  $g$ .

Note that  $|S_g^*| < s/4 + 16t$  by [Corollary 6.6](#) and  $g \leq s/4$  as in each stage at least one center is added to the set of exposed centers  $S$ . For  $j \in [g]$  we let the forceable branch of stage  $j$  in the decision tree  $T_{i_j}$  be denoted by  $\psi_j$ , let  $J_j$  be the corresponding possible forcing information and let  $\tau_j \subseteq \tau_g$  be the branch in  $\mathcal{T}$  created by the end of stage  $j$ . Let  $S_j^* = S(\tau_j, \sigma)$ , denote the information set added to  $I$  in stage  $j$  by  $I_j$ , and let  $I_j^* = I(\tau_j, \sigma)$ , or equivalently  $I_j^* = \bigcup_{i=1}^j I_i$ , be the information set gathered during the first  $j$  stages.

Let  $K_j \supseteq J_j$  be the information set obtained from  $J_j$  by adding non-edge information pieces in direction  $\delta$  incident to chosen centers  $v \in \text{supp}(J_j) \cap C_\sigma$  if

1. the information set  $J_j$  has an odd number of edge information pieces incident to  $v$ , and
2. there is no information piece in  $J_j$  incident to  $v$  in direction  $\delta$ .

Note that since  $\text{supp}(J_j) = \text{supp}(K_j)$  it holds by [Lemma 6.7](#) that  $\text{supp}(K_j)$  and  $\text{supp}(K_{j'})$  are disjoint for  $j \neq j'$ . This implies in particular that the information pieces in  $K_j$  and  $K_{j'}$  are not in direct contradiction.

Let  $K^* = \bigcup_{j=1}^g K_j$  and define  $\rho^*$  to be the restriction as defined in [Equation \(15\)](#) that forces the same variables as  $(\rho, K^*)$  does. Observe that alive centers  $v$  of  $\rho$  with an odd number of edge information pieces incident in some information set  $J_j$  are now dead in  $\rho^*$ . The centers alive in  $\rho$  but dead in  $\rho^*$  are the *disappearing centers*.

Let  $a_j$  be the number of associated centers of variables on  $\psi_j$  that are also in  $\text{supp}(J_j) \setminus S_{j-1}^*$ . Note that by [Property 2](#) of [Definition 6.2](#) all these associated centers are disappearing centers. Denote by  $b_j$  the number of additionally disappearing centers in  $K_j$ , and let  $a = \sum_{j=1}^g a_j$ ,  $b = \sum_{j=1}^g b_j$ . We have the following relation between these parameters.

**Lemma 6.8.** *It holds that  $b \leq 3a$ , and  $s/64 \leq a$ .*

*Proof.* For each stage  $j \in [g]$  it holds that  $\text{supp}(J_j)$  contains at most  $4a_j$  centers: each chosen center  $u \in \text{supp}(J_j)$  is either an associated center of a variable on  $\psi_j$  and in  $u \in \text{supp}(J_j) \setminus S_{j-1}^*$  or  $u$  is adjacent to such an associated center. For each of the former there are at most 3 of the latter since  $J_j$  is locally consistent. Similarly, since  $\pi$  has components of size 4, each non-chosen associated center causes at most 3 other non-chosen centers to be included in  $\text{supp}(J_j)$ . Since  $a_j + b_j \leq |\text{supp}(K_j)| = |\text{supp}(J_j)| \leq 4a_j$  we obtain the desired inequality  $b \leq 3a$ .

It remains to establish the inequality  $s/64 \leq a$ . By [Lemma 6.5](#) and the just-established inequality  $|\text{supp}(J_j)| \leq 4a_j$  we get that  $|S_g^*| \leq 4 \sum_{i=1}^g |\text{supp}(J_i)| \leq 16a$ . Since  $|S_g^*| \geq s/4$  we obtain the desired inequality.  $\square$

In the following section we prove the next lemma stating that a restriction  $\rho$  that causes the extended canonical decision tree to have a path of length at least  $s$  can be encoded using few bits, given  $\rho^*$  and  $T_1, \dots, T_m$ . Put differently, the mapping from  $\rho$  to  $\rho^*$  can be inverted with a bit of extra information. Recall that  $\Delta = \Theta(n/n')$  is the number of centers in each sub-square.

**Lemma 6.9.** *There is a constant  $A > 0$  such that the following holds. Suppose we are given decision trees  $T_1, \dots, T_m$  of depth at most  $t$  and  $\rho^*$ . Then*

$$a \log t + b \log \Delta + s \cdot A$$

many bits suffice to encode  $\rho$ .

Before diving into the proof of [Lemma 6.9](#) let us verify that [Lemma 4.2](#) indeed follows.

*Proof of Lemma 4.2.* We analyze the probability that a  $\rho$  chosen uniformly from  $R^{\text{reg}}(k, n, n')$  gives rise to an extended canonical decision tree of length at least  $s$ . Let  $m = n'^2 \Delta$  be the total number of centers and recall that the odd integer  $k$  is the total number of alive centers.

According to [Lemma 6.9](#), for some absolute constant  $A$ , the number of restrictions  $\rho$  that give rise to an extended canonical decision tree of depth at least  $s$  can be upper bounded by the number of ways to choose a restriction  $\rho^*$  with  $k - a - b$  alive centers times  $t^a \Delta^b A^s$ . Using [Lemma 5.5](#) we can bound the probability of sampling such a  $\rho$  by

$$\sum_{a,b} \frac{|R(k - a - b, n, n')| \cdot t^a \Delta^b A^s}{|R^{\text{reg}}(k, n, n')|} \leq \sum_{a,b} \left( \frac{A_0 \log n'}{\Delta} \right)^{a+b} \cdot t^a \Delta^b A^s \quad (16)$$

$$\leq \sum_a A_1^s \left( \frac{t \log n'}{\Delta} \right)^a \cdot \sum_b \log^b n' \quad (17)$$

$$\leq \sum_a A_2^s \left( \frac{t \log^4 n'}{\Delta} \right)^a, \quad (18)$$

for appropriate constants  $A_0, A_1$  and  $A_2$ . The final inequality relies on the bound  $b \leq 2a$  from [Lemma 6.8](#). As [Lemma 6.8](#) further guarantees that  $a \geq s/64$  and since the sum in [Equation \(18\)](#) is a geometric series the claimed bound on the probability of the extended canonical decision tree reaching depth at least  $s$  follows.  $\square$

## 6.5 Proof of [Lemma 6.9](#)

**Outline.** On a very high level, we want to remove the information set  $K^*$  from the partial restriction  $\rho^*$ . We commence in stages. In each stage we remove a single information set  $K_j$  from  $\rho^*$  by utilizing the shallow decision trees  $T_1, \dots, T_m$  and some extra information. We need some further notation and a simple observation to give a detailed proof outline.

For convenience let  $I_0^* = \emptyset$  and for  $i > j$  denote by  $I_j^i \subseteq I_j$  the information set obtained from  $I_j$  by removing any information piece that occurs (identically) in some possible forcing information  $J_{j'}$  for  $j' \geq i$ . In other words we let  $I_j^i = I_j \setminus (\bigcup_{j'=i}^g J_{j'})$  and hence it holds that  $I_j^{j+1} \subseteq I_j^{j+2} \subseteq \dots \subseteq I_j^g = I_j$ . Let  $I_{j-1}^{*-} = \bigcup_{i=1}^{j-1} I_i^j$ . By the previous observation we have that  $I_g^{*-} = I_g^*$ .

For  $i < j$  denote by  $K_j^i \subseteq K_j$  the information set obtained from  $K_j$  by removing any information piece in direct contradiction with  $I_i^*$ : remove information pieces  $(v, \delta, \perp)$  if and only if  $I_i^*$  contains an edge incident to  $v$  in direction  $\delta$ . Since  $J_j \subseteq K_j$  is pairwise locally consistent with  $I_{j-1}^*$  it holds that  $J_j \subseteq K_j^{j-1} \subseteq K_j^{j-2} \subseteq \dots \subseteq K_j^0 = K_j$ . Let  $K_{\geq j}^{*-} = \bigcup_{i=j}^g K_i^{j-1}$  and note that  $K_{\geq 1}^{*-} = \bigcup_{i=1}^g K_i^0 = \bigcup_{i=1}^g K_i = K^*$ .

Denote by  $\rho_j^*$  the restriction obtained from composing  $\rho$  with the information  $I_{j-1}^{*-} \cup K_{\geq j}^{*-}$  as done in [Equation \(15\)](#). Note that  $\rho_j^*$  forces the same variables as  $(\rho, I_{j-1}^{*-} \cup K_{\geq j}^{*-})$  forces, observe that  $\rho_1^* = \rho^*$ , and note that  $\rho_{g+1}^*$  forces the same variables as  $(\rho, I_g^*)$  forces.

**Lemma 6.10.** *The restriction  $\rho_j^*$  traverses the forceable branch  $\psi_j$  of stage  $j$ .*

*Proof.* Recall from [Definition 6.2](#), [Property 3](#), that  $(\rho, I_{j-1}^{*-} \cup J_j)$  forces all the variables on the forceable branch  $\psi_j$  of stage  $j$  such that  $\psi_j$  is traversed. As the information set  $K_j^{j-1}$



extends the forcing information  $J_j$  and is not in direct contradiction with  $I_{j-1}^*$  we observe that also  $(\rho, I_{j-1}^* \cup K_j^{j-1})$  traverses  $\psi_j$ . Furthermore, since  $K_{\geq j}^{*-}$  extends  $K_j^{j-1}$  and is also not in direct contradiction with  $I_{j-1}^*$ , we conclude that  $(\rho, I_{j-1}^* \cup K_{\geq j}^{*-})$ , equivalently  $\rho_j^*$ , traverses the forceable branch  $\psi_j$ .  $\square$

**Lemma 6.10** allows us to pursue the following high-level plan. We proceed in stages  $j = 1, 2, \dots, g$ . At the beginning of each stage  $j$  we assume that we know the restriction  $\rho_j^*$  and the information set  $I_{j-1}^{*-}$ . Since  $I_0^{*-} = \emptyset$  and  $\rho_1^* = \rho^*$  we have the necessary information to start with stage  $j = 1$ . Furthermore, if we can complete these  $g$  stages we obtain the restriction  $\rho_{g+1}^*$  from which, along with  $I_g^{*-} = I_g^*$ , we can recover the sought-after restriction  $\rho$ : since  $\rho_{g+1}^*$  forces the same variables as  $(\rho, I_g^*)$  forces we can “remove”  $I_g^*$  from  $\rho_{g+1}^*$  to obtain  $\rho$ .

Let us consider a stage  $j \in [g]$ . By **Lemma 6.10** the restriction  $\rho_j^*$  traverses the forceable branch  $\psi_j$ . Let us assume, for now, that  $\psi_j$  is the first 1-branch traversed. This assumption allows us to identify  $\psi_j$  for free. Once identified we can use the branch  $\psi_j$  to cheaply recover a good fraction of the support of the forcing information  $J_j$ : since the branch  $\psi_j$  is of length at most  $t$  we can point out the variables on the branch  $\psi_j$  forced by  $J_j$  at cost  $\log t$  each. From these variables we can recover their unique associated centers for free. Each of these associated centers  $u$  is a disappearing center: by **Property 2** of **Definition 6.2** the set  $J_j$  is closed at  $u$  and since  $J_j$  is locally consistent (**Property 1** of **Definition 6.2**) it has an odd number of edges incident to  $u$ .

To find the other centers in  $\text{supp}(J_j)$  and to recover the structure of  $J_j$ , i.e., whether there are edges or non-edges in-between centers of  $\text{supp}(J_j)$ , we rely on external information: we read  $\log \Delta$  bits per disappearing center and a constant number of bits per potential edge. Once we have recovered  $J_j$  it is straightforward to obtain  $K_j^{j-1}$ . “Remove”  $K_j^{j-1}$  from  $\rho_j^*$  and add all information pieces from  $J_j$  to  $I_{j-1}^{*-}$  that are common to  $J_j$  and  $I_{j-1}^*$ . By adding all these information pieces to  $I_{j-1}^{*-}$  we obtain the information set  $\bigcup_{i=1}^{j-1} I_i^{j+1}$ . Before we can proceed to stage  $j+1$  we need to recover  $I_j^{j+1}$  so that we can create the information set  $I_j^{*-} = \bigcup_{i=1}^j I_i^{j+1}$ .

The support of the information set  $I_j$  consists of the centers  $S_j = S_j^* \setminus S_{j-1}^*$  added to the set of exposed centers and some further centers at distance 1 from these newly exposed centers  $S_j$ . Most of the centers in  $S_j$  are readily identified as follows. Recall that the set  $S_j$  consists of  $\text{supp}(J_j)$  along with the chosen centers at distance at most 1 from  $\text{supp}(J_j) \cap C_\sigma$ . For each chosen center in  $S_j$  at distance 1 from  $\text{supp}(J_j) \cap C_\sigma$  we read one bit of extra information to determine whether it has disappeared (since these may be in the support of some forcing information  $K_{j'}$  for  $j' > j$ ). If it has not disappeared, then it is readily verified as the alive center with the lowest numbered row. Otherwise we can afford to read  $\log \Delta$  extra information per such center to identify it. This identifies the exposed centers in the support of  $I_j$ .

Recall that there may be some edge information pieces in  $I_j$  between an exposed chosen center  $u \in S_j$  and a chosen center  $v \notin S_j^*$  that is not exposed. Either

1. the edge  $\{u, v\}$  is shared with a forcing information  $J_{j'}$  for  $j' > j$  and is thus not in  $I_j^{j+1}$ , or
2. the information piece  $\{u, v\}$  contradicts some  $K_{j'}$  for  $j' > j$ , or
3. the chosen center  $v$  is in no support  $\text{supp}(K_{j'})$  for  $j' > j$  and is thus alive.

In **Case 1** we do not have to identify the chosen center  $v$  since we will recover it in stage  $j'$ . In **Case 3** the chosen center  $v$  is identified for free since it is the alive center with the lowest

numbered row. For [Case 2](#) note that since  $J_{j'}$  and  $I_j$  are locally consistent ([Property 1](#) of [Definition 6.2](#)), the contradiction is due to an information piece in  $K_{j'} \setminus J_{j'}$ . This implies that the center  $v$  is *not* an associated center of stage  $j'$ : by [Property 2](#) of [Definition 6.2](#) the forcing information  $J_{j'}$  has information pieces in all directions incident to such centers. We may thus identify  $v$  by reading  $\log \Delta$  bits of extra information to then “fix” the contradiction by removing the non-edge and adding the edge  $\{u, v\}$ .

All that remains is to recover the structure of  $I_j^{j+1}$ . We read a constant amount of extra information per potential edge. This identifies  $I_j^{j+1}$ . Proceed with stage  $j + 1$ .

Let us tally the amount of extra information read. We have  $a \log t$  bits per disappearing center that is also an associated center of a variable on a forceable branch, for other disappearing centers we pay  $b \log \Delta$ , and finally for the structure of the different information sets we need another  $A|S_g^*|$  bits for some constant  $A$ . Thus in total, as claimed, we need at most  $a \log t + b \log \Delta + A|S_g^*|$  bits to recover  $\rho$ . This completes the proof overview.

**Setup.** Unfortunately there are some complications. Recall that the forceable branch  $\psi_j$  is defined to be the next *pairwise locally consistent* branch with  $\tau_{j-1}$  and  $\sigma$  in stage  $j$  of the construction of the decision tree  $\mathcal{T}$ . In particular, the branch  $\psi_j$  along with  $\tau_{j-1}$  needs to be pairwise locally consistent as assignments on the smaller  $n' \times n'$  grid. At this point it is not clear how to determine whether a given branch satisfies this property. Hence the first branch traversed by  $\rho_j^*$  is not necessarily the forceable branch  $\psi_j$  of stage  $j$ . We need a way to cheaply tell that a given branch is not the forceable branch. To this end<sup>5</sup> we introduce signatures.

**Definition 6.11** (signature). Let  $v$  be a center in the support of  $J_j$ . The *signature* of such a center  $v$  consists of 9 bits.

1. The first bit is 1 if and only if  $v$  is a chosen center.
2. The following four bits indicate in what directions  $J_j$  has information pieces incident to  $v$ .
3. The final four bits indicate for each direction whether there is an edge in  $J_j$  incident to  $v$ .

**Remark 6.12.** Note that the stage  $j$ , although mentioned in the definition, is *not* part of the signature (as it was in [\[Hås20\]](#)). This change is mandated by our desire to get a tighter bound which requires that the signature of a single center is of constant size. Furthermore note that the signature of  $v$  does not include the identity of  $v$ . In the following we only read signatures in combination with a fixed center  $v$ ; we assume that the signatures are ordered on the auxiliary information as we process these centers.

Since the information sets  $J_j$  and  $J_{j'}$  are disjoint (see [Lemma 6.7](#)) and since  $\text{supp}(J_j) = \text{supp}(K_j)$  it holds that each disappearing center in the support of  $K^*$  has a unique signature. Also, since  $(\rho, I_{j-1}^* \cup J_j)$  forces all variables on the forceable branch  $\psi_j$ , every variable on  $\psi_j$  that is not forced by  $(\rho, I_{j-1}^*)$  has an associated center in  $J_j$  with a signature. Finally note that only nodes in the support of  $K^*$  require signatures. As such we can afford to read all the signatures: at most  $9|\text{supp}(K^*)| \leq 200s$  bits need to be read.

Note that a chosen center  $v$  along with its signature sign defines a partial assignment to the incident path variables: the first set of four bits of sign indicates the direction and the final four bits indicate the assignment to the incident path-variables.

<sup>5</sup>We also use signatures to ensure that only branches forced by  $J_j$  are considered and not branches forced by information pieces in  $K_j^{j-1} \setminus J_j$ .

The idea is that signatures indicate how the next forceable branch should look like: they indicate where the branch is supposed to have variables and what the corresponding assignment on the smaller grid looks like. If a 1-branch  $\psi$  contradicts this information, then we say that  $\psi$  is in *conflict* with these signatures. The formal definition follows.

**Definition 6.13** (conflict). Let  $I$  be an information set, denote by  $\psi$  a branch, and let  $E$  be a set of tuples  $(v, \text{sign})$  each consisting of a center  $v$  along with its signature  $\text{sign}$ . Denote by  $E_\psi \subseteq E$  the subset of tuples  $(v, \text{sign})$  such that  $v$  is a chosen center (i.e., the first bit of  $\text{sign}$  is 1) and there is a variable  $x_e$  on  $\psi$  such that  $v$  is the associated center of  $x_e$ . The set  $E$  is in *conflict* with  $\psi$  and  $I$  if and only if either

1. there is an associated center  $v$  of a variable on  $\psi$  such that the partial assignment induced by  $I$  along with the signature of  $v$  is not defined in all directions incident to  $v$ , or
2. the partial assignment on chosen path variables obtained from  $I$  jointly with the assignments defined by the tuples in  $E_\psi$  is not pairwise locally consistent as assignments on the smaller grid.

**Reconstruction.** Let us explain how signatures are used to recover the forceable branch  $\psi_j$  of stage  $j$ . See [Algorithm 2](#) for pseudo-code of the procedure described in the following. Throughout the procedure we maintain the following objects. A counter  $j = 1, 2, \dots, g$  of the current stage to be reconstructed, the restriction  $\rho_j^*$ , the information set  $I_{j-1}^{*-}$ , the exposed centers  $S_{j-1}^*$ , and a set  $E$  of (prematurely identified) disappearing centers along with their signatures. Initially we set  $j = 1$ ,  $\rho_1^* = \rho^*$ , and  $S_0^* = I_0^{*-} = E = \emptyset$ . We proceed as follows.

1. Find the next 1-branch  $\psi$  traversed by the restriction  $\rho_j^*$ .
2. If  $\psi$  and  $I_{j-1}^{*-}$  is in conflict with  $E$ , then go to [Step 1](#).
3. Read a bit  $b$  of extra information to determine whether there is a disappearing center that is the associated center of a variable on  $\psi$ .
4. If  $b = 1$ , then read an integer  $i$  of magnitude at most  $t$ . This identifies the associated center  $v$  of the  $i$ th variable on  $\psi$  as a disappearing center. Read the signature  $\text{sign}$  of  $v$  and add  $(v, \text{sign})$  to  $E$ . If  $E$  is in conflict with  $\psi$  and  $I_{j-1}^{*-}$ , then go to [Step 1](#). Otherwise go to [Step 3](#).
5. If  $b = 0$ , then  $\psi$  is the forceable branch of stage  $j$ . Recover  $J_j$ , the information set  $K_j^{j-1}$  as well as  $I_j^{j+1}$  essentially as discussed in the proof overview (details provided below). Update  $\rho_j^*$  to  $\rho_{j+1}^*$ ,  $I_{j-1}^{*-}$  to  $I_j^{*-}$  and  $S_{j-1}^*$  to  $S_j^*$ , remove all associated centers of  $\psi$  from  $E$ , and set  $j = j + 1$ . Ensure that  $E$  contains all the signatures  $(v, \text{sign})$  of chosen centers  $v \in S_{j-1}^* \cap \text{supp}(K_{\geq j}^{*-})$ . If  $|S_{j-1}^*| \geq s/4$ , then terminate. Otherwise go to [Step 1](#).

This completes the description of the procedure used to recover the forceable branch of stage  $j$ .

The following lemma guarantees that the above procedure is correct, that is, that it identifies the forceable branch of stage  $j$ .

**Lemma 6.14.** *Let  $E$  be the set of all tuples  $(v, \text{sign})$  that consist of a disappearing center  $v \in \text{supp}(K_{\geq j}^{*-})$  or an exposed chosen center in  $v \in S_{j-1}^* \cap \text{supp}(K_{\geq j}^{*-})$  along with their signature  $\text{sign}$ . If  $\psi$  is the first 1-branch traversed by  $\rho_j^*$  such that  $E$  is not in conflict with  $I_{j-1}^{*-}$  and  $\psi$ , then  $\psi$  is the forceable branch  $\psi_j$  of stage  $j$ .*

*Proof.* We need to establish that  $E$  is in conflict with  $I_{j-1}^{*-}$  and all 1-branches  $\psi$  occurring before  $\psi_j$ . Towards contradiction suppose otherwise: let  $\psi$  be a 1-branch before  $\psi_j$  such that

1. the restriction  $\rho_j^*$  forces all variables on  $\psi$  such that the respective leaf is reached, and
2. the set  $E$  is not in conflict with  $I_{j-1}^{*-}$  and  $\psi$ .

Note that also the restriction defined by composing  $\rho$  with  $I_{j-1}^* \cup \bigcup_{j'=j}^g J_{j'}$  would traverse  $\psi$ : a center  $u$  that does not have information pieces in all directions incident in  $I_{j-1}^* \cup \bigcup_{j'=j}^g J_{j'}$  does not force any incident variables. In this case the assignment induced by  $I_{j-1}^{*-}$  along with the signature sign of  $u$  is not defined in all directions incident to  $u$ . Hence since  $E$  is not in conflict with  $I_{j-1}^{*-}$  and  $\psi$  it holds that all variables forced by  $K_{\geq j}^{*-}$  on  $\psi$  are incident to centers  $u \in \text{supp}(J_{j'})$  for  $j' \geq j$  with information pieces in all directions incident to  $u$  present in  $I_{j-1}^* \cup J_{j'}$ .

Let us construct a possible forcing information  $J_j'$  that could have been used in stage  $j$  of the construction of the extended canonical decision tree to force the branch  $\psi$ . On the non-chosen centers the set  $J_j'$  contains the pieces of  $\pi$  needed to force all variables on  $\psi$ . On the chosen centers the set  $J_j'$  consists of information pieces as given by the partial assignments defined by signatures  $(v, \text{sign}) \in E$  such that there is a variable on  $\psi$  whose associated center is  $v$ . These information pieces are pairwise locally consistent with  $I_{j-1}^{*-}$  as  $E$  is not in conflict with  $I_{j-1}^{*-}$  and  $\psi$ . Furthermore, these force the input to traverse  $\psi$  as these information pieces are the same as used in  $I_{j-1}^* \cup \bigcup_{j'=j}^g J_{j'}$ .  $\square$

**Lemma 6.14** shows that the above procedure, once it reaches **Step 5**, indeed identifies the forceable branch  $\psi_j$  of stage  $j$ . It remains to argue that the information sets  $J_j, K_j^{j-1}$  and  $I_j^{j+1}$  can be recovered. We closely follow the argument presented in the proof outline and there is pseudo-code in **Appendix B** in case of ambiguity in the following verbal discussion.

We are given the restriction  $\rho_j^*$ , the information set  $I_{j-1}^{*-}$  and all the signatures of the disappearing centers that are also associated centers of variables on the forceable branch  $\psi_j$  of stage  $j$ . We need to construct the restriction  $\rho_{j+1}^*$  and the information set  $I_j^{*-}$ .

We start with the reconstruction of the forcing information  $J_j$ , then explain how to obtain  $K_j^{j-1}$  from  $J_j$  and finally argue that we can recover  $I_j^{j+1}$  from  $J_j$ .

The unique associated centers of the branch  $\psi_j$  identify a good part of the support of  $J_j$ . For each associated center  $u \in \text{supp}(J_j)$  that is also *chosen* we read the up to three incident centers used to make  $J_j$  closed at  $u$ . Each is read at cost  $\log \Delta$  unless it has already been identified. If it has already been identified, then it is the center in the appropriate sub-square whose first bit in the signature is 1; we can identify it at cost at most  $\log t \leq \log \Delta$ . Reading one bit per information piece on chosen centers in  $J_j$  we obtain the structure of  $J_j$  on the chosen centers.

This identifies all of  $J_j$  on the chosen centers. On the non-chosen centers we may need to complete some connected components from the pairing  $\pi$ . We encode the structure of the connected component using a constant number of bits. Each node in such a connected component can again be recovered at cost at most  $\log \Delta$ . This identifies all of  $J_j$ .

We obtain  $K_j^{j-1}$  from  $J_j$  by adding non-edge information pieces incident to a center  $u \in \text{supp}(J_j)$  in direction  $\delta$  if and only if

1. the center  $u$  has an odd number of edges incident in  $J_j$ , and
2. there are no information pieces in  $I_{j-1}^{*-} \cup J_j$  in direction  $\delta$  from  $u$ .

“Undo” the information set  $K_j^{j-1}$  from  $\rho_j^*$  by flipping the assignment along all the edges in  $K_j^{j-1}$  and add all information pieces from  $J_j$  to  $I_{j-1}^{*-}$  that are common between  $J_j$  and  $I_{j-1}^*$ . This results in the information set  $\bigcup_{i=1}^{j-1} I_i^{j+1}$ . It remains to recover  $I_j^{j+1}$ .

Recall that the support of the information set  $I_j$  consists of the centers  $S_j = S_j^* \setminus S_{j-1}^*$  added to the set of exposed centers and some further chosen centers at distance 1 from  $S_j$ . The non-chosen centers in  $S_j$  are readily identified: these are  $\text{supp}(J_j) \setminus C_\sigma$ . It remains to identify the chosen centers in  $S_j$  at distance precisely 1 from  $\text{supp}(J_j) \cap C_\sigma$ . Check  $E$  whether any of the remaining chosen centers has already been identified (we know the relevant sub-squares; check whether there is a tuple  $(v, \text{sign}) \in E$  such that  $v$  is in one of these sub-squares and the first bit of sign is 1). These are identified at cost  $\log t \leq \log \Delta$ . For each of the remaining sub-squares we read 1 bit of extra information to determine if the chosen center is alive. If so, then it is the alive center with the lowest numbered row. Otherwise we read  $\log \Delta$  extra information to identify it. Note that since such a center was exposed in stage  $j$  it cannot be a disappearing associated center of some stage  $j' > j$  and we can thus afford to read these  $\log \Delta$  bits. This identifies the exposed centers in the support  $\text{supp}(I_j)$ .

Recall that there may be some edge information pieces in  $I_j$  between an exposed chosen center  $u \in S_j$  and a chosen center  $v \notin S_j^*$  that is not exposed. Either

1. the edge  $\{u, v\}$  is shared with a forcing information  $J_{j'}$  for  $j' > j$  and is thus not in  $I_j^{j+1}$ , or
2. the information piece  $\{u, v\}$  contradicts some  $K_{j'}$  for  $j' > j$ , or
3. the chosen center  $v$  is in no support  $\text{supp}(K_{j'})$  for  $j' > j$  and is thus alive.

In [Case 1](#) we do not have to identify the chosen center  $v$  since we will recover it in stage  $j'$ . In [Case 3](#) the chosen center  $v$  is identified for free since it is the alive center with the lowest numbered row. In [Case 2](#) we identify  $v$  at cost  $\log \Delta$  (unless it has already been found and is in  $E$ ). Since in [Case 2](#) the chosen center  $v$  does not have information pieces incident in all directions in  $J_j$  it is not an associated center (by [Property 2](#) of [Definition 6.2](#)) and we can hence afford to pay  $\log \Delta$  bits for its identification.

It remains to recover the structure of  $I_j^{j+1}$ . We read a constant amount of extra information per potential edge. This identifies  $I_j^{j+1}$ . This concludes the discussion how one recovers  $J_j$  and  $I_j^{*-}$ . Let us tally the external information needed.

Recall that  $a_j$  is the number of disappearing centers outside  $S_{j-1}^*$  that are an associated center of a variable of  $\psi_j$ ,  $b_j$  is the number of other disappearing centers of  $K_j$ , and we let  $a = \sum_{j=1}^g a_j$  and  $b = \sum_{j=1}^g b_j$ . The following summarizes the amount of external information needed.

- The disappearing centers discovered as an associated center of a forceable branch contribute  $a \log t$  bits.
- The other disappearing centers contribute at most  $b \log \Delta$  bits.
- For each center in  $\text{supp}(K^*)$  we may have to read the signature. These are at most  $9|S_g^*|$  bits.
- All other centers are discovered at constant cost; we only read  $A_1|S_g^*|$  bits for some constant  $A_1$ .

- For the graph structure of  $J_j$  and  $I_j^{*-}$  we need another  $A_2|S_g^*|$  bits for some constant  $A_2$ .
- There is a constant  $A_3 > 0$  such that in the above procedure at most  $s + 16t + s/4 = s \cdot A_3$  bits  $b$  are read:
  - there are at most  $s + 16t$  bits that are 1 as each time a disappearing variable is discovered, and this is bounded by [Corollary 6.6](#), and
  - at most  $s$  bits that are 0 as a stage is ended each time and  $g \leq s/4$ .

Since  $|S_g^*| \leq s/4 + 16t \leq s \cdot A_4$  for some other constant  $A_4$  this completes the proof of [Lemma 6.9](#). As [Lemma 6.9](#) is the last missing piece of the proof of the switching lemma, we thereby also establish [Lemma 4.2](#).

## 7 Proof of the Multi-Switching Lemma

The purpose of this section is to prove the multi-switching lemma, restated here for convenience.

**Lemma 4.4** (Multi-switching Lemma). *There are absolute constants  $A, c_1, c_2, n_0 > 0$  such that for integer  $n \geq n_0$  the following holds. Let  $k, M, n', s, t \in \mathbb{N}^+$  satisfy  $n/n' \geq At \log^{c_1} n$ ,  $k = n'^2(1 \pm 0.01)C \log n'$  be odd, and  $t \leq s \leq n'/32$ . For  $m_1, \dots, m_M \in \mathbb{N}^+$  and any decision trees  $T_i^j$  of depth at most  $t$ , where  $j \in [M]$  and  $i \in [m_j]$ , it holds that if  $\sigma \sim \mathcal{D}_k(\Sigma(n, n'))$ , then the probability that  $(\bigvee_{i=1}^{m_j} T_i^j \upharpoonright \sigma)_{j=1}^M$  cannot be represented by an  $\ell$ -common partial decision tree of depth  $s$  is bounded by*

$$M^{s/\ell} \left( \frac{At \log^{c_1} n}{n/n'} \right)^{s/c_2}.$$

The proof of [Lemma 4.4](#) very much follows the proof of [Lemma 4.2](#). The first section gives a short proof overview, followed by [Section 7.2](#) that formally explains how to construct a common partial decision tree. In [Section 7.3](#) we finally prove [Lemma 4.4](#).

### 7.1 Proof Overview

The high level proof outline is as follows. Consider  $\bigvee_{i=1}^{m_1} T_i^1, \bigvee_{i=1}^{m_2} T_i^2, \dots, \bigvee_{i=1}^{m_M} T_i^M$  in order. If a disjunction of these decision trees  $\bigvee_{i=1}^{m_j} T_i^j$  is not turned in to a decision tree of depth  $\ell$ , then find a branch  $\lambda^j$  in the extended canonical decision tree of  $\bigvee_{i=1}^{m_j} T_i^j$  of length at least  $\ell$ . Put the variables on  $\lambda^j$  in the common partial decision tree, query these variables as well as some extra variables and recurse.

As in the proof of the switching lemma we consider any full restriction  $\sigma = \sigma(\rho, \pi)$  for which [Lemma 4.4](#) fails. We then turn  $\rho$  into a restriction  $\rho^*$  such that the mapping can be inverted with little extra information to argue that there are few full restrictions for which [Lemma 4.4](#) fails.

The construction of  $\rho^*$  is analogous to the construction used in the proof of the switching lemma: fix a long branch  $\tau$  in the  $\ell$ -common partial decision tree and consider the long branches  $\lambda^1, \lambda^2, \dots$  from the respective extended canonical decision trees used to construct  $\tau$ . Each such  $\lambda^j$  was constructed with the help of possible forcing information  $J_1^j, J_2^j, \dots$ . Close up each such  $J_i^j$  as before to obtain  $K_i^j$  and let  $\rho^* = (\rho, \bigcup_{i,j} K_i^j)$ .



We recover  $\rho$  from  $\rho^*$  by iteratively recovering the possible forcing information  $J_1^j, J_2^j, \dots$  as in the standard switching lemma, to obtain the information sets  $I_1^j, I_2^j, \dots$  describing the long branch  $\lambda^j$ . We then read a bit of extra information to recover the sub-assignment  $\tau^j$  of  $\tau$  to the variables assigned by  $\lambda^j$ .

There is one minor complication to handle: the recovered information sets  $\cup_i I_i^j$  of a branch  $\lambda^j$  may be *inconsistent* with future forcing information: a set  $I_i^j$  may be inconsistent on chosen centers with some  $J_{i'}^{j'}$  for  $j' > j$ . This is so because the set  $J_{i'}^{j'}$  is consistent with  $\tau^j$  but not necessarily with the branch  $\lambda^j$ .

We handle this complication by not just querying the variables of  $\lambda^j$  in the common partial decision tree but to query all variables with an associated center at distance at most 1 from the exposed chosen centers of  $\lambda^j$ . Analogous to how we proved in [Lemma 6.7](#) that different possible forcing information have disjoint support, it can be shown that future  $J_{i'}^{j'}$  have a support disjoint of the support of some  $I_i^j$  with  $j < j'$ . This implies in particular that  $J_{i'}^{j'}$  cannot contain information pieces in direct contradiction with  $I_i^j$ .

## 7.2 Common Partial Decision Trees

Let us explain how to construct the  $\ell$ -common partial decision tree  $\mathcal{T}$  of  $\bigvee_{i=1}^{m_1} T_i^1 \upharpoonright_{\sigma}, \dots, \bigvee_{i=1}^{m_M} T_i^M \upharpoonright_{\sigma}$ . Start with  $\mathcal{T}$  empty. We proceed in *rounds*. In each round we consider a leaf  $\tau$  of  $\mathcal{T}$  such that there is a  $\bigvee_{i=1}^{m_j} T_i^j$  that cannot be represented by a depth  $\ell$  decision tree under  $\sigma$  and  $\tau$ . Extend  $\mathcal{T}$  at  $\tau$  as follows.

Let  $j$  be minimum such that  $\bigvee_{i=1}^{m_j} T_i^j \upharpoonright_{\sigma\tau}$  cannot be represented by a depth  $\ell$  decision tree. Create the extended canonical decision tree  $T^j$  of  $\bigvee_{i=1}^{m_j} T_i^j \upharpoonright_{\sigma\tau}$  essentially as in [Section 6.2](#) – more details follow. Denote by  $\lambda$  a branch of length at least  $\ell$  in  $T^j$  and extend  $\mathcal{T}$  at  $\tau$  by querying all variables on  $\lambda$ . Modulo the precise definition of the extended canonical decision tree used this describes the entire creation process of an  $\ell$ -common partial decision tree.

Let us discuss how to construct the extended canonical decision trees in the above procedure. The only difference to the definition in [Section 6.2](#) is that we initialize the set of exposed centers  $S$  and the information set  $I$  used in the creation of the extended canonical decision tree with information from previous rounds. Let us explain this in more detail.

Throughout the creation of the  $\ell$ -common partial decision tree  $\mathcal{T}$  we maintain the following sets for each leaf  $\tau$  of  $\mathcal{T}$ :

1. a set of exposed centers  $S = S(\tau, \sigma)$ , and
2. a set of information pieces  $I = I(\tau, \sigma)$ .

Initially the set of exposed centers  $S$  and the information set  $I$  are empty  $S(\emptyset, \sigma) = T(\emptyset, \sigma) = \emptyset$ . Throughout the creation of  $\mathcal{T}$  and the various extended canonical decision trees we maintain the same invariants as in [Invariants 6.1](#).

In each round of the construction of  $\mathcal{T}$ , when building the extended canonical decision tree  $T^j$  of  $\bigvee_{i=1}^{m_j} T_i^j$ , we initialize the sets  $S$  and  $I$  used in the creation of  $T^j$  with the corresponding objects maintained for the creation of the common partial decision tree  $\mathcal{T}$ . Other than that the creation of  $T^j$  follows [Section 6.2](#): in each stage we find a new forceable branch  $\psi_i^j$ , the corresponding forcing information  $J_i^j$ , and add all nodes in  $\text{supp}(J_i^j)$  to  $S$  along with the chosen centers adjacent to  $\text{supp}(J_i^j) \cap C_\sigma$ .

To find out whether the forceable branch  $\psi_i^j$  is followed we get information sets  $I_i^j$  consisting of pieces from  $\pi$  and answers from  $T^j$ .

We continue with the next stage until at least  $\ell/4$  centers have been added in this round to the set of exposed centers  $S(\lambda^j, \sigma)$  for some leaf  $\lambda^j$  of  $T^j$ . We know that this happens as  $\bigvee_{i=1}^{m_j} T_i^j \upharpoonright_{\sigma\tau}$  could not be decided by a decision tree of depth  $\ell$  (recall that  $\tau$  is the leaf of  $\mathcal{T}$  we are considering).

For such a long branch  $\lambda^j \in T^j$  denote by  $S_{\lambda^j}$  all chosen centers at distance at most 1 from the newly exposed chosen centers, that is,  $S_{\lambda^j}$  consists of all chosen centers at distance at most 1 from  $(S(\lambda^j, \sigma) \setminus S(\tau, \sigma)) \cap C_\sigma$ . Extend the common partial decision tree  $\mathcal{T}$  at  $\tau$  by querying all variables incident to  $S_{\lambda^j}$ . For each newly created leaf  $\tau' \in \mathcal{T}$  we need to update the set of exposed centers  $S$  and the information set  $I$ : let  $S = S(\lambda^j, \sigma) \cup S_{\lambda^j}$  and set  $I$  according to the answers on  $\tau' \setminus \tau$  while also including the same information about  $\pi$  as is present in  $I(\lambda^j, \sigma)$ . This completes the description of the construction of the common partial decision tree  $\mathcal{T}$ .

Note that at the end of each round the information pieces in  $I$  are determined by the branch  $\tau$  of  $\mathcal{T}$  and the matching  $\pi$ . The information pieces  $I_1^j, I_2^j, \dots$  on the chosen centers used to determine  $\lambda^j$  in  $T^j$  are “forgotten”. These answers were only used to find the long branch  $\lambda^j$ .

Clearly the above process creates an  $\ell$ -common partial decision tree  $\mathcal{T}$ . We need to analyze the probability that we obtain a tree of depth at least  $\text{depth}(\mathcal{T}) \geq s$ .

### 7.3 Encoding Cost

Once we have set up the machinery the proof parallels the proof of the standard switching lemma. We need to verify that it works and no new complications arise.

As in [Section 6.4](#) we extend each possible forcing information  $J_i^j$  to information sets  $K_i^j$  by adding non-edges incident to nodes in  $\text{supp}(J_i^j)$  that have an odd number of edges incident in  $J_i^j$ . The restriction  $\rho^*$  is obtained by applying these  $K_i^j$  to  $\rho$ . We need to specify the information needed to invert this mapping, that is, the information needed to recover  $\rho$  from  $\rho^*$ .

The inversion commences in rounds. Each round essentially corresponds to the inversion process of the standard switching lemma (see [Section 6.5](#)). The following extra information is read per round.

- We require  $\log M$  bits to obtain an index  $j \in [M]$  that identifies  $\bigvee_{i=1}^{m_j} T_i^j$  being processed.
- The following information read is identical to the inversion process of  $\bigvee_{i=1}^{m_j} T_i^j$  as in the standard switching lemma.
- Once we have the long branch  $\lambda^j$  of  $T^j$  we need to recover the chosen centers  $v$  at distance at most 1 from the newly exposed chosen centers. We read at most  $\log \Delta$  bits for each such  $v$ . Since there are at most linear in  $s$  many such nodes we can afford this – the cost is absorbed by the constants  $c_1$  and  $c_2$ .
- Finally we read the difference in values of variables queried in the decision tree  $T^j$  and the same variables in the common decision tree  $\mathcal{T}$ . Note that analogous to [Cases 1 to 3](#) there will be some information pieces which will be recovered in future stages.

The inversion process of each round runs parallel to the inversion for the standard switching lemma. We recover the information pieces used in the single formula process and use the knowledge of the difference to turn these into information pieces for the common decision tree.

Of the additional extra information needed (that is, the index  $j \in [m]$  for each round, the identity of the additional chosen centers, and the differences in values) only the index  $j$  cannot be absorbed by the constants  $A, c_1$  and  $c_2$ . This extra information causes the factor  $M^{s/\ell}$  in the bound of [Lemma 4.4](#). This completes the discussion of the proof of [Lemma 4.4](#).

## 8 Conclusion

Of course our bounds are not exactly tight so there is always room for improvement. We could hope to get truly exponential lower bounds for a bounded depth Frege proof, i.e., essentially bounds  $2^n$  where  $n$  is the number of variables. Since any formula given by a small CNF has a resolution proof this is the best we could hope for. As our formulas have  $O(n^2)$  variables we are off by a square. If one is to stay with the Tseitin contradiction one would need to change the graph and the first alternative that comes to mind is an expander graph. We have not really studied this question but as our current proof relies heavily on properties of the grid, significant modifications are probably needed.

This brings up the question for which probability distributions of restrictions it is possible to prove a (multi) switching lemma. Experience shows that this is possible surprisingly often. It seems, however, that it needs to be done on a case by case basis. It is probably too much to ask for a general characterization, but maybe it could be possible to prove switching lemmas that cover several of the known cases.

## Acknowledgments

We are indebted to Susanna F. de Rezende for suggesting the change in the restriction that allows us to obtain better parameters. Furthermore we are grateful to Mrinal Ghosh, Björn Martinsson and Aleksa Stanković for helpful discussions on the topic of this paper.

Last but not least we would like to thank the anonymous referees for the time they took to read our manuscript. The reviews we received were incredibly detailed, contained a lot of useful suggestions, and helped us improve the presentation of this paper considerably.

## References

- [Ajt94] Miklós Ajtai. The complexity of the pigeonhole principle. *Combinatorica*, 14(4):417–433, 1994. Preliminary version in *FOCS '88*. [1](#)
- [Ben02] Eli Ben-Sasson. Hard examples for the bounded depth Frege proof system. *Computational Complexity*, 11(3-4):109–136, 2002. [1](#)
- [CR79] Stephen A. Cook and Robert A. Reckhow. The relative efficiency of propositional proof systems. *The Journal of Symbolic Logic*, 44(1):36–50, 1979. [4](#)
- [FSS84] M. Furst, J.B. Saxe, and M. Sipser. Parity, circuits and the polynomial-time hierarchy. *Mathematical Systems Theory*, 17:13–27, 1984. [1](#)
- [Hak85] A. Haken. The intractability of resolution. *Theoretical Computer Science*, 39:297 – 308, 1985. [1](#)
- [Hås86] J. Håstad. Almost optimal lower bounds for small depth circuits. In *Proceedings of the eighteenth annual ACM symposium on Theory of computing*, STOC '86, pages 6–20, New York, NY, USA, 1986. ACM. [1](#), [3](#)

- [Hås14] J. Håstad. On the correlation of parity and small-depth circuits. *SIAM Journal on Computing*, 43:1699–1708, 2014. [3](#)
- [Hås20] J. Håstad. On small-depth frege proofs for tseitin for grids. *Journal of the ACM*, 68:1–31, 2020. [i](#), [1](#), [2](#), [3](#), [4](#), [5](#), [6](#), [8](#), [12](#), [15](#), [21](#), [23](#), [27](#), [28](#), [38](#), [49](#)
- [HR22] Johan. Håstad and Kilian Risse. Bounded depth proofs for tseitin formulas on the grid; revisited. In *2022 IEEE 63rd Annual Symposium on Foundations of Computer Science (FOCS)*, pages 1138–1149, 2022. [i](#), [12](#), [27](#)
- [IMP12] Russell Impagliazzo, William Matthews, and Ramamohan Paturi. A satisfiability algorithms for  $AC^0$ . In *Proceeding of the 23rd Annual ACM-SIAM Symposium on Discrete Algorithms*, pages 961–972, 2012. [3](#)
- [KPW95] Jan Krajíček, Pavel Pudlák, and Alan Woods. An exponential lower bound to the size of bounded depth frege proofs of the pigeonhole principle. *Random Structures & Algorithms*, 7(1):15–39, 1995. [1](#), [8](#)
- [PBI93] Toniann Pitassi, Paul Beame, and Russell Impagliazzo. Exponential lower bounds for the pigeonhole principle. *Computational Complexity*, 3:97–140, 1993. Preliminary version in *STOC '92*. [1](#)
- [PRST16] Toniann Pitassi, Benjamin Rossman, Rocco A. Servedio, and Li-Yang Tan. Poly-logarithmic frege depth lower bounds via an expander switching lemma. In *Proceedings of the Forty-Eighth Annual ACM Symposium on Theory of Computing*, STOC '16, page 644–657, New York, NY, USA, 2016. Association for Computing Machinery. [1](#), [2](#), [3](#), [4](#)
- [PRT22] T. Pitassi, P. Ramakrishnan, and L. Tan. Tradeoffs for small-depth frege proofs. In *2021 IEEE 62nd Annual Symposium on Foundations of Computer Science (FOCS)*, pages 445–456, Los Alamitos, CA, USA, feb 2022. IEEE Computer Society. [i](#), [2](#), [3](#), [4](#), [8](#)
- [Raz88] A. Razborov. Bounded-depth formulae over the basis { AND,XOR } and some combinatorial problems (in russian). *Problems of Cybernetics. Complexity Theory and Applied Mathematical Logic*, pages 149–166, 1988. [1](#)
- [Raz95] A. A. Razborov. *Bounded Arithmetic and Lower Bounds in Boolean Complexity*, pages 344–386. Birkhäuser Boston, Boston, MA, 1995. Editors Peter Clote and Jeffrey Remmel. [20](#), [28](#)
- [RST15] Benjamin Rossman, Rocco A. Servedio, and Li-Yang Tan. An average-case depth hierarchy theorem for boolean circuits. In *IEEE 56th Annual Symposium on Foundations of Computer Science, FOCS 2015, Berkeley, CA, USA, 17-20 October, 2015*, pages 1030–1048, 2015. [12](#)
- [Sip83] M. Sipser. Borel sets and circuit complexity. In *Proceedings of the fifteenth annual ACM symposium on Theory of computing*, STOC '83, pages 61–69, New York, NY, USA, 1983. ACM. [1](#)
- [Smo87] R. Smolensky. Algebraic methods in the theory of lower bounds for boolean circuit complexity. In *Proceedings of the nineteenth annual ACM symposium on Theory of computing*, STOC '87, pages 77–82, New York, NY, USA, 1987. ACM. [1](#)
- [Tse68] G. S. Tseitin. On the complexity of derivation in the propositional calculus. In A. O. Slisenko, editor, *Studies in constructive mathematics and mathematical logic, Part II*, 1968. [1](#)

- [UF96] Alasdair Urquhart and Xudong Fu. Simplified lower bounds for propositional proofs. *Notre Dame Journal of Formal Logic*, 37(4):523–544, 1996. [1](#), [4](#), [8](#)
- [Yao85] A. C-C. Yao. Separating the polynomial-time hierarchy by oracles. In *Foundations of Computer Science, 1985., 26th Annual Symposium on*, pages 1–10, oct. 1985. [1](#)

## A Omitted Proofs

### A.1 Section 2

**Lemma 2.1.** *Consider the Tseitin formula  $\text{Tseitin}(G_n, \alpha)$  defined over the  $n \times n$  grid. If  $\sum_v \alpha_v$  is even, then  $\text{Tseitin}(G, \alpha)$  is satisfiable and has  $2^{r_n}$  solutions for a positive integer  $r_n$  that only depends on  $n$  and not on  $\alpha$ .*

*Proof.* Let us first argue that the formula  $\text{Tseitin}(G_n, \alpha)$  is satisfiable if  $\sum_v \alpha_v$  is even. Towards contradiction suppose this is not the case and consider an assignment  $\beta$  that satisfies the maximum number of linear constraints. Note that the number of such violated linear constraints is even since the sum of the constraints

$$\sum_v \sum_{e \ni v} x_e = 2 \sum_e x_e \quad (19)$$

is always even. Hence if for a node  $v$  it holds that  $\sum_{e \ni v} \beta_e \neq \alpha_v$ , then there is another node  $u \neq v$  such that  $\sum_{e \ni u} \beta_e \neq \alpha_u$ . Suppose there are two such nodes  $u$  and  $v$ .

Since the graph  $G_n$  is connected we may consider a path  $P$  connecting  $u$  to  $v$ . By negating the assignment  $\beta$  along the path  $P$  we obtain the assignment  $\beta'$  that satisfies the constraints at  $u$  and  $v$ . Furthermore, the parity of the edges incident to other nodes remains the same since we negated an even number of variables incident to every other node. This contradicts the assumption that  $\beta$  is an assignment that satisfies the maximum number of linear constraints.

For the other part of the lemma we only need to recall that the number of satisfying assignments to a satisfiable system of linear equations only depends on the dimension of the system and not on the right hand side. This establishes the claim.  $\square$

**Lemma 2.3.** *If  $\alpha$  is a locally consistent assignment satisfying  $|\text{supp}(\alpha)| \leq n/2$ , then for any variable  $x_e$  there is a locally consistent assignment  $\alpha' \supseteq \alpha$  with  $x_e$  in its domain.*

*Proof.* Denote the support of  $\alpha$  by  $U = \text{supp}(\alpha)$  and let  $V \supseteq U$  be the set of nodes that consists of  $U$  and the endpoints of  $e$ . Since  $\alpha$  is locally consistent we may consider an extension  $\beta \supseteq \alpha$  that satisfies all the constraints on the nodes in  $\text{closure}(U)$ .

Denote by  $\gamma \supseteq \beta$  an extension of  $\beta$  to all variables incident to the nodes in  $\text{closure}(V)$  that satisfies the maximum number of constraints on the nodes in  $\text{closure}(V)$ . Suppose  $\gamma$  violates the linear constraint of some node  $v \in \text{closure}(V)$ .

Note that  $v \in \text{closure}(U)^c$  since  $\beta \subseteq \gamma$  satisfies all the constraints on  $\text{closure}(U)$ . Since the component  $\text{closure}(U)^c$  is connected we may consider a path  $P$  that starts at  $v$ , ends in the giant component  $\text{closure}(V)^c \subseteq \text{closure}(U)^c$ , and does not pass through any node in  $\text{closure}(U)$ . Negate the assignment  $\gamma$  along the edges of  $P$  to obtain  $\gamma'$ . Note that the assignment  $\gamma'$  satisfies the constraint on  $v$ , extends  $\beta$ , and causes no new violations on  $\text{closure}(V) \setminus \text{closure}(U)$  since it negates an even number of variables incident to all nodes in  $\text{closure}(V) \setminus \{v\}$ . This is in contradiction to the initial assumption that  $\gamma$  satisfies the maximum number of constraints on the nodes in  $\text{closure}(V)$ .

We conclude that there is an extension  $\gamma \supseteq \alpha$  that is locally consistent and contains the variable  $x_e$  in its domain. The statement follows.  $\square$



**Lemma 2.13.** *Let  $n, t \in \mathbb{N}$  such that  $t \leq n/16$  and suppose that we have a Frege proof of a formula  $A$  from the Tseitin formula  $\text{Tseitin}(G_n)$  defined over the  $n \times n$  grid. If this proof has a  $t$ -evaluation, then each line in the derivation is mapped to a 1-tree. In particular  $A \neq \perp$ , that is, contradiction cannot be derived.*

*Proof.* We proceed by induction over the number of derivation steps. Consider the formula  $F$  derived on line  $\nu$  of the proof. Towards contradiction suppose that the  $t$ -evaluation  $\varphi^\nu$  of line  $\nu$  does not assign  $F$  to a 1-tree. That is, the decision tree  $\varphi^\nu(F)$  contains a branch  $\tau$  that ends in a 0-leaf. Since axioms are mapped to 1-trees (Property 2 of Definition 2.11) the formula  $F$  has to be derived by a rule in the Frege system as listed in Section 2.1. The idea is to consider each rule separately and show that the 0-branch  $\tau$  causes a 0-branch in one of the  $t$ -evaluations of a line used to derive  $F$ . This contradicts the inductive hypothesis.

The assumption that all decision trees are of depth less than  $n/16$  ensures by virtue of Corollary 2.7 that it is always possible to find a locally consistent branch in any decision tree restricted by  $\tau$ . We do a case distinction on the rule used to derive  $F$ .

**Excluded Middle.** We have  $F = p \vee \neg p$ . By Definition 2.11, Property 3 the decision tree  $T_p = \varphi^\nu(p)$  is equal to  $T_{\neg p} = \varphi^\nu(\neg p)$  except that the labels of the leaves are negated. Since  $\varphi^\nu(F)$  represents  $T_p \vee T_{\neg p}$  by Property 4 of Definition 2.11 the two restricted decision trees  $T_p \upharpoonright_\tau$  and  $T_{\neg p} \upharpoonright_\tau$  are both 0-trees. This cannot be since the two restricted trees are the same except that the labels at the leaves are negated.

**Expansion Rule.** We have  $F = q \vee p$ . Let  $T_p = \varphi^\nu(p)$ . By Property 4 of Definition 2.11 the decision tree  $\varphi^\nu(F)$  represents  $\varphi^\nu(q) \vee T_p$ . This implies in particular that the decision tree  $T_p \upharpoonright_\tau$  is a 0-tree.

Denote by  $\nu' < \nu$  the line used to derive  $F$ . Note that  $p$  is the formula on line  $\nu'$  and that by the inductive hypothesis the decision tree  $T'_p = \varphi^{\nu'}(p)$  is a 1-tree. Hence  $T'_p \upharpoonright_\tau$  is also a 1-tree. By Lemma 2.9 this contradicts the assumed functional equivalence of the  $t$ -evaluations  $\varphi^\nu$  and  $\varphi^{\nu'}$ .

**Contraction Rule.** We have  $F = p$ . Consider the formula  $p \vee p$  on line  $\nu' < \nu$  used to derive  $F$ . Let  $T'_p = \varphi^{\nu'}(p)$ . Since  $\varphi^\nu$  and  $\varphi^{\nu'}$  are functionally equivalent, it holds that  $T'_p \upharpoonright_\tau$  is a 0-tree. Hence  $\varphi^{\nu'}(p \vee p) \upharpoonright_\tau$  is a 0-tree by Property 4 of Definition 2.11. This contradicts the inductive hypothesis which asserts that each line before  $\nu$  is mapped to a 1-tree.

**Association Rule.** We have  $F = (p \vee q) \vee r$ . Consider the formula  $F' = p \vee (q \vee r)$  on line  $\nu' < \nu$  used to derive  $F$ . Since  $F$  and  $F'$  are isomorphic by Definition 2.12 the two decision trees  $\varphi^\nu(F)$  and  $T_{F'} = \varphi^{\nu'}(F')$  are functionally equivalent. This implies that  $T_{F'} \upharpoonright_\tau$  is a 0-tree. This is in direct contradiction to the inductive hypothesis.

**Cut Rule.** We have  $F = (q \vee r)$ . Let  $T_q = \varphi^\nu(q) \upharpoonright_\tau$  and  $T_r = \varphi^\nu(r) \upharpoonright_\tau$ . Since by Property 4 of Definition 2.11 the decision tree  $\varphi^\nu(F)$  represents  $T_q \vee T_r$  it holds that  $T_q \upharpoonright_\tau$  and  $T_r \upharpoonright_\tau$  are both 0-trees.

Suppose  $p \vee q$  was derived on line  $\nu' < \nu$  and  $\neg p \vee r$  was derived on line  $\nu'' < \nu$ . Since the  $t$ -evaluation of line  $\nu$  is functionally equivalent with both the  $t$ -evaluations of lines  $\nu'$  and  $\nu''$  the decision trees  $\varphi^{\nu'}(q) \upharpoonright_\tau$  and  $\varphi^{\nu''}(r) \upharpoonright_\tau$  are 0-trees by Lemma 2.9.

If any branch  $\tau'$  in  $\varphi^{\nu'}(p) \upharpoonright_\tau$  ends in a leaf labeled 0, then the decision tree  $\varphi^{\nu'}(p \vee q) \upharpoonright_{\tau \cup \tau'}$  must be a 0-tree by Property 4 of Definition 2.11 and using Corollary 2.7.



But  $\varphi^{v'}(p \vee q) \upharpoonright_{\tau \cup \tau'}$  cannot be a 0-tree by the inductive assumption. Hence  $\varphi^{v'}(p) \upharpoonright_{\tau}$  is a 1-tree. By repeating the above argument on line  $v''$  with formulas  $\neg p$  and  $r$  we obtain that also  $\varphi^{v''}(\neg p) \upharpoonright_{\tau}$  is a 1-tree. This is in direct contradiction to the assumed functional equivalence of the  $t$ -evaluations on lines  $v'$  and  $v''$ .

This completes the case distinction. The statement follows.  $\square$

## A.2 Section 5

**Lemma 5.3** ([Hås20, Lemma 4.3]). *For large enough integer  $a \in \mathbb{N}$  the following holds. If each sub-square has  $(1 \pm 0.01)a$  alive centers, then there is a graphical pairing  $\pi_0$ .*

*Proof.* Consider the graph  $H$  defined on the set of non-chosen centers with an edge between any two such centers if they are in adjacent sub-squares. We want to show that there exists a graphical pairing  $\pi_0$  in  $H$ . In other words, we want to partition the set of nodes of  $H$  such that each sub-graph induced by such a partition is either a single edge or a star of size 4.

Let  $m = \lceil 0.26a \rceil$ . The graphical pairing  $\pi_0$  will have either  $m$  or  $m + 1$  edges between any two adjacent sub-squares. Since every node in  $H$  will have odd degree in  $\pi_0$  the parity of the number of edges leaving a fixed sub-square is determined. When determining whether  $\pi_0$  has  $m$  or  $m + 1$  edges in-between two adjacent sub-squares we need to take the parity of the number of edges leaving each sub-square into account.

Consider the following (satisfiable) Tseitin formula. For every pair of adjacent sub-squares  $s_1, s_2$  we introduce a variable  $y_{\{s_1, s_2\}}$  and introduce the constraint that the four variables incident to a single sub-square have the same parity as the number of edges leaving it. Note that since the number of non-chosen centers is even ( $k$  as well as the number of chosen centers is odd) this is indeed a satisfiable Tseitin formula by Lemma 2.1. Take an assignment  $\beta$  satisfying said formula and determine that there are  $m + \beta_{\{s_1, s_2\}}$  many edges in  $\pi_0$  between the adjacent sub-squares  $s_1$  and  $s_2$ .

Consider any sub-square  $s$  and let  $b$  denote the number of non-chosen centers in it. We determined that there are  $4m + \sum_{e \ni s} y_e$  edges leaving the sub-square  $s$ . This determines the number of degree 3 centers in  $s$  to

$$c = \frac{4m + \sum_{e \ni s} y_e - b}{2}. \quad (20)$$

Since the parity of  $\sum_{e \ni s} y_e$  and  $b$  are equal  $c$  is integer and because  $b \in (1 \pm 0.01)a - 1$  it is also positive and bounded by  $c \leq 0.025a + 5$ .

Choose  $c$  non-chosen centers in the sub-square  $s$  to have degree 3 in the graphical pairing  $\pi_0$  and connect them to non-chosen centers in adjacent sub-squares of designated degree 1. The remaining non-chosen centers can be paired up in such a manner that the number of edges between any two sub-squares is respected. This establishes the lemma.  $\square$

## B Switching Lemma Algorithms

---

**Algorithm 1** A Stage of the Construction of the Extended Canonical Decision Tree  $\mathcal{T}$  at  $\tau$

---

**Require:** the sets  $S$  and  $I$

```

1: procedure EXTENDCANONICALDECISIONTREE( $\mathcal{T}, \tau, \sigma, T_1, \dots, T_m$ )
2:   if no 1-branch in  $T_1, \dots, T_m$  is locally consistent with  $\tau$  and  $\sigma$  then
3:      $\tau \leftarrow$  label 0
4:   return
5:    $\psi \leftarrow$  first 1-branch in  $T_1, \dots, T_m$  locally consistent with  $\tau$  and  $\sigma$ 
6:    $J \leftarrow$  possible forcing information for  $\psi$  ▷ Exists by Lemma 6.3
7:    $I_\pi \leftarrow$  all information of the connected components in  $\pi$  of centers  $v \in \text{supp}(J) \setminus C_\sigma$ 
▷ By Definition 6.2, Property 4, it holds that  $I_\pi \subseteq J$ 
8:    $S_J \leftarrow$  chosen centers at distance at most 1 from  $\text{supp}(J) \cap C_\sigma$ 

9:   extend  $\mathcal{T}$  at  $\tau$  by querying all variables incident to  $S_J$ 
10:  for all  $\tau' \leftarrow$  locally consistent extension of  $\tau$  in  $\mathcal{T}$  do
11:     $I_{\tau' \setminus \tau} \leftarrow$  information pieces from queries along  $\tau' \setminus \tau$ 
12:     $S(\tau', \sigma) \leftarrow S(\tau, \sigma) \cup S_J \cup \text{supp}(J)$ 
13:     $I(\tau', \sigma) \leftarrow I(\tau, \sigma) \cup I_\pi \cup I_{\tau' \setminus \tau}$ 
14:    if  $I(\tau', \sigma)$  traverses  $\psi$  then
15:       $\tau' \leftarrow$  label 1

```

---

---

**Algorithm 2** recovers the partial restriction  $\rho$  from  $\rho^*$  given some extra information  $X$

---

```

1: procedure RECONSTRUCT( $\rho^*, T_1, \dots, T_m, s, t, X$ )
2:    $j \leftarrow 1$ 
3:    $\rho_1^* \leftarrow \rho^*$ 
4:    $S_0^*, I_0^{*-}, E \leftarrow \emptyset$ 

5:   while  $|S_{j-1}^*| \leq s/4$  do
6:      $\psi \leftarrow$  next 1-branch in  $T_1, \dots, T_m$  traversed by  $\rho_j^*$ 
7:     while  $\psi$  and  $I_{j-1}^{*-}$  not in conflict with  $E$  do
8:       discover  $\leftarrow$  next bit from  $X$   $\triangleright$  associated center to discover on  $\psi$ ?
9:       if discover then
10:         $i \leftarrow$  next  $\log(t)$  bits from  $X$ 
11:         $v \leftarrow$  associated center of  $i$ th variable on  $\psi$ 
12:        sign  $\leftarrow$  next 9 bits from  $X$ 
13:         $E \leftarrow E \cup \{(v, \text{sign})\}$ 
14:       else  $\triangleright$  We found the forceable branch of stage  $j$ 
15:         $\psi_j \leftarrow \psi$ 
16:         $\rho_j^*, I_j^{*-}, S_j^* \leftarrow \text{RECOVERFORCINGINFORMATION}(E, I_{j-1}^{*-}, \psi_j, \rho_{j-1}^*, S_{j-1}^*, X)$ 
17:         $E \leftarrow E$  with used signatures removed and new ones added
18:         $j \leftarrow j + 1$ 
19:       break

20:    $\rho \leftarrow \rho_j^*$  with the assignment flipped along edges in  $I_{j-1}^{*-}$ 
21:   return  $\rho$ 

```

---

---

**Algorithm 3** Recover the objects from a single stage given the forceable branch  $\psi$ 


---

```

1: procedure RECOVERFORCINGINFORMATION( $E, I^{*-}, \psi, \rho^*, S^*, X$ )
2:    $E_\psi \leftarrow$  set of  $(v, \text{sign}) \in E$  where  $v$  associated center of a variable on  $\psi$ 
3:    $J \leftarrow \emptyset$ 
4:   for all  $(v, \text{sign}_v) \in E_\psi$  do
5:      $c, d_1, \dots, d_4, e_1, \dots, e_4 \leftarrow \text{sign}_v$  ▷ split the signature into single bits
6:     for  $i = 1, \dots, 4$  do
7:       if  $d_i$  then ▷ there is a variable on  $\psi$  in direction  $i$  from  $v$ 
8:          $R_i \leftarrow$  sub-square adjacent to  $v$  in direction  $i$ 
9:         if  $e_i$  then
10:           $u_i \leftarrow \text{GETPOSSIBLYDEADCENTER}(R_i, E, c, X)$ 
11:           $J \leftarrow J \cup \{(v, u_i)\}$ 
12:         else
13:           $J \leftarrow J \cup \{(v, i, \perp)\}$ 
14:   for all  $(v, \text{sign}_v) \in E_\psi$  do ▷ it remains to recover connected components of  $\pi$ 
15:      $c, d_1, \dots, d_4, e_1, \dots, e_4 \leftarrow \text{sign}_v$ 
16:     if  $\neg c$  then ▷  $v$  is not a chosen center
17:        $\text{cc} \leftarrow$  next log(20) bits from  $X$  ▷ encodes what kind of component  $v$  is in  $\pi$ 
18:        $C \leftarrow$  centers from  $\text{cc}$  that are connected by an edge in  $J$  from  $v$ 
19:       for all sub-squares  $R$  in which  $\text{cc}$  has a center do ▷ recover remaining centers
20:         if no center in  $C$  from  $R$  then
21:            $C \leftarrow C \cup \text{GETPOSSIBLYDEADCENTER}(R, E, c, X)$ 
22:       for all edges  $(c_1, c_2)$  in  $\text{cc}$  do ▷ ensure that all edges are present
23:          $w_1, w_2 \leftarrow$  centers in  $C$  corresponding to  $c_1$  and  $c_2$ 
24:          $J \leftarrow J \cup \{(w_1, w_2)\}$ 
25:       for all non-edges  $(c, \delta, \perp)$  in  $\text{cc}$  do ▷ ensure that all non-edges are present
26:          $w \leftarrow$  center in  $C$  corresponding to  $c$ 
27:          $J \leftarrow J \cup \{(w, \delta, \perp)\}$ 
28:    $K \leftarrow \text{RECOVERK}(I^{*-}, J)$ 
29:    $\rho^* \leftarrow \rho^*$  with assignment flipped along edges in  $K$ 
30:    $S \leftarrow \text{RECOVEREXPOSED}(I^{*-}, J, E, X)$ 
31:    $S^+ \leftarrow \text{RECOVERNONEXPOSED}(E, S, X)$ 
32:    $I \leftarrow$  read from  $X$  structure of  $I$  on the centers  $S \cup S^+$ 
33:    $I^{*-} \leftarrow I^{*-} \cup I \cup$  information from  $J$  incident to nodes in  $\text{supp}(I^{*-})$ 
34:   return  $(\rho^*, I^{*-}, S^* \cup S)$ 

```

---

---

**Algorithm 4** Recover  $K$  from  $J$ 

---

```
1: procedure RECOVERK( $I^{*-}, J$ )
2:    $K \leftarrow J$ 
3:   for  $u \in \text{supp}(J)$  do
4:     if  $u$  has odd number of edges incident in  $J$  then
5:        $\delta \leftarrow$  direction in which  $u$  has no information in  $J \cup I^{*-}$ 
6:        $K \leftarrow K \cup (u, \delta, \perp)$ 
7:   return  $K$ 
```

---

---

**Algorithm 5** Recover the exposed centers at distance  $\leq 1$  from the chosen center in  $\text{supp}(J)$ 

---

```
1: procedure RECOVEREXPOSED( $I^{*-}, J, E, X$ )
2:    $S \leftarrow \text{supp}(J)$ 
3:   for  $u \in \text{supp}(J) \cap C_\sigma$  do
4:     for  $\delta$  direction do
5:        $R \leftarrow$  sub-square in direction  $\delta$  of  $u$ 
6:       if  $R$  has no chosen center in  $\text{supp}(I^{*-} \cup J)$  then
7:          $S \leftarrow S \cup \text{GETPOSSIBLYDEADCENTER}(R, E, 1, X)$ 
8:   return  $S$ 
```

---

---

**Algorithm 6** Recover the non-exposed centers incident to the exposed chosen centers in  $S$ 

---

```
1: procedure RECOVERNONEXPOSED( $E, S, X$ )
2:    $S^+ \leftarrow \emptyset$ 
3:   for  $u \in S \cap C_\sigma$  do
4:     for  $\delta$  direction do
5:        $R \leftarrow$  sub-square in direction  $\delta$  of  $u$ 
6:       if  $R$  has no chosen center in  $S$  then
7:         recover  $\leftarrow$  bit from  $X$ 
8:         if recover then
9:            $S^+ \leftarrow S^+ \cup \text{GETPOSSIBLYDEADCENTER}(R, E, 1, X)$ 
10:  return  $S^+$ 
```

---

---

**Algorithm 7** Get endpoint in sub-square  $R$  potentially with the help of signatures from  $E$ 

---

```
1: procedure GETPOSSIBLYDEADCENTER( $R, E, \text{chosen}, X$ )
2:   known  $\leftarrow$  next bit from  $X$   $\triangleright$  is the center in  $R$  already in  $E$  or still alive?
3:   if known then
4:     if chosen then
5:        $u \leftarrow$  center with lowest numbered row in  $R$  that is in  $E$  or alive
6:     else
7:        $s \leftarrow$  number of signatures in  $E$  plus alive centers in  $R$ 
8:        $i \leftarrow$  next  $\log(s)$  bits from  $X$ 
9:        $u \leftarrow i$ th center in  $R$  that is in  $E$  or alive
10:  else
11:     $i \leftarrow$  next  $\log(\Delta)$  bits from  $X$ 
12:     $u \leftarrow i$ th center in  $R$ 
13:  return  $u$ 
```

---