

OpenMixup: Open Mixup Toolbox and Benchmark for Visual Representation Learning

Siyuan Li^{1,2*}Zedong Wang^{1*}Zicheng Liu^{1,2*}Di Wu^{1,2}Stan Z. Li¹✉

LISIYUAN@WESTLAKE.EDU.CN

WANGZEDONG@WESTLAKE.EDU.CN

LIUZICHENG@WESTLAKE.EDU.CN

WUDI@WESTLAKE.EDU.CN

STAN.ZQ.LI@WESTLAKE.EDU.CN

¹ AI Lab, School of Engineering, Westlake University, Hangzhou, China² School of Computer Science and Technology, Zhejiang University, Hangzhou, China

* Equal contribution, ✉ Corresponding author

Editor: None

Abstract

With the remarkable progress of deep neural networks in computer vision, data mixing augmentation techniques are widely studied to alleviate problems of degraded generalization when the amount of training data is limited. However, mixup strategies have not been well assembled in current vision toolboxes. In this paper, we propose **OpenMixup**, an open-source all-in-one toolbox for supervised, semi-, and self-supervised visual representation learning with mixup. It offers an integrated model design and training platform, comprising a rich set of prevailing network architectures and modules, a collection of data mixing augmentation methods as well as practical model analysis tools. In addition, we also provide standard mixup image classification benchmarks on various datasets, which expedites practitioners to make fair comparisons among state-of-the-art methods under the same settings. The source code and user documents are available at <https://github.com/Westlake-AI/openmixup>.

Keywords: Data augmentation, Deep learning, Computer vision, Classification, Representation learning

1. Introduction

In the past decade, large DNNs trained with a great number of annotated data have achieved remarkable success in computer vision (He et al., 2016, 2017). Nevertheless, the complex DNNs usually show a large generalization gap tested on unseen data when training data is limited (Wan et al., 2013). To prevent DNNs from these degradation, a variety of data augmentation approaches have been introduced. In particular, a series of mixup-related augmentation techniques, which increase data diversity via mixing samples and corresponding labels, have been found efficacious for boosting the performance and robustness of DNNs in supervised, semi-supervised, and self-supervised tasks (Berthelot et al., 2019a; Shen et al., 2022). With the in-depth research on a wide range of scenarios, a mixup augmentation integrated toolbox for visual representation learning is indispensable to the community.

To this end, we present an amalgamated open-source toolbox in Python3 and PyTorch named **OpenMixup**. The primary goal of **OpenMixup** is two-fold: (i) to provide a streamlined and self-contained architecture for smoothly customized, mixup-related visual representation learning. We decomposes the visual learning framework into varied building blocks (e.g. data

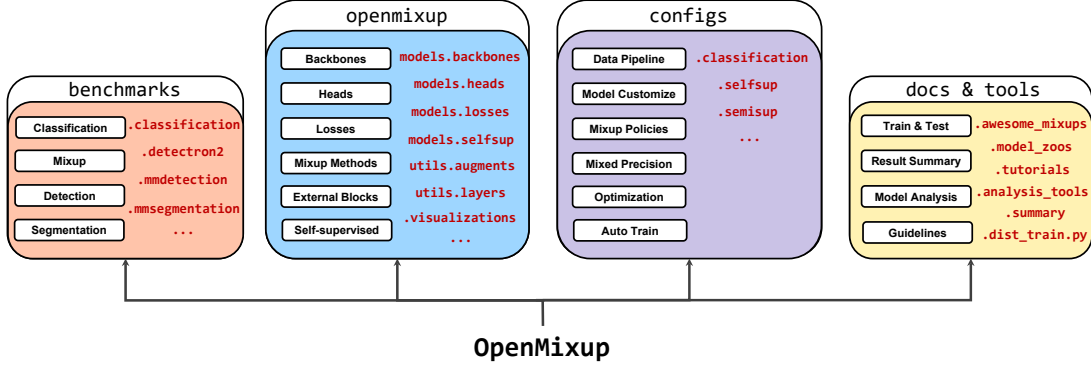


Figure 1: Overview of OpenMuxup. (1) **benchmarks** provides benchmark results and corresponding configs. (2) **openmixup** contains source codes of supported methods. (3) **configs** is responsible for customizing training pipelines. (4) **docs & tools** contains paper lists of popular methods, user documentation, and practical tools.

pre-processing, mixup augmentation algorithms, accepted backbones, optimization policies and distributed training, etc.) facilitating various vision downstream applications. (ii) to provide standardized visual representation learning benchmarks on existing mixup methods, where all algorithms are juxtaposed and evaluated under the same settings.

2. Background on Mixup Algorithms

Mixup data augmentation is first introduced by Zhang et al. (2018), in order to improve the generalization and robustness of DNNs in a data-dependent way. It generates virtual mixed samples with mixed labels through convex combination of two randomly selected samples and corresponding one-hot labels. ManifoldMix (Verma et al., 2019) and its variants (Faramarzi et al., 2020; Venkataramanan et al., 2022) extend Mixup to latent spaces. Yun et al. (2019) proposes CutMix, which randomly replaces a local rectangular region of the input with another and incorporates Dropout into its mixup procedure. Based on CutMix, some researchers attempt to pilot mixing patches by saliency information (Uddin et al., 2020), while others design refined mixing strategies (Harris et al., 2020; Baek et al., 2021; ha Lee et al., 2020). Furthermore, PuzzleMix (Kim et al., 2020) and Co-Mixup (Kim et al., 2021) introduce combinatorial optimization-based mixup policies in accordance with saliency maximization. Distinct from the previous works, AutoMix (Liu et al., 2022b) and SAMix (Li et al., 2021) reformulate the mixup framework to an automatic fashion which learns to adaptively generate mixed samples in an end-to-end manner. More recently, some researchers focus on label mixup policies and generate mixed labels based on attention maps or a decouple strategy (Liu et al., 2022a), which achieves superior performances than optimization-based methods. Aside from supervised tasks, mixup also exerts its power in semi-supervised (Berthelot et al., 2019b; Liu et al., 2022a), self-supervised scenarios (Kalantidis et al., 2020; Shen et al., 2022), and various downstream tasks (Wu et al., 2021; Bochkovskiy et al., 2020).




Figure 2: Visualization of mixup augmentation methods.

3. Overview of OpenMixup

OpenMixup is an open-source project under Apache 2.0 License working on Linux systems, implemented in PyTorch with user documentation. Its development is welcome to contributors in the computer vision community through GitHub workflows of issues and pull requests.

Architecture The framework design of OpenMixup makes reference to MMClassification (Contributors, 2020) following the OpenMMLab coding style. As shown in Figure 1, the whole training process in OpenMixup are disintergrated into various components, such as model architecture (`.openmixup.models`), data pre-processing (`.openmixup.datasets`), mixup policies (`.openmixup.models.utils.augments`), practical script tools (`.tools`) etc. For example, a vision models are summarized into several building blocks (e.g. backbone, neck, enhance modules, head etc.) in `.openmixup.models`, which is flexible for practitioners to customize the desired models with different components. Armed with designated Python configuration files in `.configs`, users can tailor specialized visual representation learning models and their corresponding training strategies effortlessly. Aside from that, benchmark configuration (`.benchmarks`) and corresponding benchmarking results (`.tools.model_zoos`) are also provided in OpenMixup.

State-of-the-art Methods State-of-the-art methods are gathered in `.openmixup.models`. For supervised classification, OpenMixup have supported 14 prevalent mixup data augmentation algorithms and 19 CNN and Transformer network architectures on 10 image datasets. For self-supervised learning, 18 contrastive-based and auto-regressive algorithms have been supported. Additionally, 4 semi-supervised methods using mixup have been supported.

Training Pipeline Figure 3 offers a unified training pipeline in our OpenMixup sharing a comparable workflow for different tasks. We take classification tasks as an instance to illustrate the training procedure. Firstly, users should go through the supported data pipeline and select the dataset and pre-processing techniques. Secondly, `openmixup.models` serves as a model architecture component for building desired methods. Thirdly, it is undemanding to designate the supported datasets, mixup strategies, models and optimization schedules under `.configs.classification` with Python configuration files to customize a desired setting. Afterwards, `.tools` provides hardware support distributed training to execute the confirmed training process in configs. Apart from that, there are also various utility functionalities given in `.tools` (e.g. feature visualization, model analysis, result summarization). Refer to online user documents at <https://openmixup.readthedocs.io/en/latest/> for detailed guidelines (e.g., installation and getting started instructions) and more details.

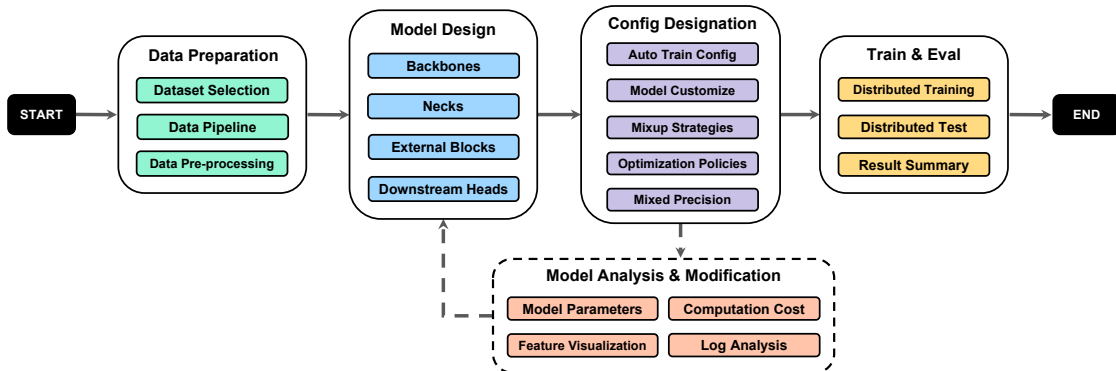


Figure 3: Overview of the training pipeline in OpenMixup.

Table 1: Top-1 accuracy on CIFAR-10/100 and Tiny based on ResNet (R), RSB A2/A3, and DeiT training settings based on Wide-ResNet (WRN), ResNeXt (RX). Table 2: Top-1 accuracy on IN-1k using PyTorch-style, CNN and Transformer architectures, including ResNet (R), MobileNet.V2 (Mob.V2), DeiT, and Swin.

Datasets	CIFAR-10	CIFAR-100	Tiny
Backbones	R-18	WRN-28-8	RX-50
Epochs	800 ep	800 ep	400 ep
Vanilla	95.50	81.63	65.04
MixUp	96.62	82.82	66.36
CutMix	96.68	84.45	66.47
ManifoldMix	96.71	83.24	67.30
SmoothMix	96.17	82.09	68.61
AttentiveMix+	96.63	84.34	67.42
SaliencyMix	96.20	84.35	66.55
FMix*	96.18	84.21	65.08
PuzzleMix	97.10	85.02	67.83
Co-Mixup	97.15	85.05	68.02
GridMix	96.56	84.24	69.12
ResizeMix*	96.76	84.87	65.87
AutoMix	97.34	85.18	70.72
SAMix*	97.50	85.50	72.18

Backbones	R-50	R-50	Mob.V2 1x	DeiT-S	Swin-T
Epochs	100 ep	100 ep	300 ep	300 ep	300 ep
Settings	PyTorch	RSB A3	RSB A2	DeiT	DeiT
Vanilla	76.83	77.27	71.05	75.66	80.21
MixUp	77.12	77.66	72.78	77.72	81.01
CutMix	77.17	77.62	72.23	80.13	81.23
DeiT / RSB	77.35	78.08	72.87	79.80	81.20
ManifoldMix	77.01	77.78	72.34	78.03	81.15
AttentiveMix+	77.28	77.46	70.30	80.32	81.29
SaliencyMix	77.14	77.93	72.07	79.88	81.37
FMix*	77.19	77.76	72.79	80.45	81.47
PuzzleMix	77.54	78.02	72.85	77.37	79.60
ResizeMix*	77.42	77.85	72.50	78.61	81.36
AutoMix	77.91	78.44	73.19	80.78	81.80
SAMix*	78.06	78.64	73.42	80.94	81.87

4. Benchmarks

We conduct standardized mixup image classification benchmarking studies on CIFAR-10/100 (Krizhevsky et al., 2009), Tiny-ImageNet (Tiny) (Chrabaszcz et al., 2017) and ImageNet-1k (IN-1k) (Russakovsky et al., 2015), following three popular training settings: (a) PyTorch-style (He et al., 2016) setting; (b) timm RSB A2/A3 (Wightman et al., 2021) settings; (c) DeiT (Touvron et al., 2021) setting. Various CNN and Transformer-based network architectures are evaluated, such as ResNet (He et al., 2016), Wide-ResNet (Zagoruyko and Komodakis, 2016), ResNeXt (Xie et al., 2017), MobileNet.V2 (Sandler et al., 2018), DeiT (Touvron et al., 2021), and Swin (Liu et al., 2021). All the considered algorithms use the optimal α while the rest of hyper-parameters follow the original papers. As shown in Table 1 and Table 2, we report the *mean* performance of 3 trials where the *median* of top-1 test accuracy in the last 10 training epochs is recorded for each trial. The pre-trained checkpoints and logs will be made public available. More detailed benchmarking results and experiment ingredients are provided in Appendix.

5. Conclusion and Future Work

Here, we present a versatile toolbox **OpenMixup**, which provides a unified mixup-related training pipeline for supervised, semi-, and self-supervised visual representation learning with mixup strategies. Meanwhile, we provide standard benchmarks for supervised mixup image classification tasks and awesome lists of popular mixup and self-supervised methods. We hope that the toolbox and benchmarks can provide practical value for the progress of visual representation learning community. Our **OpenMixup** is under active development and we are working on a more robust integration of the latest algorithms and model analysis tools. Finally, we encourage users in the community to extend their valuable feedbacks to us and contribute to **OpenMixup** for building a constructive toolbox through GitHub.

References

- Kyungjune Baek, Duhyeon Bang, and Hyunjung Shim. Gridmix: Strong regularization through local context mapping. *Pattern Recognit.*, 109:107594, 2021.
- David Berthelot, Nicholas Carlini, Ian Goodfellow, Nicolas Papernot, Avital Oliver, and Colin Raffel. Mixmatch: A holistic approach to semi-supervised learning. *arXiv preprint arXiv:1905.02249*, 2019a.
- David Berthelot, Nicholas Carlini, Ian Goodfellow, Nicolas Papernot, Avital Oliver, and Colin A Raffel. Mixmatch: A holistic approach to semi-supervised learning. *Advances in Neural Information Processing Systems (NIPS)*, 32, 2019b.
- Alexey Bochkovskiy, Chien-Yao Wang, and Hong-Yuan Mark Liao. YOLOv4: Optimal speed and accuracy of object detection. *ArXiv*, abs/2004.10934, 2020.
- Patryk Chrabaszcz, Ilya Loshchilov, and Frank Hutter. A downsampled variant of imagenet as an alternative to the cifar datasets. *ArXiv*, abs/1707.08819, 2017.
- MMClassification Contributors. Openmmlab’s image classification toolbox and benchmark. <https://github.com/open-mmlab/miclassification>, 2020.
- Mojtaba Faramarzi, Mohammad Amini, Akilesh Badrinaaraayanan, Vikas Verma, and Sarath Chandar. Patchup: A regularization technique for convolutional neural networks, 2020.
- Jin ha Lee, M. Zaheer, M. Astrid, and Seung-Ik Lee. Smoothmix: a simple yet effective data augmentation to train robust classifiers. *2020 IEEE/CVF Conference on Computer Vision and Pattern Recognition Workshops (CVPRW)*, pages 3264–3274, 2020.
- Ethan Harris, Antonia Marcu, Matthew Painter, Mahesan Niranjan, Adam Prügél-Bennett, and Jonathon S. Hare. Fmix: Enhancing mixed sample data augmentation. *arXiv: Learning*, 2020.
- Kaiming He, Xiangyu Zhang, Shaoqing Ren, and Jian Sun. Deep residual learning for image recognition. In *Proceedings of the Conference on Computer Vision and Pattern Recognition (CVPR)*, pages 770–778, 2016.
- Kaiming He, Georgia Gkioxari, Piotr Dollár, and Ross Girshick. Mask r-cnn. In *Proceedings of the International Conference on Computer Vision (ICCV)*, 2017.
- Grant Van Horn, Oisin Mac Aodha, Yang Song, Yin Cui, Chen Sun, Alex Shepard, Hartwig Adam, Pietro Perona, and Serge Belongie. The inaturalist species classification and detection dataset. In *Proceedings of the Conference on Computer Vision and Pattern Recognition (CVPR)*, 2018.
- Yannis Kalantidis, Mert Bulent Sariyildiz, Noe Pion, Philippe Weinzaepfel, and Diane Larlus. Hard negative mixing for contrastive learning. In *Neural Information Processing Systems (NIPS)*, 2020.
- Jang-Hyun Kim, Wonho Choo, and Hyun Oh Song. Puzzle mix: Exploiting saliency and local statistics for optimal mixup. In *International Conference on Machine Learning*, pages 5275–5285. PMLR, 2020.

- Jang-Hyun Kim, Wonho Choo, Hosan Jeong, and Hyun Oh Song. Co-mixup: Saliency guided joint mixup with supermodular diversity. *ArXiv*, abs/2102.03065, 2021.
- Alex Krizhevsky, Geoffrey Hinton, et al. Learning multiple layers of features from tiny images. 2009.
- Siyuan Li, Zicheng Liu, Di Wu, Zihan Liu, and Stan Z. Li. Boosting discriminative visual representation learning with scenario-agnostic mixup. *ArXiv*, abs/2111.15454, 2021.
- Ze Liu, Yutong Lin, Yue Cao, Han Hu, Yixuan Wei, Zheng Zhang, Stephen Lin, and Baining Guo. Swin transformer: Hierarchical vision transformer using shifted windows. In *International Conference on Computer Vision (ICCV)*, 2021.
- Zicheng Liu, Siyuan Li, Ge Wang, Cheng Tan, Lirong Wu, and Stan Z. Li. Decoupled mixup for data-efficient learning. *ArXiv*, abs/2203.10761, 2022a.
- Zicheng Liu, Siyuan Li, Di Wu, Zhiyuan Chen, Lirong Wu, Jianzhu Guo, and Stan Z. Li. Automix: Unveiling the power of mixup for stronger classifiers. *Proceedings of the European Conference on Computer Vision (ECCV)*, 2022b.
- Ilya Loshchilov and Frank Hutter. Sgdr: Stochastic gradient descent with warm restarts. *arXiv preprint arXiv:1608.03983*, 2016.
- Subhransu Maji, Esa Rahtu, Juho Kannala, Matthew B. Blaschko, and Andrea Vedaldi. Fine-grained visual classification of aircraft. *arXiv preprint arXiv:1306.5151*, 2013.
- Adam Paszke, Sam Gross, Francisco Massa, Adam Lerer, James Bradbury, Gregory Chanan, Trevor Killeen, Zeming Lin, Natalia Gimelshein, Luca Antiga, Alban Desmaison, Andreas Köpf, Edward Yang, Zach DeVito, Martin Raison, Alykhan Tejani, Sasank Chilamkurthy, Benoit Steiner, Lu Fang, Junjie Bai, and Soumith Chintala. Pytorch: An imperative style, high-performance deep learning library. In *NeurIPS*, 2019.
- Olga Russakovsky, Jia Deng, Hao Su, Jonathan Krause, Sanjeev Satheesh, Sean Ma, Zhiheng Huang, Andrej Karpathy, Aditya Khosla, Michael S. Bernstein, Alexander C. Berg, and Li Fei-Fei. Imagenet large scale visual recognition challenge. *International Journal of Computer Vision*, pages 211–252, 2015.
- Mark Sandler, Andrew Howard, Menglong Zhu, Andrey Zhmoginov, and Liang-Chieh Chen. Mobilenetv2: Inverted residuals and linear bottlenecks. In *Proceedings of the IEEE Conference on Computer Vision and Pattern Recognition (CVPR)*, 2018.
- Zhiqiang Shen, Zechun Liu, Zhuang Liu, Marios Savvides, Trevor Darrell, and Eric Xing. Un-mix: Rethinking image mixtures for unsupervised visual representation learning. 2022.
- Hugo Touvron, Matthieu Cord, Matthijs Douze, Francisco Massa, Alexandre Sablayrolles, and Herve Jegou. Training data-efficient image transformers & distillation through attention. In *International Conference on Machine Learning (ICML)*, pages 10347–10357, 2021.
- AFM Uddin, Mst Monira, Wheemyung Shin, TaeChoong Chung, Sung-Ho Bae, et al. Saliencymix: A saliency guided data augmentation strategy for better regularization. *arXiv preprint arXiv:2006.01791*, 2020.

- Shashanka Venkataramanan, Yannis Avrithis, Ewa Kijak, and Laurent Amsaleg. Alignmix: Improving representation by interpolating aligned features. *Proceedings of the Conference on Computer Vision and Pattern Recognition (CVPR)*, 2022.
- Vikas Verma, Alex Lamb, Christopher Beckham, Amir Najafi, Ioannis Mitliagkas, David Lopez-Paz, and Yoshua Bengio. Manifold mixup: Better representations by interpolating hidden states. In *International Conference on Machine Learning*, 2019.
- Catherine Wah, Steve Branson, Peter Welinder, Pietro Perona, and Serge J. Belongie. The caltech-ucsd birds-200-2011 dataset. California Institute of Technology, 2011.
- Li Wan, Matthew D. Zeiler, Sixin Zhang, Yann LeCun, and Rob Fergus. Regularization of neural networks using dropconnect. In *International Conference on Machine Learning*. PMLR, 2013.
- Ross Wightman, Hugo Touvron, and Hervé Jégou. Resnet strikes back: An improved training procedure in timm, 2021.
- Di Wu, Siyuan Li, Zelin Zang, Kai Wang, Lei Shang, Baigui Sun, Hao Li, and Stan Z Li. Align yourself: Self-supervised pre-training for fine-grained recognition via saliency alignment. *arXiv preprint arXiv:2106.15788*, 2021.
- Saining Xie, Ross Girshick, Piotr Dollár, Zhuowen Tu, and Kaiming He. Aggregated residual transformations for deep neural networks. In *Proceedings of the IEEE conference on computer vision and pattern recognition*, pages 1492–1500, 2017.
- Sangdoo Yun, Dongyoon Han, Seong Joon Oh, Sanghyuk Chun, Junsuk Choe, and Young Joon Yoo. Cutmix: Regularization strategy to train strong classifiers with localizable features. *2019 IEEE/CVF International Conference on Computer Vision (ICCV)*, pages 6022–6031, 2019.
- Sergey Zagoruyko and Nikos Komodakis. Wide residual networks. In *Proceedings of the British Machine Vision Conference (BMVC)*, 2016.
- Hongyi Zhang, Moustapha Cissé, Yann Dauphin, and David Lopez-Paz. mixup: Beyond empirical risk minimization. *ArXiv*, abs/1710.09412, 2018.
- Bolei Zhou, Agata Lapedriza, Jianxiong Xiao, Antonio Torralba, and Aude Oliva. Learning deep features for scene recognition using places database. In *Advances in Neural Information Processing Systems (NeurIPS)*, pages 487–495, 2014.

Supplement Material

In supplement material, we provide implementation details, benchmark results of image classification with mixup augmentations implemented in `OpenMixup` on various datasets.

A. Implementation Details

A.1 Dataset Information

We first provide supplementary descriptions of the benchmarking datasets as shown in Table A1. (1) **Small-scale** classification benchmarks: CIFAR-10/100 (Krizhevsky et al., 2009) consists of 50,000 training images and 10,000 test ones in 32×32 resolutions, with 10 and 100 classes settings (6,000 and 600 samples per class) respectively. (2) **Large-scale** classification benchmarks: ImageNet-1k (IN-1k) (Russakovsky et al., 2015) contains 1,281,167 training images and 50,000 validation ones with the 469×387 average resolutions grouped into 1000 classes. Tiny-ImageNet (Tiny) (Chrabaszcz et al., 2017), as a re-scale version of ImageNet-1k, contains 10,000 training samples and 10,000 validation ones divided into 200 categories in size 64×64 . (3) **Fine-grained** classification benchmarks: (i) *Small-scale scenarios*: CUB-200-2011 (CUB) (Wah et al., 2011) has a total of 200 wild bird species with 11,788 images for fine-grained classification. FGVC-Aircrafts (Aircrafts) (Maji et al., 2013) contains 10,000 images categorized into 100 classes of airplanes, 6,667 for training and 3,333 for testing. (ii) *Large-scale scenarios*: iNaturalist2017 (iNat2017) Horn et al. (2018) contains a total of 5,089 categories with 579,184 training images and 95,986 validation images. iNaturalist2018 (iNat2018) Horn et al. (2018) contains a total of 8,142 categories with 437,512 training images and 24,426 validation images. Both the iNat2017 and iNat2018 are also long-tail datasets with scenic images. (4) **Scenic** classification benchmark: Places205 (Zhou et al., 2014) selects around 2,500,000 images as training set and 41,000 images for validation from a total of 205 common scene classes.

A.2 Training Settings of Image Classification

ImageNet-1k Table A2 illustrates three training settings on ImageNet-1k in detail: (1) PyTorch-style (Paszke et al., 2019). (2) DeiT (Touvron et al., 2021). (3) RSB A2/A3 (Wightman et al., 2021). Notice that the step learning rate decay strategy are superseded by Cosine Scheduler (Loshchilov and Hutter, 2016), and `ColorJitter` as well as `PCA lighting` are removed in PyTorch-style setting for better performances.

Table A1: Details of benchmarking datasets.

Datasets	Category	Classes	Resolution	Train images	Test images
ImageNet-1k	Iconic	1000	469×387	1,281,167	50,000
CIFAR-10	Iconic	10	32×32	50,000	10,000
CIFAR-100	Iconic	100	32×32	50,000	10,000
Tiny-ImageNet	Iconic	200	64×64	10,000	10,000
CUB-200	Fine-grained	200	224×224	5,994	5,794
FGVC-Aircrafts	Fine-grained	100	224×224	6,667	3,333
iNaturalist2017	Fine-grained & longtail	5089	224×224	579,184	95,986
iNaturalist2018	Fine-grained & longtail	8142	224×224	437,512	24,426
Places205	Scenic	205	224×224	2,448,873	41,000

Table A2: Ingredients and hyper-parameters used for ImageNet-1k training settings.

Procedure	PyTorch	DeiT	RSB A2	RSB A3
Train Res	224	224	224	160
Test Res	224	224	224	224
Test crop ratio	0.875	0.875	0.95	0.95
Epochs	100/300	300	300	100
Batch size	256	1024	2048	2048
Optimizer	SGD	AdamW	LAMB	LAMB
LR	0.1	1×10^{-3}	5×10^{-3}	8×10^{-3}
LR decay	cosine	cosine	cosine	cosine
Weight decay	10^{-4}	0.05	0.02	0.02
Warmup epochs	\times	5	5	5
Label smoothing ϵ	\times	0.1	\times	\times
Dropout	\times	\times	\times	\times
Stoch. Depth	\times	0.1	0.05	\times
Repeated Aug	\times	\checkmark	\checkmark	\times
Gradient Clip.	\times	1.0	\times	\times
H. flip	\checkmark	\checkmark	\checkmark	\checkmark
RRC	\checkmark	\checkmark	\checkmark	\checkmark
Rand Augment	\times	9/0.5	7/0.5	6/0.5
Auto Augment	\times	\times	\times	\times
Mixup alpha	\times	0.8	0.1	0.1
Cutmix alpha	\times	1.0	1.0	1.0
Erasing prob.	\times	0.25	\times	\times
ColorJitter	\times	\times	\times	\times
EMA	\times	\checkmark	\times	\times
CE loss	\checkmark	\checkmark	\times	\times
BCE loss	\times	\times	\checkmark	\checkmark
Mixed precision	\times	\times	\checkmark	\checkmark

CIFAR-10/100 We follow CutMix settings on CIFAR-10/100, training 200/400/800/1200 epochs from stretch based on CIFAR version of ResNet variants (He et al., 2016), *i.e.*, replacing the 7×7 convolution and MaxPooling by a 3×3 convolution. As for the data augmentation, we apply **RandomFlip** and **RandomCrop** with 4 pixels padding for 32×32 resolutions. The testing image size is 32×32 (no **CenterCrop**). More detailed training settings are as follows: SGD optimizer with SGD weight decay of 0.0001, the momentum of 0.9, the batch size of 100, the basic learning rate is 0.1 adjusted by Cosine Scheduler (Loshchilov and Hutter, 2016).

Tiny-ImageNet This benchmark largely follows PuzzleMix (Kim et al., 2020) settings, which is similar to the CIFAR ones except for using **RandomFlip** and **RandomResizedCrop** for size 64×64 as training augmentations. We adopt the basic learning rate of 0.2 and train 400 epochs with Cosine Scheduler, and the testing image size is 64×64 (no **CenterCrop**).

Downstream Tasks We further provide benchmarks on three downstream classification scenarios: (a) Transfer learning on CUB-200 and FGVC-Aircraft. (b) Fine-grained classification on iNat2017 and iNat2018. (c) Scenic classification on Places205. For (a), we use transfer learning settings on fine-grained datasets, using PyTorch official pre-trained models as initialization and training 200 epochs by SGD optimizer with the initial learning rate of 0.001, the weight decay of 0.0005, the batch size of 16, the same data augmentation

Table A3: Top-1 accuracy (%) of image classification based on ResNet variants on ImageNet-1k using PyTorch-style 100-epoch and 300-epoch training procedures.

Methods	Beta α	PyTorch 100 epochs					PyTorch 300 epochs			
		R-18	R-34	R-50	R-101	RX-101	R-18	R-34	R-50	R-101
Vanilla	-	70.04	73.85	76.83	78.18	78.71	71.83	75.29	77.35	78.91
MixUp	0.2	69.98	73.97	77.12	78.97	79.98	71.72	75.73	78.44	80.60
CutMix	1	68.95	73.58	77.17	78.96	80.42	71.01	75.16	78.69	80.59
ManifoldMix	0.2	69.98	73.98	77.01	79.02	79.93	71.73	75.44	78.21	80.64
SaliencyMix	1	69.16	73.56	77.14	79.32	80.27	70.21	75.01	78.46	80.45
FMix*	1	69.96	74.08	77.19	79.09	80.06	70.30	75.12	78.51	80.20
PuzzleMix	1	70.12	74.26	77.54	79.43	80.53	71.64	75.84	78.86	80.67
ResizeMix*	1	69.50	73.88	77.42	79.27	80.55	71.32	75.64	78.91	80.52
AutoMix	2	70.50	74.52	77.91	79.87	80.89	72.05	76.10	79.25	80.98
SAMix*	2	70.83	74.95	78.06	80.05	80.98	72.27	76.28	79.39	81.10

Table A4: Top-1 accuracy on ImageNet-1k Table A5: Top-1 accuracy on ImageNet-1k based on ViTs and ConvNeXt-T using DeiT- based on various ConvNets using RSB A2/A3 S training settings.

Methods	α	DeiT-S	Swin-T	ConvNeXt-T	Methods	Beta α	R-50 A3	EfficientNet B0 A2 A3	MobileNet.V2 A2 A3
DeiT	0.8, 1	79.80	81.28	82.10	RSB	0.1, 1	78.08	77.26 74.02	72.87 69.86
MixUp	0.2	79.65	80.71	80.71	MixUp	0.2	77.66	77.19 73.87	72.78 70.17
CutMix	0.2	79.78	80.83	81.38	CutMix	0.2	77.62	77.24 73.46	72.23 69.62
AttentiveMix	2	77.63	77.27	78.19	ManifoldMix	0.2	77.78	77.22 73.83	72.34 70.05
SaliencyMix	0.2	79.32	80.68	80.94	SaliencyMix	0.2	77.93	77.67 73.42	72.07 69.69
FMix*	0.2	79.41	80.37	80.17	FMix*	0.2	77.76	77.33 73.71	72.79 70.10
PuzzleMix	1	79.84	81.03	81.48	PuzzleMix	1	78.02	77.35 74.10	72.85 70.04
ResizeMix*	1	79.93	80.94	81.42	ResizeMix*	1	77.85	77.27 73.67	72.50 69.94
AutoMix	2	80.78	81.80	82.28	AutoMix	2	78.44	77.58 74.61	73.19 71.16
SAMix*	2	80.94	81.87	82.35	SAMix*	2	78.64	77.69 75.28	73.42 71.24

as ImageNet-1k settings. For (b) and (c), we follow Pytorch-style ImageNet-1k settings mentioned above, training 100 epochs from stretch.

Note that we search the optimal α in $Beta(\alpha, \alpha)$ from $\{0.2, 0.5, 0.7, 1, 2\}$ for all compared methods while the rest of hyper-parameters follow the original papers.

B. Mixup Image Classification Benchmarks

B.1 Mixup Benchmarks on ImageNet-1k

PyTorch-style training settings The benchmark results are illustrated in Table A3. Notice that we adopt $\alpha = 0.2$ for some cutting-based mixups (CutMix, SaliencyMix, FMix, ResizeMix) based on ResNet-18 since ResNet-18 might be under-fitted on ImageNet-1k.

DeiT training setting Table A4 shows the benchmark results following DeiT training setting. Experiment details refer to Sec. A.2. Notice that the performances of transformer-based architectures are more difficult to reproduce than ResNet variants, and the mean of the best performance in 3 trials is reported as their original paper.

RSB A2/A3 training settings The RSB A2/A3 benchmark results based on ResNet-50, EfficientNet-B0, and MobileNet.V2 are illustrated in Table A5. Training 300/100 epochs with the BCE loss on ImageNet-1k, RSB A3 is a fast training setting while RSB A2 can exploit the full representation ability of ConvNets. Notice that the RSB settings employ

Table A6: Top-1 accuracy on CIFAR-10 training 200, 400, 800, 1200 epochs based on ResNet (R), Wide-ResNet (WRN), ResNeXt-32x4d (RX).

Backbones	Beta	R-18	R-18	R-18	R-18	Beta	RX-50	RX-50	RX-50	RX-50
Epochs	α	200 ep	400 ep	800 ep	1200ep	α	200 ep	400 ep	800 ep	1200ep
Vanilla	-	94.87	95.10	95.50	95.59	-	95.92	95.81	96.23	96.26
MixUp	1	95.70	96.55	96.62	96.84	1	96.88	97.19	97.30	97.33
CutMix	0.2	96.11	96.13	96.68	96.56	0.2	96.78	96.54	96.60	96.35
ManifoldMix	2	96.04	96.57	96.71	97.02	2	96.97	97.39	97.33	97.36
SmoothMix	0.5	95.29	95.88	96.17	96.17	0.2	95.87	96.37	96.49	96.77
SaliencyMix	0.2	96.05	96.42	96.20	96.18	0.2	96.65	96.89	96.70	96.60
AttentiveMix+	2	96.21	96.45	96.63	96.49	2	96.84	96.91	96.87	96.62
FMix*	0.2	96.17	96.53	96.18	96.01	0.2	96.72	96.76	96.76	96.10
PuzzleMix	1	96.42	96.87	97.10	97.13	1	97.05	97.24	97.37	97.34
GridMix	0.2	95.89	96.33	96.56	96.58	0.2	97.18	97.30	96.40	95.79
ResizeMix*	1	96.16	96.91	96.76	97.04	1	97.02	97.38	97.21	97.36
AutoMix	2	96.59	97.08	97.34	97.30	2	97.19	97.42	97.65	97.51
SAMix*	2	96.67	97.16	97.50	97.41	2	97.23	97.51	97.93	97.74

Table A7: Top-1 accuracy on CIFAR-100 training 200, 400, 800, 1200 epochs based on ResNet (R), Wide-ResNet (WRN), ResNeXt-32x4d (RX).

Backbones	Beta	R-18	R-18	R-18	R-18	RX-50	RX-50	RX-50	RX-50	WRN-28-8
Epochs	α	200 ep	400 ep	800 ep	1200ep	200 ep	400 ep	800 ep	1200ep	400ep
Vanilla	-	76.42	77.73	78.04	78.55	79.37	80.24	81.09	81.32	81.63
MixUp	1	78.52	79.34	79.12	79.24	81.18	82.54	82.10	81.77	82.82
CutMix	0.2	79.45	79.58	78.17	78.29	81.52	78.52	78.32	77.17	84.45
ManifoldMix	2	79.18	80.18	80.35	80.21	81.59	82.56	82.88	83.28	83.24
SmoothMix	0.2	77.90	78.77	78.69	78.38	80.68	79.56	78.95	77.88	82.09
SaliencyMix	0.2	79.75	79.64	79.12	77.66	80.72	78.63	78.77	77.51	84.35
AttentiveMix+	2	79.62	80.14	78.91	78.41	81.69	81.53	80.54	79.60	84.34
FMix*	0.2	78.91	79.91	79.69	79.50	79.87	78.99	79.02	78.24	84.21
PuzzleMix	1	79.96	80.82	81.13	81.10	81.69	82.84	82.85	82.93	85.02
Co-Mixup [†]	2	80.01	80.87	81.17	81.18	81.73	82.88	82.91	82.97	85.05
GridMix	0.2	78.23	78.60	78.72	77.58	81.11	79.80	78.90	76.11	84.24
ResizeMix*	1	79.56	79.19	80.01	79.23	79.56	79.78	80.35	79.73	84.87
AutoMix	2	80.12	81.78	82.04	81.95	82.84	83.32	83.64	83.80	85.18
SAMix*	2	81.21	81.97	82.30	82.41	83.81	84.27	84.42	84.31	85.50

Mixup with $\alpha = 0.1$ and CutMix with $\alpha = 1.0$. We report the mean of top-1 accuracy in the last 5/10 training epochs for 100/300 epochs.

B.2 Small-scale Classification Benchmarks

CIFAR-10 As elucidated in Sec. A.2, CIFAR-10 benchmarks based on CIFAR version ResNet variants follow CutMix settings, training 200/400/800/1200 epochs from stretch. As shown in Table A6, we report the median of top-1 accuracy in the last 10 training epochs.

CIFAR-100 As shown in Table A7, CIFAR-100 benchmarks follow CutMix settings training 200/400/800/1200 epochs from stretch, which is similar to CIFAR-10. Notice that we set weight decay to 0.0005 for cutting-based methods (CutMix, AttentiveMix+, SaliencyMix, FMix, ResizeMix) for better performances, when using ResNeXt-50 (32x4d) as the backbone.

Table A8: Top-1 accuracy on Tiny based on ResNet (R) and ResNeXt-32x4d (RX).

Backbones	α	R-18	RX-50
Vanilla	-	61.68	65.04
MixUp	1	63.86	66.36
CutMix	1	65.53	66.47
ManifoldMix	0.2	64.15	67.30
SmoothMix	0.2	66.65	69.65
SaliencyMix	1	64.60	66.55
AttentiveMix+	2	64.85	67.42
FMix*	1	63.47	65.08
PuzzleMix	1	65.81	67.83
Co-Mixup [†]	2	65.92	68.02
ResizeMix*	1	63.74	65.87
GridMix	0.2	65.14	66.53
AutoMix	2	67.33	70.72
SAMix*	2	68.89	72.18

Tiny-ImageNet We largely follow the training setting of PuzzleMix (Kim et al., 2020) on this benchmark. As shown in Table A8, all compared methods adopt ResNet-18 and ResNeXt-50 (32x4d) architectures training 400 epochs from stretch on Tiny-ImageNet.

B.3 Fine-grained Classification Benchmarks

Small-scale datasets. We conduct small-scale fine-grained classification following transfer learning settings on CUB-200 and FGVC-Aircrafts following transfer learning settings as presented in Sec. A.2. We adopt official PyTorch pre-trained models on ImageNet-1k as initialization and report the median of Top-1 accuracy in the last 5/10 training epochs for 100/200 epochs. See the results in Table A9.

Large-scale datasets. For this benchmark, we adopt PyTorch-style ImageNet-1k settings as illustrated in Sec. A.2 with the total 100 training epochs from scratch on Places205 datasets based on ResNet variants as shown in Table A9.

B.4 Scenic Classification Benchmarks

For this benchmark, we adopt PyTorch-style ImageNet-1k settings as mentioned in Sec. A.2 with the total 100 training epochs from scratch on Places205 datasets based on ResNet variants. The benchmarking results are offered in Table A9.

Table A9: Top-1 accuracy of various ResNet variants on fine-grained datasets (CUB-200, FGVC-Aircrafts, iNat2017/2018) and scenic classification dataset Places205.

Method	Beta	CUB-200		FGVC-Aircrafts		Beta	iNat2017		iNat2018		Beta	Places205	
	α	R-18	RX-50	R-18	RX-50	α	R-50	RX-101	R-50	RX-101	α	R-18	R-50
Vanilla	-	77.68	83.01	80.23	85.10	-	60.23	63.70	62.53	66.94	-	59.63	63.10
MixUp	0.2	78.39	84.58	79.52	85.18	0.2	61.22	66.27	62.69	67.56	0.2	59.33	63.01
CutMix	1	78.40	85.68	78.84	84.55	1	62.34	67.59	63.91	69.75	0.2	59.21	63.75
ManifoldMix	0.5	79.76	86.38	80.68	86.60	0.2	61.47	66.08	63.46	69.30	0.2	59.46	63.23
SaliencyMix	0.2	77.95	83.29	80.02	84.31	1	62.51	67.20	64.27	70.01	0.2	59.50	63.33
FMix*	0.2	77.28	84.06	79.36	86.23	1	61.90	66.64	63.71	69.46	0.2	59.51	63.63
PuzzleMix	1	78.63	84.51	80.76	86.23	1	62.66	67.72	64.36	70.12	1	59.62	63.91
ResizeMix*	1	78.50	84.77	78.10	84.0	1	62.29	66.82	64.12	69.30	1	59.66	63.88
AutoMix	2	79.87	86.56	81.37	86.72	2	63.08	68.03	64.73	70.49	2	59.74	64.06
SAMix*	2	81.11	86.83	82.15	86.80	2	63.32	68.26	64.84	70.54	2	59.86	64.27