

# Multimodal learning with graphs

Yasha Ektefaie<sup>1,2,\*</sup>, George Dasoulas<sup>2,5,\*</sup>, Ayush Noori<sup>2,3</sup>,  
Maha Farhat<sup>2,6</sup>, and Marinka Zitnik<sup>2,4,5,†</sup>

<sup>1</sup>Bioinformatics and Integrative Genomics Program, Harvard Medical School, Boston, MA 02115, USA

<sup>2</sup>Department of Biomedical Informatics, Harvard University, Boston, MA 02115, USA

<sup>3</sup>Harvard College, Cambridge, MA 02138, USA

<sup>4</sup>Broad Institute of MIT and Harvard, Cambridge, MA 02142, USA

<sup>5</sup>Harvard Data Science Initiative, Cambridge, MA 02138, USA

<sup>6</sup>Division of Pulmonary and Critical Care, Department of Medicine, Massachusetts General Hospital, Boston, MA, USA

<sup>†</sup>Correspondence: marinka@hms.harvard.edu

\*Equal contribution

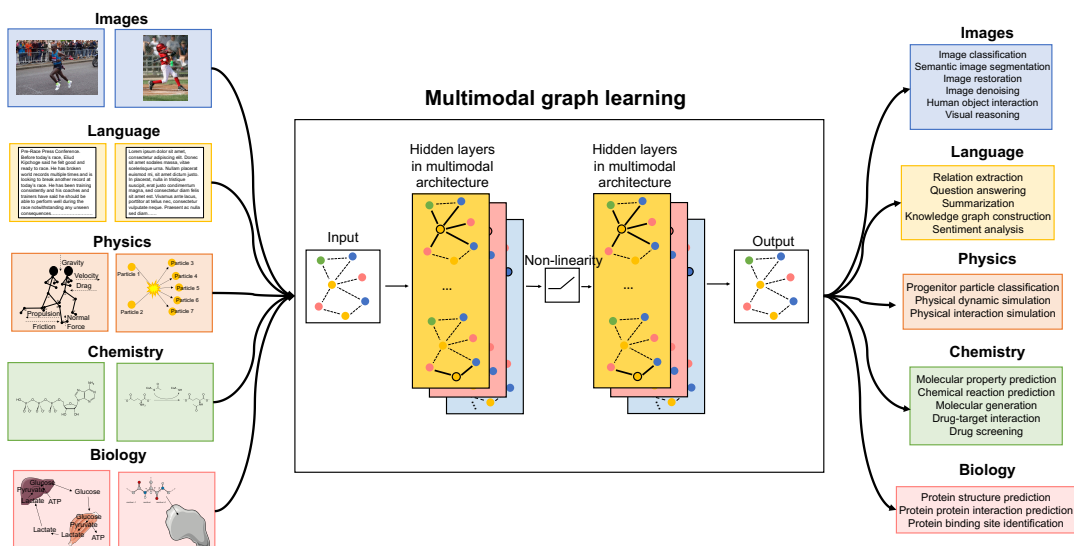
## Abstract

Artificial intelligence for graphs (graph AI) has achieved remarkable success in modeling complex systems, ranging from dynamic networks in biology to interacting particle systems in physics. However, the increasingly heterogeneous graph datasets call for multimodal methods that can combine different inductive biases—the set of assumptions that algorithms use to make predictions for inputs they have not encountered during training. Learning on multimodal graph datasets presents fundamental challenges because the inductive biases can vary by data modality and graphs might not be explicitly given in the input. To address these challenges, multimodal graph AI methods combine different modalities while leveraging cross-modal dependencies. Here, we survey 145 studies in graph AI and realize that diverse datasets are increasingly combined using graphs and fed into sophisticated multimodal methods, specified as image-intensive, knowledge-grounded and language-intensive models. Using this categorization, we introduce a blueprint for multimodal graph AI to study existing methods and guide the design of future methods.

## 1 Introduction

Deep learning on graph-structured data has contributed to biology, chemistry, physics, and social sciences breakthroughs [1–7]. The predominant use of graph neural networks [8] is to learn representations of various graph components, such as nodes, edges, subgraphs and entire graphs, based on neural message passing strategies. The learned representations are used for downstream tasks, including label prediction via semi-supervised learning [9], graph completion via self-supervised learning [10], and graph design and generation [11, 12]. In most existing applications, datasets explicitly describe graphs in the form of nodes, edges, and additional information representing contextual knowledge, such as node, edge and graph attributes.

Modeling complex systems requires measurements that describe the same entities from different perspectives, scales, or modalities (*e.g.*, images, sound readings, natural language sequences, and chemical reactions). Multimodal learning is concerned with studying how data generated by various distributions can be processed and related together [13]. While multimodal learning has been successfully used in settings where single-modal methods fail [14–16], it presents several challenges that need to be overcome to enable its broad use in AI [13,



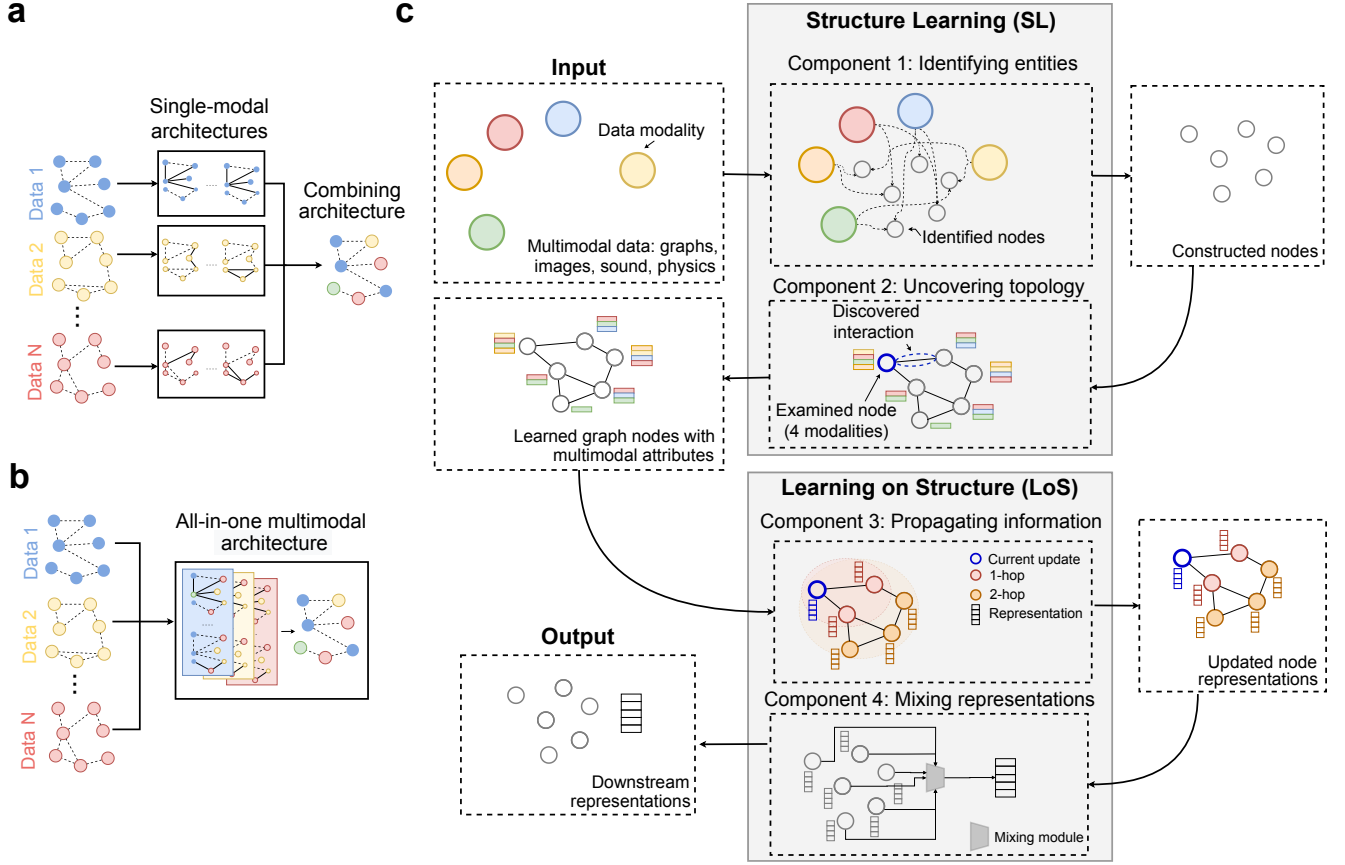
**Fig. 1 Graph-centric multimodal learning.** Shown on the left are the different data modalities covered in this Perspective. Shown on the right are key machine learning tasks for which multimodal graph learning has been used successfully. This Perspective introduces the multimodal graph learning (MGL) blueprint that serves as a unifying framework within which multimodal graph neural architectures can be expressed. It also surveys applications of MGL in computer vision, natural language processing, and natural sciences.

17]. These challenges are representation or how to summarize multimodal data that exploits the information provided by multiple modalities and fusion or how to use combined information from various modalities to perform a predictive task [13]. These challenges have proven difficult due to shortcomings with existing multimodal methods. For example, many multimodal methods tend to focus on only a subset of modalities and can ignore other ones—a pitfall of existing methods known as *modality collapse* [18]. Moreover, and in contrast to the frequent assumption of the methods that every entity must exist in all modalities, the complete set of modalities is rarely available in practice due to noise or limited measurements technology—a challenge known as missing modalities [19, 20]. Because different modalities can lead to intricate relational dependencies, simple modality fusion cannot fully leverage multimodal datasets [21]. However, graph representation learning has succeeded in modeling such data systems [22–26] by considering dependencies between data points in different modalities as edges in optimally defined graphs and then learning graph representations [27, 28].

Here, we examine multimodal methods by introducing the multimodal graph learning (MGL) blueprint, a framework that provides an algorithmic perspective in contrast to prior surveys that are architecturally focused [29] or application oriented [30, 31]. The MGL blueprint allows for learning fused graph representations and studying the above-mentioned modality collapse and missing modality challenges [13, 29]. Using this formulation, we consider a broad spectrum of areas, ranging from computer vision and language processing to natural sciences (Figure 1) through image-intensive graphs (IIG) for image and video reasoning (Section 3), language-intensive graphs (LIG) for processing natural and biological sequences (Section 4), and finally, knowledge-intensive graphs (KIG) for scientific applications (Section 5).

## 2 Graph Neural Networks for Multimodal Learning

Deep learning has created a wide range of fusion approaches for multimodal learning [32, 33]. For example, recurrent neural networks (RNN) and convolutional neural networks (CNN) architectures have been successfully combined to fuse sound and image representations in video description problems [34, 35]. More



**Fig. 2 Overview of multimodal graph learning (MGL) blueprint.** **a**, A standard approach to multimodal learning involves combining different unimodal architectures, each optimized for a distinct data modality. **b**, In contrast, an all-in-one multimodal architecture considers inductive biases specialized for each data modality and optimizes model parameters in an end-to-end manner, enabling expressive data fusion. **c**, The outline of four components in the MGL blueprint; component 1: identifying entities, component 2: uncovering topology, component 3: propagating information, and component 4: mixing representations.

recently, generative models have also proven very accurate for both language-intensive [36] and physics-based multimodal data [37]. Such models are based on an encoder-decoder framework, where in the encoder, the combined architectures are trained simultaneously (each one specialized for a modality) while the decoder aggregates information from individual architectures. When complex relations between modalities produce a network structure, graph neural networks (GNNs) provide an expressive and flexible strategy to leverage interdependencies in multimodal datasets.

## 2.1 Blueprint for Graph-Centric Multimodal Learning

The use of GNNs for multimodal learning is attractive because of GNNs’ flexibility to model interactions both within and across different data types. However, data fusion through graph learning requires the construction of the network topology and the application of inference algorithms over graphs. We present an end-to-end methodology that results in output representations, given a collection of multimodal input data. We refer to this methodology as *multimodal graph learning* (MGL). MGL can be seen as a blueprint consisting of four learning components that are connected in an end-to-end fashion. In Figure 2a, we highlight the difference between a conventional combination of unimodal architectures for treating multimodal data and the suggested all-in-one multimodal architecture.

The two first components of MGL consist of identifying entities and corresponding interactions and can be grouped as the structure learning (SL) phase:

**Component 1: Identifying Entities.** The first component identifies relevant entities in various data modalities and projects them into a shared namespace. For example, in precision medicine, the state of a patient might be described by matched pathology slides and clinical notes, giving rise to patient nodes with the combined image and language information. In another example from computer vision (Figure 3), entity identification entails defining superpixels.

**Component 2: Uncovering Topology.** With the entities of our problem defined, the second component discovers the interactions and interaction types among the nodes across the modalities. Interactions are often explicitly provided, so the graph is given, and this component is responsible for the combination of the already existing structure with the rest of modalities (e.g., in Figure 5c, the Uncovering Topology component corresponds to combining protein surface information with the protein structure). When the data does not have an *a priori* network structure, the topology uncovering component explores possible adjacency matrices based on explicit (e.g., spatial and visual characteristics) or implicit (e.g., similarities in representations) features. For the latter case, examples from the natural language processing area consider the construction of graphs from text input that express relations among words (see Figure 4b).

After graphs are specified or adaptively optimized (SL phase in MGL; Figure 2), various strategies can be used to learn on the graphs (LoS phase in MGL; Figure 2). The last two MGL components capture these strategies.

**Component 3: Propagating Information.** The third component employs convolutional or message-passing steps to learn node representations based on graph adjacencies. In the case of multiple adjacency matrices, methods use independent propagation models or assume a hypergraph formulation that fuses adjacency matrices with a single propagation model.

**Component 4: Mixing Representations.** The last component transforms learned node-level representations depending on downstream tasks. The propagation models output representations over the nodes that can be combined and mixed depending on the final representation level (e.g., a graph-level or a subgraph-level label). Popular mixing strategies include simple aggregation operators (e.g., summation or averaging) or more sophisticated functions that incorporate neural network architectures.

Figure 2b shows all MGL components, going from multimodal input data to optimized representations used for downstream tasks. Mathematical formulations are in Box 1.

**Box 1: The blueprint for multimodal graph learning.** The blueprint for graph-centric multimodal learning has four components.

1. **Identifying Entities:** Information from different sources is combined and projected into a shared namespace. Nodes are identified independently as set elements, and no interactions are given yet. Let there be  $k$  modalities  $\mathcal{C} = \{\mathbf{C}_1, \dots, \mathbf{C}_k\}$ , where  $\mathbf{C}_i$  is an information matrix of  $i$ -th modality that describes every entity by an information vector. We define  $\text{Identify}_i$  module for every modality  $i$  as:

$$\mathbf{X}_i \leftarrow \text{Identify}_i(\mathbf{C}_i), \quad (1)$$

that maps information of all modalities into the same namespace. If  $k = 1$ , we get a reduced unimodal variant of MGL.

2. **Uncovering Topology:** Let there be data modalities  $\mathcal{X} = \{\mathbf{X}_1, \dots, \mathbf{X}_k\}$ . We define  $\text{Connect}_j$  modules,

$j = 1, \dots, m$ , to specify connections between entities in  $\mathcal{X}$  based on  $m$  distance measures as:

$$\mathbf{A}_j \leftarrow \text{Connect}_j(\mathcal{X}). \quad (2)$$

If  $\mathbf{X}_i$  is already given as an adjacency matrix, the associated  $\text{Connect}_j$  modules specify predefined neighborhoods.

3. **Propagating Information:** Neural messages are exchanged along edges in the adjacency matrices  $\mathcal{A} = \{\mathbf{A}_1, \dots, \mathbf{A}_m\}$  to produce node representations:

$$\mathbf{H} \leftarrow \text{Propagate}(\mathcal{X}, \mathcal{A}). \quad (3)$$

When multiple adjacency matrices are given, the Propagate module can specify multiple independent propagation models (Supplementary Note 1) or operate on a combined adjacency matrix.

4. **Mixing Representations:** Representations are mixed and transformed into latent representations optimized for a downstream task:

$$\mathbf{Z} \leftarrow \text{Mix}(\mathbf{H}, \mathcal{A}). \quad (4)$$

The mixing module *Mix* transforms node representations into final representations of entities  $\mathbf{Z}$  on which downstream tasks are defined on. Established strategies to mix representations include aggregation operators, such as summation [38], averaging [39], multi-hop aggregation [40], and methods using adjacency information  $\mathcal{A}$  (Supplementary Note 1).

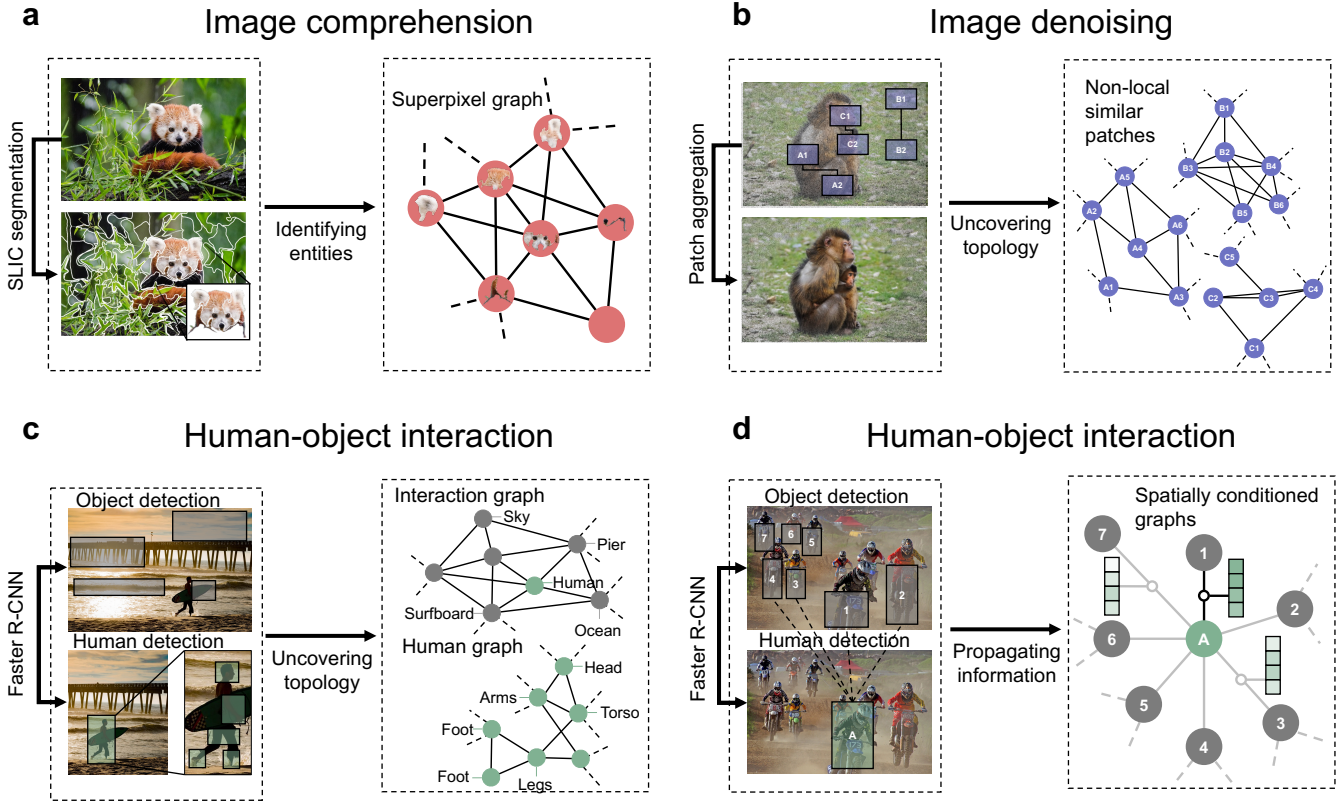
### 3 Multimodal Graph Learning for Images

Image-intensive graphs (IIGs) are multimodal graphs where nodes represent visual features and edges represent spatial connections between image features. Structure image learning entails creating IIGs to encode geometric priors relevant to images, such as translational invariance and scale separation [41]. Translational invariance describes how the output of a CNN must not change depending on shifts in the input image and is achieved by convolutional filters with shared weights. In contrast, scale separation specifies how to decompose long-range interactions between features across scales, focusing on localized interactions that can be propagated to courser scales. Pooling layers follow convolution layers in CNNs to achieve scale separation [41]. In addition, GNNs can model long-range dependencies of arbitrary shape that are important for image-related tasks [42] such as image segmentation [43, 44], image restoration [45, 46], or human object interaction [47, 48].

#### Visual Comprehension

Visual comprehension remains a cornerstone of visual analyses, where multimodal graph learning has proved helpful in classifying, segmenting, and enhancing images. Image classification identifies the set of object categories present in an image [50]. In contrast, image segmentation divides an image into segments and assigns each segment into a category [43, 44, 51]. Finally, image restoration and denoising transform low-quality images into high-resolution counterparts [52]. The information required for these tasks lies both in objects, segments, and image patches and in the long-range context surrounding them [51].

IIG construction begins with a segmentation algorithm such as simple linear iterative clustering (SLIC) [53] to identify meaningful regions [43, 54, 55] (Figure 3a). These regions define nodes whose attributes are initialized from CNNs like FCN-16 [56] or VGG19 [57], used to extract features maps and summary visual features for every region [44, 51]. Moreover, the nodes are connected to their  $k$  nearest neighbors in the CNN learned feature space [44–46, 54] (Figure 3b), to spatially adjacent regions [43, 50, 55, 58], or to a to an arbitrary number



**Fig. 3 Application of multimodal graph learning blueprint to images.** **a**, Modality identification for image comprehension where nodes represent aggregated regions of interest, or superpixels, generated by the SLIC segmentation algorithm. **b**, Topology uncovering for image denoising where image patches (nodes) are connected to other non-local similar patches. **c**, Topology uncovering in human-object interaction where two graphs are created. A human-centric graph maps body parts to their anatomical neighbors, and an interaction connects body parts relative to the distance to other objects in the image. **d**, Information propagation in human-object interaction where spatially conditioned graphs modify message passing to incorporate edge features that enforce the relative direction of objects in an image [49].

of neighbors based on a previously defined similarity threshold between nodes [46, 55].

Once an IIG is created, graph convolutional neural networks [44, 51, 55, 58] and graph attention networks [59] are used to weigh node neighbors in the graph based on learned attention scores [46, 50]. In addition, methods, such as graph denoiser networks (GCDNs) [60], internal graph neural networks (IGNNs) [45], and residualGCNs [43, 61], consider edge similarities to indicate the relative distance between image regions.

## Visual Reasoning

Visual reasoning goes beyond recognizing visual elements by asking questions about the relationship between entities in images. These relationships can involve humans and objects as in human-object interaction [47] (HOI) or more broadly visual, semantic, and numeric entities as in visual question answering [62–64] (VQA).

In HOI, the MGL methods identify two relevant entities, human body parts (hands, face, etc.) and objects (surfboard, bike, etc.) [47, 49] that interact in fully [47, 48], bipartite [49, 65], or partially connected topologies [66, 67]. MGL methods for VQA construct a novel topology [68] that spans interconnected visual, semantic, and numeric graphs. Entities represent visual objects identified by an extractor, such as Faster R-CNN [69], scene text identified by optical character recognition, and number-type texts. Interactions between these entities are defined based on spatial localization: entities occurring near each other are connected by edges.

To learn about these structures, the methods distinguish propagating information between entities of the same type and entities of different types. In HOI, knowledge about entities of the same kind (*i.e.*, intra-class neural messages) gets exchanged by following edges and applying transformation defined by a GAT [59], which weighs neural messages by the similarity of latent vectors of nodes. In contrast, information between different entities (*i.e.*, inter-class neural messages) is exchanged using a GPNN [47] where the weights are adaptively learned [48]. Models can have multiple channels that reason over entities of the same class and share information across classes. For example, in HOI, relation parsing neural networks [67] use a two-channeled model where human and object-centric message passing is performed before mixing these representations for the final prediction (Figure 3c). The same occurs in VQA, where visual, semantic, and numeric channels perform independent message passing before sharing information via visual-semantic aggregation and semantic-numeric aggregation [68, 70]. Other neural architectures can serve as drop-in replacements to graph-based channels [65, 66].

## 4 Multimodal Graph Learning for Language

With the ability to generate contextual language embeddings, language models have broadly reshaped analyses of natural language [7]. However, beyond words, structure in language exists at the level of sentences (syntax trees, dependency parsing), paragraphs (sentence-to-sentence relations), and documents (paragraph-to-paragraph links) [71]. Transformers, a prevailing class of language models [72], can capture such structure but have strict computational and data requirements. MGL methods mitigate these issues by infusing language structure into models. Specifically, these methods rely on language-intensive graphs (LIGs), explicit or implicit graphs where nodes represent semantic features linked by language dependencies.

### Creating Language-Intensive Graphs

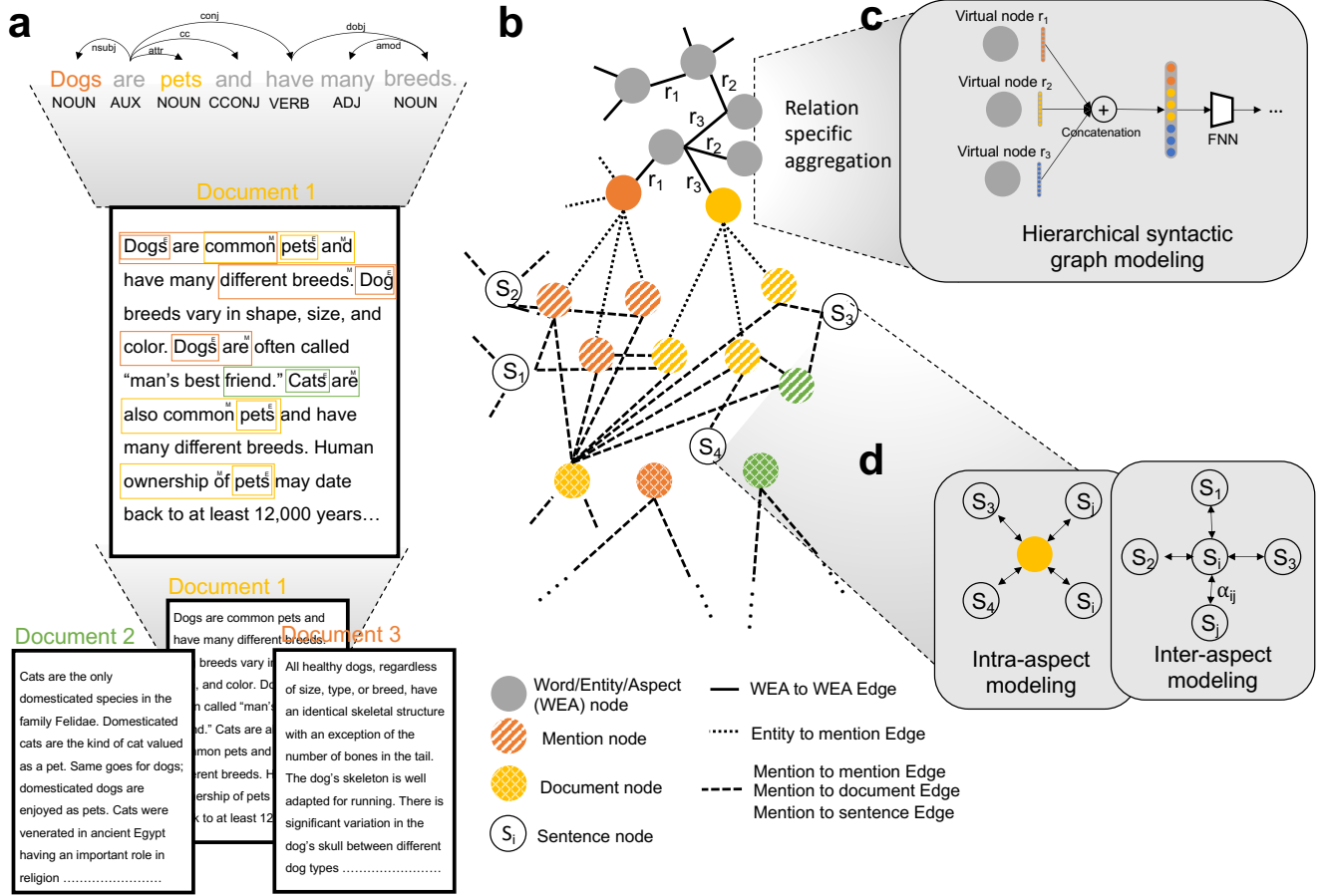
At the highest level, a language dataset can be seen as a corpus of documents, then a single document, a group of sentences, a group of mentions, a group of entities, and finally, single words (Figure 4a). Multimodal graph learning can consider these different levels of contextual information by constructing LIGs. We describe the choice of context as it depends on a prediction task and how to create LIGs to incorporate this context for text classification and relation extraction. These two tasks underlie most language analyses.

In text classification, the model is asked to assign a label to a span of text [73] based on the usage and meaning of words (tokens). Graph structure involving words is given by the relative position of words in a document [73, 74] or document cooccurrence [75]. Relation extraction seeks to identify relations between words in a text, a capability important for other language tasks, such as question answering, summarization, and knowledge graph reasoning [76, 77]. To capture every sentence’s meaning, the occurrence of word entities is based on the underlying dependency tree [78], and entities beyond words are included to capture cross-sentence topology [76, 79] (Figure 4a-b).

### Learning on Language-Intensive Graphs

Once a LIG is constructed, a model must be designed to learn on the LIG while incorporating inductive biases relevant to the language task. We illustrate strategies for learning on LIGs using aspect-based sentiment analysis (ABSA) as a downstream language task [80]. ABSA assigns a sentiment (positive, negative) of a text to a word/words or an aspect [80]. Models must reason over syntactic structure and long-range relations between aspects and other words in the text to perform ABSA [81, 82]. To propagate information between distant words, aspect-specific GNNs mask non-aspect words in LIGs for long-range message passing [81]. They also gate or perform element-wise multiplication between latent representations of query and aspect words [83]. To





**Fig. 4 Application of multimodal graph learning blueprint to language.** **a**, The different levels of context in text inputs from sentences to documents and the individual units identified at each context level. This is an example of modality identification’s first component of the MGL blueprint. **b**, The simplified construction of a language-intensive graph from text input, an application of the topology uncovering component of the MGL blueprint. **c**, and **d**, visualize examples of learning on LIGs for aspect-based sentiment analysis (ABSA), which aims to assign a sentiment (positive, negative, or neutral) to a sentence with regards to a given aspect. By grouping by relation type from within a sentence (shown in **c**) or modeling relations between sentences and aspects (shown in **d**), these methods integrate inductive biases relevant to ABSA and innovate in MGL’s third component, information propagation.

include information about the syntactic structure, GNNs distinguish between the different types of relations in the dependency tree via type-specific message passing [81–83] (Figure 4c).

The sentiment of neighboring or similar sentences is essential to determine the aspect-based sentiment of the document [80]. Cooperative graph attention networks (CoGAN) incorporate this via the cooperation between two graph-based modeling blocks: the inter- and intra-aspect modeling blocks (Figure 4d) [80]. These blocks capture the relation of sentences to other sentences with the same aspect (intra-aspect) and to neighboring sentences in the document that contain different aspects (inter-aspect). The outputs of the intra- and inter-aspect blocks are mixed in an interaction block, passing through a series of hidden layers. Finally, the intermediate representations between each hidden layer are fused via learned attention weights to create a final sentence representation.



## 5 Multimodal Graph Learning in Natural Sciences

In addition to language modeling and computer vision, graphs are increasingly employed in the natural sciences. We call these graphs knowledge-intensive graphs (KIGs) as they incorporate inductive biases relevant to a specific task or encode scientific knowledge in their structure.

### Multimodal Graph Learning in Physics

In particle physics, graph neural networks have been used to identify progenitor particles causing particle jets, sprays of particles that fly out from high-energy particle collisions [84]. In these graphs, nodes are particles connected to their  $k$ -nearest neighbors. After rounds of message passing, aggregated node representations are used to identify progenitor particles [85–88].

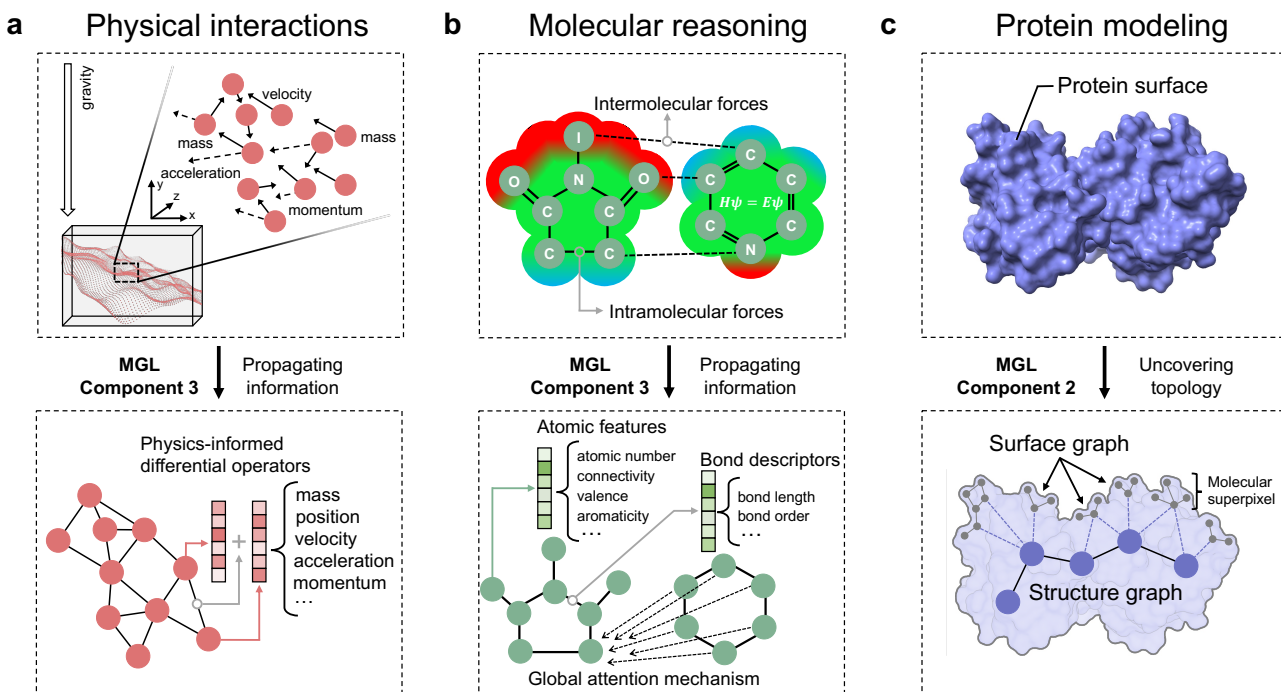
Physics-informed GNNs have emerged as a promising approach for simulating physical systems governed by multiscale processes for which conventional methods fail [89]. A typical goal is discovering a part of the hidden physics from the available experimental data. We train GNNs from the available experimental data and information obtained by employing the physical laws and evaluating them at random points in the space-time domain. Such physics-informed GNNs integrate multimodal data with mathematical models. For example, GNNs express differential operators of the underlying dynamics as functions on nodes and edges [90]. GNNs can also represent physical interactions between objects, such as particles in a fluid [6], joints in a robot [5], and points in a power grid [91]. Initial node representations describe the initial state of these particles and global constants like gravity [6] with edges indicating relative particle velocity [5]. Message passing updates edge representations first to calculate the effect of relative forces in the system. It then uses the updated edge representation to update node representations and calculate the new state of particles as a result of the forces [92] (Figure 5a). This message-passing strategy advances the MGL’s third component (Section 2) and has also been employed to solve combinatorial algorithms (Bellman-Ford and Prim’s algorithms) [93, 94] and chip floorplanning to design the physical layout of computer chips [95].

### Multimodal Graph Learning in Chemistry

In chemistry, MGL methods can predict intra- and inter-molecular properties from the primary molecular structure by performing message passing on molecular graphs of atoms linked by bonds [4, 96–100]. Present efforts incorporate 3D spatial molecular information in addition to 2D molecular details. When this information is unavailable, the MGL methods [96, 98, 99] consider stereo-chemistry to aggregate neural messages [101] and model molecules as sets of chemical substructures in addition to granular atom representations [102].

Stereoisomers are molecules with the same graph connectivity but different spatial arrangements [101]. Aggregation functions in molecular graphs aggregate the same regardless of the orientation of atoms in three-dimensional space. This can lead to poor performance, as stereoisomers can have different properties [103]. To mitigate this issue, permutation (PERM) and permutation-concatenation (PERM-CAT) aggregation [101] update every atom in a chiral group via a weighted sum of every permutation of its respective chiral group. Though the identity of the neighbors is the same in every permutation, the spatial arrangement varies. By weighing each permutation, PERM and PERM-CAT encode this inductive bias by modifying how information is propagated in the underlying graph.

Multimodal graph learning can help identify chemical products produced by molecules through reactions [104–107]. For example, to predict whether two molecules react, QM-GNN [104], a quantum chemistry-augmented GNN represents each reactant by its molecular graph with chemistry-informed initial representations for every atom and bond. After rounds of message passing, the atom representations are updated through a global attention mechanism (Figure 5b). The attention mechanism uncovers a novel topology where atoms



**Fig. 5 Applications of multimodal graph learning to natural sciences.** **a**, Information propagation in physical interactions where physics-informed neural message passing is used to update the states of particles in a system due to inter-particle interactions and other forces. **b**, Information propagation in molecular reasoning where a global attention mechanism is used to model the potential interaction between atoms in two molecules to predict whether two molecules will react. **c**, Topology uncovering in protein modeling where a multiscale graph representation is used to integrate primary, secondary, and tertiary structures of a protein with higher-level protein motifs summarized in molecular superpixels to represent a protein [25]. This robust topology provides a better prediction on tasks such as protein-ligand binding affinity prediction.

can interact with atoms on other molecules. It incorporates a principle from chemistry that intermolecular interactions between particles inform reactivity. The final representations are combined with descriptors, such as atomic charges and bond lengths, and used for prediction. Such an approach integrates structural knowledge about molecules in a GNN with relevant chemistry knowledge, allowing for accurate prediction on small training datasets [104]. The inclusion of domain knowledge by fusing GNN outputs illustrates the Mix module in MGL (Section 2, Box 1). Graph learning on molecules created new opportunities for virtual drug screening [108], molecule generation and design [26, 109, 110], and drug target identification [111, 112].

### Multimodal Graph Learning in Biology

Beyond individual molecules, the MGL methods can help understand the properties of complex structures across multiple scales, the most pertinent of these structures being proteins. At the primary amino acid sequence scale, the hallmark task predicts the 3D structure from the amino acid sequence. AlphaFold constructs a KIG where nodes are amino acids with representations derived from sequence homology [24]. To propagate information in this KIG, AlphaFold introduces a triangle multiplicative update and triangle self-attention update. These triangle modifications integrate the inductive bias that learned representations must abide by the triangle inequality on distances to represent 3D structures. This use multimodal graph learning, among other innovations, enabled AlphaFold to predict 3D protein structure from amino acid sequence [24].

Beyond 3D structure, molecular protein surfaces mediate key roles in cellular function and disease, and thus

modeling geometric and physical protein properties is essential [1, 113, 114]. For example, MaSIF [113] trains a GNN on molecular surfaces described as multimodal graphs to predict protein interactions. The initial representation of the nodes is based on geometric and chemical features. Next, Gaussian kernels are defined on every node to propagate information, encoding complex geometric shapes of molecular surfaces and extending the notion of a convolution. The final representations can be used to predict protein-protein interactions [113], structural configurations of protein complexes [115], and protein-ligand binding [25].

## 6 Outlook

### Fully Multimodal Graph Architectures

The prevailing approach uses domain-specialized architectures tailored to each data modality. However, advances in general-purpose architectures provide an expressive strategy to consider dependencies between modalities irrespective of whether they are given as images, language sequences, graphs, or tabular datasets. Moreover, the MGL blueprint supports more complex graph structures, such as hypergraphs [116–118] and heterogeneous graphs [119, 120].

The blueprint can pave the way for novel uses of graph-centric multimodal learning. For example, knowledge distillation (KD) aims to transfer knowledge from a teacher model to a smaller student model in a way that preserves performance while using fewer resources. Knowledge-intensive graphs [121–123] can be used to design more efficient KD loss functions [124, 125]. In another example, visible neural networks specify the architecture such that nodes correspond to concepts (*e.g.*, molecules, pathways) at different scales of the cellular system, ranging from small complexes to extensive signal pathways [2, 126], connected based on biological relationships, used in forward- and back-propagation. By incorporating such inductive biases, models can be trained in a data-efficient manner as they do not have to invent relevant fundamental principles but rather can know these from the start and thus need less data for training. Harmonizing algorithm design with domain knowledge can also improve model interpretability.

### Utility of Multimodal Graph Learning across Applications

Graph-based methods excel in modeling systems that depend on multi-scale representations or contain many interactions of different types, such as in protein property prediction [25], protein structure prediction [24], or relation extraction [76]. Graph-based methods can incorporate prior knowledge into models through a predefined structure among entities or by modifying message-passing algorithms. When prior knowledge exists, such as for image denoising [52], image restoration [52], and human-object interaction [47], MGL improves model performance.

However, current graph-based methods are limited in areas without prior knowledge or strong relational structure. In applications like chemical reaction prediction [104], progenitor particle classification [84], physical interaction simulation [6], or protein-ligand interaction prediction [113], the interactions that are relevant for the predictive task are not previously known. As a result, graph-based methods must capture novel, unspecified, and relevant interactions between nodes. Some applications use node feature similarity to dynamically construct local adjacencies after each layer to discover new interactions [84]. However, this cannot capture novel interactions among distant nodes since information is only passed among closely connected nodes in message passing. Methods address this limitation by incorporating attention layers with induced sparsity to discover these interactions [104]. In applications without strong relational structure, such as molecular property prediction [98–100], particle classification [84], and text classification [73], node features often have more predictive value than any encoded structure. As a result, other methods have been shown to lead to better performance than graph-based methods [127, 128].

## **Groundbreaking Applications in Natural Sciences and Medicine**

The broader use of deep learning in natural science revealed the power of graph representations for modeling small and large molecular structures. Combining different types of data can create bridges between the molecular and organism levels for modeling physical, chemical, or biological phenomena on a large scale. Recent knowledge graph applications have been introduced to enable precision medicine and make predictions across genomic, pharmaceutical, and clinical applications [120, 129].

**Acknowledgements** Y.E., G.D., and M.Z. gratefully acknowledge the support of US Air Force Contract No. FA8702-15-D-0001, and awards from Harvard Data Science Initiative, Amazon Research, Bayer Early Excellence in Science, AstraZeneca Research, and Roche Alliance with Distinguished Scientists. Y.E. is supported by grant T32 HG002295 from the National Human Genome Research Institute and the NSDEG fellowship. G.D. is supported by the Harvard Data Science Initiative Postdoctoral Fellowship. Any opinions, findings, conclusions or recommendations expressed in this material are those of the authors and do not necessarily reflect the views of the funders.

**Competing interests** The authors declare no competing interests.

## References

- [1] Joe G. Greener et al. “A guide to machine learning for biologists”. In: *Nature Reviews Molecular Cell Biology* 23.1 (2022), pp. 40–55. ISSN: 1471-0080. DOI: 10.1038/s41580-021-00407-0. URL: <https://doi.org/10.1038/s41580-021-00407-0>.
- [2] Michael K. Yu et al. “Visible Machine Learning for Biomedicine”. In: *Cell* 173.7 (2018), pp. 1562–1565. ISSN: 0092-8674. DOI: <https://doi.org/10.1016/j.cell.2018.05.056>. URL: <https://www.sciencedirect.com/science/article/pii/S0092867418307190>.
- [3] Zhenqin Wu et al. “MoleculeNet: a benchmark for molecular machine learning”. eng. In: *Chemical science* 9.2 (2017), pp. 513–530. DOI: 10.1039/c7sc02664a.
- [4] Justin Gilmer et al. “Neural Message Passing for Quantum Chemistry”. In: *Proceedings of the 34th International Conference on Machine Learning*. Ed. by Doina Precup and Yee Whye Teh. Vol. 70. Proceedings of Machine Learning Research. PMLR, 2017, pp. 1263–1272. URL: <https://proceedings.mlr.press/v70/gilmer17a.html>.
- [5] Alvaro Sanchez-Gonzalez et al. “Graph Networks as Learnable Physics Engines for Inference and Control”. In: *Proceedings of the 35th International Conference on Machine Learning*. Ed. by Jennifer Dy and Andreas Krause. Vol. 80. Proceedings of Machine Learning Research. PMLR, 2018, pp. 4470–4479. URL: <https://proceedings.mlr.press/v80/sanchez-gonzalez18a.html>.
- [6] Alvaro Sanchez-Gonzalez et al. “Learning to Simulate Complex Physics with Graph Networks”. In: *Proceedings of the 37th International Conference on Machine Learning*. Ed. by Hal Daumé III and Aarti Singh. Vol. 119. Proceedings of Machine Learning Research. PMLR, 2020, pp. 8459–8468. URL: <https://proceedings.mlr.press/v119/sanchez-gonzalez20a.html>.
- [7] Qi Liu, Matt J. Kusner, and Phil Blunsom. “A Survey on Contextual Embeddings”. In: *CoRR*. 2020. arXiv: 2003.07278 [cs.CL].
- [8] Franco Scarselli et al. “The Graph Neural Network Model”. In: *IEEE Transactions on Neural Networks* 20.1 (2009), pp. 61–80. DOI: 10.1109/TNN.2008.2005605.
- [9] Thomas N. Kipf and Max Welling. “Semi-Supervised Classification with Graph Convolutional Networks”. In: *Proceedings of the 5th International Conference on Learning Representations (ICLR)*. ICLR ’17. Palais des Congrès Neptune, Toulon, France, 2017. URL: <https://openreview.net/forum?id=SJU4ayYgl>.
- [10] Thomas N Kipf and Max Welling. “Variational Graph Auto-Encoders”. In: *NIPS Workshop on Bayesian Deep Learning* (2016). URL: <https://arxiv.org/abs/1611.07308>.
- [11] Aditya Grover, Aaron Zweig, and Stefano Ermon. “Graphite: Iterative Generative Modeling of Graphs”. In: *Proceedings of the 36th International Conference on Machine Learning*. Ed. by Kamalika Chaudhuri and Ruslan Salakhutdinov. Vol. 97. Proceedings of Machine Learning Research. PMLR, 2019, pp. 2434–2444. URL: <https://proceedings.mlr.press/v97/grover19a.html>.
- [12] Xiaojie Guo and Liang Zhao. “A Systematic Survey on Deep Generative Models for Graph Generation”. In: *CoRR*. 2020. URL: <https://arxiv.org/abs/2007.06686>.
- [13] Tadas Baltrušaitis, Chaitanya Ahuja, and Louis-Philippe Morency. “Multimodal Machine Learning: A Survey and Taxonomy”. In: (2017). DOI: 10.48550/ARXIV.1705.09406. URL: <https://arxiv.org/abs/1705.09406>.
- [14] Chaoqun Hong et al. “Multimodal Deep Autoencoder for Human Pose Recovery”. In: *IEEE Transactions on Image Processing* 24.12 (2015), pp. 5659–5670. DOI: 10.1109/TIP.2015.2487860.



- [15] Dhruv Khattar et al. "MVAE: Multimodal Variational Autoencoder for Fake News Detection". In: *The World Wide Web Conference*. WWW '19. San Francisco, CA, USA: Association for Computing Machinery, 2019, 2915–2921. ISBN: 9781450366748. DOI: 10.1145/3308558.3313552. URL: <https://doi.org/10.1145/3308558.3313552>.
- [16] Junhua Mao et al. "Training and Evaluating Multimodal Word Embeddings with Large-Scale Web Annotated Images". In: *Proceedings of the 30th International Conference on Neural Information Processing Systems*. NIPS'16. Barcelona, Spain: Curran Associates Inc., 2016, 442–450. ISBN: 9781510838819.
- [17] Yu Huang et al. "Modality Competition: What Makes Joint Training of Multi-modal Network Fail in Deep Learning? (Provably)". In: *Proceedings of the 39th International Conference on Machine Learning*. Ed. by Kamalika Chaudhuri et al. Vol. 162. Proceedings of Machine Learning Research. PMLR, 2022, pp. 9226–9259. URL: <https://proceedings.mlr.press/v162/huang22e.html>.
- [18] Adrian Javaloy, Maryam Meghdadi, and Isabel Valera. "Mitigating Modality Collapse in Multimodal VAEs via Impartial Optimization". In: *Proceedings of the 39th International Conference on Machine Learning*. Ed. by Kamalika Chaudhuri et al. Vol. 162. Proceedings of Machine Learning Research. PMLR, 2022, pp. 9938–9964. URL: <https://proceedings.mlr.press/v162/javaloy22a.html>.
- [19] Mengmeng Ma et al. "SMIL: Multimodal Learning with Severely Missing Modality". In: *Proceedings of the AAAI Conference on Artificial Intelligence* 35.3 (2021), pp. 2302–2310. URL: <https://ojs.aaai.org/index.php/AAAI/article/view/16330>.
- [20] Petra Poklukar et al. "GMC – Geometric Multimodal Contrastive Representation Learning". In: *Proceedings of the 39th International Conference on Machine Learning*. Proceedings of Machine Learning Research. arXiv, 2022.
- [21] Marinka Zitnik et al. "Machine learning for integrating data in biology and medicine: Principles, practice, and opportunities". In: *Information Fusion* 50 (2019), pp. 71–91.
- [22] Jinguang Wang et al. "Multimodal graph convolutional networks for high quality content recognition". In: *Neurocomputing* 412 (2020), pp. 42–51. ISSN: 0925-2312. DOI: <https://doi.org/10.1016/j.neucom.2020.04.145>. URL: multigcn.
- [23] Sijie Mai, Haifeng Hu, and Songlong Xing. "Modality to Modality Translation: An Adversarial Representation Learning and Graph Fusion Network for Multimodal Fusion". In: *Proceedings of the AAAI Conference on Artificial Intelligence* 34.01 (2020), pp. 164–172. DOI: 10.1609/aaai.v34i01.5347. URL: <https://ojs.aaai.org/index.php/AAAI/article/view/5347>.
- [24] John Jumper et al. "Highly accurate protein structure prediction with AlphaFold". In: *Nature* 596.7873 (2021), pp. 583–589. ISSN: 1476-4687. DOI: 10.1038/s41586-021-03819-2. URL: <https://doi.org/10.1038/s41586-021-03819-2>.
- [25] Vignesh Ram Somnath, Charlotte Bunne, and Andreas Krause. "Multi-Scale Representation Learning on Proteins". In: *Advances in Neural Information Processing Systems*. Ed. by A. Beygelzimer et al. 2021. URL: [https://openreview.net/forum?id=-xEk43f\\_E06](https://openreview.net/forum?id=-xEk43f_E06).
- [26] W. Patrick Walters and Regina Barzilay. "Applications of Deep Learning in Molecule Generation and Molecular Property Prediction". In: *Accounts of Chemical Research* 54.2 (2021). PMID: 33370107, pp. 263–270. DOI: 10.1021/acs.accounts.0c00699. URL: <https://doi.org/10.1021/acs.accounts.0c00699>.
- [27] Feng Zhao and Donglin Wang. "Multimodal Graph Meta Contrastive Learning". In: *Proceedings of the 30th ACM International Conference on Information & Knowledge Management*. New York, NY, USA: Association for Computing Machinery, 2021, 3657–3661. ISBN: 9781450384469. URL: <https://doi.org/10.1145/3459637.3482151>.

- [28] Shuai Zheng et al. “Multi-modal Graph Learning for Disease Prediction”. In: *CoRR* 2107.00206 (2021). arXiv: 2107.00206. URL: <https://arxiv.org/abs/2107.00206>.
- [29] Peng Xu, Xiatian Zhu, and David A. Clifton. *Multimodal Learning with Transformers: A Survey*. 2022. DOI: 10.48550/ARXIV.2206.06488. URL: <https://arxiv.org/abs/2206.06488>.
- [30] Khaled Bayoudh et al. “A survey on deep multimodal learning for computer vision: advances, trends, applications, and datasets”. In: *The Visual Computer* 38.8 (2022), pp. 2939–2970. ISSN: 1432-2315. DOI: 10.1007/s00371-021-02166-7. URL: <https://doi.org/10.1007/s00371-021-02166-7>.
- [31] Chao Zhang et al. “Multimodal Intelligence: Representation Learning, Information Fusion, and Applications”. In: *IEEE Journal of Selected Topics in Signal Processing* 14.3 (2020), pp. 478–493. DOI: 10.1109/jstsp.2020.2987728. URL: <https://doi.org/10.1109/jstsp.2020.2987728>.
- [32] Dhanesh Ramachandram and Graham W. Taylor. “Deep Multimodal Learning: A Survey on Recent Advances and Trends”. In: *IEEE Signal Processing Magazine* 34 (2017), pp. 96–108.
- [33] Jiquan Ngiam et al. “Multimodal Deep Learning”. In: *Proceedings of the 28th International Conference on International Conference on Machine Learning*. ICML’11. Bellevue, Washington, USA: Omnipress, 2011, 689–696. ISBN: 9781450306195.
- [34] Nayyer Aafaq et al. “Spatio-Temporal Dynamics and Semantic Attribute Enriched Visual Encoding for Video Captioning”. In: *Proceedings of the IEEE/CVF Conference on Computer Vision and Pattern Recognition (CVPR)*. 2019. URL: [https://openaccess.thecvf.com/content\\_CVPR\\_2019/html/Aafaq\\_Spatio-Temporal\\_Dynamics\\_and\\_Semantic\\_Attribute\\_Enriched\\_Visual\\_Encoding\\_for\\_Video\\_CVPR\\_2019\\_paper.html](https://openaccess.thecvf.com/content_CVPR_2019/html/Aafaq_Spatio-Temporal_Dynamics_and_Semantic_Attribute_Enriched_Visual_Encoding_for_Video_CVPR_2019_paper.html).
- [35] Zhiyuan Fang et al. “Video2Commonsense: Generating Commonsense Descriptions to Enrich Video Captioning”. In: *Proceedings of the 2020 Conference on Empirical Methods in Natural Language Processing (EMNLP)*. Online: Association for Computational Linguistics, Nov. 2020, pp. 840–860. DOI: 10.18653/v1/2020.emnlp-main.61. URL: <https://aclanthology.org/2020.emnlp-main.61>.
- [36] Ryan Kiros, Ruslan Salakhutdinov, and Rich Zemel. “Multimodal Neural Language Models”. In: *Proceedings of the 31st International Conference on Machine Learning*. Ed. by Eric P. Xing and Tony Jebara. Vol. 32. Proceedings of Machine Learning Research 2. Beijing, China: PMLR, 2014, pp. 595–603. URL: <https://proceedings.mlr.press/v32/kiros14.html>.
- [37] Sahand Rezaei-Shoshtari et al. “Learning Intuitive Physics with Multimodal Generative Models”. In: *Proceedings of the AAAI Conference on Artificial Intelligence* 35.7 (2021), pp. 6110–6118. URL: <https://ojs.aaai.org/index.php/AAAI/article/view/16761>.
- [38] Keyulu Xu et al. “How Powerful are Graph Neural Networks?” In: *International Conference on Learning Representations*. 2019. URL: <https://openreview.net/forum?id=ryGs6iA5Km>.
- [39] Will Hamilton, Zhitaoying, and Jure Leskovec. “Inductive Representation Learning on Large Graphs”. In: *Advances in Neural Information Processing Systems*. Ed. by I. Guyon et al. Vol. 30. Curran Associates, Inc., 2017. URL: <https://proceedings.neurips.cc/paper/2017/file/5dd9db5e033da9c6fb5ba83c7a7e9bea9-Paper.pdf>.
- [40] Keyulu Xu et al. “Representation Learning on Graphs with Jumping Knowledge Networks”. In: *Proceedings of the 35th International Conference on Machine Learning*. Ed. by Jennifer Dy and Andreas Krause. Vol. 80. Proceedings of Machine Learning Research. PMLR, 2018, pp. 5453–5462. URL: <https://proceedings.mlr.press/v80/xu18c.html>.
- [41] Michael M. Bronstein et al. “Geometric Deep Learning: Grids, Groups, Graphs, Geodesics, and Gauges”. In: (2021). arXiv: 2104.13478 [cs.LG].

- [42] Yunpeng Chen et al. “Graph-Based Global Reasoning Networks”. In: *Proceedings of the IEEE/CVF Conference on Computer Vision and Pattern Recognition (CVPR)*. 2019. URL: [https://openaccess.thecvf.com/content\\_CVPR\\_2019/html/Chen\\_Graph-Based\\_Global\\_Reasoning\\_Networks\\_CVPR\\_2019\\_paper.html](https://openaccess.thecvf.com/content_CVPR_2019/html/Chen_Graph-Based_Global_Reasoning_Networks_CVPR_2019_paper.html).
- [43] Viktor Varga and András Lorincz. “Fast Interactive Video Object Segmentation with Graph Neural Networks”. In: *International Joint Conference on Neural Networks, IJCNN 2021, Shenzhen, China, July 18-22, 2021*. IEEE, 2021, pp. 1–10. ISBN: 978-1-6654-3900-8. DOI: 10.1109/IJCNN52387.2021.9534302. URL: <https://doi.org/10.1109/IJCNN52387.2021.9534302>.
- [44] Qinghui Liu et al. “Self-constructing graph neural networks to model long-range pixel dependencies for semantic segmentation of remote sensing images”. In: *International Journal of Remote Sensing* 42.16 (2021), pp. 6184–6208. DOI: 10.1080/01431161.2021.1936267. URL: <https://doi.org/10.1080/01431161.2021.1936267>.
- [45] Shangchen Zhou et al. “Cross-scale internal graph neural network for image super-resolution”. In: *Advances in Neural Information Processing Systems*. 2020. URL: <https://proceedings.neurips.cc/paper/2020/file/23ad3e314e2a2b43b4c720507cec0723-Paper.pdf>.
- [46] Chong Mou and Jian Zhang. “Graph Attention Neural Network for Image Restoration”. In: *2021 IEEE International Conference on Multimedia and Expo (ICME)*. 2021. DOI: 10.1109/ICME51207.2021.9428448. URL: <https://ieeexplore.ieee.org/document/9428448>.
- [47] Siyuan Qi et al. “Learning Human-Object Interactions by Graph Parsing Neural Networks”. In: *Proceedings of the European Conference on Computer Vision (ECCV)*. 2018. URL: [https://openaccess.thecvf.com/content\\_ECCV\\_2018/html/Siyuan\\_Qi\\_Learning\\_Human-Object\\_Interactions\\_ECCV\\_2018\\_paper.html](https://openaccess.thecvf.com/content_ECCV_2018/html/Siyuan_Qi_Learning_Human-Object_Interactions_ECCV_2018_paper.html).
- [48] Hai Wang, Wei-shi Zheng, and Ling Yingbiao. “Contextual Heterogeneous Graph Network for Human-Object Interaction Detection”. In: *Computer Vision – ECCV 2020: 16th European Conference, Glasgow, UK, August 23–28, 2020, Proceedings, Part XVII*. Glasgow, United Kingdom: Springer-Verlag, 2020, 248–264. ISBN: 978-3-030-58519-8. DOI: 10.1007/978-3-030-58520-4\_15. URL: [https://doi.org/10.1007/978-3-030-58520-4\\_15](https://doi.org/10.1007/978-3-030-58520-4_15).
- [49] Frederic Z Zhang, Dylan Campbell, and Stephen Gould. “Spatially conditioned graphs for detecting human-object interactions”. In: *CVPR*. 2021, pp. 13319–13327.
- [50] P. C. Avelar et al. “Superpixel Image Classification with Graph Attention Networks”. In: *2020 33rd SIBGRAPI Conference on Graphics, Patterns and Images (SIBGRAPI)*. Los Alamitos, CA, USA: IEEE Computer Society, 2020, pp. 203–209. DOI: 10.1109/SIBGRAPI51738.2020.00035. URL: <https://doi.ieeecomputersociety.org/10.1109/SIBGRAPI51738.2020.00035>.
- [51] Yi Lu et al. “Graph-FCN for Image Semantic Segmentation”. In: *Advances in Neural Networks – ISNN 2019*. Ed. by Huchuan Lu, Huajin Tang, and Zhanshan Wang. Cham: Springer International Publishing, 2019, pp. 97–105. ISBN: 978-3-030-22796-8. URL: [https://link.springer.com/chapter/10.1007/978-3-030-22796-8\\_11](https://link.springer.com/chapter/10.1007/978-3-030-22796-8_11).
- [52] Jiwon Kim, Jung Kwon Lee, and Kyoung Mu Lee. “Deeply-Recursive Convolutional Network for Image Super-Resolution”. In: *Proceedings of the IEEE Conference on Computer Vision and Pattern Recognition (CVPR)*. 2016. URL: [https://openaccess.thecvf.com/content\\_cvpr\\_2016/html/Kim\\_Deeply-Recursive\\_Convolutional\\_Network\\_CVPR\\_2016\\_paper.html](https://openaccess.thecvf.com/content_cvpr_2016/html/Kim_Deeply-Recursive_Convolutional_Network_CVPR_2016_paper.html).
- [53] Radhakrishna Achanta et al. “SLIC Superpixels Compared to State-of-the-Art Superpixel Methods”. In: *IEEE Transactions on Pattern Analysis and Machine Intelligence* 34.11 (2012), pp. 2274–2282. DOI: 10.1109/TPAMI.2012.120.

- [54] Hao Zeng et al. “Semi-supervised hyperspectral image classification with graph clustering convolutional networks”. In: *arXiv preprint arXiv:2012.10932* (2020).
- [55] Sheng Wan et al. “Multiscale dynamic graph convolutional network for hyperspectral image classification”. In: *IEEE Transactions on Geoscience and Remote Sensing* 58.5 (2019), pp. 3162–3177.
- [56] Jonathan Long, Evan Shelhamer, and Trevor Darrell. “Fully Convolutional Networks for Semantic Segmentation”. In: *Proceedings of the IEEE Conference on Computer Vision and Pattern Recognition (CVPR)*. 2015. URL: [https://openaccess.thecvf.com/content\\_cvpr\\_2015/html/Long\\_Fully\\_Convolutional\\_Networks\\_2015\\_CVPR\\_paper.html](https://openaccess.thecvf.com/content_cvpr_2015/html/Long_Fully_Convolutional_Networks_2015_CVPR_paper.html).
- [57] Karen Simonyan and Andrew Zisserman. “Very Deep Convolutional Networks for Large-Scale Image Recognition”. In: *3rd International Conference on Learning Representations, ICLR 2015, San Diego, CA, USA, May 7-9, 2015, Conference Track Proceedings*. Ed. by Yoshua Bengio and Yann LeCun. 2015. URL: <http://arxiv.org/abs/1409.1556>.
- [58] Boris Knyazev et al. “Image Classification with Hierarchical Multigraph Networks”. In: *British Machine Vision Conference (BMVC)*. 2019.
- [59] Petar Veličković et al. “Graph Attention Networks”. In: *International Conference on Learning Representations*. 2018. URL: <https://openreview.net/forum?id=rJXMpikCZ>.
- [60] Diego Valsesia, Giulia Fracastoro, and Enrico Magli. “Deep Graph-Convolutional Image Denoising”. In: *CoRR*. 2019. arXiv: 1907.08448 [eess.IV].
- [61] Xavier Bresson and Thomas Laurent. “Residual Gated Graph ConvNets”. In: vol. 1711.07553. 2017. arXiv: 1711.07553. URL: <http://arxiv.org/abs/1711.07553>.
- [62] Ali Furkan Biten et al. “Scene Text Visual Question Answering”. In: *Proceedings of the IEEE/CVF International Conference on Computer Vision (ICCV)*. 2019. URL: [https://openaccess.thecvf.com/content\\_ICCV\\_2019/html/Biten\\_Scene\\_Text\\_Visual\\_Question\\_Answering\\_ICCV\\_2019\\_paper.html](https://openaccess.thecvf.com/content_ICCV_2019/html/Biten_Scene_Text_Visual_Question_Answering_ICCV_2019_paper.html).
- [63] Amanpreet Singh et al. “Towards VQA Models That Can Read”. In: *Proceedings of the IEEE/CVF Conference on Computer Vision and Pattern Recognition (CVPR)*. 2019. URL: [https://openaccess.thecvf.com/content\\_CVPR\\_2019/html/Singh\\_Towards\\_VQA\\_Models\\_That\\_Can\\_Read\\_CVPR\\_2019\\_paper.html](https://openaccess.thecvf.com/content_CVPR_2019/html/Singh_Towards_VQA_Models_That_Can_Read_CVPR_2019_paper.html).
- [64] Chunxiao Liu et al. “Graph Structured Network for Image-Text Matching”. In: *IEEE/CVF Conference on Computer Vision and Pattern Recognition (CVPR)*. 2020.
- [65] Oytun Ulutan, A S M Iftekhar, and B. S. Manjunath. “VSGNet: Spatial Attention Network for Detecting Human Object Interactions Using Graph Convolutions”. In: *Proceedings of the IEEE/CVF Conference on Computer Vision and Pattern Recognition (CVPR)*. 2020. URL: [https://openaccess.thecvf.com/content\\_CVPR\\_2020/html/Ulutan\\_VSGNet\\_Spatial\\_Attention\\_Network\\_for\\_Detecting\\_Human\\_Object\\_Interactions\\_Using\\_CVPR\\_2020\\_paper.html](https://openaccess.thecvf.com/content_CVPR_2020/html/Ulutan_VSGNet_Spatial_Attention_Network_for_Detecting_Human_Object_Interactions_Using_CVPR_2020_paper.html).
- [66] Chen Gao et al. “DRG: Dual Relation Graph for Human-Object Interaction Detection”. In: *Computer Vision – ECCV 2020*. Ed. by Andrea Vedaldi et al. Cham: Springer International Publishing, 2020, pp. 696–712. ISBN: 978-3-030-58610-2.
- [67] Penghao Zhou and Mingmin Chi. “Relation Parsing Neural Network for Human-Object Interaction Detection”. In: *Proceedings of the IEEE/CVF International Conference on Computer Vision (ICCV)*. 2019. URL: [https://openaccess.thecvf.com/content\\_ICCV\\_2019/html/Zhou\\_Relation\\_Parsing\\_Neural\\_Network\\_for\\_Human-Object\\_Interaction\\_Detection\\_ICCV\\_2019\\_paper.html](https://openaccess.thecvf.com/content_ICCV_2019/html/Zhou_Relation_Parsing_Neural_Network_for_Human-Object_Interaction_Detection_ICCV_2019_paper.html).

- [68] Difei Gao et al. “Multi-Modal Graph Neural Network for Joint Reasoning on Vision and Scene Text”. In: *Proceedings of the IEEE/CVF Conference on Computer Vision and Pattern Recognition (CVPR)*. 2020. URL: [https://openaccess.thecvf.com/content\\_CVPR\\_2020/html/Gao\\_Multi-Modal\\_Graph\\_Neural\\_Network\\_for\\_Joint\\_Reasoning\\_on\\_Vision\\_and\\_CVPR\\_2020\\_paper.html](https://openaccess.thecvf.com/content_CVPR_2020/html/Gao_Multi-Modal_Graph_Neural_Network_for_Joint_Reasoning_on_Vision_and_CVPR_2020_paper.html).
- [69] Shaoqing Ren et al. “Faster R-CNN: Towards Real-Time Object Detection with Region Proposal Networks”. en. In: *IEEE Trans Pattern Anal Mach Intell* 39.6 (June 2016), pp. 1137–1149.
- [70] Tianyi Wu et al. “GINet: Graph Interaction Network for Scene Parsing”. In: *Computer Vision – ECCV 2020*. Ed. by Andrea Vedaldi et al. Cham: Springer International Publishing, 2020, pp. 34–51. ISBN: 978-3-030-58520-4.
- [71] Lingfei Wu et al. “Graph Neural Networks for Natural Language Processing: A Survey”. In: *CoRR*. 2021. arXiv: 2106.06090 [cs.CL].
- [72] Ashish Vaswani et al. “Attention is All you Need”. In: *Advances in Neural Information Processing Systems*. Ed. by I. Guyon et al. Vol. 30. Curran Associates, Inc., 2017. URL: <https://proceedings.neurips.cc/paper/2017/file/3f5ee243547dee91fbd053c1c4a845aa-Paper.pdf>.
- [73] Irene Li et al. “Heterogeneous Graph Neural Networks for Multi-label Text Classification”. In: *arXiv:2103.14620 [cs]* (Mar. 2021). arXiv: 2103.14620. URL: <http://arxiv.org/abs/2103.14620> (visited on 11/29/2021).
- [74] Lianzhe Huang et al. “Text Level Graph Neural Network for Text Classification”. In: *Proceedings of the 2019 Conference on Empirical Methods in Natural Language Processing and the 9th International Joint Conference on Natural Language Processing (EMNLP-IJCNLP)*. Hong Kong, China: Association for Computational Linguistics, Nov. 2019, pp. 3444–3450. DOI: 10.18653/v1/D19-1345. URL: <https://aclanthology.org/D19-1345>.
- [75] Yufeng Zhang et al. “Every Document Owns Its Structure: Inductive Text Classification via Graph Neural Networks”. In: (2020). arXiv: 2004.13826 [cs.CL].
- [76] Jiaxin Pan, Min Peng, and Yiyan Zhang. “Mention-centered Graph Neural Network for Document-level Relation Extraction”. In: *CoRR*. 2021. arXiv: 2103.08200 [cs.CL].
- [77] Hao Zhu et al. “Graph Neural Networks with Generated Parameters for Relation Extraction”. In: *arXiv:1902.00756 [cs]* (Feb. 2019). arXiv: 1902.00756. URL: <http://arxiv.org/abs/1902.00756> (visited on 11/29/2021).
- [78] Zhijiang Guo, Yan Zhang, and Wei Lu. “Attention Guided Graph Convolutional Networks for Relation Extraction”. In: *Proceedings of the 57th Annual Meeting of the Association for Computational Linguistics*. Florence, Italy: Association for Computational Linguistics, July 2019, pp. 241–251. DOI: 10.18653/v1/P19-1024. URL: <https://aclanthology.org/P19-1024>.
- [79] Shuang Zeng et al. “Double Graph Based Reasoning for Document-level Relation Extraction”. In: *Proceedings of the 2020 Conference on Empirical Methods in Natural Language Processing (EMNLP)*. Online: Association for Computational Linguistics, Nov. 2020, pp. 1630–1640. DOI: 10.18653/v1/2020.emnlp-main.127. URL: <https://aclanthology.org/2020.emnlp-main.127>.
- [80] Xiao Chen et al. “Aspect Sentiment Classification with Document-level Sentiment Preference Modeling”. In: *Proceedings of the 58th Annual Meeting of the Association for Computational Linguistics*. Online: Association for Computational Linguistics, July 2020, pp. 3667–3677. DOI: 10.18653/v1/2020.acl-main.338. URL: <https://aclanthology.org/2020.acl-main.338>.

- [81] Chen Zhang, Qiuchi Li, and Dawei Song. “Aspect-based Sentiment Classification with Aspect-specific Graph Convolutional Networks”. In: *Proceedings of the 2019 Conference on Empirical Methods in Natural Language Processing and the 9th International Joint Conference on Natural Language Processing (EMNLP-IJCNLP)*. Hong Kong, China: Association for Computational Linguistics, Nov. 2019, pp. 4568–4578. DOI: 10.18653/v1/D19-1464. URL: <https://aclanthology.org/D19-1464>.
- [82] Mi Zhang and Tiejun Qian. “Convolution over Hierarchical Syntactic and Lexical Graphs for Aspect Level Sentiment Analysis”. In: *Proceedings of the 2020 Conference on Empirical Methods in Natural Language Processing (EMNLP)*. Online: Association for Computational Linguistics, Nov. 2020, pp. 3540–3549. DOI: 10.18653/v1/2020.emnlp-main.286. URL: <https://aclanthology.org/2020.emnlp-main.286>.
- [83] Amir Pouran Ben Veyseh et al. “Improving Aspect-based Sentiment Analysis with Gated Graph Convolutional Networks and Syntax-based Regulation”. In: *Findings of the Association for Computational Linguistics: EMNLP 2020*. Online: Association for Computational Linguistics, Nov. 2020, pp. 4543–4548. DOI: 10.18653/v1/2020.findings-emnlp.407. URL: <https://aclanthology.org/2020.findings-emnlp.407>.
- [84] Jonathan Shlomi, Peter Battaglia, and Jean-Roch Vlimant. “Graph neural networks in particle physics”. In: *Machine Learning: Science and Technology* 2.2 (2021), p. 021001. ISSN: 2632-2153. DOI: 10.1088/2632-2153/abbf9a. URL: <http://dx.doi.org/10.1088/2632-2153/abbf9a>.
- [85] Isaac Henrion et al. “Neural Message Passing for Jet Physics”. In: *Deep Learning for Physical Sciences Workshop at the 31st Conference on Neural Information Processing Systems (NeurIPS)*. 2017.
- [86] Shah Rukh Qasim et al. “Learning representations of irregular particle-detector geometry with distance-weighted graph networks”. In: *The European Physical Journal C* 79.7 (2019). ISSN: 1434-6052. DOI: 10.1140/epjc/s10052-019-7113-9. URL: <http://dx.doi.org/10.1140/epjc/s10052-019-7113-9>.
- [87] V. Mikuni and F. Canelli. “ABCNet: an attention-based method for particle tagging”. In: *The European Physical Journal Plus* 135 (June 2020). DOI: 10.1140/epjp/s13360-020-00497-3.
- [88] Xiangyang Ju et al. “Graph Neural Networks for Particle Reconstruction in High Energy Physics detectors”. In: *CoRR*. 2020. arXiv: 2003.11603 [physics.ins-det].
- [89] Khemraj Shukla et al. “Scalable algorithms for physics-informed neural and graph networks”. In: *Data-Centric Engineering* 3 (2022), e24.
- [90] Sungyong Seo and Yan Liu. “Differentiable Physics-informed Graph Networks”. In: *CoRR*. 2019. arXiv: 1902.02950 [cs.LG].
- [91] Wenting Li and Deepjyoti Deka. “Physics Based GNNs for Locating Faults in Power Grids”. In: *CoRR*. 2021. arXiv: 2107.02275 [cs.LG].
- [92] Peter W. Battaglia et al. “Relational inductive biases, deep learning, and graph networks”. In: *CoRR*. 2018. arXiv: 1806.01261 [cs.LG].
- [93] Petar Veličković et al. “Neural Execution of Graph Algorithms”. In: *International Conference on Learning Representations*. 2020. URL: <https://openreview.net/forum?id=SkqK00EtvS>.
- [94] Martin J. A. Schuetz, J. Kyle Brubaker, and Helmut G. Katzgraber. “Combinatorial optimization with physics-inspired graph neural networks”. In: *Nature Machine Intelligence* 4.4 (2022), pp. 367–377. ISSN: 2522-5839. DOI: 10.1038/s42256-022-00468-6. URL: <https://doi.org/10.1038/s42256-022-00468-6>.



- [95] Azalia Mirhoseini et al. "A graph placement methodology for fast chip design". In: *Nature* 594.7862 (2021), pp. 207–212. ISSN: 1476-4687. DOI: 10.1038/s41586-021-03544-w. URL: <https://doi.org/10.1038/s41586-021-03544-w>.
- [96] Johannes Gasteiger, Janek Groß, and Stephan Günnemann. "Directional Message Passing for Molecular Graphs". In: *International Conference on Learning Representations*. 2020. URL: <https://openreview.net/forum?id=B1eWbxStPH>.
- [97] Peter Bjørn Jørgensen, Karsten Wedel Jacobsen, and Mikkel N. Schmidt. "Neural Message Passing with Edge Updates for Predicting Properties of Molecules and Materials". In: (2018). arXiv: 1806.03146 [stat.ML].
- [98] Johannes Gasteiger, Chandan Yeshwanth, and Stephan Günnemann. "Directional Message Passing on Molecular Graphs via Synthetic Coordinates". In: *Advances in Neural Information Processing Systems*. Ed. by M. Ranzato et al. Vol. 34. Curran Associates, Inc., 2021, pp. 15421–15433. URL: <https://proceedings.neurips.cc/paper/2021/file/82489c9737cc245530c7a6ebef3753ec-Paper.pdf>.
- [99] Meng Liu et al. "Fast Quantum Property Prediction via Deeper 2D and 3D Graph Networks". In: *CoRR*. 2021. arXiv: 2106.08551 [cs.LG].
- [100] Peter C. St. John et al. "Prediction of organic homolytic bond dissociation enthalpies at near chemical accuracy with sub-second computational cost". In: *Nature Communications* 11.1 (2020), p. 2328. ISSN: 2041-1723. DOI: 10.1038/s41467-020-16201-z. URL: <https://doi.org/10.1038/s41467-020-16201-z>.
- [101] Lagnajit Pattanaik et al. "Message Passing Networks for Molecules with Tetrahedral Chirality". In: *CoRR*. 2020. arXiv: 2012.00094 [q-bio.QM].
- [102] Matthias Fey, Jan-Gin Yuen, and Frank Weichert. "Hierarchical Inter-Message Passing for Learning on Molecular Graphs". In: *CoRR*. 2020. arXiv: 2006.12179 [cs.LG].
- [103] E.J. Ariëns. "Chirality in bioactive agents and its pitfalls". In: *Trends in Pharmacological Sciences* 7 (1986), pp. 200–205. ISSN: 0165-6147. DOI: [https://doi.org/10.1016/0165-6147\(86\)90313-5](https://doi.org/10.1016/0165-6147(86)90313-5). URL: <https://www.sciencedirect.com/science/article/pii/0165614786903135>.
- [104] Yanfei Guan et al. "Regio-selectivity prediction with a machine-learned reaction representation and on-the-fly quantum mechanical descriptors". In: *Chem. Sci.* 12 (6 2021), pp. 2198–2208. DOI: 10.1039/D0SC04823B. URL: <http://dx.doi.org/10.1039/D0SC04823B>.
- [105] Connor W. Coley et al. "A graph-convolutional neural network model for the prediction of chemical reactivity". In: *Chem. Sci.* 10 (2 2019), pp. 370–377. DOI: 10.1039/C8SC04228D. URL: <http://dx.doi.org/10.1039/C8SC04228D>.
- [106] Thomas J. Struble, Connor W. Coley, and Klavs F. Jensen. "Multitask prediction of site selectivity in aromatic C–H functionalization reactions". In: *React. Chem. Eng.* 5 (5 2020), pp. 896–902. DOI: 10.1039/D0RE00071J. URL: <http://dx.doi.org/10.1039/D0RE00071J>.
- [107] Thijs Stuyver and Connor W. Coley. "Quantum chemistry-augmented neural networks for reactivity prediction: Performance, generalizability, and explainability". en. In: *J Chem Phys* 156.8 (Feb. 2022), p. 084104. URL: <https://pubmed.ncbi.nlm.nih.gov/35232175/>.
- [108] Jonathan M. Stokes et al. "A Deep Learning Approach to Antibiotic Discovery". In: *Cell* 180.4 (2020), 688–702.e13. ISSN: 0092-8674. DOI: <https://doi.org/10.1016/j.cell.2020.01.021>. URL: <https://www.sciencedirect.com/science/article/pii/S0092867420301021>.
- [109] Tianfan Fu et al. "Differentiable Scaffolding Tree for Molecule Optimization". In: *International Conference on Learning Representations*. 2022. URL: [https://openreview.net/forum?id=w\\_drCosT76](https://openreview.net/forum?id=w_drCosT76).

- [110] Rocío Mercado et al. “Graph networks for molecular design”. In: *Machine Learning: Science and Technology* 2.2 (2021), p. 025023. DOI: 10.1088/2632-2153/abcf91. URL: <https://doi.org/10.1088/2632-2153/abcf91>.
- [111] Wen Torng and Russ B. Altman. “Graph Convolutional Neural Networks for Predicting Drug-Target Interactions”. In: *Journal of Chemical Information and Modeling* 59.10 (2019). PMID: 31580672, pp. 4131–4149. DOI: 10.1021/acs.jcim.9b00628. eprint: <https://doi.org/10.1021/acs.jcim.9b00628>. URL: <https://doi.org/10.1021/acs.jcim.9b00628>.
- [112] Seokhyun Moon et al. “PIGNet: a physics-informed deep learning model toward generalized drug–target interaction predictions”. In: *Chemical Science* 13 (13 2022), pp. 3661–3673. DOI: 10.1039/D1SC06946B. URL: <http://dx.doi.org/10.1039/D1SC06946B>.
- [113] P. Gainza et al. “Deciphering interaction fingerprints from protein molecular surfaces using geometric deep learning”. In: *Nature Methods* 17.2 (2020), pp. 184–192. ISSN: 1548-7105. DOI: 10.1038/s41592-019-0666-6. URL: <https://doi.org/10.1038/s41592-019-0666-6>.
- [114] Michel F Sanner, Arthur J Olson, and Jean-Claude Spehner. “Reduced surface: an efficient way to compute molecular surfaces”. In: *Biopolymers* 38.3 (1996), pp. 305–320.
- [115] Freyr Sverrisson et al. “Fast End-to-End Learning on Protein Surfaces”. In: *Proceedings of the IEEE/CVF Conference on Computer Vision and Pattern Recognition (CVPR)*. 2021, pp. 15272–15281. URL: [https://openaccess.thecvf.com/content/CVPR2021/html/Sverrisson\\_Fast\\_End-to-End\\_Learning\\_on\\_Protein\\_Surfaces\\_CVPR\\_2021\\_paper.html](https://openaccess.thecvf.com/content/CVPR2021/html/Sverrisson_Fast_End-to-End_Learning_on_Protein_Surfaces_CVPR_2021_paper.html).
- [116] Yifan Feng et al. “Hypergraph Neural Networks”. In: *Proceedings of the AAAI Conference on Artificial Intelligence* 33 (2019), pp. 3558–3565. DOI: 10.1609/aaai.v33i01.33013558.
- [117] Balasubramaniam Srinivasan, Da Zheng, and George Karypis. “Learning over Families of Sets - Hypergraph Representation Learning for Higher Order Tasks”. In: *Proceedings of the 2021 SIAM International Conference on Data Mining (SDM)*, pp. 756–764. DOI: 10.1137/1.9781611976700.85. eprint: <https://epubs.siam.org/doi/pdf/10.1137/1.9781611976700.85>. URL: <https://epubs.siam.org/doi/abs/10.1137/1.9781611976700.85>.
- [118] Jaehyeong Jo et al. “Edge Representation Learning with Hypergraphs”. In: *Advances in Neural Information Processing Systems*. Ed. by M. Ranzato et al. Vol. 34. Curran Associates, Inc., 2021, pp. 7534–7546. URL: <https://proceedings.neurips.cc/paper/2021/file/3def184ad8f4755ff269862ea77393dd-Paper.pdf>.
- [119] Chuxu Zhang et al. “Heterogeneous Graph Neural Network”. In: *Proceedings of the 25th ACM SIGKDD International Conference on Knowledge Discovery & Data Mining*. KDD ’19. Anchorage, AK, USA: Association for Computing Machinery, 2019, 793–803. ISBN: 9781450362016. DOI: 10.1145/3292500.3330961. URL: <https://doi.org/10.1145/3292500.3330961>.
- [120] Payal Chandak, Kexin Huang, and Marinka Zitnik. “Building a Knowledge Graph to Enable Precision Medicine”. In: *bioRxiv* (2022). DOI: 10.1101/2022.05.01.489928. eprint: <https://www.biorxiv.org/content/early/2022/05/09/2022.05.01.489928.full.pdf>. URL: <https://www.biorxiv.org/content/early/2022/05/09/2022.05.01.489928>.
- [121] Seunghyun Lee and Byung Cheol Song. “Graph-based Knowledge Distillation by Multi-head Attention Network”. In: *Proceedings of the British Machine Vision Conference (BMVC)*. Ed. by Kirill Sidorov and Yulia Hicks. BMVA Press, 2019, pp. 162.1–162.12. DOI: 10.5244/C.33.162. URL: <https://dx.doi.org/10.5244/C.33.162>.

- [122] Sheng Zhou et al. “Distilling Holistic Knowledge With Graph Neural Networks”. In: *Proceedings of the IEEE/CVF International Conference on Computer Vision (ICCV)*. 2021, pp. 10387–10396. URL: [https://openaccess.thecvf.com/content/ICCV2021/html/Zhou\\_Distilling\\_Holistic\\_Knowledge\\_With\\_Graph\\_Neural\\_Networks\\_ICCV\\_2021\\_paper.html](https://openaccess.thecvf.com/content/ICCV2021/html/Zhou_Distilling_Holistic_Knowledge_With_Graph_Neural_Networks_ICCV_2021_paper.html).
- [123] Liyuan Sun et al. “Collaborative Teacher-Student Learning via Multiple Knowledge Transfer”. In: *CoRR*. 2021. arXiv: 2101.08471 [cs.LG].
- [124] Wonpyo Park et al. “Relational Knowledge Distillation”. In: *Proceedings of the IEEE/CVF Conference on Computer Vision and Pattern Recognition (CVPR)*. 2019. URL: [https://openaccess.thecvf.com/content\\_CVPR\\_2019/html/Park\\_Relational\\_Knowledge\\_Distillation\\_CVPR\\_2019\\_paper.html](https://openaccess.thecvf.com/content_CVPR_2019/html/Park_Relational_Knowledge_Distillation_CVPR_2019_paper.html).
- [125] Yufan Liu et al. “Knowledge Distillation via Instance Relationship Graph”. In: *Proceedings of the IEEE/CVF Conference on Computer Vision and Pattern Recognition (CVPR)*. 2019. URL: [https://openaccess.thecvf.com/content\\_CVPR\\_2019/html/Liu\\_Knowledge\\_Distillation\\_via\\_Instance\\_Relationship\\_Graph\\_CVPR\\_2019\\_paper.html](https://openaccess.thecvf.com/content_CVPR_2019/html/Liu_Knowledge_Distillation_via_Instance_Relationship_Graph_CVPR_2019_paper.html).
- [126] Jianzhu Ma et al. “Using deep learning to model the hierarchical structure and function of a cell”. In: *Nature Methods* 15.4 (2018), pp. 290–298. ISSN: 1548-7105. DOI: 10.1038/nmeth.4627. URL: <https://doi.org/10.1038/nmeth.4627>.
- [127] Vadim Borisov et al. “Deep Neural Networks and Tabular Data: A Survey”. In: *ArXiv abs/2110.01889* (2021).
- [128] Dejun Jiang et al. “Could graph neural networks learn better molecular representation for drug discovery? A comparison study of descriptor-based and graph-based models”. In: *Journal of Cheminformatics* 13.1 (2021), p. 12. ISSN: 1758-2946. DOI: 10.1186/s13321-020-00479-8. URL: <https://doi.org/10.1186/s13321-020-00479-8>.
- [129] David N. Nicholson and Casey S. Greene. “Constructing knowledge graphs and their biomedical applications”. In: *Computational and Structural Biotechnology Journal* 18 (2020), pp. 1414–1428. ISSN: 2001-0370. DOI: <https://doi.org/10.1016/j.csbj.2020.05.017>. URL: <https://www.sciencedirect.com/science/article/pii/S2001037020302804>.
- [130] Jongmin Kim et al. “Edge-Labeling Graph Neural Network for Few-Shot Learning”. In: *Proceedings of the IEEE/CVF Conference on Computer Vision and Pattern Recognition (CVPR)*. 2019.
- [131] Muhan Zhang and Yixin Chen. “Link Prediction Based on Graph Neural Networks”. In: *Advances in Neural Information Processing Systems*. Ed. by S. Bengio et al. Vol. 31. Curran Associates, Inc., 2018. URL: <https://proceedings.neurips.cc/paper/2018/file/53f0d7c537d99b3824f0f99d62ea2428-Paper.pdf>.
- [132] Dominique Beani et al. “Directional Graph Networks”. In: *Proceedings of the 38th International Conference on Machine Learning*. Ed. by Marina Meila and Tong Zhang. Vol. 139. Proceedings of Machine Learning Research. PMLR, 2021, pp. 748–758. URL: <https://proceedings.mlr.press/v139/beani21a.html>.
- [133] Cristian Bodnar et al. “Weisfeiler and Lehman Go Cellular: CW Networks”. In: *Thirty-Fifth Conference on Neural Information Processing Systems*. 2021. URL: <https://openreview.net/forum?id=uVPZCMVtsSG>.
- [134] Emily Alsentzer et al. “Subgraph neural networks”. In: *Advances in Neural Information Processing Systems* (2020).

- [135] Oriol Vinyals, Samy Bengio, and Manjunath Kudlur. “Order matters: Sequence to sequence for sets”. In: *International Conference on Learning Representations (ICLR)*. 2016. URL: <http://arxiv.org/abs/1511.06391>.
- [136] Gabriele Corso et al. “Principal Neighbourhood Aggregation for Graph Nets”. In: *Advances in Neural Information Processing Systems*. Ed. by H. Larochelle et al. Vol. 33. Curran Associates, Inc., 2020, pp. 13260–13271. URL: <https://proceedings.neurips.cc/paper/2020/file/99cad265a1768cc2dd013f0e740300ae-Paper.pdf>.
- [137] Michaël Defferrard, Xavier Bresson, and Pierre Vandergheynst. “Convolutional Neural Networks on Graphs with Fast Localized Spectral Filtering”. In: *Advances in Neural Information Processing Systems*. Ed. by D. Lee et al. Vol. 29. Curran Associates, Inc., 2016. URL: <https://proceedings.neurips.cc/paper/2016/file/04df4d434d481c5bb723be1b6df1ee65-Paper.pdf>.
- [138] Felix Wu et al. “Simplifying Graph Convolutional Networks”. In: *Proceedings of the 36th International Conference on Machine Learning*. Ed. by Kamalika Chaudhuri and Ruslan Salakhutdinov. Vol. 97. Proceedings of Machine Learning Research. PMLR, 2019, pp. 6861–6871. URL: <https://proceedings.mlr.press/v97/wu19e.html>.
- [139] Ron Levie et al. “CayleyNets: Graph Convolutional Neural Networks With Complex Rational Spectral Filters”. In: *IEEE Transactions on Signal Processing* 67.1 (2019), pp. 97–109. DOI: 10.1109/TSP.2018.2879624. URL: <https://ieeexplore.ieee.org/document/8521593>.
- [140] Petar Veličković et al. “Graph Attention Networks”. In: *International Conference on Learning Representations*. 2018. URL: <https://openreview.net/forum?id=rJXMpikCZ>.
- [141] Devin Kreuzer et al. “Rethinking Graph Transformers with Spectral Attention”. In: *Advances in Neural Information Processing Systems*. Ed. by A. Beygelzimer et al. 2021. URL: <https://openreview.net/forum?id=huAdB-Tj4yG>.
- [142] Chengxuan Ying et al. “Do Transformers Really Perform Badly for Graph Representation?” In: *Advances in Neural Information Processing Systems*. Ed. by A. Beygelzimer et al. 2021. URL: <https://openreview.net/forum?id=0eWoo0xFwDa>.
- [143] Danfeng Hong et al. “Graph Convolutional Networks for Hyperspectral Image Classification”. In: *IEEE Transactions on Geoscience and Remote Sensing* 59.7 (2021), pp. 5966–5978. DOI: 10.1109/TGRS.2020.3015157.
- [144] Yi Lu et al. “Graph-FCN for image semantic segmentation”. In: (2020). arXiv: 2001.00335 [cs.CV].
- [145] Liang Yao, Chengsheng Mao, and Yuan Luo. “Graph Convolutional Networks for Text Classification”. In: *Proceedings of the Thirty-Third AAAI Conference on Artificial Intelligence and Thirty-First Innovative Applications of Artificial Intelligence Conference and Ninth AAAI Symposium on Educational Advances in Artificial Intelligence*. AAAI’19/IAAI’19/EAAI’19. Honolulu, Hawaii, USA: AAAI Press, 2019. ISBN: 978-1-57735-809-1. DOI: 10.1609/aaai.v33i01.33017370. URL: <https://doi.org/10.1609/aaai.v33i01.33017370>.

# Supplementary Note 1: Overview of Graph Neural Networks

Graph representation learning has been at the center of an accelerating research area due to the prominence of the so-called graph neural network (GNN) models. GNNs have become very popular, mainly because of their wide applicability and their flexible framework to define simple or more complex information propagation processes. In most applications, however, the graph learning models require predefined graphs to apply diffusion operators to them.

## Graphs and Attributes

In the standard formulation of learning methods on graphs, we let a graph  $\mathcal{G}$  be defined as a tuple of two sets, a set of nodes  $V$  and a set of edges  $\mathcal{E}$  :  $\mathcal{G} = (V, \mathcal{E})$ . Edges correspond to the interactions that nodes share with each other and, thus, we consider them *adjacent*:  $\mathcal{E} = \{(u_i, u_j) | u_i \in V, u_j \in V, \text{ there is an edge from } u_i \text{ to } u_j\}$ . In order to encode the adjacency property, various matrices are suggested depending on the model and the task. Most popular ones are the *adjacency matrix*  $\mathbf{A} \in \{0, 1\}^{n \times n}$ , where  $\mathbf{A}_{ij} = 1$  if and only if  $(i, j) \in \mathcal{E}$ , the *Laplacian matrix*  $\mathbf{L} = \mathbf{D} - \mathbf{A}$ , where  $\mathbf{D} = \text{Diag}(\mathbf{A}\mathbf{1}_n)$ , is the *degree matrix*, as well as variants of them.

Graph learning consists of extracting knowledge from a graph or its components. For this knowledge extraction, we need to model explicitly the contextual information that the nodes, the edges, or the whole graph can carry. For example, in a molecular network, the nodes and the edges might carry information about the atom type and the bond type respectively [3]. In order to encode the context, the *attribute matrices* are being defined:  $\mathbf{X}_v \in \mathbb{R}^{n \times l_v}$  and  $\mathbf{X}_e \in \mathbb{R}^{m \times l_e}$  for the information over the nodes and the edges respectively.

## Tasks and Representation Levels

In graph learning tasks, the main objective is the label prediction of either nodes, edges, or a whole graph. This creates a categorization among the models and tasks based on the label type:

- *Node-level representations*: Node representations ( $\mathbf{H} \in \mathbb{R}^{n \times d_v}$ ) are needed when the objective is a node-level prediction task, such as node classification and node regression [9, 39]. Given a subset of labeled nodes, the model makes predictions for unlabeled nodes in the graph.
- *Edge-level representations*: The domain of edge-level representations spans  $V^2$ , that describes the possible pairs among graph nodes ( $\mathbf{H} \in \mathbb{R}^{m \times d_e}$ ). Edge classification [130] and link prediction [131] are two tasks that edge-level representations that are often utilized.
- *Graph-level representations*: Here, a single representation describes a graph ( $\mathbf{H} \in \mathbb{R}^{d_g}$ ). Such a representation is required for graph-level tasks, such as graph classification [38, 132] and graph regression [4, 133], where the goal is the prediction of a graph label.
- *Substructure-level representations*: A graph substructure or *subgraph* can be defined as a tuple  $(V_s, \mathcal{E}_s)$ , where  $V_s \subseteq V$  and  $\mathcal{E}_s = \{(u_i, u_j) | u_i \in V_s, u_j \in V_s, (u_i, u_j) \in \mathcal{E}\}$ . Similarly, we can define classification and regression tasks upon the nodes or the edges of subgraphs [134]. Node-, edge- and graph-level representations can be seen as instances of substructure-level representations.

## Graph Neural Architectures

Graph neural networks can be specified based on spectral forms, recurrent neural schemes, and neural message-passing strategies. At the heart of GNNs is the concept of *neural message-passing* [4]. That is

the process of propagating information between a node and its neighborhood in a differentiable manner. Assigning a parameterization over the node attributes and using the information propagation model, we learn node representations using gradient-based optimization. Depending on the user-end task, the learned node representations can then be transformed into an appropriate form.

Despite the wide variety of models, a GNN layer is characterized by the following three computational steps: 1) First, *neighborhood aggregation* is a differentiable function responsible for generating a representation for a node's neighborhood:

$$h_u^{\text{agg}} = \mathbf{Agg}(\{h_v | v \in \mathcal{N}_u\}), \quad (5)$$

where  $\mathcal{N}_u$  is the neighborhood of node  $u$ . Although  $\mathcal{N}_u$  can be defined in many ways, in most GNN architectures [8, 9], it corresponds to the nodes that are adjacent to the examined node (i.e., the 1-hop neighborhood). The choice of the aggregation function yields very different architectures and can be classified into two categories, the convolutional and the message-passing models, as discussed in Box 2. 2) Second, *node representation* is a differentiable function that learns node representations by combining the current state of the nodes with the aggregated representation of their neighborhoods:

$$h'_u = \mathbf{Update}(h_u, h_u^{\text{agg}}). \quad (6)$$

3) Finally, *representation transformation* denotes the application of a parametric or non-parametric function that transforms the learned node representations into final embeddings that correspond to the target prediction labels as:

$$h_{\text{out}} = \mathbf{Transform}(\{h'_u | u \in V\}). \quad (7)$$

Specifically, for edge-level tasks, such as link prediction and edge labeling, non-parametric operators have been used (e.g. concatenation, summation, or averaging of the embeddings of node pairs [130, 131]). For graph-level tasks, a parametric or non-parametric function that mixes node representations is referred to as **Readout**. Examples of the **Readout** functions include summation (e.g. in graph isomorphism networks [38]) and a Set2Set function [135] (e.g. in principal neighborhood aggregation [136]).

**Box 2: Types of graph neural architectures** The choice of the **Agg** function is crucial for a graph neural network, as it defines the way that neighborhood information is processed. Based on this choice, we meet two large model categories.

**Graph convolutions.** The first category is based on the connection of propagation models with graph signal processing [137]. In particular, assuming a filter  $g \in \mathbb{R}^n$  that expresses the behavior of graph nodes, the information propagation can be expressed through a graph convolution:  $x * g = UgU^T x$ . The matrix  $U \in \mathbb{R}^{n \times n}$  is the set of eigenvectors of the Laplacian matrix  $L$  expressed as a transformed graph adjacency information. Simplifying the graph convolution into an aggregation scheme, we obtain the following:

$$\mathbf{Agg}(\{h_v | v \in \mathcal{N}_u\}) = \phi(\{\Theta_{uv}\psi(x_v) | v \in \mathcal{N}_u\}), \quad (8)$$

where  $\psi$  is a learnable function such as a multilayer perceptron (MLP) and  $\phi$  is an aggregation operator, depending on the choice of filter  $g$ . For example, in both GCN [9] and SGC [138] models,  $\psi$  is the identity function,  $\Theta_{uv} = 1 \forall (u, v) \in \mathcal{E}$  and the  $\phi$  is the average function. Other typical examples of this category are the Chebnet [137] and the CaleyNet [139] models, where the choices of  $\Theta$ ,  $\phi$ , and  $\psi$  are functions of the used graph filters.

**Neural message-passing.** In message passing, aggregation is a process of encoding messages for each node



based on its neighbors. The difference with the convolutional variant is that the edge  $(u, v)$ 's importance is parametrized compared to a non-parametric constant  $\Theta_{uv}$ . Thus, aggregation is formulated as:

$$\mathbf{Agg}(\{h_v | v \in \mathcal{N}_u\}) = \phi(\{\psi(x_u, x_v) | v \in \mathcal{N}_u\}), \quad (9)$$

where  $\psi$  is, similarly, a learnable function (e.g. an MLP) and  $\phi$  is an aggregator operator. For instance, the family of MPNNs [4] utilizes a summation operator as  $\phi$ , and  $\psi$  can take various forms from simple concatenation to a trainable neural network. Similarly, the GIN model [38] chooses as  $\phi$  is the summation operator and as  $\psi$  is an MLP. Going beyond the choice of a single function, [136] combines multiple aggregators with degree scalars.

In this category, we can also meet abundant models, whose functions  $\phi$  and  $\psi$  are based on attention mechanisms tailored for graph structures. The GAT [140] model was the first approach that defined self-attention coefficients for graphs. Since then, attention-based models in combination with learned positional or spectral encodings have been introduced, such as the SAN [141] and the Graphormer [142] models.

## Supplementary Note 2: Existing Methods in the MGL Blueprint

We show how existing methods can be decomposed under the MGL blueprint. Table 1 breaks down existing methods according to the four components of the MGL.

Method	Identifying entities	Uncovering topology	Propagating information	Mixing representations	Application
FuNet [143]	Hyperspectral pixels	Radial basis function similarity	miniGCN (GCN mini-batching)	Concatenation, sum, or product	Hyperspectral image classification
Graph-FCN [144]	Pixels	Edge weights based on a Gaussian kernel	GCN on weighted edges	Graph loss added with fully connected network	Image semantic segmentation
GSMN [64]	Images, relations, and attributes	Visual graph for images combined with textual graph	Node-level and graph-level matching	Similarity function for positive and negative pairs	Image-text matching
RAG-GAT [50]	Super-pixels	Region adjacency graph	Graph attention network	Sum pooling combined with an MLP	Superpixel image classification
TextGCN [145]	Words and documents	Occurrence edges in text and corpus	GCN	No mixing, single-channel model	Text classification
CoGAN [80]	Sentences and aspects	Sentences and aspects as nodes	Cooperative graph attention	Softmax decoding block	Aspect sentiment classification
MCN [76]	Sentences, mentions, and entities	Document-level graph	Relation-aware GCN	Sigmoid activation on entity pairs	Document-level relation extraction
GP-GNN [77]	Word and position encodings	Generated adjacency Matrix	Neural message passing	Pair-wise product	Relation extraction
QM-GNN [104]	Atoms	Chemical bonds	Weisfeiler-Lehman network and global attention	Concatenation with quantum mechanical descriptors	Regio-selectivity prediction
GNS [6]	particles	Radial particle connectivity	Graph network (learned directed message passing)	No mixing, single-channel model	Particle-based simulation
MaSIF [113]	Discretized protein surface mesh	Overlapping geodesic radial features	Gaussian kernels on a local geodesic system	No mixing, single-channel model	Ligand site prediction and classification
MMGL [28]	Patients	Modality-aware latent graph	Adaptive GCN	Sub-branch prediction neural network	Disease prediction

**Tab. 1** Classification of existing methods according to the Multimodal Graph Learning (MGL) blueprint. The four components of MGL are identified for every method. Shown are methods for image-intensive graphs (dark gray), language-intensive graphs (light gray), and knowledge-grounded graphs (white).