



























Magnetic field spectral evolution in the inner heliosphere

NIKOS SIOULAS ¹, ZESEN HUANG (黄泽森) ¹, CHEN SHI (时辰) ¹, MARCO VELLI ¹, ANNA TENERANI ²,
TREVOR A. BOWEN ³, LOUKAS VLAHOS ⁴, L. D. WOODHAM ⁵, JIA HUANG ⁶, STUART D. BALE ^{7,8},
T. S. HORBURY ⁹, THIERRY DUDOK DE WIT ¹⁰, DAVIN LARSON ⁸, JUSTIN KASPER ^{11,12},
CHRISTOPHER J. OWEN ¹³, MICHAEL L. STEVENS ¹⁴, ANTHONY CASE ¹⁵, MARC PULUPA ⁸, J.W. BONNELL ⁸,
ROBERTO LIVI ⁸, KEITH GOETZ ¹⁶, PETER R. HARVEY ⁸, ROBERT J. MACDOWALL ¹⁷, MILAN MAKSIMOVIĆ ¹⁸,
P. LOUARN ¹⁹ AND A. FEDOROV ¹⁹

¹*Department of Earth, Planetary, and Space Sciences, University of California, Los Angeles
Los Angeles, CA 90095, USA*

²*Department of Physics, The University of Texas at Austin,
TX 78712, USA*

³*Space Sciences Laboratory, University of California,
Berkeley, CA 94720-7450, USA*

⁴*Department of Physics, Aristotle University of Thessaloniki
GR-52124 Thessaloniki, Greece*

⁵*Department of Physics, The Blackett Laboratory, Imperial College London, London, SW7 2AZ, UK*

⁶*Climate and Space Sciences and Engineering, University of Michigan,
Ann Arbor, MI 48109, USA*

⁷*Physics Department, University of California, Berkeley, CA 94720-7300, USA*

⁸*Space Sciences Laboratory, University of California, Berkeley, CA 94720-7450, USA*

⁹*The Blackett Laboratory, Imperial College London, London, UK*

¹⁰*LPC2E, CNRS and University of Orléans, Orléans, France*

¹¹*BWX Technologies, Inc., Washington DC 20002, USA*

¹²*Climate and Space Sciences and Engineering, University of Michigan, Ann Arbor, MI 48109, USA*

¹³*Mullard Space Science Laboratory, University College London, Dorking, RH5 6NT, UK*

¹⁴*Harvard-Smithsonian Center for Astrophysics,
Cambridge, MA 02138, USA*

¹⁵*Smithsonian Astrophysical Observatory,
Cambridge, MA 02138, US*

¹⁶*School of Physics and Astronomy, University of Minnesota, Minneapolis, MN 55455, USA*

¹⁷*Solar System Exploration Division, NASA/Goddard Space Flight Center, Greenbelt, MD, 20771*

¹⁸*LESIA, Observatoire de Paris, Université PSL, CNRS, Sorbonne Université, Université de Paris, 5 place Jules Janssen, 92195
Meudon, France*

¹⁹*IRAP, Université Toulouse III - Paul Sabatier, CNRS, CNES, Toulouse, France*

ABSTRACT

Parker Solar Probe and Solar Orbiter data are used to investigate the radial evolution of magnetic turbulence between $0.06 \lesssim R \lesssim 1$ au. The spectrum is studied as a function of scale, normalized to the ion inertial scale d_i . Close to the Sun, the inertial range is limited with a power law exponent consistent with the Iroshnikov-Kraichman phenomenology of Alfvénic turbulence, $\alpha_B = -3/2$, independent of plasma parameters. The inertial range grows with distance, progressively extending to larger spatial scales, while steepening towards a Kolmogorov scaling, $\alpha_B = -5/3$. It is observed that spectra for intervals with large magnetic energy excesses and low Alfvénic content steepen significantly with distance, in contrast to highly Alfvénic intervals that retain their near-Sun scaling. The fact that

slower solar wind streams tend to show steeper spectra may be attributed to the positive correlation between solar wind speed and Alfvénicity.

Keywords: Magnetohydrodynamics (1964), Solar wind (1534), Alfvén waves (23)

1. INTRODUCTION

The solar wind flow transports a wide range of magnetic field and plasma fluctuations (Coleman 1968; Velli et al. 1989). Because fluctuations are predominantly Alfvénic (i.e., magnetic field and velocity fluctuations exhibit the correlations typical of outwardly propagating Alfvén waves) (Bruno & Carbone 2013), and relative density fluctuations are very small solar wind turbulence is usually discussed within the phenomenologies of incompressible magnetohydrodynamic (MHD).

During the expansion, non-linear interactions result in a cascade of the energy towards smaller scales (Matthaeus & Velli 2011). Therefore, the energy injected into the solar wind at large scales, likely of solar origin, cascades downwards until it reaches ion scales, at which point the dynamics involve kinetic processes and structures such as ion cyclotron damping, kinetic Alfvén waves, kinetic scale current sheets, etc. (Leamon et al. 1999; Cranmer 2001; Dmitruk et al. 2004; TenBarge & Howes 2013; Karimabadi et al. 2013). Turbulence is thought to be one of the main processes contributing to the non-adiabatic expansion, as well as the acceleration of the solar wind (SW) (Matthaeus & Velli 2011). MHD turbulence phenomenologies predict different power law exponents depending on prevailing characteristics of turbulence, such as spatial wave-number anisotropy (Goldreich & Sridhar 1995, 1997), intermittency (Mininni & Pouquet 2009; Chandran et al. 2015), and the scale-dependent correlation between velocity and magnetic field (Boldyrev 2006; Beresnyak & Lazarian 2010). The variability of solar wind turbulence properties in the inner heliosphere reflects the diversity of solar coronal sources, that modulate the density, velocity, temperature, and ion composition of the plasma. As a result, several factors, including the role played by large-scale gradients (Velli et al. 1989); the proximity to the heliospheric current sheet (Chen et al. 2021; Shi et al. 2022a); the presence of magnetic field switchbacks (Martinović et al. 2021; Bourouaine et al. 2020; Shi et al. 2022b); large-scale velocity shear in the SW (Coleman 1968), strongly influence the properties of turbulence, resulting in a wide range of spectral scalings. By means of fitting the power-spectrum within a constant range in the frequency domain, recent statistical studies of PSP data, have recovered a non-evolving velocity spectral index close to $-3/2$, independent of the radial distance

from the Sun (Shi et al. 2021), while the magnetic field spectrum steepens from a $-3/2$ slope at $\sim 0.2 au$ to a $-5/3$ slope at $\sim 0.6 au$ (Chen et al. 2020; Shi et al. 2021).

Two scales are crucial to understanding the radial evolution of turbulence in the solar wind (1) the ion inertial scale $d_i = V_A/\Omega_i$, and (2) the thermal ion gyroradius, $\rho_i = V_{th,i}/\Omega_i$, where, $\Omega_i = e|B|/m_p$, is the proton gyrofrequency, e is the elementary charge, $|B|$ is the magnitude of the magnetic field, and m_p is the mass of the proton. With increasing heliocentric distance, both physical scales (d_i , ρ_i) increase (Duan et al. 2020; Cuesta et al. 2022).

It is thus natural to expect that the relative physical scale of fluctuations of a given frequency decreases as the solar wind expands. Here we aim to understand the radial evolution of magnetic turbulence and to study the basic features of scaling laws for solar wind fluctuations in terms of properly normalized physical scales. High resolution data from Parker Solar Probe (PSP) (Fox et al. 2016), and Solar Orbiter (SO) (Müller et al. 2020) covering heliocentric distances $13 R_\odot \lesssim R \lesssim 220 R_\odot$ are utilized and the radial evolution of the magnetic spectral index as a function of normalized wavenumber is investigated.

It is shown that closer to the Sun the magnetic field power-spectrum exhibits a poorly developed inertial range that is characterized by a $-3/2$ spectral index. The inertial range extends to larger and larger scales as the solar wind expands into the interplanetary medium, with the inertial range spectral index steepening towards a $-5/3$ value. We demonstrate, that the rate at which the steepening occurs is strongly dependent on magnetic energy excess and Alfvénicity of the fluctuations.

2. RADIAL EVOLUTION OF MAGNETIC FIELD SPECTRAL INDEX

We considered overlapping intervals of duration $d = 24$ hours such that the beginnings of adjacent intervals are 8 hours apart. For each interval, the Fourier trace power spectral density $F(f_{sc})$ was calculated, smoothed by averaging over a sliding window of a factor of 2, and transformed into a wavenumber spectrum expressed in physical units $E(\kappa^*)$ by virtue of the modified TH:

$$E(\kappa^*) = \frac{V_{tot}}{2\pi \cdot \xi} F(f_{sc}) [nT^2 \cdot \xi], \quad (1)$$

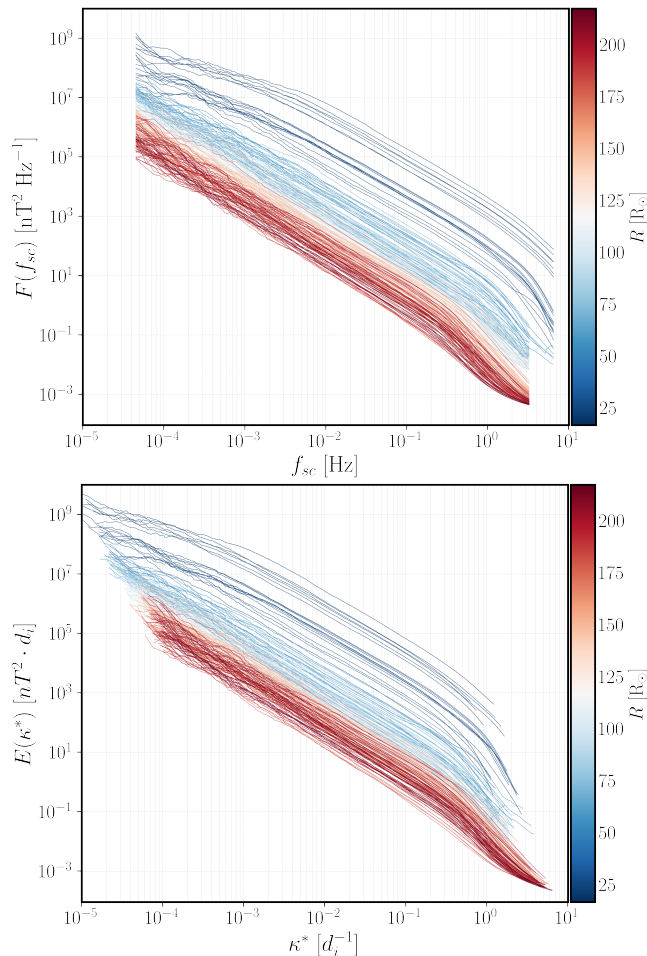


Figure 1. Magnetic field power spectrum, PSD at different heliocentric distances. The power-spectrum is shown, as a function of (a) spacecraft frequency; (b) wavenumber $k^* = \ell^{-1}$ in units of d_i

where $\kappa^* = \kappa \cdot \xi = \frac{2\pi f_{sc}}{V_{tot}} \cdot \xi$, and, $\xi = d_i, \rho_{ci}$.

The radial evolution of the PSD as a function of spacecraft frequency and normalized by d_i is presented in Fig. 1a,b respectively. Due to the expansion of the solar wind but also in part because of the turbulent cascade, a decrease of ~ 4 orders of magnitude in magnetic power is observed with increasing heliocentric distance.

The spectral index, α_B is obtained by taking a sliding window of one decade in the spacecraft-frame frequency (wavenumber) domain, over the smoothed spectra and calculating the best-fit linear gradient in log-log space over this window. For clarity, ten radial bins have been used, and the median value of the spectral index as a function of frequency has been estimated for intervals that fall within the same bin. The color of the curve is keyed to the mean value of the distance R corresponding to the intervals within each bin. The results of this analysis are presented in Figure 2a. In the inertial range, an

energy cascade rate that is independent of scale is expected, reflecting on the power-spectrum in the form of a constant spectral index over this range of scales. In light of this, it can be seen that close to the Sun (dark blue line in Figure 2a), the inertial range is limited into a narrow range of frequencies ($2 \times 10^{-2} - 2 \times 10^{-1}$ Hz). As the solar wind expands in the interplanetary medium (1) a universal steepening (i.e., across all frequencies) is observed for the spectral index, α_B , at a constant f_{sc} ; (2) The curves shift horizontally to lower and lower frequencies. As illustrated in Figure 2a, the frequency range over which the spectral index is constant is migrating to the left while steepening with increasing distance, from $\alpha_B \approx -3/2$ to $\alpha_B \approx -5/3$. Similar behavior is observed at the largest scales. Closer to the Sun for $f_{sc} \leq 2 \times 10^{-2}$ Hz, the spectrum gets progressively shallower at lower frequencies and obtains a value of $\alpha_B \approx -1$ at $f_{sc} = 3 \times 10^{-4}$ Hz. As heliocentric distance increases, this low-frequency part of the spectrum gradually steepens, with all the frequencies approaching a $-5/3$ scaling. Therefore, as the solar wind propagates outward, the inertial range of the spectrum develops gradually, extending from higher frequencies to progressively lower and lower frequencies. Additionally, in accordance with (Duan et al. 2020) the ion scale break, separating the inertial from the kinetic range is observed to migrate to lower frequencies with distance.

To cast the results in terms of relevant physical scales, we considered the evolution of α_B into the wavenumber domain normalizing by either the ion inertial length (d_i) or the ion gyroradius (ρ_i).

The evolution of the spectral index as a function of distance (R) in the wavenumber domain normalized by d_i , is illustrated in Figure 2b. It is readily seen, that the vertical shifting of the curves to lower frequencies, observed in Figure 2a, has vanished: all the curves roll over at $\kappa d_i \approx 0.1$ and overlap at smaller scales. The normalization does not appear to have a substantial impact on the radial development of the spectral index at large scales, $\kappa^* \lesssim 8 \times 10^{-2}$, since a steepening closely resembles Figure 1a is obtained. On the other hand, as shown in Figure 1b, the small scale break, demarcating the beginning of the transition region, $\kappa^* \approx 9 \times 10^{-2}$ (ρ_i^{-1}), does not show any remarkable evolution with distance and stays constant in physical space. We do not show plots using ρ_i as normalization because the spectra do not collapse as clearly into one curve at small scales, demonstrating that d_i is the more appropriate scale for such a normalization.

2.1. Dependence of α_B on plasma parameters

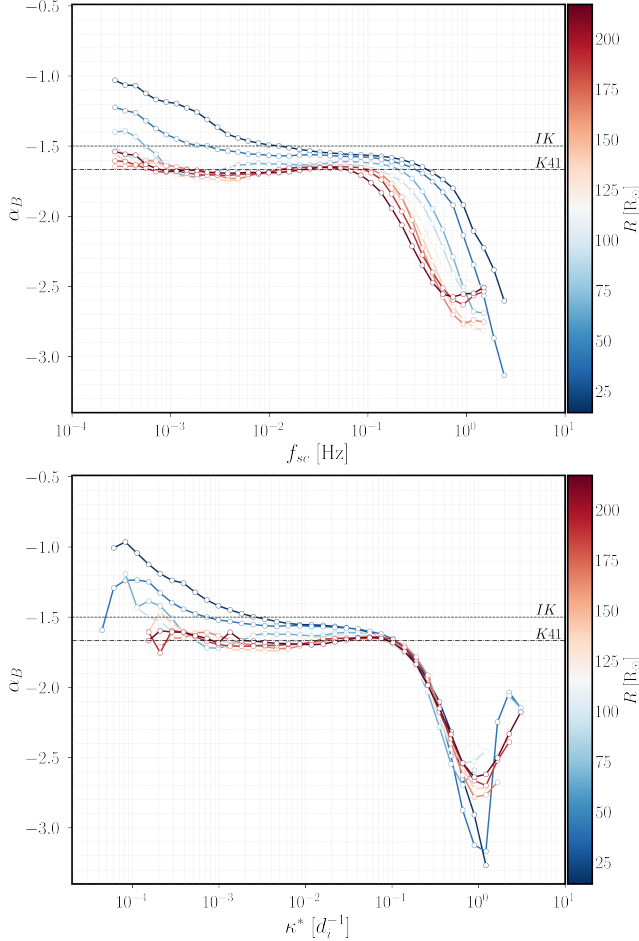


Figure 2. Evolution of magnetic field spectral index (α_B) as a function of distance, & (a) frequency in units of Hz (b) normalized wavenumber κ^* in units of d_i .

To disentangle the spectral variation with distance from changes due to the differing plasma parameters of different solar wind streams the dependence of α_B on the normalized cross helicity σ_c

$$\sigma_c = \frac{E_o - E_i}{E_o + E_i}, \quad (2)$$

a measure of the relative amplitudes of inwardly and outwardly propagating Alfvén waves, and the normalized residual energy σ_r

$$\sigma_r = \frac{E_V - E_b}{E_V + E_b}, \quad (3)$$

indicating the balance between kinetic and magnetic energy is examined. $E_q = \frac{1}{2}\langle\delta\mathbf{q}^2\rangle$ denotes the energy associated with the fluctuations of the field \mathbf{q} . In particular, E_o, i can be estimated using Elsasser variables, defining outward and inward propagating Alfvénic fluctuations (Velli et al. 1991; Velli 1993)

$$\delta\mathbf{Z}_{o,i} = \delta\mathbf{V} \mp \text{sign}(B_0^R)\delta\mathbf{b}, \quad (4)$$

$\delta\mathbf{B} = \mathbf{B} - \mathbf{B}_0$, \mathbf{B}_0 the background magnetic field, $\delta\mathbf{b} = \delta\mathbf{B}/\sqrt{\mu_0 m_p n_p}$ the magnetic fluctuations in Alfvén units and B_0^R the ensemble average of B_R , utilized to determine the polarity of the radial magnetic field (Shi et al. 2021). The variation of α_B with V_{sw} , the ratio of magnetic to thermal pressure, $\beta \equiv n_p K_B T / (B^2 / 2\mu_0) \ll 1$, and the field/flow angle Θ_{BV} was also examined. Though we do not focus on β , and Θ_{BV} here, we will comment on these in Section 3. The evolution of α_B is investigated by fitting the magnetic spectrum over a constant range ($10^{-3} - 3 \times 10^{-2} d_i^{-1}$). To ensure that the plasma parameters under study do not vary significantly within the interval the duration of intervals has been reduced to $d = 1$ hr.

2.2. Solar Wind Speed, V_{SW}

As shown in the top panel of Figure 4, Within $30 R_s$, no significant differences in spectral index with solar wind speed are found with an inertial range scaling that is close to the IK prediction. As the solar wind expands, the dependence on solar wind speed becomes more evident: steepening occurs regardless of solar wind speed, but it is more efficient for slower solar wind streams. As a result, at $R \approx 1$ au, the dependence of the spectral index on speed is clear, with the spectral index being consistent with a K41 scaling in the fast wind and a steeper scaling of ≈ -1.8 for the slowest winds. Overall, lower speed intervals display a significant radial steepening as compared to faster winds that only display a slight steepening. Closer to the Sun, however, there seems to be no dependence on wind speed on the spectral index, suggesting that the spectra are initially similar regardless of the wind speed.

2.3. Dependence of α_B on plasma parameters

2.4. Normalized Cross Helicity, σ_c , & Normalized Residual Energy σ_r

The joint $\sigma_c - \sigma_r$ distribution, estimated using 1 minute-long moving averages of the respective timeseries is presented in Figure 3. The median and mean value of σ_c and σ_r for each bin are also shown as red and black crosses respectively. The gray circle defines fluctuations with perfect alignment between velocity and magnetic field, given by $\sigma_c^2 + \sigma_r^2 = 1$. Closer to the sun (0.06-0.1 au) turbulence is highly Alfvénic, dominated by outwardly propagating waves ($\sigma_c \approx 0.85$), and in slight excess of magnetic energy ($\sigma_r \approx -0.15$). A small population of strongly magnetically dominated intervals characterised by very low alfvénic content (i.e., $\sigma_r \approx -1$, and $\sigma_c \approx 0$, mostly associated with heliospheric current sheet (HCS) crossings is also observed (see (Shi et al. 2022a)). At larger heliocentric distances

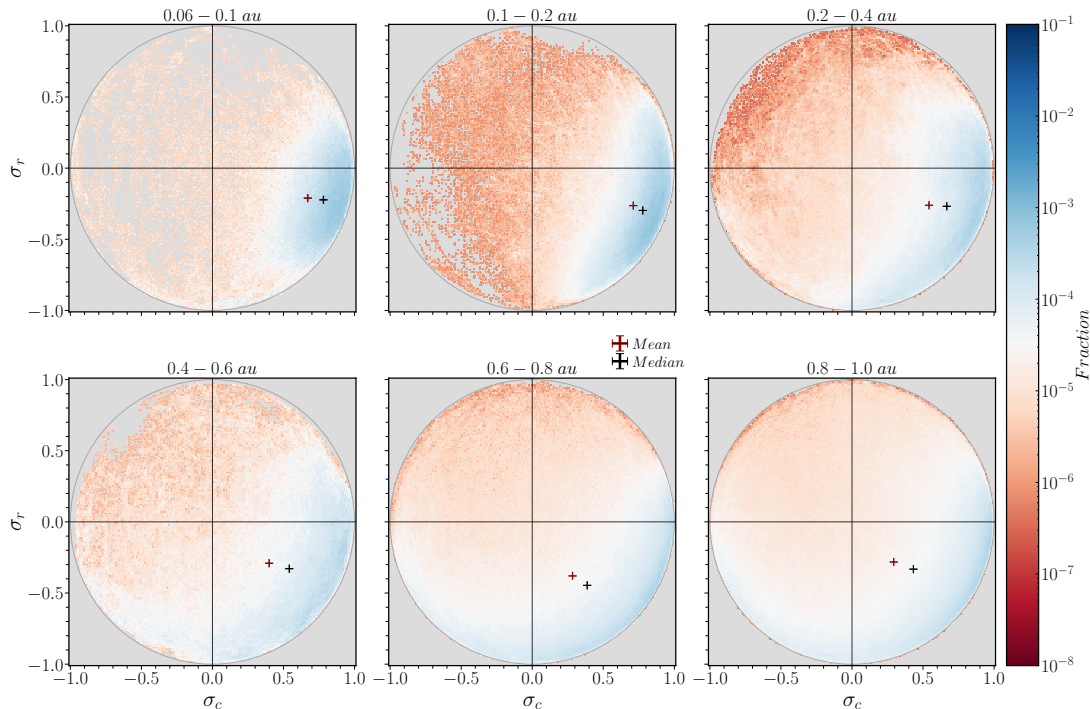


Figure 3. The joint distribution of normalized cross-helicity σ_c and normalized residual energy σ_r at different heliocentric distances.

the mean/median value of σ_c progressively decreases (Chen et al. 2020; Shi et al. 2021). Several mechanisms have been proposed to explain the diminishing dominance of outwardly propagating waves with increasing heliocentric distance due to wave reflection, including velocity shears (Bavassano et al. 1982) and the parametric decay instability (Tenerani & Velli 2013; Shoda et al. 2019). At 1au, σ_r is clearly more negative than in the near-Sun environment, but it does not show a clear trend with radial distance. In the distance range of 0.6-1 au, most of the data points are concentrated in the lower half, with a few intervals having slightly positive σ_r values. In addition, datapoints located in the bottom left quadrant are increasing with distance, indicating a radially decreasing dominance of waves propagating outward

The power-spectra of the fluctuating fields $\delta\mathbf{b}, \delta\mathbf{V}, \delta\mathbf{Z}_{\sigma,i}$ have been obtained and both σ_c , and σ_r have been estimated by integrating the resulting spectra over a constant range ($10^{-3} - 5 \times 10^{-2} d_i^{-1}$) in the wavenumber domain normalized by the ion inertial length. The dependence of the spectral index on $|\sigma_c|$ and σ_r as well as the radial distance (R) is presented in Figure 4a,b for σ_c and σ_r respectively. These show how highly alfvénic ($|\sigma_c| \approx 1$) and energetically equipartitioned intervals display little spectral evolution, while evolution to significantly steeper spectra is associated with low $|\sigma_c|$ and/or large magnetic energy excess, with

the data at large distances consistent with 1 AU results (Podesta & Borovsky 2010; Chen et al. 2013; Bowen et al. 2018).

3. CONCLUSIONS

Using *PSP* and *SO* data from the inner heliosphere we have analyzed 1) how the statistical signatures of turbulence evolve with heliocentric distance and (2) the plasma parameters driving the evolution.

We find that the most relevant plasma scale for the normalization of magnetic field energy spectra is the ion inertial length (d_i). It is important to note that intervals characterized by low ion β values exhibit a magnetic power spectral density that breaks at the ion inertial length (d_i), while high β intervals are characterized by a small scale break at the thermal ion gyroradius (ρ_i) (Chen et al. 2014). Thus, the pinning of the power-spectrum at a constant κd_i scale, with increasing distance may be explained by the fact that plasma β values remain rather low in the inner heliosphere.

Additionally, our analysis indicates that closer to the Sun, the inertial range of the magnetic field power-spectrum is poorly developed i.e., the range of scales over which α_B remains constants is limited; its value is closer to that found in the IK phenomenology of alfvénic turbulence i.e., $\alpha_B = -3/2$. As the solar wind expands into the interplanetary medium, the inertial range extends to progressively larger scales, while at the same

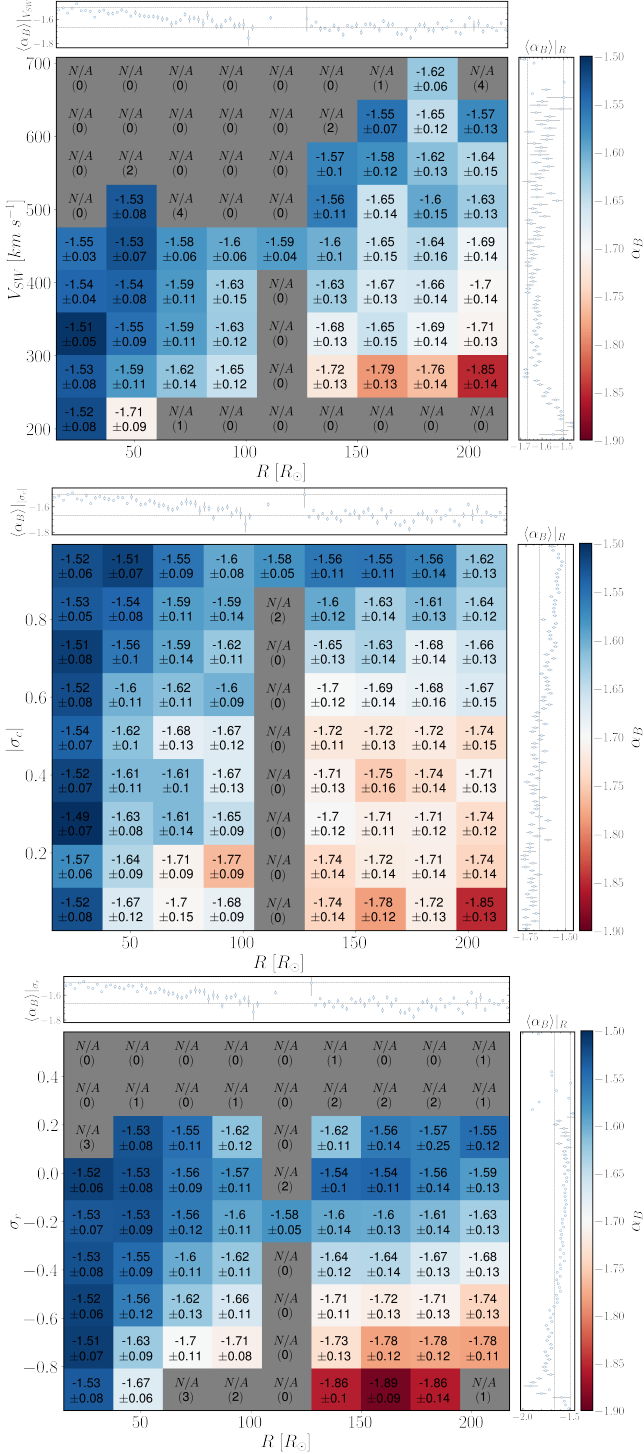


Figure 4. Magnetic field spectral index α_B as a function of heliocentric distance and (top) solar wind speed (V_{sw}), (middle) normalized cross helicity (σ_c) and normalized residual energy (σ_r)

time the inertial range spectral index steepens to a Kolmogorov-like value, $\alpha_B = -5/3$.

We demonstrate that the rate at which α_B steepens is strongly dependent on the normalized residual energy and normalized cross helicity of the intervals under study. In particular, intervals with high alfvénic content ($|\sigma_c| \approx 1$), and equipartitioned in $E_V - E_b$ ($\sigma_r \approx 0$) seem to retain their near-Sun scaling, and show a minor steepening with radial distance. In contrast, magnetically dominated and balanced intervals are observed to strongly steepen, resulting in anomalously steep inertial range slopes at 1 au, consistent with previous studies (Podesta & Borovsky 2010; Chen et al. 2013; Bowen et al. 2018).

While $|\sigma_c| \approx 1$ and $\sigma_r \approx 0$ values may be found in slow wind streams, especially closer to the sun, they are statistically less relevant than in fast winds (Shi et al. 2021). As a result, the steeper spectral indices observed in the slow solar wind can be explained by the positive correlation between solar wind speed and σ_c , σ_r .

Intervals with large magnetic energy excess closer to the Sun do not display the steep spectra observed at 1 au, attributed by Bowen et al. (2018) to the correlation between magnetic coherent structures and highly negative σ_r values Mininni & Pouquet (2009). Recent studies (Cuesta et al. 2022; Sioulas et al. 2022), suggest that magnetic field intermittency is strengthened with increasing heliocentric distance in the inner heliosphere, but no similar analysis has been conducted for the velocity field. However, velocity spectra do not display radial evolution (Shi et al. 2021) and exhibit a scaling of $a_v = -3/2$ at 1 au (Chen et al. 2013). Based on our results, we expect that both the magnetic and velocity field spectra display a $-3/2$ scaling closer to the Sun, with the evolution of the magnetic spectrum related to the in-situ generation of magnetic coherent structures during expansion. A study of the evolution of α_B and a_v as a function of radial distance as well as intermittency is ongoing. Turbulence in the solar wind is anisotropic with respect to the mean magnetic field (see, e.g., reviews by Schekochihin et al. 2009; Horbury et al. 2012; Oughton et al. 2015, and references therein). Horbury et al. (2008); Wicks et al. (2010); Kiyani et al. (2012) have shown that when the field/flow angle Θ_{BV} is $\Theta_{BV} = 90^\circ$, then the inertial range range scales like either $\alpha_B \approx -5/3$, or sometimes $\approx -3/2$, consistent with a critical balance cascade and dynamical alignment models respectively. In the parallel direction, $\Theta_{BV} = 0^\circ$, it is nearer $\alpha_B \approx -2$. In contrast, when a global magnetic field is utilized to estimate θ_{BV} , no anisotropy in the spectral index as a function of Θ_{BV} is observed (Tessein et al. 2009; Chen et al. 2011). Though it is not shown here, we find no correlation between Θ_{BV} and α_B , using a global magnetic field. A similar result

was obtained when considering the dependence of α_B on plasma β , suggesting that these two parameters are not related to the steepening of the spectrum. Further work to clarify the debate between a local, scale-dependent and global background magnetic field and its role on the spectral evolution is presented in a companion paper (Sioulas et al, Submitted).

Our findings will help us gain a better understanding of how solar wind turbulence is generated and transported and will guide future models of solar wind turbulence.

1 This research was funded in part by the FIELDS ex-
 2 periment on the Parker Solar Probe spacecraft, designed
 3 and developed under NASA contract NNN06AA01C;
 4 the NASA Parker Solar Probe Observatory Scientist
 5 grant NNX15AF34G and the HERMES DRIVE NASA
 6 Science Center grant No. 80NSSC20K0604. The instru-
 7 ments of PSP were designed and developed under NASA
 8 contract NNN06AA01C.

APPENDIX

A.

DATA SELECTION AND PROCESSING

We analyze magnetic field data from the Flux Gate Magnetometer (FGM) (Bale et al. 2016), as well as plasma moment data from the Solar Probe Cup (SPC) and Solar Probe Analyzer (SPAN) part of the Solar Wind Electron, Alpha and Proton (SWEAP) suite between January 1, 2018, and June 15, 2022, encompassing the first twelve perihelia (E1-E12) of the PSP mission. SPC data have been utilized for E1-E8, while SPAN data for E9-E12. Quasi-thermal noise derived data (Moncuquet et al. 2020), have been preferred over SPAN or SPC data when available. Additionally, magnetic field and particle moment measurements from the Magnetometer (MAG) instrument (Horbury et al. 2020), prioritizing burst data when available, and the Proton and Alpha Particle Sensor (SWA-PAS) (Owen et al. 2020) onboard the SO mission between June 1, 2018, to March 1, 2022, were considered. Following consideration of quality flags, time intervals that were found to be missing $\geq 1\%$ and/or $\geq 10\%$, in the magnetic field and particle timeseries have been omitted from further analysis. The remaining intervals have been resampled linearly to the highest cadence possible, based on their initial resolution. Finally, in order to eliminate spurious spikes, a Hampel filter (Davies & Gather 1993) was applied to the plasma time series.

Converting the spacecraft-frame frequency derived PSD, $F(f_{sc})$ to a wavenumber PSD, $E(\kappa)$, far from the sun is possible by means of Taylor’s hypothesis (TH) (Taylor 1938), $\kappa = 2\pi f_{sc}/V_{SW}$, that becomes questionable when both the Alfvén and spacecraft velocity are comparable to the velocity of the solar wind. Therefore, a modified version of Taylor’s hypothesis that accounts for both wave propagation and spacecraft velocity is adopted (Klein et al. 2015): in the above expression for κ V_{sw} is replaced by $V_{tot} = |\mathbf{V}_{sw} + \mathbf{V}_a - \mathbf{V}_{sc}|$ where \mathbf{V}_{sc} is the spacecraft velocity, where turbulence is assumed to be dominated by outwardly propagating Alfvén waves. Note that the TH remained either moderately or highly valid for the majority of time intervals examined. with only $\sim 1.53\%$ of the intervals under study exhibiting $M_A < 1.5$, including a number sub-Alfvénic intervals during PSP $E_8 - E_{12}$ ($\sim 0.45\%$ of the entire dataset).

REFERENCES

- Bale, S. D., Goetz, K., Harvey, P. R., et al. 2016, r, 204, 49, doi: [10.1007/s11214-016-0244-5](https://doi.org/10.1007/s11214-016-0244-5)
- Bavassano, B., Dobrowolny, M., Mariani, F., & Ness, N. F. 1982, Journal of Geophysical Research: Space Physics, 87, 3617, doi: <https://doi.org/10.1029/JA087iA05p03617>

- Beresnyak, A., & Lazarian, A. 2010, *The Astrophysical Journal*, 722, L110, doi: [10.1088/2041-8205/722/1/L110](https://doi.org/10.1088/2041-8205/722/1/L110)
- Boldyrev, S. 2006, *Phys. Rev. Lett.*, 96, 115002, doi: [10.1103/PhysRevLett.96.115002](https://doi.org/10.1103/PhysRevLett.96.115002)
- Bourouaine, S., Perez, J. C., Klein, K. G., et al. 2020, *\apjl*, 904, L30, doi: [10.3847/2041-8213/abbd4a](https://doi.org/10.3847/2041-8213/abbd4a)
- Bowen, T. A., Mallet, A., Bonnell, J. W., & Bale, S. D. 2018, *The Astrophysical Journal*, 865, 45, doi: [10.3847/1538-4357/aad95b](https://doi.org/10.3847/1538-4357/aad95b)
- Bruno, R., & Carbone, V. 2013, *Living Reviews in Solar Physics*, 10, 2, doi: [10.12942/lrsp-2013-2](https://doi.org/10.12942/lrsp-2013-2)
- Chandran, B. D. G., Schekochihin, A. A., & Mallet, A. 2015, *The Astrophysical Journal*, 807, 39, doi: [10.1088/0004-637x/807/1/39](https://doi.org/10.1088/0004-637x/807/1/39)
- Chen, C. H. K., Bale, S. D., Salem, C. S., & Maruca, B. A. 2013, *The Astrophysical Journal*, 770, 125, doi: [10.1088/0004-637X/770/2/125](https://doi.org/10.1088/0004-637X/770/2/125)
- Chen, C. H. K., Leung, L., Boldyrev, S., Maruca, B. A., & Bale, S. D. 2014, *Geophys. Res. Lett.*, 41, 8081, doi: [10.1002/2014GL062009](https://doi.org/10.1002/2014GL062009)
- Chen, C. H. K., Mallet, A., Yousef, T. A., Schekochihin, A. A., & Horbury, T. S. 2011, *mnras*, 415, 3219, doi: [10.1111/j.1365-2966.2011.18933.x](https://doi.org/10.1111/j.1365-2966.2011.18933.x)
- Chen, C. H. K., Bale, S. D., Bonnell, J. W., et al. 2020, *The Astrophysical Journal Supplement Series*, 246, 53, doi: [10.3847/1538-4365/ab60a3](https://doi.org/10.3847/1538-4365/ab60a3)
- Chen, C. H. K., Chandran, B. D. G., Woodham, L. D., et al. 2021, p, 650, L3, doi: [10.1051/0004-6361/202039872](https://doi.org/10.1051/0004-6361/202039872)
- Coleman, Paul J., J. 1968, *The Astrophysical Journal*, 153, 371, doi: [10.1086/149674](https://doi.org/10.1086/149674)
- Cranmer, S. R. 2001, in *American Institute of Physics Conference Series*, Vol. 595, *Radio Frequency Power in PLASMAS:14th Topical Conference*, 25–32, doi: [10.1063/1.1424144](https://doi.org/10.1063/1.1424144)
- Cuesta, M. E., Parashar, T. N., Chhiber, R., & Matthaeus, W. H. 2022, *The Astrophysical Journal Supplement Series*, 259, 23, doi: [10.3847/1538-4365/ac45fa](https://doi.org/10.3847/1538-4365/ac45fa)
- Davies, L., & Gather, U. 1993, *Journal of the American Statistical Association*, 88, 782, doi: [10.1080/01621459.1993.10476339](https://doi.org/10.1080/01621459.1993.10476339)
- Dmitruk, P., Matthaeus, W. H., & Seenu, N. 2004, *\apj*, 617, 667, doi: [10.1086/425301](https://doi.org/10.1086/425301)
- Duan, D., Bowen, T. A., Chen, C. H. K., et al. 2020, *apjs*, 246, 55, doi: [10.3847/1538-4365/ab672d](https://doi.org/10.3847/1538-4365/ab672d)
- Fox, N. J., Velli, M. C., Bale, S. D., et al. 2016, *r*, 204, 7, doi: [10.1007/s11214-015-0211-6](https://doi.org/10.1007/s11214-015-0211-6)
- Goldreich, P., & Sridhar, S. 1995, *\apj*, 438, 763, doi: [10.1086/175121](https://doi.org/10.1086/175121)
- . 1997, *\apj*, 485, 680, doi: [10.1086/304442](https://doi.org/10.1086/304442)
- Horbury, T. S., Forman, M., & Oughton, S. 2008, *Phys. Rev. Lett.*, 101, 175005, doi: [10.1103/PhysRevLett.101.175005](https://doi.org/10.1103/PhysRevLett.101.175005)
- Horbury, T. S., Wicks, R. T., & Chen, C. H. K. 2012, *\ssr*, 172, 325, doi: [10.1007/s11214-011-9821-9](https://doi.org/10.1007/s11214-011-9821-9)
- Horbury, T. S., O'Brien, H., Carrasco Blazquez, I., et al. 2020, p, 642, A9, doi: [10.1051/0004-6361/201937257](https://doi.org/10.1051/0004-6361/201937257)
- Karimabadi, H., Roytershteyn, V., Wan, M., et al. 2013, *Physics of Plasmas*, 20, 012303, doi: [10.1063/1.4773205](https://doi.org/10.1063/1.4773205)
- Kiyani, K. H., Chapman, S. C., Sahraoui, F., et al. 2012, *The Astrophysical Journal*, 763, 10, doi: [10.1088/0004-637x/763/1/10](https://doi.org/10.1088/0004-637x/763/1/10)
- Klein, K. G., Perez, J. C., Verscharen, D., Mallet, A., & Chandran, B. D. G. 2015, *The Astrophysical Journal*, 801, L18, doi: [10.1088/2041-8205/801/1/L18](https://doi.org/10.1088/2041-8205/801/1/L18)
- Leamon, R. J., Smith, C. W., Ness, N. F., & Wong, H. K. 1999, *Journal of Geophysical Research: Space Physics*, 104, 22331, doi: <https://doi.org/10.1029/1999JA900158>
- Martinović, M. M., Klein, K. G., Huang, J., et al. 2021, *The Astrophysical Journal*, 912, 28, doi: [10.3847/1538-4357/abebe5](https://doi.org/10.3847/1538-4357/abebe5)
- Matthaeus, W. H., & Velli, M. 2011, *Space Science Reviews*, 160, 145, doi: [10.1007/s11214-011-9793-9](https://doi.org/10.1007/s11214-011-9793-9)
- Mininni, P. D., & Pouquet, A. 2009, *Phys. Rev. E*, 80, 025401, doi: [10.1103/PhysRevE.80.025401](https://doi.org/10.1103/PhysRevE.80.025401)
- Moncuquet, M., Meyer-Vernet, N., Issautier, K., et al. 2020, *The Astrophysical Journal Supplement Series*, 246, 44, doi: [10.3847/1538-4365/ab5a84](https://doi.org/10.3847/1538-4365/ab5a84)
- Müller, D., St. Cyr, O. C., Zouganelis, I., et al. 2020, p, 642, A1, doi: [10.1051/0004-6361/202038467](https://doi.org/10.1051/0004-6361/202038467)
- Oughton, S., Matthaeus, W. H., Wan, M., & Osman, K. T. 2015, *Philosophical Transactions of the Royal Society A: Mathematical, Physical and Engineering Sciences*, 373, 20140152, doi: [10.1098/rsta.2014.0152](https://doi.org/10.1098/rsta.2014.0152)
- Owen, C. J., Bruno, R., Livi, S., et al. 2020, p, 642, A16, doi: [10.1051/0004-6361/201937259](https://doi.org/10.1051/0004-6361/201937259)
- Podesta, J. J., & Borovsky, J. E. 2010, *Physics of Plasmas*, 17, 112905, doi: [10.1063/1.3505092](https://doi.org/10.1063/1.3505092)
- Schekochihin, A. A., Cowley, S. C., Dorland, W., et al. 2009, *The Astrophysical Journal Supplement Series*, 182, 310, doi: [10.1088/0067-0049/182/1/310](https://doi.org/10.1088/0067-0049/182/1/310)
- Shi, C., Velli, M., Tenerani, A., Réville, V., & Rappazzo, F. 2022a, arXiv:2201.02894 [astro-ph, physics:physics]. <http://arxiv.org/abs/2201.02894>
- Shi, C., Velli, M., Panasenco, O., et al. 2021, p, 650, A21, doi: [10.1051/0004-6361/202039818](https://doi.org/10.1051/0004-6361/202039818)
- Shi, C., Panasenco, O., Velli, M., et al. 2022b, *The Astrophysical Journal*, 934, 152, doi: [10.3847/1538-4357/ac7c11](https://doi.org/10.3847/1538-4357/ac7c11)

- Shoda, M., Suzuki, T. K., Asgari-Targhi, M., & Yokoyama, T. 2019, *The Astrophysical Journal*, 880, L2, doi: [10.3847/2041-8213/ab2b45](https://doi.org/10.3847/2041-8213/ab2b45)
- Sioulas, N., Huang, Z., Velli, M., et al. 2022, *The Astrophysical Journal*, 934, 143, doi: [10.3847/1538-4357/ac7aa2](https://doi.org/10.3847/1538-4357/ac7aa2)
- Taylor, G. I. 1938, *Proceedings of the Royal Society of London. Series A - Mathematical and Physical Sciences*, 164, 476, doi: [10.1098/rspa.1938.0032](https://doi.org/10.1098/rspa.1938.0032)
- TenBarge, J. M., & Howes, G. G. 2013, *The Astrophysical Journal*, 771, L27, doi: [10.1088/2041-8205/771/2/L27](https://doi.org/10.1088/2041-8205/771/2/L27)
- Tenerani, A., & Velli, M. 2013, *Journal of Geophysical Research (Space Physics)*, 118, 7507, doi: [10.1002/2013JA019293](https://doi.org/10.1002/2013JA019293)
- Tessein, J. A., Smith, C. W., MacBride, B. T., et al. 2009, *The Astrophysical Journal*, 692, 684, doi: [10.1088/0004-637x/692/1/684](https://doi.org/10.1088/0004-637x/692/1/684)
- Velli, M. 1993, *aap*, 270, 304
- Velli, M., Grappin, R., & Mangeney, A. 1989, *PhRvL*, 63, 1807, doi: [10.1103/PhysRevLett.63.1807](https://doi.org/10.1103/PhysRevLett.63.1807)
- Velli, M., Grappin, R., & Mangeney, A. 1991, *Geophysical & Astrophysical Fluid Dynamics*, 62, 101, doi: [10.1080/03091929108229128](https://doi.org/10.1080/03091929108229128)
- Wicks, R. T., Horbury, T. S., Chen, C. H. K., & Schekochihin, A. A. 2010, *mnras*, 407, L31, doi: [10.1111/j.1745-3933.2010.00898.x](https://doi.org/10.1111/j.1745-3933.2010.00898.x)