

# Conditional Independence Testing via Latent Representation Learning

Bao Duong, Thin Nguyen

Applied Artificial Intelligence Institute (A<sup>2</sup>I<sup>2</sup>), Deakin University, Australia

Email: {duongng,thin.nguyen}@deakin.edu.au

**Abstract**—Detecting conditional independencies plays a key role in several statistical and machine learning tasks, especially in causal discovery algorithms. In this study, we introduce LCIT (Latent representation based Conditional Independence Test)—a novel non-parametric method for conditional independence testing based on representation learning. Our main contribution involves proposing a generative framework in which to test for the independence between  $X$  and  $Y$  given  $Z$ , we first learn to infer the latent representations of target variables  $X$  and  $Y$  that contain no information about the conditioning variable  $Z$ . The latent variables are then investigated for any significant remaining dependencies, which can be performed using the conventional partial correlation test. The empirical evaluations show that LCIT outperforms several state-of-the-art baselines consistently under different evaluation metrics, and is able to adapt really well to both non-linear and high-dimensional settings on a diverse collection of synthetic and real data sets.

**Index Terms**—conditional independence, hypothesis testing, representation learning, generative models, normalizing flows

## I. INTRODUCTION

Conditional independence (CI) tests concern with the problem of testing if two random variables  $X$  and  $Y$  are statistically independent after removing all the influences coming from the conditioning variables  $Z$  (denoted as  $X \perp\!\!\!\perp Y|Z$ ), using the empirical samples from their joint distribution  $p(X, Y, Z)$ . More formally, we consider the hypothesis testing setting with:

Null hypothesis  $\mathcal{H}_0 : X \perp\!\!\!\perp Y|Z$

Alternative hypothesis  $\mathcal{H}_1 : X \not\perp\!\!\!\perp Y|Z$

With this functionality, CI tests have been extensively leveraged as the backbone of causal discovery algorithms which aim to disassemble the causal interrelationships embedded in the observed data. More specifically, in constraint-based causal discovery methods such as the PC algorithm and its variants [43], [44], CI tests are used to detect if each pair of variables has an intrinsic relationship that cannot be explained by any other intermediate variables, and so forth connectivity of those who do not share this kind of relation are progressively removed. The outputs from such methods are extremely valuable in many scientific sectors such as econometrics [17], neuroscience [4], machine learning [38], [39], [40], and especially bioinformatics [37], [49] where the behavioral links between genes, mutations, diseases, etc. are in the heart of curiosity.

Here we consider the continuous instance of the problem where  $X$ ,  $Y$ , and  $Z$  are real-valued random vectors or variables, which is significantly harder than the discrete case in general. This is because discrete probabilistic quantities are usually more tractable to compute, in contrary with their continuous counterparts. In fact, many methods must resort to binning continuous variables into discrete values for their tests [46], [5], [48]. However, this technique is prone to loss of information and is erroneous in high dimensions due to the curse of dimensionality. This also highlights the inherent difficulty of CI testing in continuous domain.

From the technical perspective, CI tests can be roughly categorized into four major groups based on their conceptual essence, including distance-based methods, kernel-based methods, regression-based methods, and model-based methods. In distance-based methods [46], [9], [48], the direct characterization of CI,  $p(x|z)p(y|z) = p(x, y|z)$  or  $p(x|y, z) = p(x|z)$ , is exploited and methods in this class aim to explicitly measure the difference between respective probability densities or distributions. These methods usually employ discretization, which has been discussed to be faulty as the data dimensionality increases.

Next, kernel-based methods [11], [53], [8], [45] adopt kernels to exploit high order properties of the distributions via sample-wise similarities in higher spaces. More concretely, variables are mapped into reproducing kernel Hilbert spaces (RKHS), where their conditional independence can be reflected by the partial uncorrelatedness of functions in the RKHS. However, as noted in [34], the performance of kernel-based methods may polynomially deteriorate w.r.t. the dimensionality of data as well.

The next group of CI tests is regression-based methods [14], [52], [51], [50], which transform the original CI testing problem into a more manageable problem of marginal independence testing between the regression residuals. Typically, these methods suppose that  $Z$  is a confounder set of  $X$  and  $Y$ , meaning it causes both  $X$  and  $Y$  in the underlying generation process, and the generating functions are additive noise models (ANMs), so that the residuals can be fully retrieved without any remaining information from  $Z$  by using suitable regression functions. While being simple, the application of regression-based methods is quite limited since in general there is a high chance that  $Z$  is not a cause of  $X$  or  $Y$ , or the generating mechanisms may have non-additive noises.

Finally, the last group of CI methods contain a diverse set of approaches leveraging learning algorithms as the main

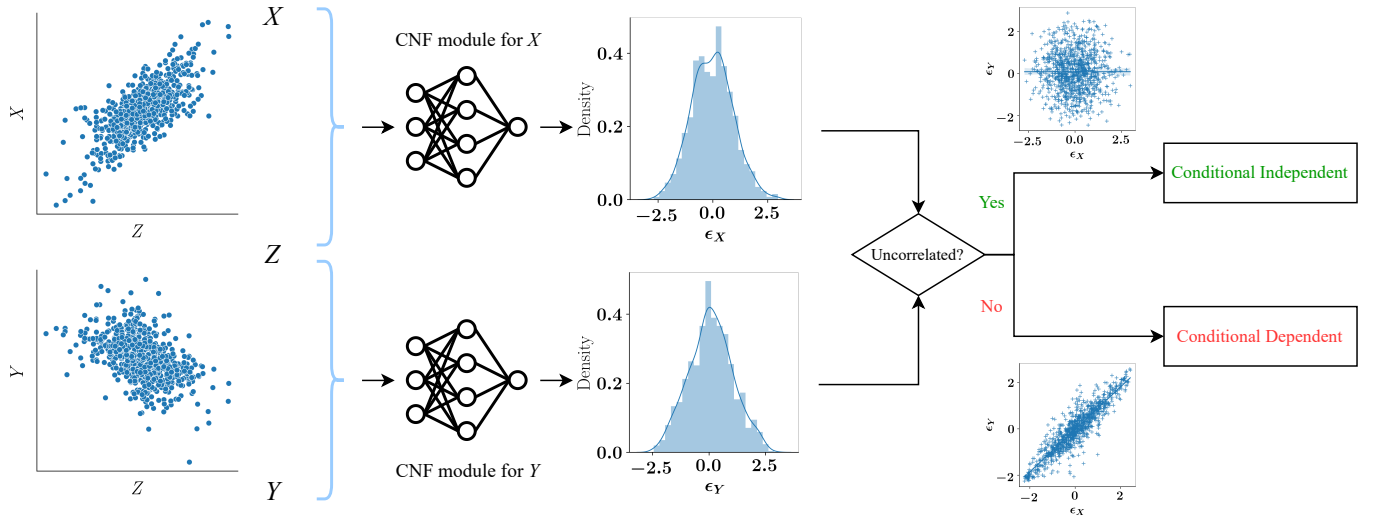


Figure 1. The proposed Latent based Conditional Independence Test (LCIT) framework. First,  $X$  and  $Y$  are transformed into respective latent spaces using two Conditional Normalizing Flows (CNF) modules independently learned from samples of  $(X, Z)$  and  $(Y, Z)$ , respectively. The latent variables ( $\epsilon_X$  and  $\epsilon_Y$ ), which have standard Gaussian distributions by design, are then used as inputs for the conventional correlation test. If  $\epsilon_X$  and  $\epsilon_Y$  are indeed uncorrelated then we accept the null hypothesis ( $\mathcal{H}_0 : X \perp\!\!\!\perp Y|Z$ ), otherwise we reject the null hypothesis and accept the alternative ( $\mathcal{H}_1 : X \not\perp\!\!\!\perp Y|Z$ ).

technical device. For example, in [36], [26], [23] the conditional mutual information (CMI) between  $X$  and  $Y$  given  $Z$  is considered as the test statistic and estimated using  $k$ -nearest neighbors estimators. Additionally, methods utilizing generative adversarial neural networks (GAN) [3], [42] have also been proposed where new samples are generated to help simulate the null distributions of the test statistics. Also, in [41] the use of supervised classifiers is harnessed to differentiate between conditional independence and conditional dependence samples.

**Present study.** In this study we offer a novel approach to test for conditional independence motivated by regression-based methods and executed via latent representation learning with generative models. Our proposed method, called Latent representation based Conditional Independence Testing (LCIT)<sup>1</sup>, learns to infer the latent representations of  $X$  and  $Y$  conditioned on  $Z$ , then tests for their unconditional independence.

To infer the latent variable, we make use of Normalizing Flows (NF) [47], which is a subset of generative modeling methods capable of transforming any simple distribution into much more complex distributions via a sequence of bijective maps. At the same time, we can also invert variables with highly complex densities into more manageable distributions through the inverse mode of the flows, thanks to the bijective maps.

In comparison with other branches of generative methods, while GANs [13] are able to generate high quality samples but do not offer the ability to infer latent representations; and Variational Auto-encoders (VAEs) [19] can both generate new samples as well as infer latent variables but the information may be loss due to non-vanishing reconstruction errors; the bijective map in NF is perfectly fit to our methodological design

due to its ability to infer latent representations without loss of information. The importance of the information preservation will become apparent later in Section III. Moreover, since NF can be parametrized with neural networks, we can benefit vastly from their expressiveness that allows them to learn any distributions with arbitrary precision.

In addition, while many approaches in the literature of conditional independence testing require bootstrap or permutation testing to estimate the  $p$ -value since their test statistics have non-trivial null distributions, e.g., [53], [36], [3], [26], [42], [51], [50], LCIT is able to estimate the approximate  $p$ -value without data resampling due to the latent variables being jointly Gaussian. We demonstrate the effectiveness of our method in conditional independence testing with extensive numerical simulations, as well as in real datasets. The empirical results show that LCIT outperforms existing state-of-the-art methods in a consistent manner.

**Contributions.** This paper offers three key contributions summarized as follows:

- 1) We present a conversation of conditional independence into unconditional independence of “latent” variables via invertible transformations of target variables, adjusted on the conditioning set. This characterization allows us to operate with the conventional marginal independence testing problem which is less challenging than the original conditional problem.
- 2) We introduce a new conditional independence testing algorithm, called Latent representation based Conditional Independence Testing (LCIT), which harnesses a Conditional Normalizing Flows framework to convert target variables into corresponding latent representations, where their uncorrelatedness entails conditional independence in the original space. To the best of our knowledge, this is the first time Normalizing Flows is applied into the problem of conditional independence

<sup>1</sup>Source code and related data are available at <https://github.com/baosws/LCIT>

testing. Additionally, deviating from many of the existing non-parametric tests, **LCIT** can estimate exactly the  $p$ -value which is computationally cheaper than methods involving bootstrapping or permutation. See Figure 1 for an illustration of our framework.

- 3) We demonstrate the effectiveness of the proposed **LCIT** method with a comparison against various state-of-the-art baselines on both synthetic and real datasets, where **LCIT** is showed to outperform other methods in several metrics.

**Paper organization.** In the following parts of the paper, we first briefly highlight major state-of-the-art ideas in the literature of conditional independence hypothesis testing in Section II. Then, in Section III we describe in detail our proposed **LCIT** method for conditional independence testing. Next, in Section IV we perform experiments to demonstrate the strength of **LCIT** in both synthetic and real data settings. Finally, the paper is concluded with a summary and suggestions for future developments in Section V.

## II. RELATED WORKS

Based on the technical device, CI test designs can be practically clustered into four main groups: distance-based methods [46], [9], [48], kernel-based methods [11], [53], [8], [45], regression-based methods [50], and lastly model-based methods [36], [3], [26], [42].

### A. Distance-based methods

Starting from the most common definition of conditional independence— $X \perp\!\!\!\perp Y|Z$  if and only if  $p(x|z)p(y|z) = p(x, y|z)$  (or equivalently,  $p(x|y, z) = p(x|z)$ ) for every realizations  $y$  and  $z$  of  $Y$  and  $Z$ , respectively—early methods set the first building blocks by explicitly estimating and comparing the relevant densities or distributions.

For example, [46] measure the distance between two conditionals  $p(x|y, z)$  and  $p(x|z)$  using the weighted Hellinger distance. Following this direction, [9] devise a new conditional dependence measure equal to the supremum of the Wasserstein distance between  $p(X|y, z)$  and  $p(X|y', z)$  over all realizations  $y, y', z$ .

Additionally, in [48] the Wasserstein distance between two conditional distributions  $p(X, Y|z)$  and  $p(X|z) \otimes p(Y|z)$  is measured for each discretized value of  $z$ .

### B. Kernel-based methods

Many other approaches avoid the difficulties in estimating conditional densities with alternative characterizations of conditional independence. Particularly, when  $X, Y, Z$  are jointly multivariate normal then the conditional independence  $X \perp\!\!\!\perp Y|Z$  reduces to the vanish of the partial correlation coefficient  $\rho_{XY \cdot Z}$  [2], which is easy to test for zero since its Fisher transformation follows an approximately normal distribution under the null [15].

Departing from that, a large body of works has focused on kernel methods [11], [53], [8], [45], which can be perceived as

a non-parametric generalization of the connection between partial uncorrelatedness and conditional independence of Gaussian variables [53]. These methods follow the CI characterization established in [10] where the conditional independence is expressed in terms of conditional cross-covariance operators of functions in the reproducing kernel Hilbert spaces (RKHS):  $\Sigma_{YX|Z} := \Sigma_{YX} - \Sigma_{YZ}\Sigma_{ZZ}^{-1}\Sigma_{ZX}$  where the cross-covariance operator is defined as  $\langle g, \Sigma_{YX}f \rangle := \mathbb{E}_{XY} [f(X)g(Y)] - \mathbb{E}_X [f(X)]\mathbb{E}_Y [g(Y)]$  with  $f, g$  being respectively functions in RKHS of  $X$  and  $Y$ .

This can be interpreted as the generalization of the conventional partial covariance. In what follows, conditional independence is achieved if and only if the conditional cross-covariance is zero. For this reason, in [11] the Hilbert-Schmidt norm of the partial cross-covariance is tested against zero for the null hypothesis.

### C. Regression-based methods

Regression-based CI tests [52], [51], [50] assume that  $Z$  is a confounder set of  $X$  and  $Y$ , as well as the relationships between  $Z$  and  $X/Y$  are additive noise models (e.g.,  $X := f(Z) + E$ ,  $Z \perp\!\!\!\perp E$ ). Therefore, by the use of a suitable regression function, we can remove all the information from  $Z$  embedded in  $X/Y$  by simply subtracting the regression function, i.e.,  $r_X := X - \hat{f}(Z)$  and  $r_Y := Y - \hat{g}(Z)$ . After this procedure, the conditional independence  $X \perp\!\!\!\perp Y|Z$  can be simplified to  $r_X \perp\!\!\!\perp r_Y$ . Alternatively, in [14] the hypothesis testing problem  $X \perp\!\!\!\perp Y|Z$  is converted into  $X - \hat{f}(Z) \perp\!\!\!\perp (Y - \hat{g}(Z), Z)$  in [52].

Nonetheless, the assumptions required by regression-based methods are relatively strong overall. As proved in [16], in general, we can only obtain independent residuals (w.r.t.  $Z$ ) if regression is performed against the true “cause” in the data generating process, i.e., if data is generated as  $Z := f(X) + E$ ,  $X \perp\!\!\!\perp E$  then  $X - \mathbb{E}[X|Z]$  typically still depends on  $Z$ .

Additionally, the additive noise model assumption is also easy to be violated. If the generating process involves non-additive noises then the regression residuals can still be dependent on  $Z$ , making the equivalence  $X \perp\!\!\!\perp Y|Z \Leftrightarrow r_X \perp\!\!\!\perp r_Y$  invalid.

### D. Model-based approaches

Apart from the aforementioned methods, model-based approaches more heavily borrow supervised and unsupervised learning algorithms as the basis. For instance, recently GANs have been employed [3], [42] to implicitly learn to sample from the conditionals  $p(X|Z)$  and  $p(Y|Z)$ .

In [3] the main motivation is that for any dependence measure  $\rho$  and  $\tilde{X} \sim p(X|Z)$  with  $Y \perp\!\!\!\perp \tilde{X}$ , under both hypotheses,  $\rho(X, Y, Z) \geq \rho(\tilde{X}, Y, Z)$  and the equality occurs only under  $\mathcal{H}_0$ . This key observation motivates the authors to employ GANs to learn the generator for  $p(X|Z)$ . Then, the test’s  $p$ -value can be empirically estimated by repeatedly sampling  $\tilde{X}$  and calculating the dependence measure without any knowledge of the null distribution. Similarly, the double

GAN approach [42] goes one step further—two generators are used in order to learn both  $p(X|Z)$  and  $p(Y|Z)$ , then the test statistic is calculated as the maximum of the generalized covariance measures of multiple transformation functions.

Differently from those, since conditional independence coincides with zero conditional mutual information (CMI), which is a natural and well-known measure of conditional dependence, many methods aim to estimate CMI as the test statistic [36], [26], [23]. In [36], the CMI is approximated via several  $k$ -nearest neighbors entropy estimators [22] and the test statistic is empirically estimated by randomly shuffling samples of  $X$  in a way that preserves  $p(X|Z)$  while breaking the conditional dependence between  $X$  and  $Y$  given  $Z$ .

As an extension to [36], since CMI estimators are erroneous in high dimensions which is followed by the failed tests, in [23] CMI is replaced with the short expansion of CMI, computed via the Möbius representation of CMI, which offers simple asymptotic null distributions that allow for an easier construction of the conditional independence test. Additionally, [26] propose an classifier-based estimator for the Kullback-Leibler divergence to measure the divergence of  $p(X, Y|Z)$  and  $p(X|Z) \otimes p(Y|Z)$ , which is very closely related to CMI.

Following a slightly similar approach, the classification-based CI test [41] reduces the CI testing problem into a binary classification problem, where the central idea is that under the null hypothesis, a binary classifier cannot differentiate between the original dataset and a shuffled dataset that forces the conditional independence  $X \perp\!\!\!\perp Y|Z$ ; whereas the difference under the alternative hypothesis can be easily captured by the classifier.

### E. Our approach

Our **LCIT** method departs from regression-based methods in the sense that it does not require any of the limited assumptions supposed by these methods. More particularly, we devise a “generalized residual”, referred to as a “latent representation”, such that it is independent from  $Z$  without assuming  $Z$  is a confounder of  $X$  and  $Y$  nor the relationships are additive noise models.

Moreover, while our method employs generative models, it approaches the CI testing problem from an entirely different angle—instead of learning to generate randomized samples as in GAN-based methods [3], [42], we explicitly learn the deterministic inner representations of  $X$  and  $Y$  through invertible transformations of NFs, so that we can directly check for their independence instead of adopting bootstrapping procedures.

## III. LATENT REPRESENTATION BASED CONDITIONAL INDEPENDENCE TESTING

Let  $X, Y \in \mathbb{R}$  and  $Z \in \mathbb{R}^d$  be our random variables and vectors where we wish to test for  $X \perp\!\!\!\perp Y|Z$  and  $d$  is the number of dimensions of  $Z$ . In regard of  $X$  and  $Y$  being limited to scalars instead of vectors, this is due to the fact that in the majority of applications of conditional independence testing, which include causal discovery tasks, we typically care about the dependence of each pair of univariate variables

given other variables. Additionally, according to the Decomposition and Union rules of the probabilistic graphoids [32], the conditional independence between two sets of variables given the third set of variables can be factorized into a series of conditional independencies between pairs of univariate variables. Therefore, for simplicity, this work focuses on real-valued  $X$  and  $Y$  exclusively.

### A. A New Characterization of Conditional Independence

We start by giving the fundamental observation that drives the development of our method:

**Lemma 1.** *Assuming the generative process can be represented as  $X = f(\epsilon_X, Z)$  and  $Y = g(\epsilon_Y, Z)$  where  $(\epsilon_X, \epsilon_Y) \perp\!\!\!\perp Z$  and  $f, g$  are invertible functions w.r.t. their first argument, then*

$$X \perp\!\!\!\perp Y|Z \Leftrightarrow \epsilon_X \perp\!\!\!\perp \epsilon_Y \quad (1)$$

*Proof.* Since  $f$  and  $g$  are invertible, by the change of variables rule we have:

$$\begin{aligned} p(x|z) &= p(\epsilon_X|z) \left| \frac{\partial f}{\partial \epsilon_X} \right|^{-1} = p(\epsilon_X) \left| \frac{\partial f}{\partial \epsilon_X} \right|^{-1} \\ p(y|z) &= p(\epsilon_Y|z) \left| \frac{\partial g}{\partial \epsilon_Y} \right|^{-1} = p(\epsilon_Y) \left| \frac{\partial g}{\partial \epsilon_Y} \right|^{-1} \\ p(x, y|z) &= p(\epsilon_X, \epsilon_Y|z) \left| \det \begin{pmatrix} \frac{\partial f}{\partial \epsilon_X} & \frac{\partial f}{\partial \epsilon_Y} \\ \frac{\partial g}{\partial \epsilon_X} & \frac{\partial g}{\partial \epsilon_Y} \end{pmatrix} \right|^{-1} \\ &= p(\epsilon_X, \epsilon_Y) \left| \frac{\partial f}{\partial \epsilon_X} \cdot \frac{\partial g}{\partial \epsilon_Y} \right|^{-1} \end{aligned}$$

where we ignore  $z$  due to the constraint  $(\epsilon_X, \epsilon_Y) \perp\!\!\!\perp Z$ .

Thus,  $p(x|z)p(y|z) = p(x, y|z)$  if and only if  $p(\epsilon_X)p(\epsilon_Y) = p(\epsilon_X, \epsilon_Y)$ , rendering  $\epsilon_X$  and  $\epsilon_Y$  marginally independent.  $\square$

For this reason, to test for  $X \perp\!\!\!\perp Y|Z$  we can instead test for  $\epsilon_X \perp\!\!\!\perp \epsilon_Y$ , which is progressively less challenging thanks to the reduced conditioning variables.

Furthermore, since  $\epsilon_X$  and  $\epsilon_Y$  act as contributing factors to  $X$  and  $Y$  in the supposed generating process without being observed, we refer to them as *latent representations* of  $X$  and  $Y$ . This is inspired by regression based methods, where the “residuals” are essentially the additive noises in the data generation, and obtained by subtracting the regression functions to remove all information from  $Z$ , i.e.,  $r_X := X - \mathbb{E}[X|Z]$  and  $r_Y := Y - \mathbb{E}[Y|Z]$ . As explained in Section II, while residuals are easy to compute, they cannot completely remove all information from  $Z$  as intended without restrictive conditions, including additive noise models and  $Z$  being a confounder set of both  $X$  and  $Y$ . Consequently, the dependence between  $r_X$  and  $r_Y$ , which is possibly caused by the remaining influences from  $Z$  to  $r_X$  and  $r_Y$ , may not exactly entail  $X \perp\!\!\!\perp Y|Z$ . Therefore, the *latent variables* generalize and extend from residuals at being truly independent from  $Z$  by design.

We note that when  $p(x|z)$  and  $p(y|z)$  are smooth and strictly positive then the use of the cumulative distribution functions (CDF)— $\epsilon_X := F(x|z)$ ,  $\epsilon_Y := F(y|z)$ ,  $f :=$

$F^{-1}(\epsilon_X|z)$ , and  $g := F^{-1}(\epsilon_X|z)$ —is naturally a candidate for (1). Notably, the cumulative distribution functions for the alternative unconditional test has also been employed in [33], where quantile regression is used to estimate the cumulative distribution functions. However, in this study, Lemma 1 emphasizes the application of a more generic invertible transformation that is not restricted to CDFs, which can be parametrized with NFs.

### B. Conditional Normalizing Flows for Latent Variable Inference

In this sub-section we explain in detail the conditional normalizing flows (CNF) models used to infer the latent representations of  $X$  and  $Y$  conditional on  $Z$ , which will be used for the proxy unconditional test as in (1). For brevity, since the models for  $X$  and  $Y$  are identically implemented except for their learnable parameters, we only describe the CNF module for  $X$  and the module for  $Y$  follows accordingly.

1) *Unconditional Normalizing Flows Modeling*: Normalizing Flows have been progressively developed in the last several years since they were defined in [47] and made popular in [35], [6]. However, many of NF methods mainly concern with high dimensional data where interactions between dimensions are required for the invertible transformation to be possible, for example [6], [7], [21], [29], [20].

Conversely, in this study we are interested in transformations of one dimensional (scalar) variables. That being said, there also exists NFs for scalars, for example, CDF-based flows, mixture of logistics flows [28], splines [27], or nonlinear squared flow [54]. For **LCIT**, in particular, we demonstrate the usage of CDF flows thanks to their simplicity with no constraint. However, it should be noted that any valid alternative NFs for scalar variables can be naturally adapted into our solution.

The essence of CDF flows begins with the observation that the CDF of any strictly positive density function (e.g., Gaussian, Laplace, or Student’s t distributions) is differentiable and strictly increasing, hence the positively weighted combination of any set of these distributions is also a differentiable and strictly increasing function, which entails invertibility. This allows us to parametrize the flow transformation in terms of a mixture of Gaussians [28], which is known as a universal approximator of any smooth density [12]. Therefore, we can approximate any probability density function to arbitrary non-zero precision, given a sufficient number of components.

More concretely, starting with an unconditional Gaussian mixture based NF, we denote  $k$  as the number of components, along with  $\{\mu_i, \sigma_i\}_{i=1}^k$  and  $\{w_i\}_{i=1}^k$  as the parameters and the weight for each component in the mixture of univariate Gaussian densities  $p(x) = \sum_{i=1}^k w_i \mathcal{N}(x; \mu_i, \sigma_i^2)$ , where  $w_i \geq 0$ ,  $\sum_{i=1}^k w_i = 1$ . Subsequently, the invertible mapping  $\mathbb{R} \mapsto (0, 1)$  is defined as

$$u(x) = \sum_{i=1}^k w_i \Phi_i(x) \quad (2)$$

where  $\Phi_i(x)$  is the cumulative distribution function of the  $i$ -th Gaussian component, i.e.,  $\Phi_i(x) = \int_{-\infty}^x \mathcal{N}(t; \mu_i, \sigma_i^2) dt$ .

Along with the fact that  $u \in (0, 1)$ , this transformation entails that  $u$  has a standard uniform distribution:

$$\begin{aligned} p(u) &= p(x) \left| \frac{\partial u}{\partial x} \right|^{-1} \\ &= p(x) \left| \sum_{i=1}^k w_i \frac{\partial \Phi_i}{\partial x} \right|^{-1} \\ &= p(x) \left| \sum_{i=1}^k w_i \mathcal{N}(x; \mu_i, \sigma_i^2) \right|^{-1} \\ &= p(x) |p(x)|^{-1} \\ &= 1 \end{aligned} \quad (3)$$

Following this reasoning, the transformation (2) maps a variable  $x$  with Gaussian mixture density, which is multimodal and complex, into a simpler standard uniform distribution. Moreover, due to its monotonicity, it is also possible to reverse the process to generate new  $x$  after sampling  $u$ , though it is not necessary in the considering application of CI testing.

2) *From Unconditional to Conditional Normalizing Flows*: Next, to extend unconditional NF to conditional NF, we parametrize the weights, means, as well as variances of the Gaussian components as functions of  $z$  using neural networks. To be more specific, we parametrize  $\mu(z) \in \mathbb{R}^k$  as a simple Multiple Layer Perceptron (MLP) with real-valued outputs. As for  $\sigma^2$ , since it is constrained to be positive, we instead model  $\log \sigma^2(z) \in \mathbb{R}^k$  with an MLP, similarly as  $\mu(z)$ . Finally, for the weights, which must be non-negative with sum of one,  $w_i(z) \in (0, 1)^k$  is parametrized with an MLP with the Softmax activation function for the last layer. These steps can be summarized as follows:

$$u(x, z) := \sum_{i=1}^k w_i(z) \Phi_i(x|z)$$

It is worth emphasizing that this translation naturally preserves the property similarly to (3). In another word,  $u(x, z) \in (0, 1)$  and

$$\begin{aligned} p(u|z) &= p(x|z) \left| \frac{\partial u}{\partial x} \right|^{-1} = 1 \\ p(u) &= \int p(u|z) p(z) dz = \int p(z) dz = 1 \end{aligned}$$

Therefore,  $U$  is both conditionally and marginally standard uniform regardless of the value of  $z$ , making  $U$  unconditionally independent of  $Z$ .

Moreover, we introduce an additional flow that depends on  $u$  only. This flow adopts the inverse cumulative distribution function (iCDF) of the standard Gaussian distribution, to transform  $u$  from a standard uniform variable to a standard Gaussian variable, which is the final “latent” variable we use for the surrogate test in (1):

$$\epsilon(u) := \Phi^{-1}(u)$$

---

**Algorithm 1:** The latent inference algorithm.

---

**Input:** Empirical samples  $\mathcal{D} = \{(x_i, z_i)\}_{i=1}^n$  of  $(X, Z)$  as well as additional hyper-parameters for training, for example the learning rate  $\eta$ .

**Output:** The corresponding latents  $\epsilon_X$  of  $X$  given  $Z$ .

- 1) Initialize neural networks  $\text{MLP}_\mu$ ,  $\text{MLP}_{\log \sigma^2}$ , and  $\text{MLP}_w$ . Denote the union set of their parameters as  $\theta$ .
- 2) Repeat until converge:
  - a) Sample a mini-batch  $\mathcal{B}$  of  $b$  samples from  $\mathcal{D}$ .
  - b) Compute the mini-batch means, variances, and weights of the conditional Gaussian mixtures:

$$\begin{aligned}\mu &:= \text{MLP}_\mu(z_{\mathcal{B}}) \\ \sigma^2 &:= \exp(\text{MLP}_{\log \sigma^2}(z_{\mathcal{B}})) \\ w &:= \text{MLP}_w(z_{\mathcal{B}})\end{aligned}$$

- c) Compute the mini-batch log-likelihood:

$$\mathcal{L} := \frac{1}{b} \sum_{i \in \mathcal{B}} \log w_i \cdot \mathcal{N}(x_i; \mu_i, \sigma_i^2)$$

- d) Update parameters using gradient ascent:

$$\theta := \theta + \eta \nabla_{\theta} \mathcal{L}$$

- 3) Infer the latents for the whole dataset  $\mathcal{D}$ :

$$\begin{aligned}\mu &:= \text{MLP}_\mu(z_{\mathcal{D}}) \\ \sigma^2 &:= \exp(\text{MLP}_{\log \sigma^2}(z_{\mathcal{D}})) \\ w &:= \text{MLP}_w(z_{\mathcal{D}}) \\ u &:= w \cdot \Phi(x_{\mathcal{D}}; \mu, \sigma^2) \\ \epsilon_X &:= \Phi^{-1}(u)\end{aligned}$$

- 4) Return  $\epsilon_X$ .
- 

3) *Learning Conditional Normalizing Flows:* Similarly to conventional NFs, we adopt the Maximum Likelihood Estimation (MLE) framework to learn the CNF modules for  $X$  and  $Y$ .

With a fixed number of components  $k$ , we denote  $\theta$  as the total set of parameters to be learned, which includes the parameters of the neural networks  $\mu(z)$ ,  $\log \sigma^2(z)$ , and  $w(z)$ . Then, the conditional likelihood of  $X$  is given by

$$p_{\theta}(x|z) = \sum_{i=1}^k w_i(z) \mathcal{N}(x; \mu_i(z), \sigma_i^2(z))$$

and we aim to maximize the log-likelihood of observed  $X$  conditioned on  $Z$  over the space of  $\theta$ :

$$\begin{aligned}\mathcal{L}(\theta) &:= \frac{1}{n} \sum_{i=1}^n \log p_{\theta}(x_i|z_i) \\ \theta_{\text{MLE}}^* &:= \arg \max_{\theta} \mathcal{L}(\theta)\end{aligned}$$

---

**Algorithm 2:** The proposed Latent representation based Conditional Independence Testing (LCIT) algorithm.

---

**Input:** Empirical samples  $\mathcal{D} = \{(x_i, y_i, z_i)\}_{i=1}^n$  of  $(X, Y, Z)$  and the significance level  $\alpha$ .

**Output:** The  $p$ -value and whether  $X \perp\!\!\!\perp Y|Z$  or not.

- 1) Use Algorithm 1 to infer the latents  $\epsilon_X$  and  $\epsilon_Y$ .
- 2) Calculate the test statistic and  $p$ -value:

$$\begin{aligned}r &:= \frac{\text{cov}(\epsilon_X, \epsilon_Y)}{\sigma_{\epsilon_X} \sigma_{\epsilon_Y}} \\ t &:= \frac{1}{2} \ln \frac{1+r}{1-r} \\ p\text{-value} &:= 2(1 - \Phi(|t| \sqrt{n-3}))\end{aligned}$$

- 3) Return  $p$ -value and

$$\text{Conclusion} := \begin{cases} X \perp\!\!\!\perp Y|Z & \text{if } p\text{-value} > \alpha \\ X \not\perp\!\!\!\perp Y|Z & \text{if } p\text{-value} \leq \alpha \end{cases}$$


---

where  $\{(x_i, z_i)\}_{i=1}^n$  is the set of  $n$  observed samples of  $(X, Z)$ .

Subsequently, a gradient based optimization framework can be applied to learn  $\theta$  since  $\mathcal{L}$  is fully differentiable. In summary, Algorithm 1 highlights the main steps of the training process.

### C. Marginal Independence Test for the Latents

For two jointly Gaussian variables<sup>2</sup>, their independence is equivalent to zero Pearson's correlation coefficient. Therefore, we can resort to Fisher's transformation to get the test statistic, which has approximate Gaussian distribution under the null hypothesis, hence the closed form of the  $p$ -value is available [15].

To be more specific, first we calculate the Pearson's correlation coefficient  $r$  between  $\epsilon_X$  and  $\epsilon_Y$ , then turn it into the test statistic  $t$  using the Fisher's transformation:

$$\begin{aligned}r &:= \frac{\text{cov}(\epsilon_X, \epsilon_Y)}{\sigma_{\epsilon_X} \sigma_{\epsilon_Y}} \\ t &:= \frac{1}{2} \ln \frac{1+r}{1-r}\end{aligned}$$

where the test statistic  $t$  has an approximate Gaussian distribution with mean  $\frac{1}{2} \ln \frac{1+\rho}{1-\rho}$  and standard deviation of  $\frac{1}{\sqrt{n-3}}$  where  $\rho$  is the true correlation between  $\epsilon_X$  and  $\epsilon_Y$ , and  $n$  is the sample size.

Therefore, under the null hypothesis where  $\rho = 0$ , the  $p$ -value for  $t$  can be calculated as the two-tail extreme region:

$$p\text{-value} := 2(1 - \Phi(|t| \sqrt{n-3}))$$

Finally, with a significance level of  $\alpha$ , the null hypothesis  $\mathcal{H}_0$  is rejected if  $p$ -value  $< \alpha$ , otherwise we fail to reject  $\mathcal{H}_0$

<sup>2</sup>While our procedure only constrains  $(\epsilon_X, \epsilon_Y)$  to be marginally Gaussian, the experiments show that it is still robust in a wide range of scenarios.

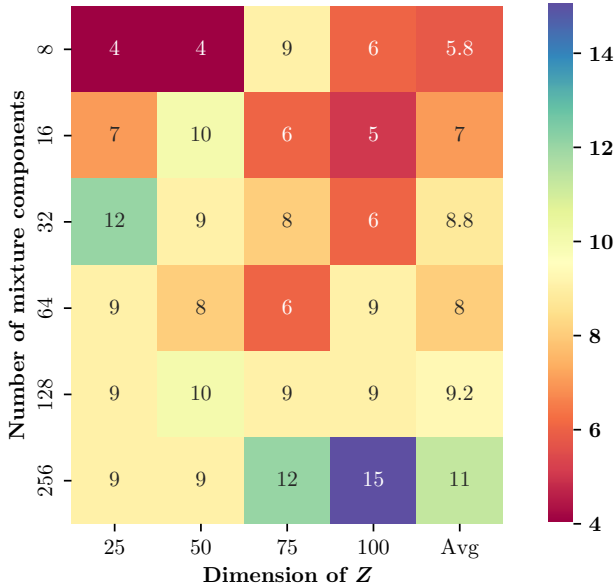


Figure 2. Hyper-parameter tuning results for the number of mixture components. The number in each cell denotes the number of runs that have the respective number of components as the best setting recorded. Each column sums to 50 independent runs.

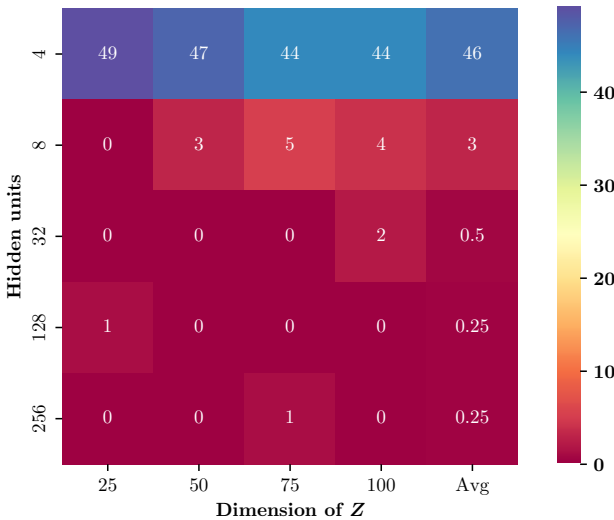


Figure 3. Hyper-parameter tuning results for the hidden layer size. The number in each cell denotes the number of runs that have the respective number of hidden units as the best setting recorded. Each column sums to 50 independent runs.

and have to conclude conditional dependence  $X \not\perp\!\!\!\perp Y|Z$ . To summarize, see Algorithm 2 for the whole computation flow of the proposed **LCIT** method.

## IV. EXPERIMENTS

### A. Setup

1) *Methods*: We demonstrate the effectiveness of the **LCIT** in conditional independence testing tasks on synthetic and real data against popular and recent state-of-the-art methods across different approaches. More specifically, we consider the

Kernel-based **KCIT**<sup>3</sup> method [53] as a popular competitor, the recently emerged residual similarity based **SCIT**<sup>4</sup> approach [50], and lastly the classification based **CCIT**<sup>5</sup> algorithm [41]. Regarding the configurations, we use the default parameters recommended by respective baseline methods.

Additionally, for all methods, we first apply a standard normalization step for each of  $X$ ,  $Y$ , and  $Z$  before performing the tests.

Specifically for **LCIT**, we parametrize  $\text{MLP}_\mu$ ,  $\text{MLP}_{\log \sigma^2}$ , and  $\text{MLP}_w$  with neural networks of one hidden layer, Rectifier Linear Unit (ReLU) and Batch-normalization [18] activation functions. The hyper-parameters specifications and analyses are considered in the followings.

2) *Training CNFs*: We implement the CNF modules using the PyTorch framework [30]. Each CNF module is trained using the Adam optimization algorithm with fixed learning rate of  $5 \times 10^{-3}$ , weight decay of  $5 \times 10^{-5}$  to help regularize the model’s complexity, and batch size of 64.

3) *Data processing*: Before feeding data into the CNF modules, apart from data standardization as other methods, we additionally handle outliers by clipping the data to be in between the 2.5% and 97.5% quantiles of each dimension, which helps stabilize the training process since neural networks can be very sensitive to extreme values.

Subsequently, the input dataset is divided into training and validation sets with a ratio of 70/30, where the training portion is used to learn parameters and the validation set enables early stopping. We notice that typically, the training process only requires under 20 training epochs.

4) *Hyper-parameters*: The most important hyper-parameters presented in our models are the number of Gaussian mixture components and the hidden layer sizes, which together determine the expressiveness of the CNF. To examine which set of configuration works best, we furthermore perform hyper-parameter tuning on these two factors using the Optuna framework [1].

Specifically, we simulate 50 random datasets in the same manner as in sub-section IV-B, both CI and non-CI labels, for each number of dimensions of  $Z$  varying in  $\{25, 50, 75, 100\}$ . With each dataset we execute 20 Optuna trials to find the best configuration, where the number of components varies in  $\{8, 16, 32, 64, 128, 256\}$  and the number of units in the hidden layer takes value in  $\{4, 8, 16, 32, 64, 128, 256\}$ . The objective is the sum of the maximum log-likelihoods of  $X$  and  $Y$  conditioned on  $Z$ . Finally, the most advantageous setting by far is recorded.

The summary of best configurations found via hyper-parameter tuning is showed in Figure 2 and Figure 3. It is clear that the more mixture components is usually preferable, while a small number of hidden units is sufficiently effective to retain a high performance. Based on these, we fix 32 Gaussian components for all other experiments in order to keep compu-

<sup>3</sup>We use the KCIT implementation from the CMU causal-learn package: <https://github.com/cmu-phil/causal-learn>

<sup>4</sup>We follow the authors’ original source code in Matlab: <https://github.com/Causality-Inference/SCIT>

<sup>5</sup>We use the implementation from original authors: <https://github.com/rajatsen91/CCIT>



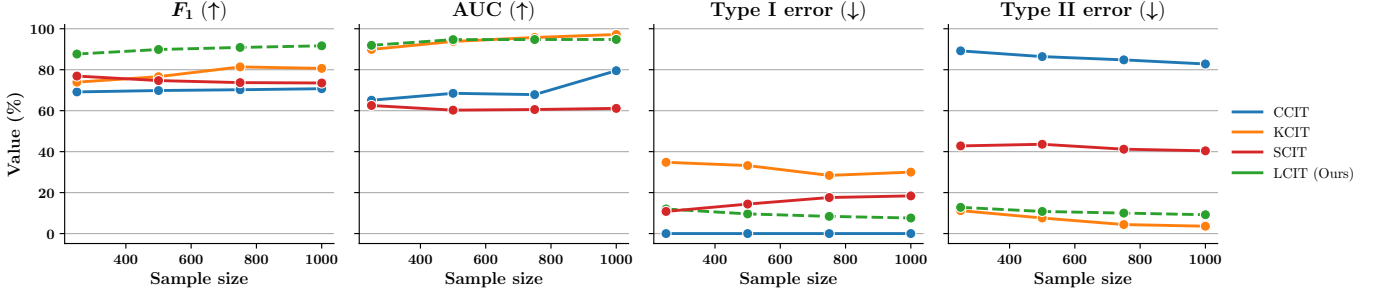


Figure 4. Conditional Independence Testing performance as a function of sample size. The evaluation metrics are  $F_1$  score, AUC (higher is better), Type I and Type II error rates (lower is better). We compare our proposed **LCIT** method with three baselines CCIT [41], KCIT [53], and SCIT [50]. Our method achieves the best  $F_1$  and AUC scores, and is the only method that retains good scores in all metrics and sample sizes.

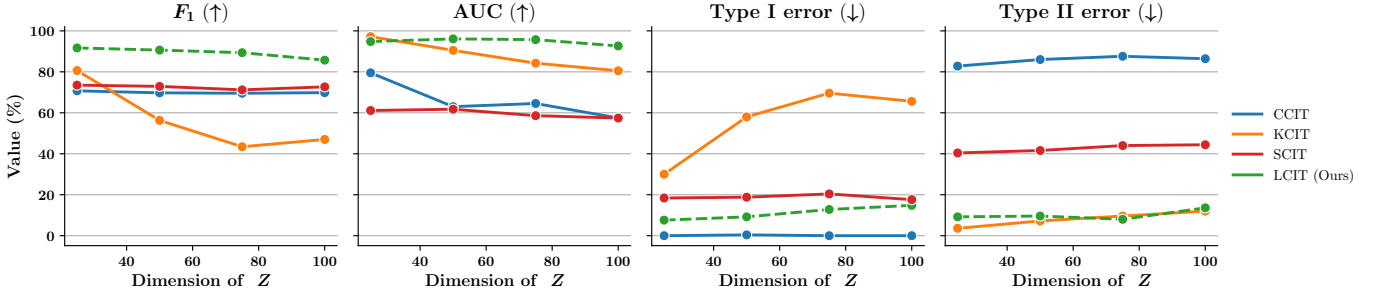


Figure 5. Conditional Independence Testing performance as a function of dimensionality. The evaluation metrics are  $F_1$  score, AUC (higher is better), Type I and Type II error rates (lower is better). We compare our proposed **LCIT** method with three baselines CCIT [41], KCIT [53], and SCIT [50]. Our method achieves the best  $F_1$  and AUC scores, and is the only method that retains good scores in all metrics and dimensionalities.

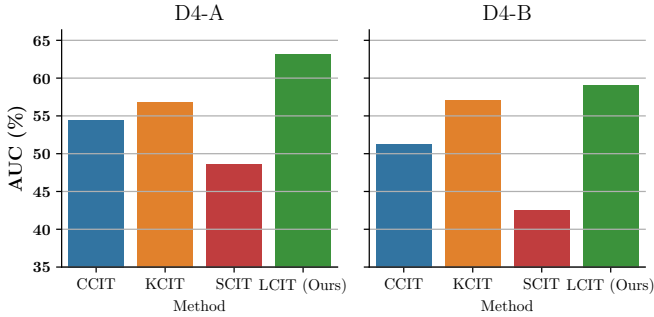


Figure 6. Conditional Independence Testing performance on real datasets. The evaluation metrics is AUC (higher is better). We compare our proposed **LCIT** method with three baselines CCIT [41], KCIT [53], and SCIT [50]. **LCIT** surpasses all other methods, especially SCIT in large margins.

tations low with only a small loss of performance compared with larger numbers of components. On another hand, four hidden units is also used for every experiments since it is both computationally efficient and sufficiently expressive.

### B. Synthetic data

Following several closed related studies [53], [8], [45], [3], we randomly simulate the datasets following the post-nonlinear additive noise model:

$$\begin{aligned} \mathcal{H}_0 : Z &:= f(X \otimes a + E_f), & Y &:= g(\langle Z, b \rangle + E_g) \\ \mathcal{H}_1 : Z &:= f(X \otimes a + E_f), & Y &:= g(\langle Z, b \rangle + cX + E_g) \end{aligned}$$

with  $X := 2E_X$  where  $E_X$ ,  $E_f$ , and  $E_g$  are independent noise variables following the same distribution randomly selected from  $\{\mathcal{U}(-1, 1), \mathcal{N}(0, 1), \text{Laplace}(0, 1)\}$ . The  $\otimes$  and  $\langle \cdot, \cdot \rangle$  denote the outer and inner products, respectively. Additionally,  $a, b \sim \mathcal{U}(-1, 1)^d$ ,  $c \sim \mathcal{U}(1, 2)$ , and  $f, g$  are uniformly chosen from a rich set of mostly non-linear functions  $\{\alpha x, x^2, x^3, \tanh x, x^{-1}, e^{-x}, \frac{1}{1+e^{-x}}\}$ <sup>6</sup>.

1) *Effect of different sample sizes:* To study the performance of the **LCIT** against alternative tests across different sample sizes, we fix the dimensionality  $d$  of  $Z$  at 25 and vary the sample size from 250 to 1,000. We measure the CI testing performance under four different metrics, namely the  $F_1$  score (higher is better), Area Under the Receiver Operating Characteristic Curve (AUC, higher is better), as well as Type I and Type errors II (lower is better). More specifically, Type I error refers to the proportion of false rejections under  $\mathcal{H}_0$ , and Type II error reflects the proportion of false acceptances under  $\mathcal{H}_1$ . These metrics are evaluated using 250 independent runs for each combination of method, sample size, and label. Additionally, for  $F_1$  score, Type I, and Type II errors, we adopt the commonly used significance level of  $\alpha = 0.05$ .

The result is reported in Figure (4), which shows that our method is the only one achieving good and stable performance in all four evaluation criteria. Remarkably, **LCIT** scores the highest in terms of  $F_1$  measure, surpassing all other tests with clear differences. Furthermore, **LCIT**, along with KCIT, also

<sup>6</sup>The input is appropriately scaled and translated before being fed into each function.



obtains the highest AUC scores, approaching closely to 100% as more samples are used, and marginally outperforms the two recent state-of-the-arts CCIT and SCIT at considerable margins. For both Type I and II errors, **LCIT** stably earns the second lowest in overall, at around 10%.

Meanwhile, KCIT achieves the lowest Type II errors, but its Type I errors are completely larger than those of all other methods, suggesting that KCIT majorly returns conditional dependence as output. In contrary, while CCIT is able to obtain virtually no error in Type I, its use becomes greatly unreliable when viewed from the perspective of Type II errors. This indicates that CCIT in general usually favors outputting conditional independence as the answer.

2) *Effect of high dimensional conditioning sets:* In Figure (5) we study the change in performance of **LCIT** as well as other methods in higher dimensional settings. Concretely, we fix the sample size at 1,000 samples and increase the dimension of  $Z$  from 25 to 100. The result shows that our method consistently outperforms other state-of-the-arts as the dimensionality of  $Z$  increases, as evidenced by the highest AUC scores in overall, leaving CCIT and SCIT by up to roughly 40 units, while having comparably low error rates.

Generally, we can see a visible decline in performance of all methods, especially KCIT and CCIT. The AUC score of KCIT drops rapidly by 20 units from the smallest to largest numbers of dimensions, whereas its  $F_1$  score deteriorates quickly to half of the initial value, and the Type I errors are always the highest among all considered algorithms. On another hand, CCIT also has vanishing Type I errors but exceedingly high Type II errors similarly to that in Figure (4).

### C. Real data

To furthermore demonstrate the robustness of the proposed **LCIT** test, we evaluate it against other state-of-the-arts in CI testing on real datasets.

In general, real datasets of triplets  $(X, Y, Z)$  for CI test benchmarking are not available, so we have to resort to data coming with ground truth networks instead, which are still relatively rare and there are few consensus benchmark datasets.

In this study, we examine two datasets from the Dialogue for Reverse Engineering Assessments and Methods challenge<sup>7</sup>, ninth edition (referred to as DREAM4) [25], [24], where the data is publicly accessible with the ground-truth gene regulatory networks presented. The challenge’s objective is to recover the gene regulatory networks given their gene expression data only. Therefore, the data sets are well fit to the application of our method and CI tests in general.

Regarding data description, each data set includes a ground truth transcriptional regulatory network of *Escherichia coli* or *Saccharomyces cerevisiae*, along with observations of gene expression measurements. We denote the two considered datasets as D4-A and D4-B, where D4-A is from the first sub-challenge of the contest that contains 10 genes with 105 gene expression observations, whereas D4-B comes from the second sub-challenge and consists of 100 genes complemented with 210 gene expression samples.

Next, we extract conditional independent and conditional dependent triplets  $(X, Y, Z)$  from the ground truth networks. This process is done based on the fact that if there is a direct connection between two nodes in a network, then regardless of the conditioning set, they remain conditionally dependent. Otherwise, the union of their parent sets should d-separate all paths connecting them, rendering them conditionally independent given the joint parents set [31]. To create class-balance datasets, for D4-A, we collect 30 conditional independence and 30 conditional dependence relationships, while the number of relationships from D4-B are 50 each.

The CI testing performance on the DREAM4 datasets is reported in Figure 6. It can be seen that the results follow relatively consistently with synthetic data scenarios, with **LCIT** being the best performer, followed by KCIT. Meanwhile, CCIT and SCIT considerably underperform with AUC scores around or under 50%, comparable to a fair-coin random guesser.

## V. CONCLUSION AND FUTURE WORK

In this paper we propose a representation learning approach to conditional independence testing called **LCIT**. Through the use of conditional normalizing flows, we transform the difficult conditional independence testing problem into an easier unconditional independence testing problem. We showcase the performance of our **LCIT** method via intensive experiments including synthetic datasets of highly complex relationships, as well as real datasets in bio-genetics. The empirical results show that **LCIT** performs really well and is able to consistently outperform existing state-of-the-arts.

Conditional independence testing is a generic tool that serves as the basis of a wide variety of scientific tasks, especially in causal discovery. Therefore, the development of **LCIT** offers a promising generic alternative solution for these problems and methods.

As for future perspectives, since the latent representation based approach is first used in **LCIT**, it opens doors for further scientific developments of conditional independence tests based on representation learning, which are expected to greatly improve from **LCIT** and are able to extend to more challenging scenarios such as heterogeneity and missing data.

## REFERENCES

- [1] Takuya Akiba, Shotaro Sano, Toshihiko Yanase, Takeru Ohta, and Masanori Koyama. Optuna: A next-generation hyperparameter optimization framework. In *Proceedings of the ACM SIGKDD International Conference on Knowledge Discovery & Data Mining*, pages 2623–2631, 2019.
- [2] Kunihiko Baba, Ritei Shibata, and Masaaki Sibuya. Partial correlation and conditional correlation as measures of conditional independence. *Australian & New Zealand Journal of Statistics*, pages 657–664, 2004.
- [3] Alexis Bellot and Mihaela van der Schaar. Conditional independence testing using generative adversarial networks. In *Advances in Neural Information Processing Systems*, 2019.
- [4] Yinan Cao, Christopher Summerfield, Hame Park, Bruno Lucio Giordano, and Christoph Kayser. Causal inference in the multisensory brain. *Neuron*, 102(5):1076–1087, 2019.
- [5] Ilias Diakonikolas and Daniel M Kane. A new approach for testing properties of discrete distributions. In *Proceedings of the Annual Symposium on Foundations of Computer Science*, pages 685–694, 2016.
- [6] Laurent Dinh, David Krueger, and Yoshua Bengio. Nice: Non-linear independent components estimation. *arXiv preprint arXiv:1410.8516*, 2014.

<sup>7</sup><https://dreamchallenges.org>

- [7] Laurent Dinh, Jascha Sohl-Dickstein, and Samy Bengio. Density estimation using real NVP. *arXiv preprint arXiv:1605.08803*, 2016.
- [8] Gary Doran, Krikamol Muandet, Kun Zhang, and Bernhard Schölkopf. A permutation-based kernel conditional independence test. In *Proceedings of the Conference on Uncertainty in Artificial Intelligence*, pages 132–141, 2014.
- [9] Jalal Etesami, Kun Zhang, and Negar Kiyavash. A new measure of conditional dependence. *arXiv preprint arXiv:1704.00607*, 2017.
- [10] Kenji Fukumizu, Francis R Bach, and Michael I Jordan. Dimensionality reduction for supervised learning with reproducing kernel Hilbert spaces. *Journal of Machine Learning Research*, pages 73–99, 2004.
- [11] Kenji Fukumizu, Arthur Gretton, Xiaohai Sun, and Bernhard Schölkopf. Kernel measures of conditional dependence. In *Advances in Neural Information Processing Systems*, 2007.
- [12] Ian Goodfellow, Yoshua Bengio, and Aaron Courville. *Deep learning*. 2016.
- [13] Ian Goodfellow, Jean Pouget-Abadie, Mehdi Mirza, Bing Xu, David Warde-Farley, Sherjil Ozair, Aaron Courville, and Yoshua Bengio. Generative adversarial nets. In *Advances in Neural Information Processing Systems*, 2014.
- [14] Moritz Grosse-Wentrup, Dominik Janzing, Markus Siegel, and Bernhard Schölkopf. Identification of causal relations in neuroimaging data with latent confounders: An instrumental variable approach. *NeuroImage*, pages 825–833, 2016.
- [15] Harold Hotelling. New light on the correlation coefficient and its transforms. *Journal of the Royal Statistical Society. Series B (Methodological)*, pages 193–232, 1953.
- [16] Patrik O Hoyer, Dominik Janzing, Joris M Mooij, Jonas Peters, and Bernhard Schölkopf. Nonlinear causal discovery with additive noise models. In *Advances in Neural Information Processing Systems*, pages 689–696, 2008.
- [17] Paul Hünermund and Elias Bareinboim. Causal inference and data fusion in econometrics. *arXiv preprint arXiv:1912.09104*, 2019.
- [18] Sergey Ioffe and Christian Szegedy. Batch normalization: Accelerating deep network training by reducing internal covariate shift. In *Proceedings of the International Conference on Machine Learning*, pages 448–456, 2015.
- [19] Diederik P Kingma and Max Welling. Auto-encoding variational bayes. *arXiv preprint arXiv:1312.6114*, 2013.
- [20] Durk P Kingma and Prafulla Dhariwal. Glow: Generative flow with invertible 1x1 convolutions. In *Advances in Neural Information Processing Systems*, 2018.
- [21] Durk P Kingma, Tim Salimans, Rafal Jozefowicz, Xi Chen, Ilya Sutskever, and Max Welling. Improved variational inference with inverse autoregressive flow. In *Advances in Neural Information Processing Systems*, 2016.
- [22] Lyudmyla F Kozachenko and Nikolai N Leonenko. Sample estimate of the entropy of a random vector. *Problemy Peredachi Informatsii*, pages 9–16, 1987.
- [23] Mariusz Kubkowski, Jan Mielniczuk, and Pawel Teisseyre. How to gain on power: Novel conditional independence tests based on short expansion of conditional mutual information. *Journal of Machine Learning Research*, pages 1–57, 2021.
- [24] Daniel Marbach, Robert J Prill, Thomas Schaffter, Claudio Mattiussi, Dario Floreano, and Gustavo Stolovitzky. Revealing strengths and weaknesses of methods for gene network inference. *Proceedings of the National Academy of Sciences*, 107(14):6286–6291, 2010.
- [25] Daniel Marbach, Thomas Schaffter, Claudio Mattiussi, and Dario Floreano. Generating realistic in silico gene networks for performance assessment of reverse engineering methods. *Journal of Computational Biology*, 16(2):229–239, 2009.
- [26] Sudipto Mukherjee, Himanshu Asnani, and Sreeram Kannan. CCMi: Classifier based conditional mutual information estimation. In *Proceedings of the Conference on Uncertainty in Artificial Intelligence*, pages 1083–1093, 2020.
- [27] Thomas Müller, Brian McWilliams, Fabrice Rousselle, Markus Gross, and Jan Novák. Neural importance sampling. *ACM Transactions on Graphics*, pages 1–19, 2019.
- [28] George Papamakarios, Eric T Nalisnick, Danilo Jimenez Rezende, Shakir Mohamed, and Balaji Lakshminarayanan. Normalizing flows for probabilistic modeling and inference. *Journal of Machine Learning Research*, pages 1–64, 2021.
- [29] George Papamakarios, Theo Pavlakou, and Iain Murray. Masked autoregressive flow for density estimation. In *Advances in Neural Information Processing Systems*, 2017.
- [30] Adam Paszke, Sam Gross, Francisco Massa, Adam Lerer, James Bradbury, Gregory Chanan, Trevor Killeen, Zeming Lin, Natalia Gimelshein, Luca Antiga, et al. Pytorch: An imperative style, high-performance deep learning library. In *Advances in Neural Information Processing Systems*, 2019.
- [31] Judea Pearl. *Quantified representation of uncertainty and imprecision*, chapter Graphical models for probabilistic and causal reasoning, pages 367–389. Springer, 1998.
- [32] Judea Pearl and Azaria Paz. GRAPHOIDS: Graph-based logic for reasoning about relevance relations or when would x tell you more about y if you already know z? In *Proceedings of the European Conference on Artificial Intelligence*, pages 357–363, 1986.
- [33] Lasse Petersen and Niels Richard Hansen. Testing conditional independence via quantile regression based partial copulas. *Journal of Machine Learning Research*, pages 1–47, 2021.
- [34] Aaditya Ramdas, Sashank Jakkam Reddi, Barnabás Póczos, Aarti Singh, and Larry Wasserman. On the decreasing power of kernel and distance based nonparametric hypothesis tests in high dimensions. In *Proceedings of the AAAI Conference on Artificial Intelligence*, 2015.
- [35] Danilo Rezende and Shakir Mohamed. Variational inference with normalizing flows. In *Proceedings of the International Conference on Machine Learning*, pages 1530–1538, 2015.
- [36] Jakob Runge. Conditional independence testing based on a nearest-neighbor estimator of conditional mutual information. In *Proceedings of the International Conference on Artificial Intelligence and Statistics*, pages 938–947, 2018.
- [37] Karen Sachs, Omar Perez, Dana Pe’er, Douglas A Lauffenburger, and Garry P Nolan. Causal protein-signaling networks derived from multiparameter single-cell data. *Science*, 308(5721):523–529, 2005.
- [38] Bernhard Schölkopf, Dominik Janzing, and David Lopez-Paz. Causal and statistical learning. *Oberwolfach Reports*, 13(3):1896–1899, 2016.
- [39] Bernhard Schölkopf, Francesco Locatello, Stefan Bauer, Nan Rosemary Ke, Nal Kalchbrenner, Anirudh Goyal, and Yoshua Bengio. Toward causal representation learning. *Proceedings of the IEEE*, 109(5):612–634, 2021.
- [40] Bernhard Schölkopf and Julius von Kügelgen. From statistical to causal learning. *arXiv preprint arXiv:2204.00607*, 2022.
- [41] Rajat Sen, Ananda Theertha Suresh, Karthikeyan Shanmugam, Alexandros G Dimakis, and Sanjay Shakkottai. Model-powered conditional independence test. In *Advances in Neural Information Processing Systems*, 2017.
- [42] Chengchun Shi, Tianlin Xu, Wicher Bergsma, and Lexin Li. Double generative adversarial networks for conditional independence testing. *Journal of Machine Learning Research*, pages 1–32, 2021.
- [43] Peter Spirtes and Clark Glymour. An algorithm for fast recovery of sparse causal graphs. *Social Science Computer Review*, 9(1):62–72, 1991.
- [44] Peter Spirtes, Clark N Glymour, Richard Scheines, and David Heckerman. *Causation, prediction, and search*. MIT Press, 2000.
- [45] Eric V Strobl, Kun Zhang, and Shyam Visweswaran. Approximate kernel-based conditional independence tests for fast non-parametric causal discovery. *Journal of Causal Inference*, 2019.
- [46] Liangjun Su and Halbert White. A nonparametric Hellinger metric test for conditional independence. *Econometric Theory*, pages 829–864, 2008.
- [47] Esteban G Tabak and Eric Vanden-Eijnden. Density estimation by dual ascent of the log-likelihood. *Communications in Mathematical Sciences*, pages 217–233, 2010.
- [48] Andrew Warren. Wasserstein conditional independence testing. *arXiv preprint arXiv:2107.14184*, 2021.
- [49] Bin Zhang, Chris Gaiteri, Liviu-Gabriel Bodea, Zhi Wang, Joshua McElwee, Alexei A Podtelezhnikov, Chunsheng Zhang, Tao Xie, Linh Tran, Radu Dobrin, et al. Integrated systems approach identifies genetic nodes and networks in late-onset Alzheimer’s disease. *Cell*, 153(3):707–720, 2013.
- [50] Hao Zhang, Kun Zhang, Shuigeng Zhou, and Jihong Guan. Residual similarity based conditional independence test and its application in causal discovery. In *Proceedings of the AAAI Conference on Artificial Intelligence*, 2022.
- [51] Hao Zhang, Kun Zhang, Shuigeng Zhou, Jihong Guan, and Ji Zhang. Testing independence between linear combinations for causal discovery. In *Proceedings of the AAAI Conference on Artificial Intelligence*, pages 6538–6546, 2021.
- [52] Hao Zhang, Shuigeng Zhou, Kun Zhang, and Jihong Guan. Causal discovery using regression-based conditional independence tests. In *Proceedings of the AAAI Conference on Artificial Intelligence*, 2017.
- [53] Kun Zhang, Jonas Peters, Dominik Janzing, and Bernhard Schölkopf. Kernel-based conditional independence test and application in causal discovery. *arXiv preprint arXiv:1202.3775*, 2012.

- [54] Zachary Ziegler and Alexander Rush. Latent normalizing flows for discrete sequences. In *Proceedings of the International Conference on Machine Learning*, pages 7673–7682, 2019.