

# Semi-supervised Training for Knowledge Base Graph Self-attention Networks on Link Prediction

Shuanglong Yao<sup>1</sup>, Dechang Pi<sup>1,\*</sup>, Junfu Chen<sup>1</sup>, Yufei Liu<sup>2</sup>, Zhiyuan Wu<sup>1</sup>

<sup>1</sup> College of Computer Science and Technology,  
Nanjing University of Aeronautics and Astronautics, Nanjing, 211106, China

<sup>2</sup> College of Information Engineering,  
Nanjing University of Finance and Economics, Nanjing, 211106, China

---

## Abstract

The task of link prediction aims to solve the problem of incomplete knowledge caused by the difficulty of collecting facts from the real world. GCNs-based models are widely applied to solve link prediction problems due to their sophistication, but GCNs-based models are suffering from two problems in the structure and training process. 1) The transformation methods of GCN layers become increasingly complex in GCN-based knowledge representation models; 2) Due to the incompleteness of the knowledge graph collection process, there are many uncollected true facts in the labeled negative samples. Therefore, this paper investigates the characteristic of the information aggregation coefficient (self-attention) of adjacent nodes and redesigns the self-attention mechanism of the GAT structure. Meanwhile, inspired by human thinking habits, we designed a semi-supervised self-training method over pre-trained models. Experimental results on the benchmark datasets FB15k-237 and WN18RR show that our proposed self-attention mechanism and semi-supervised self-training method can effectively improve the performance of the link prediction task. If you look at FB15k-237, for example, the proposed method improves Hits@1 by about 30%.

*Keywords:* Knowledge graphs, link prediction, self-attention, semi-supervised self-training

---

## 1. Introduction

With the emergence and more and more applications of knowledge graphs, knowledge graphs have been widely recognized by the industry as effectively improving the performance of downstream tasks in the field of artificial intelligence, such as intelligence search, personalized recommendation, knowledge Q & A[1, 2], etc. However, collecting a complete knowledge graph

---

\*Corresponding author

Email addresses: shuanglongyao@gmail.com (Shuanglong Yao), pinuaa@nuaa.edu.cn (Dechang Pi), cjf@nuaa.edu.cn (Junfu Chen), liuyufei@nuaa.edu.cn (Yufei Liu<sup>2</sup>), wuzhiyuan@nuaa.edu.cn (Zhiyuan Wu)

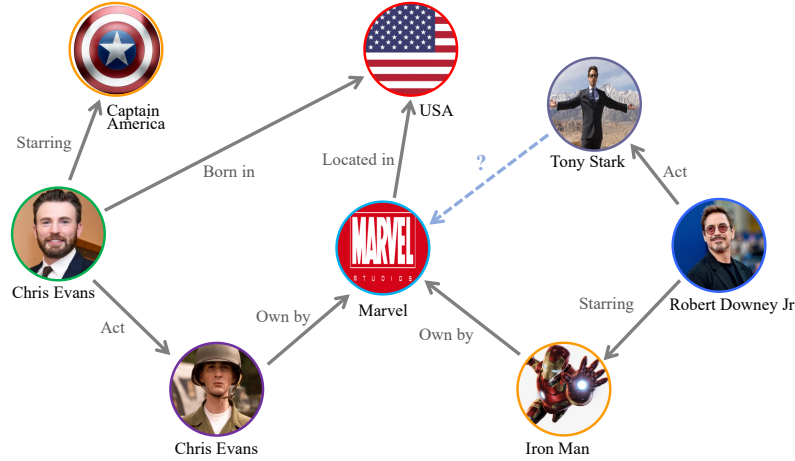


Figure 1: An example of knowledge graphs

from the real world is a huge task, which requires a huge amount of manpower[3]. Therefore, it's important to quickly and effectively fill in the gaps in the collected knowledge graph.

Typically, a piece of knowledge fact is collected by knowledge graphs in the form of a triplet, such as (head entity, relationship, tail entity), which is mathematically expressed as  $(h, r, t)$ [4]. For each fact, the relationship connects the head entity and the tail entity, and it is directional. Knowledge completion is commonly referred to in knowledge graph research as “link prediction”, which explains the missing triples through a mathematical model trained by the collected facts. In research of knowledge graph, knowledge completion is usually referred as link prediction[5, 6], which reasons the missing triplet through mathematical model, which can be trained by the collected facts. Specifically, knowledge completion aims to infer the tail entity  $t$  when the head entity  $h$  and relationship  $r$  are known, i.e.,  $(h, r, ?) \rightarrow t$ , or reason the head entity  $h$  under the condition of given  $r$  and  $t$ , i.e.,  $(?, r, t) \rightarrow h$ . This is very helpful for solving reasoning problems in the real world. For instance, based on the knowledge graph shown in Figure 1, the real question, “*which company does the character Tony Stark belong to ?*”, can be simplified as a link prediction in the form of  $(\text{Tony Stark}, \text{Own by}, ?)$ . As shown in Figure 1, the knowledge graph includes three facts: (Robert Downey Jr, act, Tony Stark); (Robert Downey Jr, Starring, Iron Man); and (Iron Man, Own by, Marvel), which implies the similar connection structure of neighbours of Chris Evans. Therefore, a new fact (Toney Stark, Own by, Marvel) can be roughly inferred. Obviously, applying the knowledge graph to knowledge Q&A will effectively improve the accuracy of answers.

Recently, GNN-based graph representation learning methods have achieved remarkable results in many network tasks, such as node classification, node prediction, edge classification, link prediction, and subgraph classification. As shown in Figure 1, despite its heterogeneous directivity,

the knowledge graph is also a kind of graph data. Hence, it provides a new way to resolve the issue of knowledge incompleteness through introducing the GNN-based graph representation approaches into the study of knowledge graphs. However, with the application of the GNN-based model on the knowledge completion task, the structure of GNN-based knowledge representation models exhibits two obvious issues: 1) For the GCN-based method, the complexity of linear transformation in GCN isn't the key factor in the overall improvement, which has been verified by experimental results of CompGCN; 2) For the GAT-based method, the attention vector captures much global information noise in the process of neighbor information aggregation.

Meanwhile, the negative sample generating strategy during training is also a key factor affecting the performance of the final model. In practice, the existing knowledge graphs only collect the true facts in the real world; that is, there are no negative samples that need to be generated by two kinds of strategies. 1) **Random generation**, replaces an entity from each triplet at random with a known entity from the knowledge graph's entity set[7]. In this method, the new triplets are generated with strong randomness and mislabeling. For example, the generated negative samples may be the collected facts in the test set. 2) **Direct generation**, directly defines each uncollected fact as a negative sample, which leads to higher mislabeling, but this way is simple and generates quickly[8]. Obviously, no matter which method is used, there will inevitably be a large number of "negative samples" with the wrong labels.

This paper proposes a new *knowledge base graph self-attention network* (KBGSAT) by redesigning the self-attention mechanism of GATs in order to address the structural problem and achieve more efficient performance. Firstly, the simple splicing operation is used as the linear transformation in this paper. Secondly, unlike traditional GAT-based models, which focus on the direct setting of the global attention vector, this paper studies the softmax influence of link features obtained by the linear transformation and the multiplication operation. Theoretically, they are the key factors affecting softmax in the attention mechanism.

Inspired by the associative memory process of human brain, this paper proposes a novel *semi-supervised self-training method* for the fine-tuning process. Associative memory is a method of human learning through associative comparison in the process of memory. It can be regarded as a retraining process of the model through new facts generated by the pre-trained model. Still, taking the knowledge graph of Figure 1 as an example, it is difficult to directly reason the question (Robert Downey Jr, Born in, ?). When comparing and associating Robert Downey Jr with Charles Evans, it is easy to infer (Robert Downey Jr, born in USA) if two predicted facts (Tony Stark, owned by Marvel) and (Captain America, owned by Marvel) are added to the current knowledge graph of Figure 1. Actually, the facts, which are generated during the process of associative memory, are not necessarily right, but they can still improve people's reasoning abilities. Furthermore, this process is extraordinary for knowledge completion, because models can be retrained on meaningful questions with unknown answers through this method. In other words, the question itself can be used to train the model.

In order to evaluate the effectiveness of the proposed model KBGSAT and semi-supervising

training method, we conducted experiments on the widely used benchmark data sets FB15k-237 and WN18RR. The experimental results show that the model KBGSAT, with semi-supervised self-training, has achieved better performance than the state-of-the-art link prediction approaches on some metrics. In particular, it has achieved a relative improvement of about 30.7% in Hits@1 on the benchmark data FB15k-237.

Our specific contributions are summarized as follows:

- 1) Propose a new knowledge completion model in graph self-attention networks, which replaces the translational attention vector by the line transformation of a source entity, and redesign the self-attention mechanism in this model.
- 2) Inspired by the memory process of humans, we designed a novel semi-supervised self-training method for retraining process. This approach introduces some new unverified positive samples, which are generated by the pretrained model, to improve the performance of the model.
- 3) Evaluate the proposed KBGSAT and the semi-supervised self-training method on two recent standard link prediction datasets, FB15k-237 and WN18RR. Experimental results show that the model and approach can effectively improve the performance on the link prediction tasks.

This paper is mainly divided into five sections. Section 2 introduces related works on the link prediction (knowledge completion) task; Section 3 details the structure of the model KBGSAT and the semi-supervised self-training algorithm; Section 4 depicts the experimental process and results; and Section 5 summarizes the paper and suggests future work.

## 2. Related Work

With the development of knowledge graphs, knowledge completion has attracted more and more attention. Given a knowledge graph,  $\mathcal{G} = (\mathcal{E}, \mathcal{R}, \mathcal{T})$ , where  $\mathcal{E}$  defines the node set containing all entities,  $\mathcal{R}$  defines the label set of relationships, and  $\mathcal{T}$  represents the facts in the form of a triple. Each piece of real-world information is represented as a triple  $(h, r, t)$  in  $\mathcal{T}$ , where  $h$ ,  $t$  represent the head and tail entities, respectively, and  $r$  describes the directed relationship between the two entities. As mentioned in the preface, the link prediction models complete the missing triple based on the collected facts. According to [5], the current mainstream link prediction models are divided into three categories:

### Tensor Decomposition Models

Among such as a tensor decomposition model, a knowledge graph is considered as a 3D adjacency matrix, and the link prediction problem is described as a tensor decomposition task, in which tensors are decomposed into low dimensional vectors, which are defined as the embeddings of entities and relationships. According to whether the bilinear product operation is used,

tensor decomposition models are divided into 2 classes: (1) Bilinear models, which generate various extended models by adding specific constraints to the embeddings, such as DistMult[9], ComplEx[10], Analogy[11] and Simple[12]; (2) Non-bilinear models, which combine the embeddings of entities and relationships and build models by different non-bilinear operations, such as HolE and TuckER[13].

### Geometric Models

The geometric models interpret the relationship between two entities in the knowledge graph as a potential spatial transformation. Hence, the score of each fact is calculated through norm 1 or 2 on the distance between the tail embedding vector and the transformation feature, which can be obtained by the head entity and the relationship after the spatial transformation. Meanwhile, geometric models are also known as translation models. For example, TransE[7] regards each relationship as a “translation” from head entities to tail entities, and “translation” is represented by the addition operation in space,  $v_h + v_r \rightarrow v_t$ . Derived from TransE via introducing additional information features, StransE[14] and CrossE[15] achieve better accuracy. Different from the above models, TorusE[16] and RotatE[17] add a rotation operation during spatial transform, TransRHS[18] is built with the relation hierarchical structure.

### Deep Learning Models

Compared to the two kinds of previous models, the deep learning models are typically built by one or multiple layers of neural networks, which consist of some complex operations, such as convolution layers, recurrent layers, or graph convolutional layers. Based on the neural architecture, we identify three groups in this family: (i) employing convolutional neural networks, such as ConvE[8], ConvR[19], and HMAE[? ]; (ii) employing recurrent neural networks, RSN[20]; (iii) employing graph convolutional networks, such as R-GCN[21], CompGCN[22].

## 3. KBGSAT and semi-supervised self-training method

In this section, we first analyze the structure of GATs and then introduce the knowledge base graph self-attention networks (KBGSAT) for the link prediction of knowledge graphs. Finally, we present the semi-supervised self-training method for fine-tuning this model, KBGSAT.

### 3.1. GATs

The purpose of GATs is to solve the graph node representation task on isomorphic network. The core formula is summarized as the following formulas[5]:

$$v^{l,*} \leftarrow \sigma(W^l \times v^l) \quad (1)$$

$$v_i^{l+1} \leftarrow \text{Aggregate}(\{v_j^{l,*}, \forall j \in \{i\} \cup \mathcal{N}_i\}) \quad (2)$$

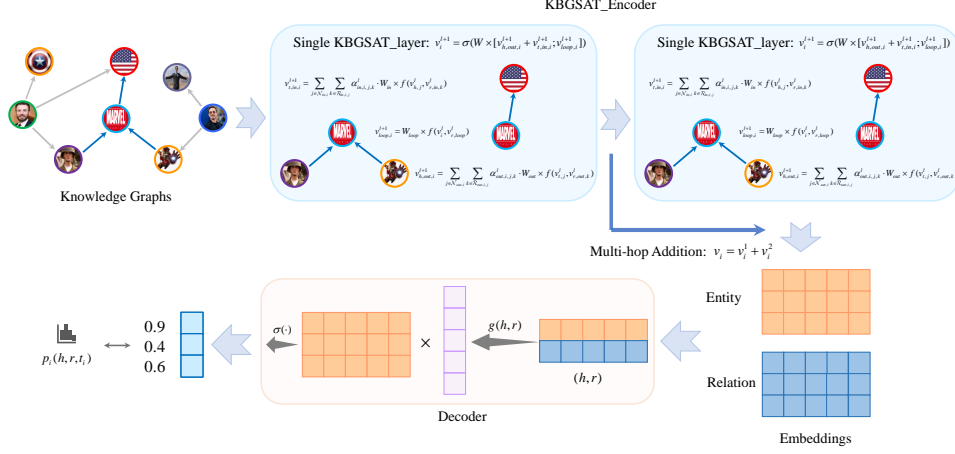


Figure 2: The architecture illustration of KBGSAT with two graph convolutional layers.

where  $\times$  is the matrix multiplication operation,  $l$  represents the index of the convolution layer in the model, then  $v_i^l$  describes the node  $i$  input feature vector of  $l$ -th layer, and  $v_i^{l+1}$  defines the node  $i$  output feature vector of  $l$ -th layer. Furthermore,  $\mathcal{N}_i$  defines the neighbor set of the network node  $i$ ,  $\text{Aggregate}(\cdot)$  is a kind of aggregation functions,  $\mathbf{W}$  represents the transformation matrix, and  $\sigma(\cdot)$  is the activation function. Formula 2 captures the aggregation of information from the neighbors of a node, while formula 1 applies the linear transformation and activation function to integrate the aggregated information into a better embedding vector. Actually, different from isomorphic networks, knowledge graphs are the more complex and variable kinds of heterogeneous networks. In a knowledge graph, the nodes are divided into different categories, and the edges are also separated into a variety of categories. Therefore, solving the complex problems caused by heterogeneous relationships is the key technology to overcome when GAT-based models are applied to knowledge representation. Unlike the proposed GAT-based models, this paper designs a new self-attention mechanism for the GATs framework. As shown in Figure 2, the architecture of KBGSAT is mainly divided into two parts: 1) GATs-Encoder generates embedding representations of entities and relationships in knowledge graphs; 2) KB-Decoder predicts links based on the embeddings obtained.

### 3.2. GATs-Encoder

The He-initializer approach randomly initializes two GATs-Encoder input feature matrices: the initial entity feature matrix  $\mathbf{E} \in \mathbb{R}^{|\mathcal{E}| \times d}$  and the initial relationship feature matrix  $\mathbf{R} \in \mathbb{R}^{|\mathcal{R}| \times d}$ .  $|\mathcal{E}|$ ,  $|\mathcal{R}|$  represent the number of entities and relationships in the knowledge graphs, respectively. Meanwhile,  $d$  defines the dimension of embedded vectors. Inspired by CompGCN [22], we divide the single-layer entity aggregation process into three parts: the out-relationship process, the in-relationship process, and the self-loop process. Hence, the output embedding of entity  $i$  on

the  $l$ -th layer is given by:

$$\mathbf{v}_{h,out,i}^{l+1} = \sum_{j \in \mathcal{N}_{out,i}} \sum_{k \in \mathcal{R}_{out,i,j}} \alpha_{out,i,j,k}^l \cdot \mathbf{W}_{out} \times f(\mathbf{v}_{t,j}^l, \mathbf{v}_{r,out,k}^l) \quad (3)$$

$$\mathbf{v}_{t,in,i}^{l+1} = \sum_{j \in \mathcal{N}_{in,i}} \sum_{k \in \mathcal{R}_{in,i,j}} \alpha_{in,i,j,k}^l \cdot \mathbf{W}_{in} \times f(\mathbf{v}_{h,j}^l, \mathbf{v}_{r,in,k}^l) \quad (4)$$

$$\mathbf{v}_{loop,i}^{l+1} = \mathbf{W}_{loop} \times f(\mathbf{v}_i^l, \mathbf{v}_{r,loop}^l) \quad (5)$$

$$\mathbf{v}_i^{l+1} = \sigma(\mathbf{W} \times [\mathbf{v}_{h,out,i}^{l+1}; \mathbf{v}_{t,in,i}^{l+1}; \mathbf{v}_{loop,i}^{l+1}]) \quad (6)$$

$$\mathbf{v}_r^{l+1} = \mathbf{W}_r \times \mathbf{v}_r^l \quad (7)$$

where  $\cdot$  is the scalar multiplication and the subscripts *out*, *in* and *loop* denote the out-relationship, in-relationship and self-loop, respectively. For example, in formula 3,  $\mathbf{v}_{h,out,i}^{l+1}$  represents the acquired embedding vector of entity  $i$  based on out-relationship on the  $l$ -th layer,  $\mathbf{W}_{out}$  represents the linear transformation matrix of out-relationship aggregations,  $\alpha_{out,i,j,k}^l$  is the out-relationship aggregation coefficient,  $\mathcal{N}_{out,i}$  defines the set of neighbor nodes based on the out-relationship of the entity  $i$ ,  $\mathcal{R}_{out,i,j}$  describes the out-relationship set between the head entity  $h_i$  and the tail entity  $t_j$ ,  $r_{out,k} \in \mathcal{R}_{out,i,j}$ . let  $f(x, y) = [x; y]$ ,  $[\cdot; \cdot]$  define the splicing operation. For consistency, let  $\mathbf{W}_{out}, \mathbf{W}_{in}, \mathbf{W}_{loop} \in \mathbb{R}^{d \times 2d}$  and  $\mathbf{W} \in \mathbb{R}^{d \times 3d}$ .

In traditional GAT-based models, such as KBGAT, the aggregation coefficient is calculated by:

$$\alpha_{i,j,k}^l = \frac{\exp(\mathbf{a}^\top [\mathbf{v}_{h,i}^l; \mathbf{v}_{r,k}^l; \mathbf{v}_{t,j}^l])}{\sum_{j' \in \mathcal{N}_i} \sum_{k' \in \mathcal{R}_{i,j'}} \exp(\mathbf{a}^\top [\mathbf{v}_{h,i}^l; \mathbf{v}_{r,k'}^l; \mathbf{v}_{t,j'}^l])}, \quad (8)$$

where  $\mathbf{a}$  represents the independent self-attention vector. The attention vector  $\mathbf{a}$  is a global vector and it captures the information propagation characteristics of each fact during the training process.

In contrast to the traditional GAT-based models, we redesign the self-attention mechanism. In this paper, the splicing operation is no longer used in the self-attention mechanism, and the independent global attention vector is removed. For the out-relationship, the specific calculation process of the aggregation coefficient  $\alpha_{out,i,j,k}$  is computed by the following formula:

$$\alpha_{out,i,j,k}^l = \frac{\exp((\mathbf{W}'_{out} \times \mathbf{v}_{h,i}^l)^\top (\mathbf{W}_{out} \times f(\mathbf{v}_{t,j}^l, \mathbf{v}_{r,out,k}^l)))}{\sum_{j' \in \mathcal{N}_{out,i}} \sum_{k' \in \mathcal{R}_{out,i,j'}} \exp((\mathbf{W}'_{out} \times \mathbf{v}_{h,i}^l)^\top (\mathbf{W}_{out} \times f(\mathbf{v}_{t,j'}^l, \mathbf{v}_{r,out,k'}^l)))}. \quad (9)$$

In comparison to the formula 8, the independent global attention vector is replaced by the transformation feature  $\mathbf{W}'_{out} \times \mathbf{v}_{h,i}^l$  of the head entity,  $\mathbf{W}'_{out} \in \mathbb{R}^{d \times d}$ . So that, when calculating the aggregation coefficient, the molecular differences in softmax operation of each head entity only

come from relationships and tail entities. Although the above changes have reduced the ability of  $\alpha$  to capture global information, the extracted information from neighbors has become purer during training, and the whole calculation process has become more consistent with the structure of the Transformer.

Further, in order to overcome the loss of information caused by multi-layer convolutional networks, this paper used the Skipped mechanism, in which the final embedding representations of entities are obtained by adding the output features from two-layer graph convolutional networks,  $\mathbf{v}_i = \mathbf{v}_i^1 + \mathbf{v}_i^2$ .

### 3.3. KB-Decoder

In order to verify the effectiveness of GATs-encoder structure, this paper applies TransE, DistMult and ConvE as the score functions  $\phi(\cdot)$  of the decoder. Meanwhile, given the condition pair  $(h, r)$ , the sigmoid function  $\sigma(\cdot)$  is employed to calculate the probability  $p_i = \sigma(\phi(h, r, t_i))$  of there being a link  $r$  to the tail entity  $t_i$ .

When the decoder is TransE,  $\phi(\mathbf{v}_h, \mathbf{v}_r, \mathbf{v}_{t,i}) = \mathbf{v}_h + \mathbf{v}_r - \mathbf{v}_{t,i}$ ;

When the decoder is DistMult,  $\phi(\mathbf{v}_h, \mathbf{v}_r, \mathbf{v}_{t,i}) = \mathbf{v}_h \times \mathbf{v}_r \times \mathbf{v}_{t,i}$ , and  $\mathbf{v}_r$  is diagonal;

When the decoder is ConvE,  $\phi(\mathbf{v}_h, \mathbf{v}_r, \mathbf{v}_{t,i}) = g(\mathbf{W} \times g([\mathbf{v}_h; \mathbf{v}_r] \otimes \omega) + b) \times \mathbf{v}_{t,i}$ .

Where,  $\times$  represents the multiplication of the matrix,  $\otimes$  is the convolution operation,  $\omega$  defines the convolution kernel and  $g$  is the activation function, respectively. To train the parameters of the KBGSAT model, minimize the binary cross-entry loss:  $\mathcal{L}(p, q) = -\frac{1}{N} \sum_i (q_i \cdot \log(p_i) + (1 - q_i) \cdot \log(1 - p_i))$ . Similar to ConvE, this paper use 1-N score label.

### 3.4. Semi-supervised self-training method

In real life, people will make preliminary associative inferences (the process of generating unverified facts according to the trained model) for unknown problems based on their experience memory (the trained model). Meanwhile, these associations in turn continuously optimize the experience memory (retaining the model). Inspired by this associative memory approach, a novel semi-supervised self-training method is designed in this paper.

Different from the traditional training process, the semi-supervised self-training method proposed in this paper is divided into two parts: 1) the training phase; 2) the generation of new facts. During training process, the directly generated sampling method is applied for the overall training of model parameters. In the new fact generation, the scores are sorted in descending sequence by the current trained model, and the node with the best score is taken as the prediction node. In the sorting process, the scores of train facts have been removed from the predicted scores. Obviously, the new fact generation process is an application of the best-neighbor algorithm to the link prediction task.

As shown in Algorithm 1, the key technology of our semi-supervised self-training method is to generate unverified positive samples by adding a generation algorithm before training. In Algorithm 2, the core of generating new facts is a greedy strategy (manifesting on the network,



---

**Algorithm 1:** Semi-supervised self-training method

---

**Input:** Original training set  $\mathcal{T}$ ; pretrained model KBGSAT.  
**Output:** Final trained KBGSAT.

- 1 Initialized the  $l$ -th generated triples  $\mathcal{T}' = \text{None}$ .
- 2 Generate the new triples  $\mathcal{T}_{new}$  by Algorithm 2 based on the pretrained model.
- 3  $\mathcal{T}_{new} = \mathcal{T} \cup \mathcal{T}_{new}$
- 4 % The KBGSAT is trained on 300 epochs. In the code, we have employed the early stop strategy.
- 5 For  $i = 1$  to 300 do:
  - 6 % The batch pairs and labels are generated by the traditional direct generation sampling.
  - 7 For batch\_pairs, batch\_labels in generate\_batch\_data( $\mathcal{T}_{new}$ ) do:
    - 8 %  $W_e, W_r$  are the embeddings of entities and relations, respectively.
    - 9  $W_e, W_r = \text{GATs\_Encoder}(\mathcal{T}_{new})$ ;
    - 10 For  $(h, r), q$  in batch\_pairs, batch\_labels do:
      - 11  $\mathbf{v}_h = \text{Index\_select}(W_e, h)$ ;
      - 12  $\mathbf{v}_r = \text{Index\_select}(W_r, r)$ ;
      - 13  $\mathbf{v}_{t,i} = \text{Index\_select}(W_e, t_i)$ ;
      - 14  $p_i = \sigma(\phi(\mathbf{v}_h, \mathbf{v}_r, \mathbf{v}_{t,i}))$ ;
      - 15  $\mathcal{L}(p, q) = -\frac{1}{N} \sum_i (q_i \cdot \log(p_i) + (1 - q_i) \cdot \log(1 - p_i))$ ;
      - 16 Update the parameters of the model KBGSAT;
      - 17 End;
    - 18 End;
    - 19 If convergence do:
      - 20 Break;
      - 21 End;
    - 22 End;

---

**Algorithm 2:** Generate new triples

---

**Input:** The pretrained KBGSAT; the original training set  $\mathcal{T}$ ; the condition pairs  $\mathcal{K}$  (which are generated by removing the head or tail of each triple in valid or test set, i.e., for  $\forall (h, r, t) \in \mathcal{T}_{new}, \exists (h, r)$  and  $(t, r + |\mathcal{R}|) \in \mathcal{K}$ ).

**Input:** The new triples for training.

- 1 Let  $\mathcal{T}_{new}$  be initialized as an empty set.
- 2 For  $(h, r)$  in  $\in \mathcal{K}$  do:
  - 3  $p = \text{KBGSAT}(h, r)$ ;
  - 4 % Extract corresponding index as predicted tails by descending.
  - 5  $\mathcal{T}_{pred} = \text{Argsort}(p)$ ;
  - 6 For  $t_{pred, i} \in \mathcal{T}_{pred}$  do:
    - 7 If  $(h, r, t_{pred, i}) \notin \mathcal{T}$  do:
      - 8 Add the new triple  $(h, r, t_{pred, i})$  into  $\mathcal{T}_{new}$ ;
      - 9 Break;
    - 10 End;
  - 11 End;
  - 12 End;

extracting the best neighbors). The core step is as follows: in line 3, scores of the condition pair on the entity set are calculated by the current trained model; in line 4, take the corresponding index as the tail entity ID and then sort the scores in descending order.

It is worth noting that using the condition pairs from a verification or test set is essentially different from directly applying the verification or test set to generate negative samples in the training process. We take the human reinforcement learning process as an example. People apply their past verified experience to build a specific knowledge memory (the model parameters converge after training on the training set). When encountering a new reasoning problem (the new problem is usually short of two elements in a triple, such as in the introduction (Captain America, Own by, ?)), people will make associative inferences (true or false without verification) based on the learned memory. Meanwhile, the unverified inferences often imperceptibly affect people’s constructed knowledge memory in real life. Hence, the associative memory process is a part of people’s thinking when facing new problems. By analogy with the above reasoning process, the semi-supervised self-training is also regarded as an “associative memory process” before making the final prediction.

## 4. Experiments

This section introduces the details of the experiment, which is mainly divided into five parts: 1) experimental benchmark data, 2) comparison models, 3) evaluation metrics, 4) experimental settings, and 5) experimental results.

### 4.1. Experimental data

In order to fairly and comprehensively verify the effectiveness and scalability of the model KBGSAT, experiments were done on two widely used public data sets:

**FB15k-237** is a subset built by Toutanova and Chen to solve the test leakage problem on FB15k, in which a large number of facts have a reciprocal or equivalent relationship. For example, if there is a triple  $(h, r, t)$ , the triple  $(h, -r, t)$  is also collected, where  $r$  and  $-r$  are reciprocal relationships. This problem has been demonstrated by Toutanova and Chen to achieve advanced results by building a simple model based on these reciprocal or equivalent relationships on FB15k [8]. To avoid this problem, FB15k-237 is made by only including facts which have filtered an equal or reciprocal relationship.

**WN18RR** is a subset of WN18, which is a widely studied subnetwork of the English lexical semantic network WordNet. Similar to FB15k, Dettmers et al. find that WN18RR also has the reverse relationship and test leakage problem. Therefore, Dettmers et al. filter out the facts with reverse or equivalent relationships in the WN18 to obtain the dataset WN18RR through the method of Toutanova et al [5].

FB15k-237 and WN18RR data statistics parameters are shown in Table 2.

Table 1: Statistical parameters of data sets

Data	Entity	Relation	Train	Valid	Test
FB15k-237	14541	237	272115	17535	20466
WN18RR	40943	11	86835	3034	3134

#### 4.2. Comparison models

We compare three groups of knowledge representation models on the two datasets mentioned above. Three group models are listed as follows:

##### 1. Tensor Decomposition Models

**DistMult**[9] reduces the model’s parameters and improves the training speed by embedding the relationships into the angular matrix.

**ComplEx**[23] is the extension model of DistMult on the complex space, but the double linear operation is replaced by the Hermitian operation.

**Analogy**[11], of which the core idea is to employ the commutativity constraint of matrix to model analogy reasoning attribute like the parallelogram, adds two constraints to the bilinear score function: for each relationship,  $\mathbf{v}_r \times \mathbf{v}_r^\top$ , and  $\mathbf{v}_r$  is a normal matrix; for each relationship pair,  $r_1, r_2, \mathbf{v}_{r_1} \circ \mathbf{v}_{r_2} = \mathbf{v}_{r_2} \circ \mathbf{v}_{r_1}$ .

**Simple**[12] is a tensor decomposition method, based on the CP method, to solve the independence problem of the head entity and the tail entity of each triple during training. Simple embeds any entity into two independent representation vectors, and each relationship into two independent diagonal matrices.

**Hole**[24] obtains the scores of facts through calculating the matrix multiplication between the relationship embeddings with the cycle correlation of the embedding vectors of both the head entity and the tail entity.

**TuckerER**[13] decomposes a third-order tensor into a core tensor based on the tucker decomposition. In TuckerER, the entity embedding vector is represented by  $\mathbf{v}_e \in \mathbb{R}^{d_e}$ , the relationship embedding vector is described by  $\mathbf{v}_r \in \mathbb{R}^{d_r}$ , and the embedding dimensions of entities and relationships are defined by  $d_e$  and  $d_r$ , respectively.

##### 2. Geometric Models

**TransE**[7] is inspired by Word2Vec, and considers the relationship to be a “translation” from the head entity to the tail entity, i.e.  $\mathbf{v}_h + \mathbf{v}_r \rightarrow \mathbf{v}_t$ .

**CrossE**[15] is the most recent and effective translational model with additional relation-specific embeddings  $\mathbf{c}_r$  and uses element-wise products to combine  $\mathbf{v}_h$  and  $\mathbf{v}_r$  with  $\mathbf{c}_r$ .

**RotatE**[17] represents the relationship of each fact as a rotation in the complex space and applies the rotation to the head entity via the element-wise operation.

##### 3. Deep learning Models

**ConvE**[8] combines and reconstructs the embeddings of the head entity and relationship into the input matrix, then employs a set of low-dimensional convolution kernels to obtain a feature.

Table 2: Statistical parameters of data sets

Family	Model	Loss	Space Complexity
Tensor models	DistMult	$\mathbf{v}_h \times \mathbf{v}_r \times \mathbf{v}_t, \forall r \in \mathbb{R}, \mathbf{v}_r$ is diagonal	$O( \mathcal{E} d +  \mathcal{R} d)$
	CompLEx	$\mathbf{v}_h \times \mathbf{v}_r \times \overline{\mathbf{v}_t}, \mathbf{v}_h, \mathbf{v}_t \in \mathbb{C}^{d \times d}; \mathbf{v}_r \in \mathbb{C}^{d \times d}$	$O( \mathcal{E} d +  \mathcal{R} d)$
	Analogy	$\mathbf{v}_h \times \mathbf{v}_r \times \mathbf{v}_t, \forall r \in \mathbb{R}, \mathbf{v}_r \times \mathbf{v}_t^\top = \mathbf{v}_r^\top \times \mathbf{v}_t; \forall (r, 1, r, 2) \in \mathbb{R} \times \mathbb{R}, \mathbf{v}_{r,1} \times \mathbf{v}_{r,2} = \mathbf{v}_{r,2} \times \mathbf{v}_{r,1}$	$O( \mathcal{E} d +  \mathcal{R} d)$
	Simple	$1/2(\mathbf{v}_{h,h} \times r \times \mathbf{v}_{t,t}) + 1/2(\mathbf{v}_{h,t} \times \mathbf{v}_{r,-1} \times \mathbf{v}_{t,h}), \forall r \in \mathbb{R}, \mathbf{v}_r, \mathbf{v}_r, -1$ are diagonal	$O(2 \mathcal{E} d + 2 \mathcal{R} d)$
	HolE	$(\mathbf{v}_h * \mathbf{v}_t) \times \mathbf{v}_r$	$O( \mathcal{E} d +  \mathcal{R} d)$
	TruckER	$W \times_1 \mathbf{v}_h \times_2 \mathbf{v}_r \times_3 \mathbf{v}_t$	$O( \mathcal{E} d_e +  \mathcal{R} d_r + d_e d_r d_e)$
Transform models	TransE	$\ \mathbf{v}_h + \mathbf{v}_r - \mathbf{v}_t\ $	$O( \mathcal{E} d +  \mathcal{R} d)$
	CrossE	$\sigma(\tanh(\mathbf{v}_h \odot c_r + \mathbf{v}_r \odot \mathbf{v}_h \odot c_r) \times \mathbf{v}_t^\top)$	$O( \mathcal{E} d + 2 \mathcal{R} d)$
	TorusE	$\min_{(x,y) \in (\mathbf{v}_h) \times (\mathbf{v}_t)} \ \mathbf{v}_x - \mathbf{v}_y\ _l$	$O( \mathcal{E} d +  \mathcal{R} d)$
	RotatE	$-\ \mathbf{v}_h \odot \mathbf{v}_r - \mathbf{v}_t\ , \mathbf{v}_h, \mathbf{v}_r, \mathbf{v}_t \in \mathbb{C}^d, \forall \mathbf{v}_r, i \in \mathbf{v}_r,  \mathbf{v}_r, i  = 1$	$O( \mathcal{E} d +  \mathcal{R} d)$
	ConvE	$g(W \times g([\mathbf{v}_h; \mathbf{v}_r] \otimes \omega) + b) \times \mathbf{v}_t$	$O( \mathcal{E} d +  \mathcal{R} d + Tmn + Td(2d_m - m + 1)(d_n - n + 1))$
Deep models	ConvR	$g(W \times g([\mathbf{v}_h] \otimes \omega_r) + b) \times \mathbf{v}_t$	$O( \mathcal{E} d_e +  \mathcal{R} d_r + Tmn + Td_e(2d_{e_m} - m + 1)(d_{e_n} - n + 1))$
	RSN	$\sigma(\text{RSN}(\mathbf{v}_h, \mathbf{v}_r) \times \mathbf{v}_t)$	$O(2 \mathcal{E} d + 2 \mathcal{R} d + Lknd)$
	HMAE	$g(\text{Mut}([\phi(\overline{\mathbf{v}}_h); \overline{\mathbf{v}}_t] \ \overline{\mathbf{v}}_h; \phi(\overline{\mathbf{v}}_t))) \mathbf{v}_t$	$O( \mathcal{E} d +  \mathcal{R} d + Tmn + Td(2d_m - m + 1)(d_n - n + 1))$
	R-GCN	-	$O(\mathcal{B}Kd^2 + \mathcal{B}K \mathcal{R} )$
	CompGCN	-	$O(Kd^2 + \mathcal{B}d + \mathcal{B} \mathcal{R} )$

graph, and finally obtains the score of the fact through the linear layer and matrix multiplication with the entity embedding matrix.

**ConvR**[19] is also structured by a layer of convolutional neural network, in which the entities and relationships are represented as two vectors of different dimensions. Different from ConvE, ConvR decomposes the relationship vector into a set of convolution kernels.

**KMAE**[25] is a ConvE extension model that includes an entity kernel and a relation kernel in the input vectors, as well as a multi-attention mechanism in the convolutional process.

**RSN**[20] is different from translational RNNs in that the hidden state is updated by re-using the head entity when the input is a relationship. Almost like ConvE, it computes the fact score by doing a dot product between the output vector and the target embedding.

**R-GCN**[21] is the first GCN-based knowledge representation model, which employs the GCN to deal with the influence of different edge relationships on nodes in the network structure. Different from the GCN, the R-GCN considers the type and direction of edges.

**CompGCN**[22], which is built by two layers of multi-relational GCNs, leverages a variety of entity-relationship composition operations from knowledge representation techniques to obtain the embeddings of entities and relationships.

### 4.3. Evaluation metrics

According to Bordes et al[7], we calculate the scores of the corruption facts, which are generated by replacing an entity in the triplet in the entity set, and then rank the sequence index of the corresponding test triplet in descending order. Therefore, this paper also applies mean rank (MR), mean reciprocal rank (MRR) and Hist@k, which are previously used in the previous work as the evaluation metrics. It is worth noting that the experimental results are filtered by removing the scores of triplets in the training set. Obviously, the lower the MR and the higher the Hist@k and MRR, the better the performance.

### 4.4. Experimental setting

#### 4.4.1. Hardware setting

Pytorch is used to code our approach and train the model on workstations equipped with a Xeon 2.2GHz CPU, an NVIDIA 2080ti, and 128GB of memory.

#### 4.4.2. Hyperparameter setting

The ranges of the hyperparameters via the grid search are set as follows: learning rate 0.001, 0.002, 0.003, 0.005, 0.01, batch size 64, 128, 256, dropout rate 0.0, 0.1, 0.2, 0.3. For dimensions, the initial embedding dimension is 200, and the graph convolutional embedding dimension is also 200. This paper employs the early stop strategy during the training process, in which each model is set to train 500 epochs, but training is terminated if the MRR on the valid set does not improve in 20 consecutive epochs.

Table 3: The link prediction results on FB15k-237 and WN18RR. Among them, best published scores in underlined and best scores in **bold**. The results [★] are taken from [22], the results [†] are taken from [25], and others are taken from [5].

Family	Model	FB15k-237				WN18RR			
		Hits@1	Hits@10	MR	MRR	Hits@1	Hits@10	MR	MRR
Tensor models	DistMult [★]	15.5	41.9	254	24.1	39.	49.	5110	43.
	ComplEx [★]	15.8	42.8	339	24.7	41.	51.	5261	44.
	Analogy	12.59	35.38	476	20.2	35.82	38.00	9266	36.6
	Simple	10.03	34.35	651	17.9	38.27	42.65	8764	39.8
	HolE	21.37	47.64	186	30.3	40.28	48.79	8401	43.2
	TuckER	25.90	<u>53.61</u>	<u>162</u>	35.2	42.95	51.40	6239	45.9
Transform models	TransE [†]	-	46.5	347	29.4	-	50.1	3384	22.6
	CrossE	21.21	47.05	227	29.8	38.07	44.99	5215	40.5
	TorusE	19.62	44.71	221	28.1	42.68	53.35	4873	46.3
	RotaE	23.83	53.06	178	33.6	42.60	<u>57.35</u>	<u>3318</u>	47.5
Deep models	ConvE [★]	23.7	50.1	244	32.5	40.	52.	4187	43.
	ConvR	25.56	52.63	251	34.6	43.73	52.68	5646	46.7
	RSN	19.84	44.44	248	28.0	34.59	48.34	210	39.5
	R-GCN [★]	15.8	41.7	-	24.8	-	-	-	-
	CompGCN [★]	<u>26.4</u>	53.5	197	<u>35.5</u>	<u>44.3</u>	54.6	3533	<u>47.9</u>
	KMAE [†]	24.	50.2	235	32.6	41.5	52.4	4441	44.8
	KBGSAT	<b>34.45</b>	<b>56.13</b>	218	<b>41.5</b>	<b>48.2</b>	57.1	3485	<b>50.9</b>

#### 4.5. Experimental results

Table 3 compares the performance of the GAT-based model KBGSAT, which has been retrained by a semi-supervised self-training method, with the best published results of three types of several state-of-the-art knowledge representation models from the literature on FB15k-237 and WN18RR benchmark datasets. The upper rows of the table are the results of tensor models, the middle rows show the results of translational distance models, followed by the results of deep neural network models, and the bottom row is the results of KBGSAT. Obviously, Table 3 shows that the performances of KBGSAT are consistently ranked as the best on the metrics Hits@k and MRR over all competing basic methods on the benchmark dataset FB15k-237, and this approach has achieved significant improvements on some metrics of the dataset WN18RR. On FB15k-237, KBGSAT achieves a 2.6% higher Hits@10, a 6% higher MRR, and a significant improvement of  $34.5-26.4 = 8.1\%$  in Hits@1 (which is a 30.7% relative improvement). Notably, when compared to previous SOTA on the benchmark data WN18RR, KBGSAT’s performance has increased by at least 4% on Hits@1 and 3% on MRR. Notably, when compared to previous SOTA on the benchmark data WN18RR, KBGSAT’s performance has increased by at least 4% on Hits@1 and 3% on MRR.

For the four evaluation criteria, the larger the value of MRR and Hits@k, the better the performance of the model. Oppositely, the smaller the value of MR, the better the performance of the model. As shown in the figure 3, on MRR, Hits@1 and Hits@10, the results of all three models show an upward trend. That means the encoder with KBGSAT structure and the semi-supervised self-training training method proposed in this paper can effectively improve the link prediction

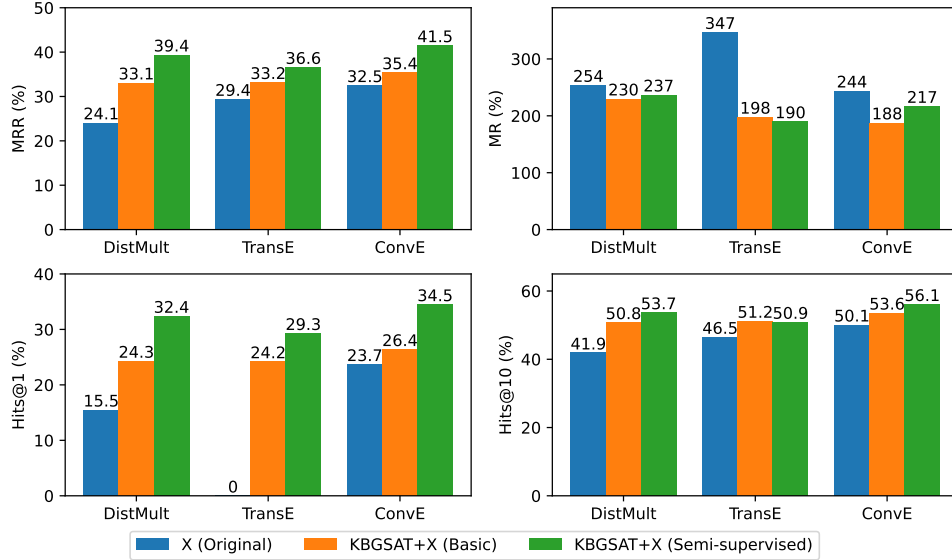


Figure 3: Compare the link prediction results of DistMult, TransE and ConvE on FB15k-237 under different conditions. Blue indicates the prediction results of the original models and the values from [8](the value of TransE on Hits@1 is not given). The color orange indicates that KBGSAT is used as the encoder, and these three models are the decoder. Green means that the semi-supervised self-training method has been used for retraining on the basis of orange.

results on FB15k-237. On MR, the values have dropped significantly after using KBGSAT, but DistMult and ConvE have rallied after using the unsupervised training method. This is due to the presence of mislabeled negative samples in generating new positive samples during unsupervised training.

Table 4 and 5 show the link prediction results under basic and semi-unsupervised self-training conditions, respectively. From the view of the single table, most of the results obtained by two-layer convolution are better on these two benchmark datasets. However, it is worth noting that the results obtained by the KBGSAT with one-layer convolution are significantly better than the other results of two-layer convolution when the decoder is DistMult on WN18RR. In addition, the numerical fluctuation of the results on the different scales of convolution layers is very small, which indicates that the multi-layer convolutions have little effectiveness in improving the results. Therefore, this paper comprehensively considers using two-layer convolutions.

Table 4: Without the semi-supervised self-training process, the link prediction results of KBGSAT with different scale convolution layers on FB15k-237 and WN18RR.

N layers	KBGSAT+X	FB15k-237					WN18RR				
		MRR	MR	Hits@1	Hits@3	Hits@10	MRR	MR	Hits@1	Hits@3	Hits@10
1	DistMult	0.3287	214.1	0.2404	0.3604	0.5060	0.43519	3394.1	0.39598	0.444	0.52074
	TransE	0.33481	194.4	0.24472	0.37035	0.51517					
	ConvE	0.3523	195.3	0.2622	0.3856	0.5319	0.47132	3225.6	0.43746	0.48293	0.53813
2	DistMult	0.33085	229.6	0.2427	0.36282	0.50787	0.41734	5048.9	0.38034	0.42821	0.49872
	TransE	0.33281	198	0.24167	0.36795	0.5118					
	ConvE	0.3555	224.3	0.2663	0.3879	0.5350	0.46717	3380.1	0.43267	0.47735	0.53829

Table 5: The link prediction results of KBGSAT with different scale convolution layers on FB15k-237 and WN18RR after the semi-supervised self-training process.

N layers	KBGSAT+X	FB15k-237					WN18RR				
		MRR	MR	Hits@1	Hits@3	Hits@10	MRR	MR	Hits@1	Hits@3	Hits@10
1	DistMult	0.38549	208.2	0.31364	0.40413	0.53354	0.46832	3904.5	0.4389	0.47623	0.53127
	TransE	0.36701	190.5	0.29224	0.39253	0.51312					
	ConvE	0.4101	193.5	0.34	0.4282	0.5536	0.51047	3299.2	0.48341	0.51978	0.55967
2	DistMult	0.39442	237.1	0.32432	0.41378	0.53694	0.44305	5555.2	0.41289	0.45182	0.50941
	TransE	0.36646	190.3	0.29312	0.39084	0.50906					
	ConvE	0.4154	217.6	0.3445	0.4352	0.5613	0.50863	3484.8	0.48227	0.51595	0.57063



## 5. Conclusion

For the edge structure characteristics of the triplet in the knowledge graph, this paper proposes a new graph self-attention convolutional model, i.e, KBGSAT, which has a more suitable self-attention mechanism to the Transformer. Experimental results prove that the proposed mechanism effectively helps the encoder of the embedding model to capture the information from neighbor nodes, which improves the representation ability of KBGSAT and its performance on the link prediction task. In addition, inspired by the process of human associative memory, this paper also designs a semi-supervised self-training method to fine-tune the model after the traditional training process. The core idea of this approach is that it employs the greedy strategy to generate additional unverified positive samples based on the pretrained models. Experimental results show that the semi-supervised self-training method can effectively improve the performance of knowledge representation models on the link prediction tasks.

Although the KBGSAT and semi-supervised self-training method have achieved encouraging results for the link prediction, some works still remain for us to do: 1) strengthen the ability of graph convolutional layers to capture relationship features; 2) improve the ability of the semi-supervised self-training method on generating positive samples.

## Acknowledgments

This work is supported by National Science and Technology Innovation 2030-Key Project of "New Generation Artificial Intelligence" under Grant 2021ZD0113103, and the Natural Science Foundation of Jiangsu Provincial Higher Education under Grant 19KJB520008.

## References

- [1] G. A. Gesese, R. Biswas, H. Sack, A comprehensive survey of knowledge graph embeddings with literals: Techniques and applications., in: Proceedings of DL4KG2019-Workshop on Deep Learning for Knowledge Graphs, 2019, pp. 31–40.
- [2] Q. Wang, Z. Mao, B. Wang, L. Guo, Knowledge graph embedding: A survey of approaches and applications, *IEEE Transactions on Knowledge and Data Engineering* 29 (12) (2017) 2724–2743.
- [3] H. Cai, V. W. Zheng, K. C.-C. Chang, A comprehensive survey of graph embedding: Problems, techniques, and applications, *IEEE Transactions on Knowledge and Data Engineering* 30 (9) (2018) 1616–1637.
- [4] G. Zhu, C. A. Iglesias, Exploiting semantic similarity for named entity disambiguation in knowledge graphs, *Expert Systems with Applications* 101 (2018) 8–24.
- [5] A. Rossi, D. Barbosa, D. Firmani, A. Matinata, P. Merialdo, Knowledge graph embedding for link prediction: A comparative analysis, *ACM Transactions on Knowledge Discovery from Data (TKDD)* 15 (2) (2021) 1–49.
- [6] P. G. Omran, K. Wang, Z. Wang, An embedding-based approach to rule learning in knowledge graphs, *IEEE Transactions on Knowledge and Data Engineering* 33 (4) (2019) 1348–1359.
- [7] A. Bordes, N. Usunier, A. Garcia-Duran, J. Weston, O. Yakhnenko, Translating embeddings for modeling multi-relational data, in: Proceedings of 27nd Conference on Neural Information Processing Systems (NIPS), 2013, pp. 2787–2795.
- [8] T. Dettmers, P. Minervini, P. Stenetorp, S. Riedel, Convolutional 2d knowledge graph embeddings, in: Proceedings of 32nd AAAI Conference on Artificial Intelligence, 2018, pp. 1811–1818.

- [9] B. Yang, W.-t. Yih, X. He, J. Gao, L. Deng, Embedding entities and relations for learning and inference in knowledge bases, in: Proceedings of 3rd International Conference on Learning Representations, ICLR 2015, 2015.
- [10] T. Trouillon, J. Welbl, S. Riedel, É. Gaussier, G. Bouchard, Complex embeddings for simple link prediction, in: Proceedings of the 2016 International Conference on Machine Learning, International Conference on Machine Learning (ICML), 2016.
- [11] H. Liu, Y. Wu, Y. Yang, Analogical inference for multi-relational embeddings, in: International conference on machine learning, PMLR, 2017, pp. 2168–2178.
- [12] S. M. Kazemi, D. Poole, Simple embedding for link prediction in knowledge graphs, in: Proceedings of the 32nd International Conference on Neural Information Processing Systems, 2018, pp. 4289–4300.
- [13] I. Balažević, C. Allen, T. M. Hospedales, Tucker: Tensor factorization for knowledge graph completion, in: Proceedings of the 2019 Conference on Empirical Methods in Natural Language Processing and the 9th International Joint Conference on Natural Language Processing (EMNLP-IJCNLP), 2019, pp. 5188–5197.
- [14] D. Q. Nguyen, K. Sirts, L. Qu, M. Johnson, Stranse: a novel embedding model of entities and relationships in knowledge bases, in: Proceedings of the 2016 Conference of the North American Chapter of the Association for Computational Linguistics: Human Language Technologies, Association for Computational Linguistics, 2016, pp. 460–466.
- [15] W. Zhang, B. Paudel, W. Zhang, A. Bernstein, H. Chen, Interaction embeddings for prediction and explanation in knowledge graphs, in: Proceedings of the Twelfth ACM International Conference on Web Search and Data Mining, 2019, pp. 96–104.
- [16] T. Ebisu, R. Ichise, Toruse: Knowledge graph embedding on a lie group, in: Thirty-second AAAI conference on artificial intelligence, 2018, pp. 1819–1826.
- [17] Z. Sun, Z.-H. Deng, J.-Y. Nie, J. Tang, Rotate: Knowledge graph embedding by relational rotation in complex space, in: Proceedings of 7th International Conference on Learning Representations (ICLR), 2019.
- [18] F. Zhang, X. Wang, Z. Li, J. Li, Transrhs: a representation learning method for knowledge graphs with relation hierarchical structure, in: Proceedings of the Twenty-Ninth International Conference on International Joint Conferences on Artificial Intelligence, 2021, pp. 2987–2993.
- [19] X. Jiang, Q. Wang, B. Wang, Adaptive convolution for multi-relational learning, in: Proceedings of the 2019 Conference of the North American Chapter of the Association for Computational Linguistics: Human Language Technologies, Vol. 1, 2019, pp. 978–987.
- [20] L. Guo, Z. Sun, W. Hu, Learning to exploit long-term relational dependencies in knowledge graphs, in: Proceedings of International Conference on Machine Learning, PMLR, 2019, pp. 2505–2514.
- [21] M. Schlichtkrull, T. N. Kipf, P. Bloem, R. Van Den Berg, I. Titov, M. Welling, Modeling relational data with graph convolutional networks, in: Proceedings of European Semantic Web conference, Springer, 2018, pp. 593–607.
- [22] S. Vashishth, S. Sanyal, V. Nitin, P. Talukdar, Composition-based multi-relational graph convolutional networks, in: Proceedings of International Conference on Learning Representations, ICLR 2020, 2020.
- [23] T. Lacroix, N. Usunier, G. Obozinski, Canonical tensor decomposition for knowledge base completion, in: Proceedings of International Conference on Machine Learning (ICML), PMLR, 2018, pp. 2863–2872.
- [24] M. Nickel, L. Rosasco, T. Poggio, Holographic embeddings of knowledge graphs, in: Proceedings of 30nd AAAI Conference on Artificial Intelligence, Vol. 30, 2016.
- [25] D. Jiang, R. Wang, J. Yang, L. Xue, Kernel multi-attention neural network for knowledge graph embedding, Knowledge-Based Systems 227 (2021) 107188.