

Study of the $b \rightarrow d\ell\ell$ transitions in the Standard Model and test of New Physics sensitivities

Aritra Biswas,^a Soumitra Nandi,^a Sunando Kumar Patra,^b and Ipsita Ray^a

^a*Department of Physics, Indian Institute of Technology Guwahati, Assam 781039, India*

^b*Department of Physics, Bangabasi Evening College*

E-mail: iluvnpur@gmail.com, soumitra.nandi@iitg.ac.in,
sunando.patra@gmail.com, ipsitaray02@gmail.com

ABSTRACT: After incorporating all the available experimental data and the most up-to-date Lattice and light cone sum rule (LCSR) inputs on the form factors, we analyze the exclusive $b \rightarrow u\ell\nu_\ell$ and $b \rightarrow d\ell\ell$ decays simultaneously. We have extracted the shape of all the associated form factors using which we provide predictions in the standard model for the branching ratios, direct CP asymmetries and isospin asymmetry for $B \rightarrow \pi\ell\ell$ and various angular observables for $B \rightarrow \rho\ell\ell$ transitions. Also, we have tested the sensitivities of these observables towards physics beyond the standard model (BSM). For the $B \rightarrow \rho\ell\ell$ decays, we have defined tagged and untagged observables and predicted them in the SM and BSM. In the context of BSM, we have found some compelling information. The respective predictions in a few benchmark scenarios are given, which can be tested in the experiments at the LHCb and the Belle.

Contents

1	Introduction	1
2	Theoretical Background	3
2.1	Tree level processes	3
2.1.1	$B \rightarrow \pi \ell \nu$	3
2.1.2	$B \rightarrow \rho \ell \nu$	3
2.2	Loop level processes	4
2.2.1	$B \rightarrow \pi \ell \ell$	5
2.2.2	$B \rightarrow \rho \ell \ell$	6
3	Inputs	9
4	Analysis and results	10
4.1	$B \rightarrow \pi \ell \ell$	11
4.2	$B \rightarrow \rho \ell \ell$	15
5	Summary	26
A	Correlations	27
A.1	Synthetic data for Form Factors:	27
A.2	Fit correlations:	28
B	The predictions in a few benchmark NP scenarios	29

1 Introduction

The neutral and charged current semileptonic B meson decays have gained much attention over the last decades from both theoretical and experimental fronts. Deviations of a few σ in some observables in exclusive $b \rightarrow c\ell(\tau)\nu$ and $b \rightarrow s\ell\ell$ (with $\ell = e$ or μ) decay modes from their corresponding Standard Model (SM) predictions have been observed [1, 2]. These two sectors are under constant scrutiny from experimental and theoretical studies, and a lot of progress has been made on both sides. Although originally formed as observables sensitive to lepton flavor universality (LFU) violating new physics (NP), the deviations are not significant to claim a contribution from a dynamics beyond the SM. To conclude further, more precise predictions and measurements on these and other relevant observables are required. In this respect, the $b \rightarrow s\ell\ell$ decays secure an important position where plenty of observables have been measured by different experimental collaborations [3–9], thus providing a scope for a thorough understanding on how to handle the SM uncertainties and as a result define “cleaner” observables sensitive to NP.

Similar to the $b \rightarrow s\ell\ell$ transitions, the $b \rightarrow d\ell\ell$ transitions are also flavor-changing neutral current (FCNC) in nature, and are loop-suppressed in the SM. However, unlike the $b \rightarrow s\ell\ell$ modes, we have less amount of information available on the relevant exclusive decay modes from experiment¹ as well as from the theory, like the non-availability of the lattice inputs on $B \rightarrow \rho$ form factors.

¹This might be due to the low branching ratio of the $b \rightarrow d\ell\ell$ modes.

Note that $b \rightarrow dll$ decays are sensitive to the CKM element V_{td} hence to the CP-violating phase β , whereas the $b \rightarrow sll$ decays are sensitive to V_{ts} with the corresponding CP-phase $\beta_s \approx 0$. Therefore, we expect a relatively large CP violation in the $b \rightarrow dll$ decays within the SM, which provides further motivation towards a systematic, robust and precise analysis of these modes within the framework of the SM before using them as potential building blocks to constrain the parameters associated with an NP scenario after the arrival of sufficient data. In addition, in the SM, the decay rates are suppressed in $b \rightarrow dll$ as compared to the $b \rightarrow sll$ channels, which is an effect of CKM suppression in $b \rightarrow dll$ decays. For example, the decay rate $\Gamma(B \rightarrow \pi\mu\mu)$ is suppressed by at least two orders of magnitude compared to $\Gamma(B \rightarrow K\mu\mu)$. Therefore, it would be easy to discriminate the NP effect in $b \rightarrow dll$ transitions compared to that in $b \rightarrow sll$ decays.

The exclusive decays corresponding to $b \rightarrow dll$ transition which we will consider in this paper are $B \rightarrow \pi\ell\ell$ and $B \rightarrow \rho\ell\ell$. So far, we do not have data available on $B \rightarrow \rho\ell\ell$ decays. However, there are some data available on the branching fraction (BR) and CP-asymmetry in $B^\pm \rightarrow \pi^\pm\mu\mu$ decays reported by LHCb [10, 11]. In theory, the main aspects challenging a precise estimate for these modes and related observables lie in handling the form factors and the long-distance effects. The non-perturbative methods like lattice and light-cone sum rules (LCSR) are useful in constraining the form factors' high and low q^2 (dilepton mass-invariant) behaviours, respectively. An exclusive neutral current $B \rightarrow \pi\ell\ell$ transition is characterized by three form factors: $f_{+,0,T}(q^2)$. For these form factors, the lattice inputs are available for zero, and non-zero recoils [12–15]. Also, estimates in LCSR for a few values of q^2 are given in refs. [16, 17]; note that LCSR estimates are more reliable near the maximum recoil ($q^2 = 0$). Also, experimental data on the differential rates are available for these modes [18–21]. For a recent update on the extraction of $|V_{ub}|$ from $B \rightarrow \pi\ell\nu_\ell$ modes the readers may look at the following refs. [1, 22]. All three form factors mentioned above are correlated in the analysis of Fermilab-MILC [13]. Also, the estimates done in LCSR analyses have correlations between the three form factors. From the above discussion, it is clear that a combined study of the $B \rightarrow \pi\ell\ell$ and $B \rightarrow \pi\ell\nu_\ell$ decay modes using all the available inputs are relevant and necessary, which so far is missing in the literature.

The situation is a bit grim for the form factors associated with the $B \rightarrow \rho$ transitions. Both the $B \rightarrow \rho\ell\nu_\ell$ and $B \rightarrow \rho\ell\ell$ decays are sensitive to the four form factors: $V(q^2)$, $A_0(q^2)$, $A_1(q^2)$ and $A_2(q^2)$. In addition, the amplitudes in $B \rightarrow \rho\ell\ell$ decays are dependent on a few additional form factors: $T_1(q^2)$, $T_2(q^2)$, and $T_3(q^2)$. No lattice estimates exist for any of these form factors. On top of that, no experimental data has been reported on $B \rightarrow \rho\ell\ell$ decays to date, though a few data points exist for the differential rates in $B \rightarrow \rho\ell\nu_\ell$. All these form factors are estimated in the LCSR approach, which are available for a few values of q^2 , including the value at $q^2 = 0$ [16, 23], and all these form factors are fully correlated. Here also a simultaneous study of the available inputs in $B \rightarrow \rho\ell\nu_\ell$ and $B \rightarrow \rho\ell\ell$ decays might be useful.

In light of the above-mentioned arguments, we look into the exclusive $B \rightarrow \pi(\rho)\ell\nu_\ell$ and $B \rightarrow \pi(\rho)\ell\ell$ decay modes in the scope of this article. We first carry out a combined fit incorporating all available lattice, LCSR and experimental inputs for the decay modes mentioned above. Though there is no direct correlation between the form factors in $B \rightarrow \rho$ and $B \rightarrow \pi$ transitions, both the decay rates $\Gamma(B \rightarrow \pi\ell\nu_\ell)$ and $\Gamma(B \rightarrow \rho\ell\nu_\ell)$ are proportional to $|V_{ub}|^2$ which is the only common link between the $B \rightarrow \pi$ and $B \rightarrow \rho$ decay channels we are considering here. Armed with an estimate of $|V_{ub}|$ and the corresponding form factors from the fit, we provide the SM estimates of several observables subject to the $B \rightarrow \pi(\rho)\ell\ell$ decays. These include the optimized (P_i) and asymmetric (A_i) observables, the forward-backward symmetry (A_{FB}), the longitudinal polarization (F_L), the direct CP asymmetries corresponding to the neutral and charged B-decays ($A_{CP}^{0,+}$), the CP-averaged Isospin asymmetry (A_I) and the BR's [24–27]. In addition, we have given predictions for the observables associated with the tagged analysis of the B^+ , B^- , B^0 and \bar{B}^0 decay modes as mentioned above. Ref. [28] provides predictions for a few observables related to the $B \rightarrow \rho\ell\ell$

decays using the fit results for the form factors obtained in [23] which uses only LCSR inputs. We have also tested the NP sensitivities of all these observables in a few well-motivated benchmark NP scenarios.

The long distance effects, which are the other dominant sources of uncertainty in $b \rightarrow d\ell\ell$ transitions arise primarily due to the presence of $c\bar{c}$ and $u\bar{u}$ resonant states within the allowed range of the dilepton invariant-mass. The commonly available description of such effects are heavily model dependent. The most reliable way to tackle such uncertain contributions is hence to restrict the dilepton-invariant mass range so that the resonant regions are excluded. Therefore, we restrict our analysis within the range $0.1 \lesssim q^2 \lesssim 6$ (GeV^2) and all the predictions are given in bins of size $\sim 2 \text{ GeV}^2$.

The paper is organized as follows. In section 2, we briefly discuss the differential decay distribution for the charged and neutral current $B \rightarrow \pi, \rho$ decays. Section 3 is dedicated to a detailed discussion of the form factors that we use in our analysis. Section 4 provides an in-depth account of our analysis and the results that we present. Finally, in section 5 we have summarised our main results.

2 Theoretical Background

2.1 Tree level processes

2.1.1 $B \rightarrow \pi\ell\nu$

As mentioned earlier, the differential decay rate w.r.t. q^2 for $\bar{B} \rightarrow \pi\ell\nu_\ell$ decays are function of the form factors $f_{+,0}(q^2)$. In particular, for $\bar{B}^0 \rightarrow \pi^+$ semileptonic transitions, we have²:

$$\frac{d\Gamma}{dq^2} (\bar{B}^0 \rightarrow \pi^+ l^- \bar{\nu}_l) = \frac{G_F^2 |V_{ub}|^2}{24\pi^3 m_{B^0}^2 q^4} (q^2 - m_l^2)^2 |p_\pi(m_{B^0}, m_{\pi^+}, q^2)| \times \left[\left(1 + \frac{m_l^2}{2q^2}\right) m_{B^0}^2 |p_\pi(m_{B^0}, m_{\pi^+}, q^2)|^2 |f_+(q^2)|^2 + \frac{3m_l^2}{8q^2} (m_{B^0}^2 - m_{\pi^+}^2)^2 |f_0(q^2)|^2 \right]. \quad (2.1)$$

where $|p_\pi(m_B, m_\pi, q^2)| = \sqrt{\lambda(m_B, m_\pi, q^2)}/2m_B$ with $\lambda(m_B, m_\pi, q^2) = ((m_B - m_\pi)^2 - q^2)((m_B + m_\pi)^2 - q^2)$.

Therefore, to extract $|V_{ub}|$, we need information on the form-factors at different values of q^2 . The shape of the form factors will be obtained using lattice-QCD and LCSR. At present the lattice estimates are available on $f_{+,0}(q^2)$ at zero and non-zero recoils [13–15]. There is also a recent update on the values of these form-factors from LCSR at $q^2 = 0$ and at values other than $q^2 = 0$ [16, 17].

2.1.2 $B \rightarrow \rho\ell\nu$

The differential decay width for a pseudoscalar to vector semileptonic decay is a function of the form factors $A_{0,1,2}(q^2)$ and $V(q^2)$.

$$\frac{d\Gamma}{dq^2} (\bar{B}^0 \rightarrow \rho^+ l^- \bar{\nu}_l) = \frac{G_F^2 |V_{ub}|^2}{192\pi^3 m_B^3} q^2 \sqrt{\lambda_\rho(q^2)} \left(1 - \frac{m_l^2}{q^2}\right)^2 \times \left\{ \left[\left(1 + \frac{m_l^2}{2q^2}\right) (H_{V,+}^2 + H_{V,-}^2 + H_{V,0}^2) + \frac{3m_l^2}{2q^2} H_{V,t}^2 \right] \right\}, \quad (2.2)$$

²The corresponding charged B will decay to a neutral pion and hence will be scaled by a factor of 1/2 at the decay width level since $\pi^0 = \frac{u\bar{u} - d\bar{d}}{\sqrt{2}}$

where the hadronic amplitudes are given as:

$$H_{V,\pm}(q^2) = (m_B + m_\rho)A_1(q^2) \mp \frac{\sqrt{\lambda_\rho(q^2)}}{m_B + m_\rho}V(q^2), \quad (2.3a)$$

$$H_{V,0}(q^2) = \frac{m_B + m_\rho}{2m_\rho\sqrt{q^2}} \left[-(m_B^2 - m_\rho^2 - q^2)A_1(q^2) + \frac{\lambda_\rho(q^2)}{(m_B + m_\rho)^2}A_2(q^2) \right], \quad (2.3b)$$

$$H_{V,t}(q^2) = -\sqrt{\frac{\lambda_\rho(q^2)}{q^2}}A_0(q^2) \quad (2.3c)$$

The currently available state of the art LCSR inputs for $B \rightarrow \rho$ decays are taken from the refs. [16, 23]

2.2 Loop level processes

The effective Hamiltonian for semileptonic $b \rightarrow d\ell\ell$ transitions at the scale $\mu \sim m_b$ after integrating out the heavy degrees of freedom within the Standard Model is given by [25] :

$$\mathcal{H}_{eff} = -\frac{4G_F}{\sqrt{2}} \left(\lambda_t \mathcal{H}_{eff}^{(t)} + \lambda_u \mathcal{H}_{eff}^{(u)} \right) \quad (2.4)$$

where G_F is the Fermi constant and $\lambda_i = V_{ib}V_{id}^*$ are the CKM factors. The combination $\lambda_c = V_{cb}V_{cd}^*$ is eliminated by using the unitarity relation $\lambda_u + \lambda_c + \lambda_t = 0$. The effective hamiltonians $\mathcal{H}_{eff}^{(t)}$ and $\mathcal{H}_{eff}^{(u)}$ can be written as:

$$\mathcal{H}_{eff}^{(t)} = C_1\mathcal{O}_1^c + C_2\mathcal{O}_2^c + \sum_{i=3}^{10} C_i\mathcal{O}_i \quad (2.5)$$

$$\mathcal{H}_{eff}^{(u)} = C_1(\mathcal{O}_1^c - \mathcal{O}_1^u) + C_2(\mathcal{O}_2^c - \mathcal{O}_2^u). \quad (2.6)$$

The detail of the operator basis can be seen from [25] which includes the current-current ($i = 1, 2$), QCD penguin ($i = 3, \dots, 6$), electromagnetic dipole (\mathcal{O}_7), chromomagnetic dipole (\mathcal{O}_8), and the semileptonic operators \mathcal{O}_9 and \mathcal{O}_{10} , respectively. The corresponding Wilson coefficients (C'_i 's) are calculated at the scale $\mu = m_W$ upto next-to-next-to leading order (NNLO) and expressed as a perturbative expansion in the strong coupling constant $\alpha_s(\mu_W)$ [29–31]. They are then evolved down to scale $\mu = m_b$ using renormalization group equations which require a calculation of anomalous dimension matrices $\gamma(\alpha_s)$ upto three-loop accuracy. After incorporating the QCD corrections, the coefficients C_9 and C_7 will modify and appear as combinations of the other C'_i 's. Therefore, it is convenient to define the effective Wilson coefficients: C_9^{eff} and C_7^{eff} . The four-quark current-current operators $\mathcal{O}_1^q, \mathcal{O}_2^q$ (with $q = u$ and c) and quark-penguin operators $\mathcal{O}_{3..6}$ will contribute to C_9^{eff} which also includes the leading order (LO) charm-loop effects. Note that C_9^{eff} is in general complex. A part of the contributions from the operators $\mathcal{O}_{3..6}$ also appear in C_7^{eff} . The perturbatively calculable non-factorizable corrections to the operators \mathcal{O}_1 and \mathcal{O}_2 at order α_s are taken from [29, 32] and added as a correction to C_9^{eff} .

As we have discussed in the introduction, the amplitude for the decay $B \rightarrow P\ell\ell$ (P=pseudoscalar meson) is sensitive to the QCD form factors $f_{+,0,T}(q^2)$ while the form factors relevant for $B \rightarrow V\ell\ell$ (V=vector meson) decays are $A_{0,1,2}(q^2)$, $V(q^2)$, and $T_{1,2,3}(q^2)$ respectively [25]. In addition to the QCD form factors, the above decay amplitudes are sensitive to some non-factorizable corrections.

In particular, those corrections will be essential for a precision study. These corrections are related to the four-quark operators, \mathcal{O}_7 , and \mathcal{O}_8 , respectively. In particular, these effects include the contributions from the “hard” corrections to the weak vertex, hard-spectator corrections and the contributions from the weak annihilation (WA) diagrams. We do not have such corrections for the semileptonic operators. In the QCD-factorization (QCDF) approach, one can systematically calculate such effects. In this paper, we have included the non-factorizable corrections calculated in the refs. [33–35]. In QCDF, the most general factorization formula for a heavy to light transition amplitude at leading order in $1/m_b$ reads schematically:

$$\mathcal{T}_i = C_i \xi_M + \phi_B \otimes T_i \otimes \phi_M, \quad (2.7)$$

where ξ_M is the “soft” form factor and T_i is the hard-scattering kernel convoluted with heavy and light meson light-cone wave functions ϕ_B and ϕ_M , respectively. The vertex corrections to the four-quark operators contribute to C_i , which could have factorizable and non-factorizable parts:

$$C_i = C_i^{(0)} + \frac{\alpha_s}{4\pi} (C_i^{(f)} + C_i^{(nf)}). \quad (2.8)$$

Similarly, the contribution from the WA diagram will appear in T_i at the leading order in the expansion of the strong coupling constant. At order α_s there will be factorizable as well as non-factorizable contributions in T_i . Here, we will analyse the $B \rightarrow \pi \ell \ell$ and $B \rightarrow \rho \ell \ell$ decay channels, the detailed calculations of the factorizable and non-factorizable corrections can be seen from refs. [33–35]. The naively factorizable amplitudes will be defined by the full QCD form factors and to this amplitudes we will add only the non-factorizable corrections. As can be seen from [33], in the QCDF framework, the factorizable corrections arise when the full QCD form factors are expressed in terms of ξ 's. Therefore, in our set-up we don't need to separately add them.

2.2.1 $B \rightarrow \pi \ell \ell$

Our treatment of the differential decay rate in $B \rightarrow \pi \ell \ell$ is closely related to that in $B \rightarrow K \ell \ell$ decay [24]. The amplitude reads:

$$\begin{aligned} \mathcal{M}(B \rightarrow \pi \ell^+ \ell^-) = & \frac{G_F}{\sqrt{2}} \frac{\alpha_{\text{em}}}{\pi} \left[(\bar{\ell} \gamma^\mu \ell) (p^\mu + p'^\mu) \left((\lambda_t C_{9,\pi}^{(t)} + \lambda_u C_{9,\pi}^{(u)}) f_{B\pi}^+(q^2) \right. \right. \\ & \left. \left. + \frac{2m_b}{m_B + m_\pi} \lambda_t f_{B\pi}^T(q^2) C_7^{\text{eff}} \right) + (\bar{\ell} \gamma^\mu \gamma_5 \ell) (p^\mu + p'^\mu) \lambda_t f_{B\pi}^+(q^2) C_{10} \right], \quad (2.9) \end{aligned}$$

where the coefficients $C_{9,\pi}^{(t)}$ and $C_{9,\pi}^{(u)}$ include the non-factorizable corrections and they are defined as

$$C_{9,\pi}^{(t)}(q^2) = C_9 + \frac{2m_b}{M_B} \frac{\mathcal{T}_\pi^{(t)}(q^2)}{\xi_\pi(q^2)}, \quad (2.10)$$

$$C_{9,\pi}^{(u)}(q^2) = \frac{2m_b}{M_B} \frac{\mathcal{T}_\pi^{(u)}(q^2)}{\xi_\pi(q^2)}. \quad (2.11)$$

Note that in QCDF, the factorization scheme is such that the relation $\xi_\pi \equiv f_+$ holds exactly to all order in perturbation theory. The most general form of the amplitude \mathcal{T}_π is given by [34]

$$\mathcal{T}_\pi^i = \xi_\pi \left[C_\pi^{(0,i)} + \frac{\alpha_s C_F}{4\pi} (C_\pi^{(f,i)} + C_\pi^{(nf,i)}) \right] + \frac{\pi^2 f_B f_\pi}{N_c M_B} \sum_{\pm} \int_0^\infty \frac{d\omega}{\omega} \Phi_{B,\pm}(\omega) \int_0^1 du \phi_\pi(u) T_{\pi,\pm}^{(i)}(u, \omega) \quad (2.12)$$

with $i = u$ or t quark. The hard kernel $T_{\pi,\pm}^{(i)}(u, \omega)$ can be expressed as

$$T_{\pi,\pm}^{(i)}(u, \omega) = T_{\pi,\pm}^{(0,i)}(u, \omega) + \frac{\alpha_s C_F}{4\pi} (T_{\pi,\pm}^{(f,i)}(u, \omega) + T_{\pi,\pm}^{(nf,i)}(u, \omega)). \quad (2.13)$$

Here, $T_{\pi,\pm}^{(0)}$, $T_{\pi,\pm}^{(f)}$, and $T_{\pi,\pm}^{(nf)}$ are the WA (non-factorizable correction at order α_s^0), factorizable, and the non-factorizable corrections due to hard spectator scattering. In eq. 2.12, the leading order contributions to the $\mathcal{T}_\pi^{(i)}$ are defined as

$$C_\pi^{(0,t)} = C_7^{eff} + \frac{M_B}{2m_b} Y(q^2), \quad C_\pi^{(0,u)} = \frac{M_B}{2m_b} Y^u(q^2), \quad (2.14)$$

where the contributions from the $\mathcal{O}_{1,\dots,6}$ matrix elements are incorporated in $Y(q^2)$ which are commonly included in C_9^{eff} . Since we will be using the form factors defined in full QCD, we need to add only the non-factorizable corrections in eq. 2.9 which are defined in the above equations. The detailed mathematical expressions for $C_\pi^{(nf,i)}$, $T_{\pi,\pm}^{(0,i)}(u, \omega)$ (WA contribution), and $T_{\pi,\pm}^{(nf,i)}(u, \omega)$ are obtained from refs. [34, 35]³.

Information from long-distance physics is encoded in the light-cone distribution amplitudes, $\Phi_{B,\pm}$ for the B meson and ϕ_π for the final state mesons. For B meson, the light-cone distribution amplitudes are written as [34, 36],

$$\Phi_{B,+}(\omega) = \frac{\omega}{\omega_0^2} e^{-\omega/\omega_0}, \quad \Phi_{B,-}(\omega) = \frac{1}{\omega_0} e^{-\omega/\omega_0}. \quad (2.15)$$

These enter the decay amplitude through the moments $\lambda_{B,+}^{-1}(q^2)$ and $\lambda_{B,-}^{-1}(q^2)$ [34, 36]

$$\lambda_{B,+}^{-1} = \int_0^\infty d\omega \frac{\Phi_{B,+}(\omega)}{\omega} = \omega_0^{-1} \quad (2.16)$$

and

$$\lambda_{B,-}^{-1}(q^2) = \int_0^\infty d\omega \frac{\Phi_{B,-}(\omega)}{\omega - q^2/M_B - i\epsilon} = \frac{e^{-q^2/(M_B\omega_0)}}{\omega_0} [-\text{Ei}(q^2/M_B\omega_0) + i\pi]. \quad (2.17)$$

Here $\text{Ei}(z)$ is the exponential integral function. $\lambda_{B,-}^{-1}$ appears via the weak annihilation term, and the imaginary part in Eq. (2.17) acts as an important source of strong phase necessary for CP violation. In the leading twist, for a light meson (M) the most general expression of the light-cone distribution amplitude is given by [37, 38],

$$\phi_M(u) = 6u(1-u) \left[1 + a_1^M C_1^{(3/2)}(2u-1) + a_2^M C_2^{(3/2)}(2u-1) \right], \quad (2.18)$$

where $C_n^{(3/2)}(x)$ are Gegenbauer polynomials and a_i^M are the respective coefficients.

2.2.2 $B \rightarrow \rho \ell \ell$

The theory description of $B \rightarrow \rho \ell \ell$ is quite similar to that given for $B \rightarrow K^* \ell \ell$ decay. The decay distribution for a four body decay $\bar{B} \rightarrow \bar{V}(\rightarrow \bar{M}_1 \bar{M}_2) l^+ l^-$ can be completely described in terms of four kinematic variables: the lepton invariant mass squared (q^2) and the three angles [25].

$$\frac{d^4\Gamma}{dq^2 d\cos\theta_l d\cos\theta_\rho d\phi} = \frac{9}{32\pi} J(q^2, \theta_l, \theta_\rho, \phi) \quad (2.19)$$

³For the $B \rightarrow P$ transitions the expressions for the non-factorizable corrections are extracted from the results of [34, 35] using the following replacement: $C_\pi^{nf} = -C_{||}^{nf}$, $T_{\pi,\pm}^{(0)}(u, \omega) = -T_{||,\pm}^{(0)}(u, \omega)$, and $T_{\pi,\pm}^{(nf)}(u, \omega) = -T_{||,\pm}^{(nf)}(u, \omega)$

where,

$$\begin{aligned}
J(q^2, \theta_l, \theta_\rho, \phi) = & J_1^s \sin^2 \theta_\rho + J_1^c \cos^2 \theta_\rho + (J_2^s \sin^2 \theta_\rho + J_2^c \cos^2 \theta_\rho) \cos 2\theta_l \\
& + J_3 \sin^2 \theta_\rho \sin^2 \theta_l \cos 2\phi + J_4 \sin 2\theta_\rho \sin 2\theta_l \cos \phi \\
& + J_5 \sin 2\theta_\rho \sin \theta_l \cos \phi \\
& + (J_6^s \sin^2 \theta_\rho + J_6^c \cos^2 \theta_\rho) \cos \theta_l + J_7 \sin 2\theta_\rho \sin \theta_l \sin \phi \\
& + J_8 \sin 2\theta_\rho \sin 2\theta_l \sin \phi + J_9 \sin^2 \theta_\rho \sin^2 \theta_l \sin 2\phi.
\end{aligned} \tag{2.20}$$

Like in the case of $B \rightarrow K^*(\rightarrow K\pi)\ell^+\ell^-$, one can express the $B \rightarrow \rho(\rightarrow \pi\pi)\ell^+\ell^-$ decay amplitudes in terms of seven helicity/transversity amplitudes like $A_{\perp L,R}$, $A_{\parallel L,R}$, $A_{0L,R}$ and A_t , which are then used to form angular coefficients (J's) relevant in defining the CP-symmetric and asymmetric observables measured by the different experimental collaborations. The detailed expressions of the transversity amplitudes and the corresponding angular coefficients are obtained from the ref. [25]. These amplitudes are expressed as functions of the Wilson coefficients and the QCD form factors. We need to add the corresponding non-factorizable corrections to these amplitudes, which are as given below

$$\begin{aligned}
\Delta A_{\perp,L,R}^{QCDF} &= \sqrt{2}N \frac{2m_b}{q^2} (m_B^2 - q^2) (\mathcal{T}_{\perp}^{(t),WA+nf} + \hat{\lambda}_u \mathcal{T}_{\perp}^{(u),WA+nf}), \\
\Delta A_{\parallel,L,R}^{QCDF} &= -\Delta A_{\perp,L,R}^{QCDF}, \\
\Delta A_{0,L,R}^{QCDF} &= \frac{N(m_B^2 - q^2)^2}{m_\rho m_B^2 \sqrt{q^2}} m_b (\mathcal{T}_{\parallel}^{(t),WA+nf} + \hat{\lambda}_u \mathcal{T}_{\parallel}^{(u),WA+nf}).
\end{aligned} \tag{2.21}$$

Here, $\hat{\lambda}_u = \lambda_u/\lambda_t$ and following the QCDF the transversity amplitudes \mathcal{T}_a can be written as

$$\mathcal{T}_a^{(i)} = \xi_a \left(C_a^{(0,i)} + \frac{\alpha_s C_F}{4\pi} C_a^{(1,i)} \right) + \frac{\pi^2 f_B f_{\rho,a}}{N_c M_B} \Xi_a \sum_{\pm} \int_0^\infty \frac{d\omega}{\omega} \Phi_{B,\pm}(\omega) \int_0^1 du \phi_{\rho,a}(u) T_{a,\pm}^{(i)}(u, \omega), \tag{2.22}$$

where $C_F = 4/3$, $N_c = 3$ and f_B refers to the B meson decay constant. “a” stands for the polarisation of the vector meson in the final state ($a \rightarrow \parallel$ or \perp), $\Xi_{\perp} = 1$, $\Xi_{\parallel} = m_\rho/E$, $E = (M_B^2 - q^2)/(2M_B)$ refers to the energy of the final state meson and ξ_a refer to the form factors in the heavy quark and high energy limit, and $i = u, t$. For the different polarizations, after estimating the WA, factorizable and non-factorizable contributions, the hard kernel $T_{a,\pm}(u, \omega)$ can be expanded as given in Eq. 2.13. As we have discussed earlier, here we need to consider the contributions from the WA diagram at leading order in α_s , and the non-factorizable corrections (order α_s) from eq. 2.22, the detailed expressions of which are obtained from refs. [34, 35]. Note that $T_{\parallel,-}^0$ will be the only non-zero contribution from the leading order WA diagram. The detailed expressions for the light-cone distribution functions ϕ_B , and $\phi_{\rho,a}$ can be obtained following eq. 2.15, and 2.18 for different polarizations, respectively.

The angular decay rate distribution for the CP-conjugated process $B \rightarrow V(\rightarrow M_1 M_2)l^+l^-$ is given by

$$\frac{d^4\bar{\Gamma}}{dq^2 d\cos\theta_l d\cos\theta_\rho d\phi} = \frac{9}{32\pi} \tilde{J}(q^2, \theta_l, \theta_\rho, \phi) \tag{2.23}$$

which has obtained from eq. 2.19 with the replacement $J_i \rightarrow \tilde{J}_i \equiv \xi_i \bar{J}_i$ where, $\xi_i = 1$ for $i \in 1,2,3,4,7$ and -1 for $i \in 5,6,8,9$ [25]. Here, the angular coefficients \tilde{J}_i is formed from the helicity amplitude: $\tilde{A}_H \equiv A_H(\bar{B} \rightarrow f_{CP})$, on the other hand the \bar{J}_i is formed from $\bar{A}_H \equiv A_H(\bar{B} \rightarrow \bar{f}_{CP})$. From the decay rates of a B and \bar{B} to a CP-eigenstate, one can define the following:

$$\frac{d\Gamma(B \rightarrow f_{CP}) + d\Gamma(\bar{B} \rightarrow f_{CP})}{dq^2 d\cos\theta_l d\cos\theta_\rho d\phi} = \sum_i [J_i + \tilde{J}_i] f_i(\theta_l, \theta_\rho, \phi) = \sum_i [J_i + \xi_i \bar{J}_i] f_i(\theta_l, \theta_\rho, \phi), \tag{2.24}$$

q^2 (GeV ²)	19	20.5	22.6	25.1
$f_+(q^2)$	1.176 ± 0.054	1.494 ± 0.052	2.241 ± 0.064	4.455 ± 0.153
$f_0(q^2)$	0.458 ± 0.025	–	0.651 ± 0.020	0.864 ± 0.023
$f_T(q^2)$	1.133 ± 0.064	1.443 ± 0.058	2.169 ± 0.076	4.313 ± 0.176

Table 1: Synthetic datapoints for $B \rightarrow \pi$ transition form factors from Lattice MILC [12, 13] and corresponding correlations given in eqn. A.1.

q^2 (GeV ²)	–10	–5	0	5	10
$f_+(q^2)$	0.170 ± 0.022	0.224 ± 0.022	0.297 ± 0.030	0.404 ± 0.044	0.574 ± 0.062
$f_0(q^2)$	0.211 ± 0.029	0.251 ± 0.024	–	0.356 ± 0.040	0.441 ± 0.052
$f_T(q^2)$	0.170 ± 0.021	0.222 ± 0.020	0.293 ± 0.028	0.396 ± 0.039	0.560 ± 0.053

Table 2: LCSR inputs at various values of q^2 and the respective correlations are taken from ref. [17].

q^2 (GeV ²)	0	5	10
$A_0(q^2)$	–	0.473 ± 0.048	0.672 ± 0.059
$A_1(q^2)$	0.262 ± 0.026	0.292 ± 0.029	0.333 ± 0.034
$A_2(q^2)$	0.229 ± 0.036	0.291 ± 0.050	0.383 ± 0.080
$V(q^2)$	0.327 ± 0.031	0.438 ± 0.034	0.629 ± 0.042
$T_1(q^2)$	0.272 ± 0.026	0.365 ± 0.028	0.525 ± 0.033
$T_2(q^2)$	–	0.301 ± 0.028	0.343 ± 0.033
$T_3(q^2)$	0.181 ± 0.029	0.229 ± 0.041	0.301 ± 0.069

Table 3: Synthetic datapoints for $B \rightarrow \rho$ transition form factors obtained in LCSR from the ref. [23], the corresponding correlations are given in eqn. A.2.

$$\frac{d\Gamma(B \rightarrow f_{CP}) - d\Gamma(\bar{B} \rightarrow f_{CP})}{dq^2 d\cos\theta_l d\cos\theta_\rho d\phi} = \sum_i [J_i - \bar{J}_i] f_i(\theta_l, \theta_\rho, \phi) = \sum_i [J_i - \xi_i \bar{J}_i] f_i(\theta_l, \theta_\rho, \phi). \quad (2.25)$$

In the experiment like LHCb or Belle, it will be possible to extract the associated CP-averaged (S_i) and CP-asymmetric (A_i) observables which are given by

$$S_i = \frac{J_i + \bar{J}_i}{d\Gamma/dq^2}, \quad A_i = \frac{J_i - \bar{J}_i}{d\Gamma/dq^2}, \quad (2.26)$$

respectively. Here, $d\Gamma/dq^2$ is the combined differential decay rate of the B^0 and \bar{B}^0 decays. The CP-averaged observables are also related to the longitudinal polarization fraction F_L of the ρ -meson which is defined as $F_L = S_1^c = -S_2^c$. Also, the forward-backward asymmetry A_{FB} of the dilepton system is defined as $A_{FB} = 3S_6/4$ [3, 39]. Also, using the observables like S_i s, A_{FB} and F_L one can define several other optimised observables which are relatively clean (free from form factor) and defined as P_i and P'_i , for details see [27, 39, 40]. In this analysis, we have given predictions for all these observables along with some other relevant observables. Note that the effect of mixing will become relevant in the case of B decays to CP-eigenstates. Hence the time-dependent decay amplitudes need to be considered, and we will discuss the details in the follow-up sections.

μ_b	4.8 GeV	f_B	190.0 ± 1.3 MeV [41]
$\alpha_s(\mu_b)$	0.214	$\lambda_{B,+}^{-1}$	(3 ± 1) GeV ⁻¹ [34]
α_{em}	1/137	G_F	1.166×10^{-5} GeV ⁻²
$m_{c,pole}$	1.4 GeV	$m_{b,pole}$	4.8 GeV
f_π	130.2 ± 0.8 MeV [41]	a_2^π	0.116_{-20}^{+19} [42]
f_ρ^\perp	160 ± 7 MeV [23]	$a_{2,\rho}^\perp$	0.14 ± 0.06 [23]
f_ρ^\parallel	213 ± 5 MeV [23]	$a_{2,\rho}^\parallel$	0.17 ± 0.07 [23]

Table 4: Inputs used in the analysis.

3 Inputs

To get the shape of the decay rate distribution, one needs to know the shape of the corresponding form-factors in the whole q^2 region. Therefore, it is crucial to have a parametrization of the form-factors that satisfies real analyticity in the complex q^2 plane. We have followed the Bharucha-Straub-Zwicky (BSZ) [23] parametrization where the conformal map from q^2 to z is given by:

$$z(q^2) = \frac{\sqrt{t_+ - q^2} - \sqrt{t_+ - t_0}}{\sqrt{t_+ - q^2} + \sqrt{t_+ - t_0}}, \quad (3.1)$$

where $t_\pm \equiv (m_B \pm m_P)^2$ and $t_0 \equiv t_+(1 - \sqrt{1 - t_-/t_+})$. t_0 is a free parameter that governs the size of z in the semileptonic phase space. Under this parametrization, a generic form-factor for pseudoscalar-to-pseudoscalar/vector transition reads:

$$f_i(q^2) = \frac{1}{1 - q^2/m_{R,i}^2} \sum_{k=0}^N a_k^i [z(q^2) - z(0)]^k, \quad (3.2)$$

where $m_{R,i}$ denotes the mass of sub-threshold resonances compatible with the quantum numbers of the respective form factors and a_k^i are the coefficients of expansion. This parametrization has the advantage that the value of the form factor at $q^2 = 0$ is among the fit parameters which is evident from eq. 3.2: $f_i(q^2 = 0) = a_0^i$. Thus, the kinematical constraints relating the form factors at $q^2 = 0$ result in simpler relations among the form factor parameters. The details are provided in ref. [23].

The lattice collaborations RBC/UKQCD [15] and JLQCD [14] provide synthetic data points for $f_{+,0}(q^2)$ with full covariance matrices (both systematic and statistical) at three q^2 points which we have directly used in our analysis. On the other hand, the Fermilab-MILC collaboration [12, 13] provides the fit-results for the coefficients of the z -expansions of the respective form factors. They have followed Bourrely-Caprini-Lellouch (BCL) [43] parametrization for the z -expansion. We have used them to create synthetic datapoints, which are given in table 1, at exactly the same q^2 values as RBC/UKQCD, with an extra point for f_+ and f_T at $q^2 = 20.5$ GeV², thus utilizing the full information from the lattice fit. In addition to the lattice inputs, we have used the inputs on the form factors obtained by LCSR approaches [16, 17]. The analysis in [17] uses the two-particle twist-two pion light-cone distribution amplitude (LCDA), and the results are more precise than those obtained in [16] which is an LO calculation with the ill-known B-meson LCDA. Table 2 presents the LCSR data points for the form factors $f_+(q^2)$ and $f_T(q^2)$ at $q^2 = -10, -5, 0, 5, 10$ GeV², respectively, which are obtained from [17]. We have also utilised the respective correlations in our fits. Note that ref. [16] provides the values and covariance matrices for the form factors $f_+(q^2)$ and $f_T(q^2)$ at $q^2 = -15, -10, -5, 0, 5$ and for the form-factor $f_0(q^2)$ at $q^2 = -15, -10, -5, 5$

GeV² which play a sub-dominant role in our fits, since the estimated errors in [16] are larger as compared to the one obtained in ref. [17]. However, we have included all these inputs in our fits.

For $B \rightarrow \rho$ transitions, the LCSR data points along with the respective covariance matrix are given in ref. [16] for $q^2 = -15, -10, -5, 0, 5$ GeV², which we directly use in our fits. In ref. [23], the fit-results for the coefficients of the z -expansion are given. Using their fit results, we generate correlated synthetic data-points for the form factors A_1, A_2, V, T_1 and T_3 at $q^2 = 0, 5, 10$ GeV² and for A_0 and T_2 at $q^2 = 5, 10$ GeV²⁴, respectively, which are presented in table 3. The LCSR results in ref. [23] have been derived up to twist-3 $\mathcal{O}(\alpha_s)$ using the ρ meson LCDA, and the extracted values are relatively more precise than the ones obtained in [16]. In ref. [16], for the computation of the $B \rightarrow \rho$ form factors the narrow-width approximation of the ρ meson has been assumed, and uses the B-meson LCDA. Note that the ρ -meson is an unstable particle and decays strongly to pairs of pseudoscalar mesons. In ref. [23], the computation goes beyond the narrow-width approximation. The ρ meson DA is characterized by the longitudinal and transverse component of the decay constant f_ρ^\parallel and f_ρ^\perp , respectively. The inputs on f_ρ^\parallel are obtained from the measurements of the decay widths: $\Gamma(e^+e^- \rightarrow \rho^0(\rightarrow \pi\pi))$ and $\Gamma(\tau^+ \rightarrow \rho^+(\pi\pi)\nu)$ respectively [44]. In these experiments, the ρ -meson is detected as a Breit-Wigner peak in the invariant mass distribution of produced pions ($\rho \rightarrow \pi\pi$), while the transverse component f_ρ^\perp is obtained from the lattice estimates of the ratio $f_\rho^\parallel/f_\rho^\perp$. As argued in [23], as long as the treatment of the $\rho(\rightarrow \pi\pi)$ meson is the same as is used in the experimental extractions of f_ρ^\parallel , there is no systematic effect. The LCSR should not suffer from sizeable additional uncertainties.

Other inputs relevant for our analysis are given in table 4. The values of the WCs are taken at the scale $\mu_b = 4.8$ GeV [25]. We have presented the results truncating the BSZ expansion (eq. 3.2) at $N = 3$ for $B \rightarrow \pi$ transitions and at $N = 2$ for $B \rightarrow \rho$ transitions. We have checked that if we go to the next order $N = 3$ for $B \rightarrow \rho$ transition, the newly added higher-order coefficients of the expansion remain mostly unconstrained, and they have a negligible impact on the precision extraction of $|V_{ub}|$ and other related observables which we will discuss in the next section.

4 Analysis and results

The BaBar and Belle collaborations have performed measurements on the partial branching fractions in bins of dilepton invariant mass squared (q^2) for the exclusive $b \rightarrow u\ell\nu$ transitions [18–21] with π, ρ, ω and η mesons in the final state. On the $b \rightarrow d\ell\ell$ decays, the LHCb collaboration has observed the $B^+ \rightarrow \pi^+\mu^+\mu^-$ decay for the first time at 5.2σ [10] and in [11], it has provided measurements on the partial branching fractions in bins of q^2 , for which we restrict ourselves to the low q^2 bins (upto 8 GeV²). This is done to avoid the uncertainties resulting from nonperturbative corrections due to the near-threshold $c\bar{c}$ intermediate states.

The theoretical expressions for the differential decay widths for $B \rightarrow \pi\ell\nu$ and $B \rightarrow \rho\ell\nu$ contain $|V_{ub}|$ as the overall normalizing constant. As one can see from eq. 2.4, the loop-induced processes $B \rightarrow \pi\ell\ell$ and $B \rightarrow \rho\ell\ell$ are sensitive to the products of CKM matrix elements $\lambda_u = V_{ub}V_{ud}^*$ and $\lambda_t = V_{tb}V_{td}^*$ respectively. Thus, to make the $|V_{ub}|$ dependence explicit, we define the product of the elements as

$$V_{ub}V_{ud}^* = |V_{ub}||V_{ud}|e^{-i\gamma}, \quad V_{tb}V_{td}^* = |V_{tb}||V_{td}|e^{i\beta}, \quad (4.1)$$

where angles are defined as $\gamma = \arg(-V_{ud}V_{ub}^*/V_{cd}V_{cb}^*)$ and $\beta = \arg(-V_{cd}V_{cb}^*/V_{td}V_{tb}^*)$.

We perform a statistical frequentist analysis combining the available experimental inputs on $B \rightarrow \pi\ell\nu, B \rightarrow \rho\ell\nu$ and $B \rightarrow \pi\ell\ell$ modes [11, 18–21], and the available theory inputs from lattice

⁴At $q^2 = 0$, A_0 is related to A_1 and A_2 and T_2 is related to T_1 , thus they aren't independent. So, in order to keep the covariance matrix positive semi-definite, we don't include the datapoints for A_0 and T_2 at $q^2 = 0$.

$B \rightarrow \pi$ form factors		$B \rightarrow \rho$ form factors	
Parameters	Fitted Values	Parameters	Fitted Values
$a_0^{f^+}$	0.260 ± 0.008	$a_1^{A_0}$	-0.879 ± 0.153
$a_1^{f^+}$	-0.639 ± 0.065	$a_2^{A_0}$	1.074 ± 0.951
$a_2^{f^+}$	-0.067 ± 0.210	$a_0^{A_1}$	0.242 ± 0.013
$a_3^{f^+}$	0.485 ± 0.160	$a_1^{A_1}$	0.468 ± 0.086
$a_1^{f^0}$	0.301 ± 0.063	$a_2^{A_1}$	0.307 ± 0.281
$a_2^{f^0}$	0.350 ± 0.181	a_0^V	0.309 ± 0.017
$a_3^{f^0}$	0.354 ± 0.168	a_1^V	-0.742 ± 0.115
$a_0^{f^T}$	0.252 ± 0.011	a_2^V	1.216 ± 0.827
$a_1^{f^T}$	-0.701 ± 0.101	$a_0^{A_2}$	0.220 ± 0.017
$a_2^{f^T}$	-0.455 ± 0.396	$a_1^{A_2}$	-0.397 ± 0.096
$a_3^{f^T}$	-0.015 ± 0.365	$a_2^{A_2}$	0.405 ± 1.002
$ V_{ub} \times 10^3$	3.60 ± 0.10	$a_0^{T_1}$	0.262 ± 0.015
$V_{tb}V_{td}\cos\beta$	0.0079 ± 0.0001	$a_1^{T_1}$	-0.643 ± 0.091
$V_{tb}V_{td}\sin\beta$	0.00324 ± 0.00008	$a_2^{T_1}$	0.909 ± 0.645
$V_{ud}\cos\gamma$	0.404 ± 0.019	$a_1^{T_2}$	0.556 ± 0.084
$V_{ud}\sin\gamma$	0.887 ± 0.009	$a_2^{T_2}$	0.714 ± 0.336
$f_B f_\pi$	0.0247 ± 0.00023	$a_0^{T_3}$	0.190 ± 0.014
$\lambda_{B,+}^{-1}$	2.988 ± 0.999	$a_1^{T_3}$	-0.374 ± 0.081
		$a_2^{T_3}$	1.267 ± 0.798

Table 5: Fit results using all the available inputs.

and LCSR on the respective form factors in these decays and $B \rightarrow \rho \ell \ell$. We have extracted the coefficients of the BSZ expansion defined in eq. 3.2 along with the magnitude of $|V_{ub}|$. Here, we take the parameters $|V_{ud}|\cos(\gamma)$, $|V_{ud}|\sin(\gamma)$, $|V_{tb}||V_{td}|\cos(\beta)$, $|V_{tb}||V_{td}|\sin(\beta)$, the product $f_B f_\pi$ (f_B and f_π are decay constants of the B and π mesons) and the inverse moment of B meson ($\lambda_{B,+}^{-1}$) as nuisance parameters in the fits. The inputs on the CKM parameters are taken from [45]. As we have mentioned in our introduction, in this fit, we have considered all possible correlations between the form factor obtained in lattice and LCSR analyses. The fit result is given in table 5 and we will provide a separate file for the respective correlations. Utilizing the result from the fit, we provide predictions for the branching ratios, direct CP asymmetries and isospin asymmetry for $B \rightarrow \pi \ell \ell$ and various angular observables for $B \rightarrow \rho \ell \ell$ transitions, as discussed below.

4.1 $B \rightarrow \pi \ell \ell$

We study the modes $B^\pm \rightarrow \pi^\pm \ell \ell$ and $\bar{B}^0(B^0) \rightarrow \pi^0 \ell \ell$ for which the q^2 -dependent direct CP asymmetries are defined as :

$$A_{CP}^+(q^2) = \frac{d\mathcal{B}(B^- \rightarrow \pi^- \ell \ell)/dq^2 - d\mathcal{B}(B^+ \rightarrow \pi^+ \ell \ell)/dq^2}{d\mathcal{B}(B^- \rightarrow \pi^- \ell \ell)/dq^2 + d\mathcal{B}(B^+ \rightarrow \pi^+ \ell \ell)/dq^2}, \quad (4.2)$$

$$A_{CP}^0(q^2) = \frac{d\mathcal{B}(\bar{B}^0 \rightarrow \pi^0 \ell \ell)/dq^2 - d\mathcal{B}(B^0 \rightarrow \pi^0 \ell \ell)/dq^2}{d\mathcal{B}(\bar{B}^0 \rightarrow \pi^0 \ell \ell)/dq^2 + d\mathcal{B}(B^0 \rightarrow \pi^0 \ell \ell)/dq^2} \quad (4.3)$$

The definition of the q^2 -dependent CP-averaged isospin asymmetry corresponds to the LHCb

Observables	Predictions in a few q^2 -bins (GeV ²)			
	[0.1-1]	[1-2]	[2-4]	[4-6]
$B(B^0 \rightarrow \pi^0 \ell \ell) \times 10^8$	0.0499(28)	0.0503(28)	0.0985(54)	0.0976(51)
$B(\bar{B}^0 \rightarrow \pi^0 \ell \ell) \times 10^8$	0.0283(21)	0.0330(23)	0.0674(44)	0.0696(43)
$B(B^- \rightarrow \pi^- \ell \ell) \times 10^8$	0.0444(28)	0.0538(43)	0.1308(92)	0.1465(92)
$B(B^+ \rightarrow \pi^+ \ell \ell) \times 10^8$	0.1950(70)	0.1551(65)	0.251(12)	0.223(11)
$\langle A_{CP}^0 \rangle$	-0.276(15)	-0.2074(69)	-0.1873(56)	-0.1681(55)
$\langle A_{CP}^+ \rangle$	-0.629(12)	-0.486(16)	-0.316(11)	-0.2077(72)
$\langle A_I \rangle$	-0.479(11)	-0.3992(50)	-0.3625(23)	-0.3445(11)
$\langle \bar{R}_\pi^0 \rangle$	0.99195(13)	1.00007(13)	1.00039(13)	1.00050(12)
$\langle R_{\pi^-}^- \rangle$	0.99043(34)	1.00022(19)	1.00044(14)	1.00051(13)

Table 6: Predictions of observables for $B \rightarrow \pi \ell \ell$ decays in the SM, obtained using the fit results given in table 5.

definition [46] :

$$A_I = \frac{d\mathcal{B}(B^0 \rightarrow \pi^0 \ell \ell)/dq^2 - (\tau_0/\tau_+)d\mathcal{B}(B^+ \rightarrow \pi^+ \ell \ell)/dq^2}{d\mathcal{B}(B^0 \rightarrow \pi^0 \ell \ell)/dq^2 + (\tau_0/\tau_+)d\mathcal{B}(B^+ \rightarrow \pi^+ \ell \ell)/dq^2}, \quad (4.4)$$

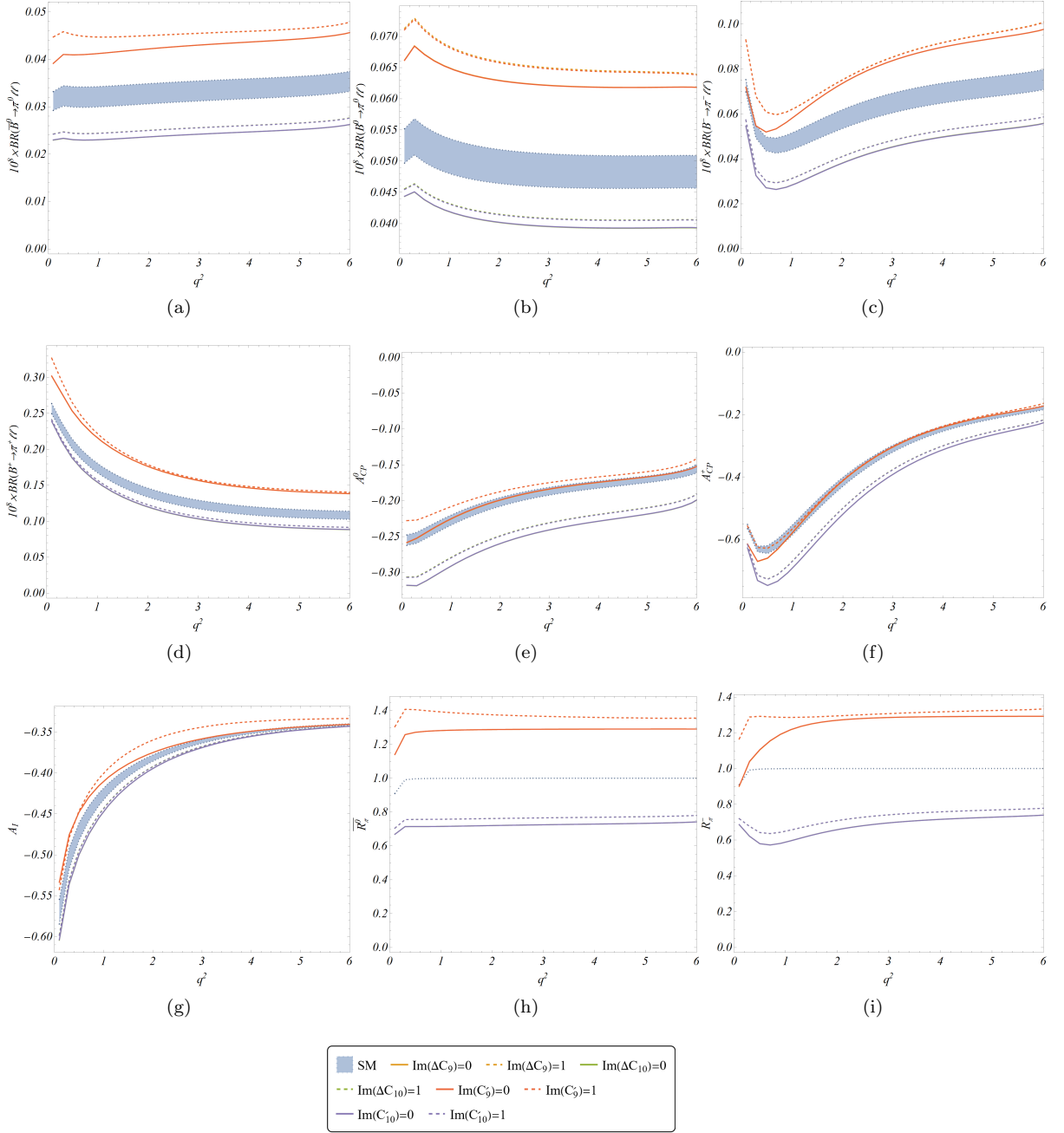
where τ_0 and τ_+ are B^0 and B^+ meson lifetimes. In addition, we have incorporated the interesting observables:

$$R_\pi^{\pm(0)} = \frac{\Gamma(B^{\pm(0)} \rightarrow \pi^{\pm(0)} \mu \mu)}{\Gamma(B^{\pm(0)} \rightarrow \pi^{\pm(0)} e e)}, \quad (4.5)$$

which are lepton flavour universality (LFU) conserving in the SM and are potentially sensitive to new degrees of freedom.

In table 6, we have provided predictions for the various observables in the four q^2 bins. These predictions are obtained using the fit results given in table 5. The uncertainty corresponds to the uncertainty in determining the form factors, decay constants and the CKM elements. These are the most precise results obtained so far. The q^2 -distributions of the relevant branching fractions and the CP, isospin-asymmetries defined above are given in figs. 1. In figs. 1a, 1b, 1c, and 1d, we have shown the variation of differential branching fraction with q^2 for both $B^\pm \rightarrow \pi^\pm \ell \ell$ and $\bar{B}(B) \rightarrow \pi^0 \ell \ell$ modes, comparing which we notice that the decay spectra for $\bar{B}(B) \rightarrow \pi^0 \ell \ell$ is nearly flat, whereas for $B^\pm \rightarrow \pi^\pm \ell \ell$ shows visible q^2 dependence. Similarly, there are differences between the charged and neutral B decays in the q^2 variations of the CP and isospin-asymmetries. This is due to the differences in the q^2 behaviour of the weak annihilation contributions in the charged and neutral B decays at the leading order. Note that C_9^t defined in eq. 2.10 has dominant contribution in $\bar{B}(B) \rightarrow \pi^0 \ell \ell$ decays and the contribution from C_9^u is negligible. However, for $B^\pm \rightarrow \pi^\pm \ell \ell$ decays, the contribution from C_9^u becomes equally important at the low q^2 regions. As can be seen from ref. [35], at the leading order, the contribution in $\mathcal{T}_\pi^{(t)}(q^2)$ and $\mathcal{T}_\pi^{(u)}(q^2)$ from the weak annihilation diagrams is proportional to $\lambda_{B,-}^{-1}(q^2)\hat{T}_{\pi,-}^{(0,t)}$ and $\lambda_{B,-}^{-1}(q^2)\hat{T}_{\pi,-}^{(0,u)}$, respectively. The imaginary part of $\lambda_{B,-}^{-1}(q^2)$ (eq. 2.17) is highly q^2 dependent and has large values at low q^2 compared to that at high q^2 regions. On the other hand, numerically $\hat{T}_{\pi,-}^{(0,t)} < \hat{T}_{\pi,-}^{(0,u)}$ since $\hat{T}_{\pi,-}^{(0,u)}$ is proportional to the WC $C_2 \sim 1$ whereas $\hat{T}_{\pi,-}^{(0,t)}$ is proportional to a linear combination of $C_3 \sim -0.005$ and $C_4 \sim -0.08$. Due to the reasoning as mentioned above, $\mathcal{T}_\pi^{(u)}(q^2)$ is more sensitive to the variation of q^2 as compared to $\mathcal{T}_\pi^{(t)}(q^2)$.

Also, it should be noted that $\lambda_{B,-}^{-1}$ acts as a source of strong phase, in particular, at the low q^2 regions. Thus, the large imaginary contribution of $C_{9,P}^{(u)}$ at low q^2 for B^\pm decays results in the



(j) Legend

Figure 1: The q^2 dependence for the $B \rightarrow \pi ll$ observables in the SM and the four different NP scenarios with NP Wilson coefficients $\Delta C_{9,10}$ and $C'_{9,10}$. For the NP scenarios, the plots show the corresponding dependence of the observables on the imaginary parts of the respective NP's for the two different benchmark values 1 and 0 of the imaginary parts of the WC's while the real part is fixed at 1. For detail, please see the legend.

large CP asymmetry at low q^2 . The CP asymmetry for B^0 decays is small, as weak annihilation is mostly mediated by loop-suppressed QCD penguins. Isospin asymmetry is also generated by

hard-spectator interactions and is more pronounced at low q^2 , as shown in fig. 1g.

Apart from the precise predictions in the SM, we have also tested the NP sensitivities of the observables as mentioned above. In this analysis, we have considered NP effects in the following four operators:

$$\begin{aligned}\mathcal{O}_9 &= \frac{e^2}{16\pi^2}(\bar{d}\gamma_\mu P_L b)(\bar{\mu}\gamma^\mu\mu), & \mathcal{O}'_9 &= \frac{e^2}{16\pi^2}(\bar{d}\gamma_\mu P_R b)(\bar{\mu}\gamma^\mu\mu), \\ \mathcal{O}_{10} &= \frac{e^2}{16\pi^2}(\bar{d}\gamma_\mu P_L b)(\bar{\mu}\gamma^\mu\gamma_5\mu), & \mathcal{O}'_{10} &= \frac{e^2}{16\pi^2}(\bar{d}\gamma_\mu P_R b)(\bar{\mu}\gamma^\mu\gamma_5\mu).\end{aligned}\quad (4.6)$$

The relevant new WCs are the following: $\Delta C_9, C'_9, \Delta C_{10}, C'_{10}$. In the NP scenarios, the \mathcal{H}_{eff} defined in eq. 2.4 will be modified. We have introduced the new operators via a modification in $\mathcal{H}_{eff}^{(t)}$:

$$\mathcal{H}_{eff}^{(t)} = C_1\mathcal{O}_1^c + C_2\mathcal{O}_2^c + \sum_{i=3}^{10} C_i\mathcal{O}_i + \Delta C_9\mathcal{O}_9 + \Delta C_{10}\mathcal{O}_{10} + C'_9\mathcal{O}'_9 + C'_{10}\mathcal{O}'_{10}\quad (4.7)$$

The new WCs should be scaled accordingly. To keep our discussion limited we have not considered the NP scenarios with scalar or pseudoscalar types of operators. We have shown the q^2 variations of all the observables mentioned above in the four specific NP scenarios in fig. 1. Here, we will consider an observable sensitive to a particular NP scenario if we find a significant deviation in its prediction w.r.t the corresponding SM prediction. To generate the q^2 -distributions, for all the NP cases, we have set $Re(\Delta C_i) = Re(C'_i) = 1$. The imaginary component of the new WCs have been set to 0 or 1, in order to help us distinguish the sensitivities of the observables towards the new phase. The predictions of the associated observables in different NP scenarios in four q^2 bins are presented in tables 15 and 16, where we have presented our results for a few combinations of representative values of real and imaginary parts of the new WCs. Following are a few observations from fig. 1:

- None of the observables we discuss above for $B \rightarrow \pi\ell\ell$ decays will be able to distinguish the effects of \mathcal{O}_9 (\mathcal{O}_{10}) from that of \mathcal{O}'_9 (\mathcal{O}'_{10}), respectively. The q^2 -distributions are the same for \mathcal{O}_9 (\mathcal{O}_{10}) and \mathcal{O}'_9 (\mathcal{O}'_{10}).
- The branching fractions $B(B \rightarrow \pi\ell\ell)$ are sensitive to all four NP scenarios. Interestingly, for the scenarios with \mathcal{O}_{10} or \mathcal{O}'_{10} , the branching fractions reduce than the corresponding SM predictions. While for the scenario with \mathcal{O}_9 or \mathcal{O}'_9 , we note an increase in the values of branching fractions from that of the SM.
- As expected, it is hard to distinguish the impact of the imaginary WCs in the branching fractions.
- The CP-asymmetries are sensitive only to ΔC_{10} and C'_{10} . The predicted values of both the CP-asymmetric observables in the specified NP scenarios will be less than that of the SM for these two WC's. Also, we note a negligible impact of these observables on the imaginary component of these WCs.
- Contrary to the CP-asymmetries, the isospin asymmetry A_I is sensitive to ΔC_9 and C'_9 in the region $2 < q^2 < 6 \text{ GeV}^2$ and the predicted value will be higher than that of the SM. In the low q^2 regions it will be difficult to see the impact of the NP over that of SM. This observable is sensitive to the imaginary component of the respective WCs. For negative values of the respective WC, the predicted value will be consistent with the SM, and it will be hard to distinguish the effect. For positive values, the predictions will be even higher than the predictions obtained with the imaginary component as zero. The details can be seen from the table 15 in the appendix where we have given predictions for a couple of more benchmarks.

Bin[GeV ²]	[0.1-1]	[1-2]	[2-4]	[4-6]
$\langle P_1^- \rangle$	0.0042(33)	0.0030(47)	-0.048(21)	-0.086(34)
$\langle P_2^- \rangle$	-0.1262(50)	-0.422(13)	-0.177(28)	0.241(22)
$\langle P_3^- \rangle$	0.00040(25)	0.0024(15)	0.0048(28)	0.0052(28)
$\langle P_4'^- \rangle$	-0.117(29)	-0.159(19)	-0.366(15)	-0.474(12)
$\langle P_5'^- \rangle$	0.9343(64)	0.568(32)	-0.302(41)	-0.744(25)
$\langle P_6'^- \rangle$	-0.179(22)	-0.078(40)	0.012(46)	-0.048(48)
$\langle P_8'^- \rangle$	0.095(16)	-0.1176(72)	-0.078(14)	-0.047(18)
$\langle BR^- \rangle \times 10^9$	2.32(21)	1.004(89)	2.08(19)	2.48(21)
$\langle A_{FB}^- \rangle$	-0.1076(41)	-0.206(18)	-0.057(11)	0.105(13)
$\langle F_L^- \rangle$	0.203(19)	0.631(32)	0.765(21)	0.700(24)
$\langle R_\rho^- \rangle$	0.98067(29)	0.99566(39)	0.99610(38)	0.99683(27)

Table 7: SM Predictions of observables for $B^- \rightarrow \rho^- \ell \ell$.

Bin[GeV ²]	[0.1-1]	[1-2]	[2-4]	[4-6]
$\langle P_1^+ \rangle$	0.0038(32)	0.0034(52)	-0.048(20)	-0.087(34)
$\langle P_2^+ \rangle$	-0.1219(36)	-0.411(12)	-0.176(37)	0.291(20)
$\langle P_3^+ \rangle$	0.00057(41)	0.0031(21)	0.0059(36)	0.0055(30)
$\langle P_4'^+ \rangle$	0.347(12)	0.182(15)	-0.224(19)	-0.448(11)
$\langle P_5'^+ \rangle$	0.350(15)	0.062(25)	-0.495(32)	-0.809(21)
$\langle P_6'^+ \rangle$	-0.065(28)	-0.168(38)	-0.271(38)	-0.244(37)
$\langle P_8'^+ \rangle$	-0.153(27)	-0.059(31)	-0.067(26)	-0.082(19)
$\langle BR^+ \rangle \times 10^9$	4.11(25)	2.06(14)	2.94(23)	2.78(23)
$\langle A_{FB}^+ \rangle$	-0.0634(40)	-0.107(11)	-0.0412(95)	0.119(14)
$\langle F_L^+ \rangle$	0.448(25)	0.782(18)	0.823(15)	0.716(23)
$\langle R_\rho^+ \rangle$	0.98448(36)	0.99768(20)	0.99721(27)	0.99718(24)

Table 8: SM Predictions of observables for $B^+ \rightarrow \rho^+ \ell \ell$.

Apart from the limitations discussed, the above-itemized information is beneficial in distinguishing the impact of different NP scenarios we are considering here. Once the measured values are available, any deviation from the respective SM predictions will hint toward a particular type of NP scenario. For example, the NP scenario with the operator \mathbf{O}_9 or \mathbf{O}'_9 will show deviations in A_I and the respective branching fractions but not in A_{CPS} . On the contrary, if we see deviations in A_{CPS} but not in A_I , that will be an indication of the scenario with the operator \mathbf{O}_{10} or \mathbf{O}'_{10} . The predictions of these observables for a few benchmark points of the new WCs are given in tables 15 and 16 respectively, which could be tested in future experimental results. Also, these results clearly indicate the pattern of NP effects in those observables.

4.2 $B \rightarrow \rho \ell \ell$

In section 2.2.2, we have pointed out the angular observables relevant for the $B \rightarrow \rho \ell \ell$ decays. The LHCb collaboration have already measured the CP-averaged and CP-asymmetric observables related to $B(B_s) \rightarrow K^*(\phi) \ell \ell$ decays. In this work, we will give predictions of similar observables associated with the angular analysis of $B^\pm \rightarrow \rho^\pm(\rightarrow \pi^\pm \pi^0) \ell \ell$ and $B \rightarrow \rho^0(\rightarrow \pi^+ \pi^-) \ell \ell$ decays. Note that in this analysis we have considered the $\pi\pi$ system in the final state in a P -wave configuration.

For $B^\pm \rightarrow \rho^\pm \ell \ell$ decays, ρ^+ or ρ^- will be reconstructed via the decays $\rho^+ \rightarrow \pi^+ \pi^0$ and

Bin[GeV ²]	[0.1-1]	[1-2]	[2-4]	[4-6]
$\langle A_{CP} \rangle$	-0.280(25)	-0.345(18)	-0.1728(92)	-0.0584(42)
$\langle A_3 \rangle$	-0.0000018(262)	-0.000039(84)	0.000022(127)	0.00044(29)
$\langle A_4 \rangle$	-0.1017(62)	-0.0684(60)	-0.0144(25)	0.0043(21)
$\langle A_5 \rangle$	0.0259(43)	0.0687(84)	0.0534(80)	0.0315(67)
$\langle A_{6s} \rangle$	0.0024(20)	0.0056(55)	0.00057(795)	-0.018(11)
$\langle A_7 \rangle$	-0.0056(40)	0.0297(35)	0.0589(47)	0.0470(40)
$\langle A_8 \rangle$	0.0502(73)	-0.0031(69)	0.0011(33)	0.0093(11)
$\langle A_9 \rangle$	0.000043(38)	0.000096(79)	0.000109(76)	0.000085(52)
$\langle P_1 \rangle$	0.0027(21)	0.0027(41)	-0.043(19)	-0.084(33)
$\langle P_2 \rangle$	-0.0826(26)	-0.3472(100)	-0.159(23)	0.257(13)
$\langle P_3 \rangle$	0.00032(22)	0.0023(15)	0.0048(28)	0.0051(28)
$\langle P_4 \rangle$	0.1529(97)	0.048(11)	-0.271(15)	-0.452(11)
$\langle P_5 \rangle$	0.422(11)	0.225(19)	-0.386(29)	-0.764(21)
$\langle P_6 \rangle$	-0.080(21)	-0.120(34)	-0.137(38)	-0.148(42)
$\langle P_8 \rangle$	-0.056(12)	-0.072(19)	-0.068(19)	-0.064(18)
$\langle BR \rangle \times 10^9$	3.21(22)	1.53(11)	2.51(21)	2.63(22)
$\langle F_L \rangle$	0.360(25)	0.733(22)	0.799(17)	0.708(23)
$\langle A_{FB} \rangle$	-0.0793(40)	-0.139(13)	-0.0479(86)	0.113(11)
$\langle R_\rho \rangle$	0.98311(36)	0.99702(25)	0.99675(32)	0.99701(25)

Table 9: The SM predictions of the CP-averaged and CP-asymmetric observables in $B^\pm \rightarrow \rho^\pm \ell \ell$ decays as measurable both at the LHCb and Belle. These observables are obtained using eq. 4.8.

$\rho^- \rightarrow \pi^- \pi^0$, respectively. Note that in both the decays, the hadrons in the final state are not CP-eigenstates; they are the CP-conjugate states. The angular observables can be extracted directly from the angular distribution given in eq. 2.19 and eq. 2.23 for the B^- and B^+ decays, respectively, or by defining the following rates

$$\begin{aligned}
\frac{d^4(\Gamma + \bar{\Gamma})}{dq^2 d\cos\theta_l d\cos\theta_\rho d\phi} &= \sum_i [J_i + \bar{J}_i] f_i(\theta_l, \theta_\rho, \phi), \\
\frac{d^4(\Gamma - \bar{\Gamma})}{dq^2 d\cos\theta_l d\cos\theta_\rho d\phi} &= \sum_i [J_i - \bar{J}_i] f_i(\theta_l, \theta_\rho, \phi).
\end{aligned} \tag{4.8}$$

The angular coefficients in the first equation of 4.8 will give us the CP-averaged observables, while that from the second one will give the CP-asymmetric observables. The definitions of these observables are taken from the ref. [39] and the references therein. Note that tagging of B^+ or B^- is possible at both the LHCb and Belle. Hence, it is possible to directly probe the angular coefficients corresponding to the B^+ or B^- decays, respectively for both the collaborations. The observables for $B^- \rightarrow \rho^- \ell^+ \ell^-$ corresponding to tagged events are as given below.

- The tagged decay rate distribution and the corresponding branching fraction

$$\left\langle \frac{d\Gamma}{dq^2} \right\rangle^{\text{Tag}} = \frac{1}{4} (3J_1^c + 6J_1^s - J_2^c - 2J_2^s), \quad \langle BR \rangle^{\text{Tag}} = \tau_{B^+} \left\langle \frac{d\Gamma}{dq^2} \right\rangle^{\text{Tag}} \tag{4.9}$$

Observables	NP sensitivities	Observables	NP sensitivities
A_3	$Im(C'_9)$	P_1	$Re(C'_9), Re(C'_{10})$
A_4	$Im(\Delta C_9), Im(C'_9)$	P_2	$Re(\Delta C_9)$
A_5	$Im(\Delta C_{10}), Re(C'_{10}), Im(C'_{10})$	P_3	$Re(C'_9)$
A_6	$Im(\Delta C_{10})$	P'_4	$Re(\Delta C_{10}), Re(C'_{10})$
A_7	$Im(\Delta C_{10}), Im(C'_{10})$	P'_5	$Re(\Delta C_9), Re(C'_{10})$
A_8	$Im(\Delta C_9), Im(C'_{10}), Im(C'_9)$	P'_6	Hard to distinguish from SM
A_9	$Im(C'_9), Im(C'_{10})$	P'_8	Hard to distinguish from SM
A_{CP}	$Re(C'_9), Re(C'_{10}), Re(\Delta C_9), Re(\Delta C_{10})$ (limited q^2 regions)	P_2^+ P_2^-	$Re(\Delta C_9)$ $Re(\Delta C_9), Im(\Delta C_{10})$
A_{FB}	$Re(\Delta C_9)$	P_3^+, P_3^-	$Im(C'_9), Re(C'_9), Im(C'_{10})$
F_L	$Re(\Delta C_9)$ (limited q^2 regions), hard to probe, need more precision	P_6^+, P_6^-	$Im(C'_{10}), Im(\Delta C_{10})$
$R(\rho)$	All the four scenarios, real and imaginary components	P_8^+, P_8^-	$Im(C'_9), Im(C'_{10}), Im(\Delta C_9)$

Table 10: The observables along with the respective new physics scenarios which affect them the most. In the NP scenarios, the q^2 sensitivity of these observables can be visualized from the corresponding plots provided in the text. Numerical estimates for the same calculated at a few benchmark values for the NP WC's can also be read off from the relevant tables.

- Observables defined from the coefficients of the angular distribution of $B^- \rightarrow \rho^- \mu^+ \mu^-$ decays:

$$\begin{aligned}
\langle P_1 \rangle_{\text{Tag}} &= \frac{J_3}{2J_{2s}}, & \langle P_2 \rangle_{\text{Tag}} &= -\frac{J_{6s}}{8J_{2s}}, & \langle P_3 \rangle_{\text{Tag}} &= \frac{J_9}{4J_{2s}}, \\
\langle P'_4 \rangle_{\text{Tag}} &= -\frac{J_4}{2\sqrt{-J_2^c J_2^s}}, & \langle P'_5 \rangle_{\text{Tag}} &= \frac{J_5}{2\sqrt{-J_2^c J_2^s}}, & \langle P'_6 \rangle_{\text{Tag}} &= -\frac{J_7}{2\sqrt{-J_2^c J_2^s}}, \\
\langle P'_8 \rangle_{\text{Tag}} &= \frac{J_8}{2\sqrt{-J_2^c J_2^s}}, & \langle A_{FB} \rangle_{\text{Tag}} &= -\frac{3}{4} \frac{J_6^s}{\langle \frac{d\Gamma}{dq^2} \rangle_{\text{Tag}}}, & \langle F_L \rangle_{\text{Tag}} &= -\frac{J_2^c}{\langle \frac{d\Gamma}{dq^2} \rangle_{\text{Tag}}} \quad (4.10)
\end{aligned}$$

The observables for the CP conjugate mode $B^+ \rightarrow \rho^+ \ell^+ \ell^-$ are obtained by replacing $J_i \rightarrow \bar{J}_i$ in the above equations. In the following, we will define the observables obtained after combining the decay rates and the angular coefficients of $B^\pm \rightarrow \rho^\pm \ell^+ \ell^-$ decays.

- The untagged decay rate and the corresponding branching fraction:

$$\left\langle \frac{d\Gamma + d\bar{\Gamma}}{dq^2} \right\rangle = \frac{1}{4} (3J_1^c + 6J_1^s - J_2^c - 2J_2^s) + \frac{1}{4} (3\bar{J}_1^c + 6\bar{J}_1^s - \bar{J}_2^c - 2\bar{J}_2^s), \quad \langle BR \rangle = \frac{\tau_{B^+}}{2} \left\langle \frac{d\Gamma + d\bar{\Gamma}}{dq^2} \right\rangle. \quad (4.11)$$

- The CP-asymmetric observables which are obtained from the angular distributions $\frac{d^4(\Gamma-\bar{\Gamma})}{dq^2 d\Omega}$:

$$\begin{aligned}
\langle A_{CP} \rangle &= \frac{\frac{1}{4}(3J_1^c + 6J_1^s - J_2^c - 2J_2^s) - \frac{1}{4}(3\bar{J}_1^c + 6\bar{J}_1^s - \bar{J}_2^c - 2\bar{J}_2^s)}{\left\langle \frac{d\Gamma+d\bar{\Gamma}}{dq^2} \right\rangle} \\
\langle A_3 \rangle &= \frac{J_3 - \bar{J}_3}{\left\langle \frac{d\Gamma+d\bar{\Gamma}}{dq^2} \right\rangle}, & \langle A_4 \rangle &= -\frac{J_4 - \bar{J}_4}{\left\langle \frac{d\Gamma+d\bar{\Gamma}}{dq^2} \right\rangle}, & \langle A_5 \rangle &= \frac{J_5 - \bar{J}_5}{\left\langle \frac{d\Gamma+d\bar{\Gamma}}{dq^2} \right\rangle}, \\
\langle A_6^s \rangle &= -\frac{J_6^s - \bar{J}_6^s}{\left\langle \frac{d\Gamma+d\bar{\Gamma}}{dq^2} \right\rangle}, & \langle A_7 \rangle &= -\frac{J_7 - \bar{J}_7}{\left\langle \frac{d\Gamma+d\bar{\Gamma}}{dq^2} \right\rangle}, & \langle A_8 \rangle &= \frac{J_8 - \bar{J}_8}{\left\langle \frac{d\Gamma+d\bar{\Gamma}}{dq^2} \right\rangle}, \\
\langle A_9 \rangle &= -\frac{J_9 - \bar{J}_9}{\left\langle \frac{d\Gamma+d\bar{\Gamma}}{dq^2} \right\rangle}
\end{aligned} \tag{4.12}$$

- The CP-averaged observables which are obtained from the angular distributions $\frac{d^4(\Gamma+\bar{\Gamma})}{dq^2 d\Omega}$:

$$\begin{aligned}
\langle P_1 \rangle &= \frac{2(J_3 + \bar{J}_3)}{\left\langle \frac{d\Gamma+d\bar{\Gamma}}{dq^2} \right\rangle + J_2^c + \bar{J}_2^c}, & \langle P_2 \rangle &= -\frac{1}{2} \frac{(J_6^s + \bar{J}_6^s)}{\left\langle \frac{d\Gamma+d\bar{\Gamma}}{dq^2} \right\rangle + J_2^c + \bar{J}_2^c}, & \langle P_3 \rangle &= \frac{(J_9 + \bar{J}_9)}{\left\langle \frac{d\Gamma+d\bar{\Gamma}}{dq^2} \right\rangle + J_2^c + \bar{J}_2^c}, \\
\langle P_4' \rangle &= -\frac{(J_4 + \bar{J}_4)}{\sqrt{-(J_2^c + \bar{J}_2^c)\left(\left\langle \frac{d\Gamma+d\bar{\Gamma}}{dq^2} \right\rangle + J_2^c + \bar{J}_2^c\right)}}, & \langle P_5' \rangle &= \frac{(J_5 + \bar{J}_5)}{\sqrt{-(J_2^c + \bar{J}_2^c)\left(\left\langle \frac{d\Gamma+d\bar{\Gamma}}{dq^2} \right\rangle + J_2^c + \bar{J}_2^c\right)}}, \\
\langle P_6' \rangle &= -\frac{(J_7 + \bar{J}_7)}{\sqrt{-(J_2^c + \bar{J}_2^c)\left(\left\langle \frac{d\Gamma+d\bar{\Gamma}}{dq^2} \right\rangle + J_2^c + \bar{J}_2^c\right)}}, & \langle P_8' \rangle &= \frac{(J_8 + \bar{J}_8)}{\sqrt{-(J_2^c + \bar{J}_2^c)\left(\left\langle \frac{d\Gamma+d\bar{\Gamma}}{dq^2} \right\rangle + J_2^c + \bar{J}_2^c\right)}}, \\
\langle A_{FB} \rangle &= -\frac{3}{4} \frac{J_6^s + \bar{J}_6^s}{\left\langle \frac{d\Gamma+d\bar{\Gamma}}{dq^2} \right\rangle}, & \langle F_L \rangle &= -\frac{J_2^c + \bar{J}_2^c}{\left\langle \frac{d\Gamma+d\bar{\Gamma}}{dq^2} \right\rangle}
\end{aligned} \tag{4.13}$$

All the observables listed in the above equations could also be defined for the neutral $B^0(\bar{B}^0) \rightarrow \rho \ell \ell$ decays. For the details about the observables the reader may look in the refs. [3, 6, 27, 39].

For the charged B decays, we can define the same set of observables for both the LHCb and Belle. Using the fit results given in table 5, we have predicted the angular observables, the longitudinal polarization fraction F_L of the ρ meson, the forward-backward asymmetry A_{FB} associated with the B^- and B^+ decays in a few q^2 -bins which are presented in tables 7 and 8, respectively. The definitions can be seen from eqs. 4.9 and 4.10. In addition, we have predicted the corresponding branching fractions and the LFU ratios $R_\rho^\pm = \Gamma(B^\pm \rightarrow \rho^\pm \mu \mu) / \Gamma(B^\pm \rightarrow \rho^\pm e e)$ in the SM. Also, we have tested the NP sensitivities of all these observables defined above.

In the SM, the observables $P_1^{-(+)}$ and $P_3^{-(+)}$ are negligibly small due to smallness of $J_3(\bar{J}_3)$ and $J_9(\bar{J}_9)$. The angular coefficients J_3 and J_9 are defined as follows:

$$J_3 = \frac{1}{2} \left(1 - 4 \frac{m_\mu^2}{q^2}\right) \left[|A_\perp^L|^2 - |A_\parallel^L|^2 + (L \rightarrow R) \right] \tag{4.14}$$

$$J_9 = \left(1 - 4 \frac{m_\mu^2}{q^2}\right) \left[\text{Im}(A_\perp^L A_\parallel^{L*}) + (L \rightarrow R) \right]. \tag{4.15}$$

Therefore, J_3 is small due to the partial cancellation between the modulus of the two transversity amplitudes, whereas $J_9 \propto \text{Im}(A_\perp^L A_\parallel^{L*})$ which is negligibly small. In a couple of other observables, there are differences between the SM predictions in the $B^+ \rightarrow \rho^+ \mu \mu$ and $B^- \rightarrow \rho^- \mu \mu$ decays. These semileptonic decays are sensitive to the weak phases β and γ , respectively, which will change the

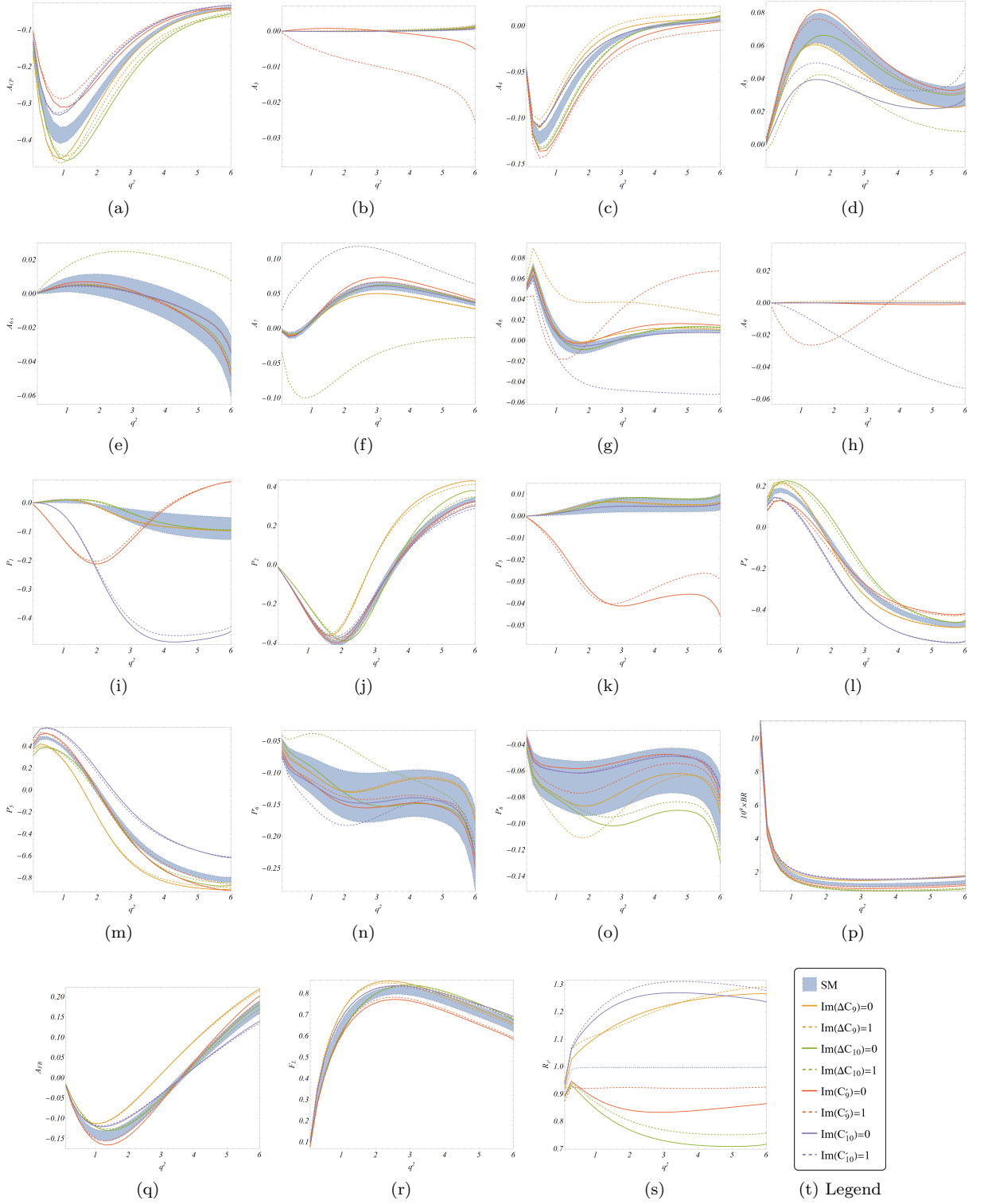


Figure 2: The q^2 dependence of the observables in $B^\pm \rightarrow \rho^\pm ll$ decays, which are measurable at both the LHCb and Belle. The variations are shown in the SM and in the four different NP scenarios with NP Wilson coefficients $\Delta C_{9,10}$ and $C'_{9,10}$. For the benchmarks, please see the legend.

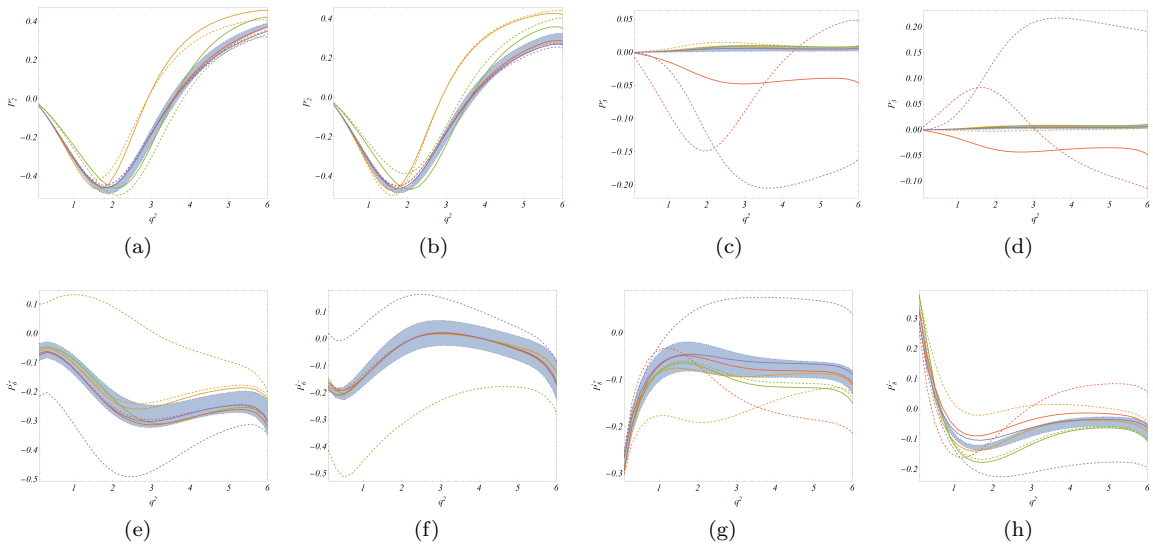


Figure 3: The study of the q^2 dependencies of a few tagged observables in $B^+ \rightarrow \rho^+ ll$ and $B^- \rightarrow \rho^- ll$ decays, which are measurable at both the LHCb and Belle. The caption will be similar to the one given in fig. 2; also, we follow the legends of that figure.

Bin[GeV ²]	[0.1-1]	[1-2]	[2-4]	[4-6]
$\langle A_5 \rangle$	-0.0023(50)	0.0016(75)	0.0071(71)	0.0158(67)
$\langle A_{6s} \rangle$	0.0028(23)	0.0065(64)	0.00062(854)	-0.019(12)
$\langle A_8 \rangle$	0.0143(43)	0.0062(39)	0.0033(17)	0.00186(42)
$\langle A_9 \rangle$	0.000051(45)	0.000112(91)	0.000117(82)	0.000087(53)
$\langle P_1 \rangle$	0.0028(23)	0.0027(42)	-0.044(19)	-0.084(33)
$\langle P_4' \rangle$	0.2044(41)	0.047(11)	-0.287(15)	-0.457(11)
$\langle P_6' \rangle$	-0.114(26)	-0.163(36)	-0.165(39)	-0.157(42)
$\langle BR \rangle \times 10^9$	1.26(10)	0.613(51)	1.083(96)	1.19(10)
$\langle F_L \rangle$	0.278(26)	0.697(26)	0.786(19)	0.701(24)
$\langle R_\rho \rangle$	0.98245(39)	0.99660(29)	0.99652(34)	0.99694(25)

Table 11: Predictions of observables, in the SM, for $\bar{B}(B) \rightarrow \rho^0 ll$ decays measurable at LHCb and Belle.

sign between the amplitudes in B^+ and B^- decays. However, for the differences we have noted, the strong phases also play an essential role. As was discussed earlier, the strong phases will contribute to the longitudinal component of the helicity amplitude, $A_{0L,R}$, via the hard-spectator corrections originating from the leading order annihilation diagrams. The angular coefficients, $J_{1c,2c,6c}$ and $J_{4,7,8}$ are mostly affected by these contributions and we see differences mentioned above only in A_{FB} , F_L , P_4' , P_5' , P_6' , and P_8' . All these observables are sensitive to A_0 via the respective angular coefficients J or \bar{J} .

In table 9, we have shown the predicted values of the CP-averaged (P_i, P_i') and CP-asymmetric (A_i) observables which are obtained from the angular coefficients defined in eq. 4.8. The respective observables are defined in eqs. 4.12 and 4.13, respectively. In the SM, the numerical estimates are obtained using the fit results given in table 5. The angular coefficients J_3 and J_9 are small in the SM, which results in the smallness of A_3 and A_9 . As is evident, apart from A_3 and A_9 , the other CP-asymmetric observables aren't suppressed in the SM for $b \rightarrow d ll$ transitions, as happens

Bin[GeV ²]	[0.1-1]	[1-2]	[2-4]	[4-6]
$\langle A_{CP} \rangle$	-0.034(12)	-0.0325(53)	-0.01670(88)	-0.0115(20)
$\langle A_3 \rangle$	0.0000012(195)	-0.000028(62)	0.000015(86)	0.00028(18)
$\langle A_4 \rangle$	-0.0075(18)	-0.0060(23)	-0.00048(206)	0.0040(21)
$\langle A_7 \rangle$	-0.0025(30)	-0.0024(26)	-0.00020(107)	-0.00015(55)
$\langle P_2 \rangle$	-0.0545(17)	-0.2238(64)	-0.101(15)	0.1617(83)
$\langle P_3 \rangle$	0.00021(13)	0.00148(95)	0.0031(18)	0.0032(18)
$\langle P'_5 \rangle$	0.3365(43)	0.166(13)	-0.241(19)	-0.479(13)
$\langle P'_8 \rangle$	-0.0205(69)	-0.036(10)	-0.040(10)	-0.039(10)
$\langle A_{FB} \rangle$	-0.0591(27)	-0.1017(95)	-0.0324(57)	0.0725(73)

Table 12: Predictions of observables, in the SM, for $\bar{B}(B) \rightarrow \rho^0 \ell \ell$ decays measurable only at Belle.

Bin[GeV ²]	[0.1-1]	[1-2]	[2-4]	[4-6]
$\langle P_1^0 \rangle$	0.0039(32)	0.0034(51)	-0.048(21)	-0.087(34)
$\langle P_2^0 \rangle$	-0.0787(33)	-0.267(14)	-0.112(30)	0.197(19)
$\langle P_3^0 \rangle$	0.00040(29)	0.0021(15)	0.0040(23)	0.0036(20)
$\langle P_4^0 \rangle$	0.2544(67)	0.063(13)	-0.296(16)	-0.468(10)
$\langle P_5^0 \rangle$	0.393(11)	0.171(20)	-0.267(25)	-0.516(17)
$\langle P_6^0 \rangle$	-0.125(38)	-0.166(45)	-0.170(42)	-0.157(41)
$\langle P_8^0 \rangle$	-0.061(20)	-0.052(20)	-0.050(15)	-0.043(11)
$\langle BR^0 \rangle \times 10^9$	2.60(21)	1.27(10)	2.20(19)	2.41(20)
$\langle A_{FB}^0 \rangle$	-0.0592(32)	-0.103(11)	-0.0323(92)	0.086(12)
$\langle F_L^0 \rangle$	0.283(25)	0.698(25)	0.788(18)	0.699(24)
$\langle R_\rho^0 \rangle$	0.98257(39)	0.99670(29)	0.99657(33)	0.99697(25)

Table 13: Predictions of observables, in the SM, for $B^0 \rightarrow \rho^0 \ell \ell$ decays, which are measurable at Belle.

in the case of $b \rightarrow s \ell \ell$, where the term containing the CP-violating phase is doubly Cabibbo-suppressed. The asymmetric observables are sensitive to the difference between J and \bar{J} whereas the optimized observables are proportional to J (for B^-) or \bar{J} (for B^+). Therefore, the pattern of the numerical values for the asymmetric observables depicted in table 9 can be gauged from the corresponding values for the optimized observables provided in tables 7 and 8. For eg., among all the CP-asymmetric observables, A_4 has the maximum value in terms of magnitude, and is one or two orders enhanced w.r.t the rest of the asymmetric observables for $q^2 \leq 2$. This is due to the large difference between the values of J_4 and \bar{J}_4 for the B^- and B^+ modes respectively in this region, and this effect can be anticipated beforehand if one notes the values of $\langle P_4'^- \rangle$ (table 7) and $\langle P_4'^+ \rangle$ (table 8). In fig. 2, we show the variations of the observables listed in table 9 with q^2 which are presented by blue thick regions. Among all the CP-asymmetric observables, A_{CP} and A_4 have magnitudes of order 10^{-1} ; the rest are suppressed by one or two orders of magnitudes. This is due to the strong dependencies of the relevant observables on $J_4(\bar{J}_4)$ and $J_{1c,2c}(\bar{J}_{1c,2c})$ which are sensitive to the strong phases in $A_0^{L,R}$. The q^2 dependence of the strong phase in $\lambda_{B,+}^{-1}$ will partially contribute to the q^2 variations of $A_0^{L,R}$. We have presented the q^2 variations of the CP averaged observables given in eq. 4.13. Almost similar kinds of q^2 variations are obtained for the related observables in B^\pm decays defined in eq. 4.10 which we have not presented separately. We have presented a few of them in fig. 3 for which the q^2 variations are slightly different than the corresponding observables obtained from the CP-averaged distributions.

We have also tested the NP sensitivities of all the observables described above, which are

Bin[GeV ²]	[0.1-1]	[1-2]	[2-4]	[4-6]
$\langle \bar{P}_1^0 \rangle$	0.0041(33)	0.0031(49)	-0.048(21)	-0.086(34)
$\langle \bar{P}_2^0 \rangle$	-0.0770(22)	-0.2559(41)	-0.110(22)	0.137(21)
$\langle \bar{P}_3^0 \rangle$	0.00021(12)	0.00132(81)	0.0028(16)	0.0031(17)
$\langle \bar{P}_4^0 \rangle$	0.2334(35)	0.037(12)	-0.306(17)	-0.463(13)
$\langle \bar{P}_5^0 \rangle$	0.412(10)	0.189(22)	-0.238(29)	-0.459(21)
$\langle \bar{P}_6^0 \rangle$	-0.148(23)	-0.187(33)	-0.176(40)	-0.163(45)
$\langle \bar{P}_8^0 \rangle$	0.0143(41)	-0.0252(25)	-0.0345(69)	-0.036(10)
$\langle \bar{B}R^0 \rangle \times 10^9$	2.43(21)	1.19(10)	2.13(19)	2.35(20)
$\langle \bar{A}_{FB}^0 \rangle$	-0.0589(25)	-0.1001(98)	-0.0324(79)	0.059(10)
$\langle \bar{F}_L^0 \rangle$	0.273(26)	0.696(27)	0.784(19)	0.703(24)
$\langle \bar{R}_\rho^0 \rangle$	0.98232(39)	0.99650(32)	0.99646(35)	0.99690(25)

Table 14: Predictions of observables, in the SM, for $\bar{B}^0 \rightarrow \rho^0 \ell \ell$ decays measurable at Belle.

shown in the figs. 2 and 3, respectively. Like in $B \rightarrow \pi \ell \ell$ decays, we consider the NP effects in four additional operators defined in eq. 4.6. Also, the corresponding effective Hamiltonian is given in eq. 2.4 with the modified \mathcal{H}_{eff}^t defined in eq. 4.7. Apart from a few observables, which are shown in fig. 3, the NP sensitivities of the observables associated with the B^+ or B^- decays are similar to the one obtained from the CP-averaged rates; hence we have not shown them separately. The observables like $P_{2,3}^\pm, P_6^\pm, P_8^\pm$ have different dependencies on a couple of new WCs which are shown in fig. 3 which can be compared with the figs. 2j, 2k, 2n, and 2o, respectively. The information contained in those figures has been summarised in table 10. Apart from A_{CP} , rest of the CP-asymmetric observables are sensitive to the imaginary parts of one or more NP scenarios. However, the A_{CP} is sensitive to all four scenarios, only to the real components, and in a limited region: $0.5 \leq q^2 \leq 2 \text{ GeV}^2$. Similarly, the LFU ratio R_ρ is sensitive to all the NP scenarios, both to the real and imaginary components. Note that there are observables sensitive to only a particular type of NP scenario. For example, all the three observables, A_{FB} , F_L , and P_2 are sensitive only to ΔC_9 , while P_3 is sensitive only to $Re(C_9')$, on the other hand A_3 and A_6 are sensitive only to $Im(C_9')$ and $Im(\Delta C_{10})$, respectively. Hence, any deviations from the SM in one or more of these observables will indicate the presence of the respective new interaction. Also, for the observables sensitive to multiple NP scenarios, a comparative study of the respective deviations in the measured values of the observables will help distinguish a particular type of NP scenario from the rest. The q^2 variations of different observables are different in different NP scenarios and are very much indicative.

Note that it is hard to separate the contributions of NP from respective SM predictions in the observables P_6' and P_8' obtained from the CP-averaged decay rate. Instead, the observables $P_{6,8}^{\prime\pm}$ are sensitive to different new interactions. The respective q^2 distributions are shown in figs. 3e, 3f, 3g, and 3h, respectively. For both these observables, the NP dependencies in the B^+ and B^- channels are opposite; hence, in the observables obtained from the CP-averaged rates, those dependencies are lost due to a relative cancellation. We observe a similar kind of pattern in P_3 and P_3^\pm which can be seen from table 10 or from a comparison of the q^2 variations in figs. 2k, 3c and 3d. P_3 is sensitive only to $Re(C_9')$ while P_3^\pm are sensitive to $Im(C_{9,10}')$ in addition to $Re(C_9')$. Due to a relative cancellation between the observables P_3^+ and P_3^- , the sensitivities towards the respective imaginary components are lost in their corresponding CP-average. Like P_2 , P_2^+ is sensitive to $Re(\Delta C_9)$ and has a little sensitivity to the imaginary part of ΔC_{10} . However, the predicted value is slightly lower than the corresponding SM predictions, which is hard to probe. More precise estimates are required. On the other hand, P_2^- is sensitive to both $Re(\Delta C_9)$ and $Im(\Delta C_{10})$ and

in both these scenarios, the magnitude of the predicted values is higher than the respective SM predictions. Here, again due to a relative cancellation the sensitivity towards $Im(\Delta C_{10})$ is lost in P_2 .

In accordance to our presentation of the NP dependence of the observables for the $B \rightarrow \pi$ sector; we also tabulate the NP dependence of the observables for the $B \rightarrow \rho$ sector corresponding to the same four q^2 bins and for benchmark combinations of the real and imaginary NP WCs. For the charged modes, the observables corresponding to the untagged case that can be measured at both Belle and LHCb are provided in tables 17, 18, 19, 20, 21, 22, 23 & 24. As discussed previously, we refrain from providing all the observables for the tagged case measurable only at LHCb and highlight only those which have NP dependence different than the corresponding observables obtained from the CP-averaged distribution. Such observables corresponding to the charged modes are displayed in tables 25, 26, 27 and 28. From a comparison with the respective SM predictions, one can look for possible deviations which can be statistically significant. Note that we have considered the numerical values of the new WCs ≈ 1 . We have not considered values larger than one. However, the trend or the pattern of NP effects, which are also dependent on q^2 regions, is apparent in the respective predictions.

As we have mentioned earlier, in case of $B^0 \rightarrow \rho^0(\rightarrow \pi\pi)\ell\ell$ decay, the ρ meson is reconstructed via the decay, $\rho^0 \rightarrow \pi^+\pi^-$, to a flavor-non-specific final state. Therefore, the final state can arise from the decay of both B^0 and \bar{B}^0 mesons. The interference between $B^0 - \bar{B}^0$ oscillations and decay processes lead to the time dependencies in the decay amplitudes. These time dependent helicity amplitudes will also impact the corresponding angular coefficients J_i and \tilde{J}_i which are presented as:

$$J_i(t) = J_i(A_H \rightarrow A_H(t)), \quad \tilde{J}_i(t) = J_i(A_H \rightarrow \tilde{A}_H(t)). \quad (4.16)$$

The time dependencies of the CP-averaged angular coefficients defined in eqs. 2.24 and 2.25 are given by

$$\begin{aligned} J_i(t) + \tilde{J}_i(t) &= e^{-\Gamma t} \left[(J_i + \tilde{J}_i) \cosh(y\Gamma t) - h_i \sinh(y\Gamma t) \right], \\ J_i(t) - \tilde{J}_i(t) &= e^{-\Gamma t} \left[(J_i - \tilde{J}_i) \cosh(x\Gamma t) - s_i \sinh(x\Gamma t) \right], \end{aligned} \quad (4.17)$$

where $x = \Delta m/\Gamma$ and $y = \Delta\Gamma/2\Gamma$. $\Delta\Gamma = \Gamma_L - \Gamma_H$ and $\Delta m = M_H - M_L$ are the lifetime and mass differences between the mass eigenstates. For B_d^0 decays, the lifetime difference is negligible. The detailed mathematical expression for the s_i and h_i are given in ref. [26]. The time-integrated CP-averaged rates and CP-asymmetries, as measured at hadronic machines and B -factories are defined in terms of the modified angular functions [26]

$$\langle J_i + \tilde{J}_i \rangle_{\text{LHCb}} = \frac{1}{\Gamma} \left[\frac{J_i + \tilde{J}_i}{1 - y^2} - \frac{y}{1 - y^2} \times h_i \right], \quad (4.18a)$$

$$\langle J_i - \tilde{J}_i \rangle_{\text{LHCb}} = \frac{1}{\Gamma} \left[\frac{J_i - \tilde{J}_i}{1 + x^2} - \frac{x}{1 + x^2} \times s_i \right], \quad (4.18b)$$

$$\langle J_i + \tilde{J}_i \rangle_{\text{Belle}} = \frac{2}{\Gamma} \left[\frac{J_i + \tilde{J}_i}{1 - y^2} \right], \quad (4.18c)$$

$$\langle J_i - \tilde{J}_i \rangle_{\text{Belle}} = \frac{2}{\Gamma} \left[\frac{J_i - \tilde{J}_i}{1 + x^2} \right], \quad (4.18d)$$

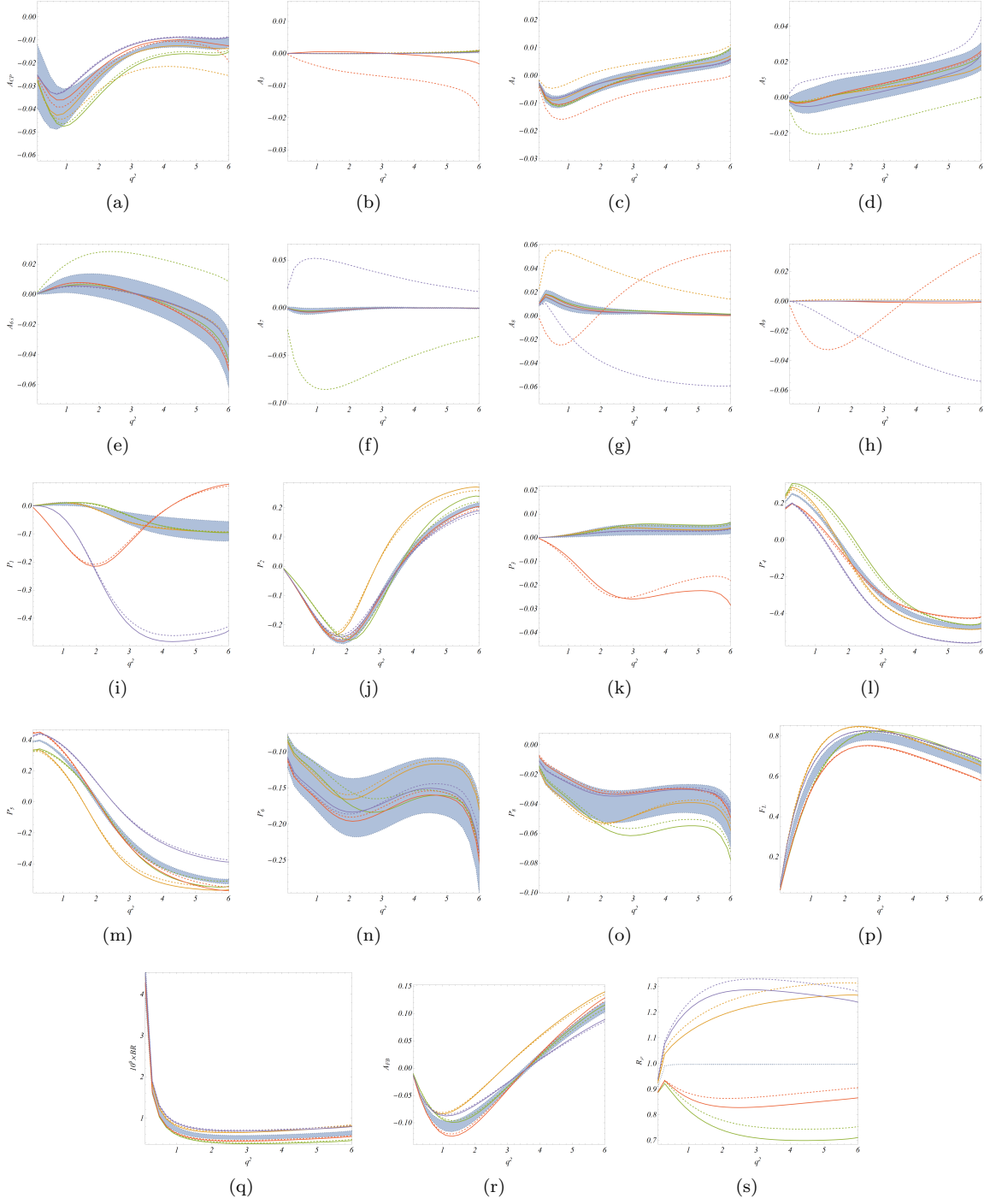


Figure 4: The q^2 dependence for the CP-averaged and CP-asymmetric observables in $B^0(\bar{B}^0) \rightarrow \rho^0 ll$ decays in the SM and in the NP scenarios. Among the listed observables $A_{5,6,8,9}$, P_1 , $P'_{4,6}$, F_L and Branching ratio are measurable only at the LHCb and the rest are measurable at the Belle. The legends are similar to the one used in fig. 2.

At Belle, the flavour of the decaying B^0 meson can be tagged and thus, the corresponding angular coefficients J_i or \tilde{J}_i can be extracted. Whereas at LHCb, tagging is not possible for the

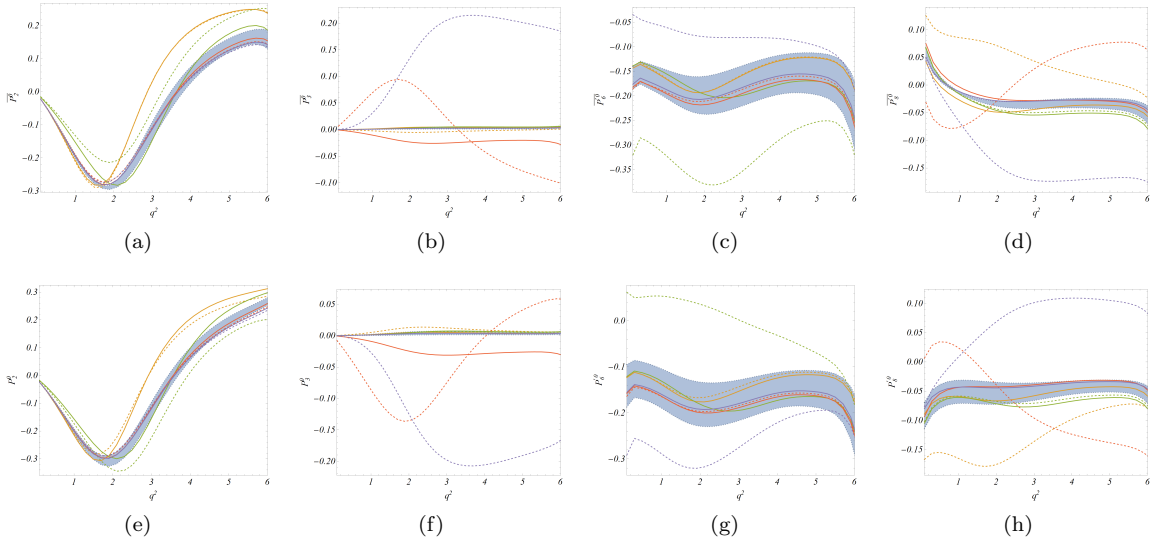


Figure 5: The q^2 dependence for the $P_2^0(\bar{P}_2^0)$, $P_3^0(\bar{P}_3^0)$, $P_6^0(\bar{P}_6^0)$, $P_8^0(\bar{P}_8^0)$ associated with $\bar{B}(B) \rightarrow \rho^0 ll$ decays measurable only at the Belle.

decay chain as mentioned above. Hence an untagged measurement of the differential decay rate yields the CP averaged angular coefficients $(J_i + \tilde{J}_i)$ which are defined in eq. 2.24. Therefore, from the above time averages it is only possible to estimate $\langle J_i + \tilde{J}_i \rangle$. Hence, at the LHCb, apart from the branching fraction and LFUV observable R_ρ , the following observables can be measured: $A_{5,6s,8,9}$, P_1 , $P'_{4,6}$ and F_L . This set of observables can also be measured at Belle. Note that in the limit $y \rightarrow 0$, which is true for the B^0 system, the measured values will be the same in both experiments except the branching fraction, for which the value measured by Belle will be twice that of the one measured by LHCb⁵. However, at the Belle, apart from these observables a few additional observables, resulting from the time average $\langle J_i - \tilde{J}_i \rangle$, can be measured which are the following: A_{CP} , $A_{3,4,7}$, $P_{2,3}$, $P'_{5,8}$, and A_{FB} . The definitions of these observables are given in eqs. 4.11, 4.12, and in 4.13, respectively. The respective predictions in the SM for the observables measurable at the LHCb and Belle are given in tables 11 and 12, respectively. We provide those predictions in four q^2 -bins and the results are obtained using the fit results given in table 5.

As we mentioned, in the Belle experiment, tagging is possible. Hence it is possible to measure the observables defined in eqs. 4.9 and 4.10 for $B^0 \rightarrow \rho^0 ll$ and $\bar{B}^0 \rightarrow \rho^0 ll$ decays. We have presented the respective predictions in the SM in tables 13 and 14, respectively. Unlike the $B^\pm \rightarrow \rho^\pm ll$ decays, the SM predictions for the observables defined for B^0 and \bar{B}^0 decays are pretty much consistent with each other. This is due to the fact that the hard-spectator contribution from the leading order WA diagrams ($\mathcal{T}_{||}^{(u),WA}$) are negligible for $B^0(\bar{B}^0) \rightarrow \rho^0 ll$ decays which plays a major role for the differences in the predictions for a few observables in B^+ and B^- decays. This could be the reason for A_4 in neutral B decays being two orders of magnitude suppressed relative to that in the B^\pm decays.

In the SM and in a few NP scenarios, the respective q^2 variations of the observables listed in tables 11 and 12 are given in fig. 4. We note that for the neutral B decays, the variations of CP-asymmetric observables with q^2 are less significant than the charged B decays, particularly in the observables A_{CP} and $A_{4,5,7,8}$. For the rest of the observables, the q^2 variations are almost

⁵Note that for the time average, at the LHCb, the integration over time will be over the range $0 \leq t \leq \infty$ while that for Belle will be $-\infty \leq t \leq \infty$.

similar to that observed for the charged B decays shown in fig. 2. Apart from A_{CP} and A_5 , the NP sensitivities for the rest of the observables in the neutral B decays are almost identical to the respective observables in B^\pm decays shown in table 10. For the neutral B decays, A_{CP} is sensitive to $Im(\Delta C_9)$ and $Re(\Delta C_{10})$ whereas A_5 is sensitive only to $Im(\Delta C_{10})$, the NP sensitivities of the rest of the observables can be seen from table 10. Like the B^+ and B^- decays, the observables $P_{2,3}^0(\bar{P}_{2,3}^0)$ and $P_{6,8}^0(\bar{P}_{6,8}^0)$ are sensitive to the following NP scenarios:

$$\begin{aligned} P_2^0, \bar{P}_2^0 &\rightarrow Re(\Delta C_9), Im(\Delta C_{10}), & P_3^0, \bar{P}_3^0 &\rightarrow Re(C'_9), Im(C'_9), Im(C'_{10}), \\ P_6^0, \bar{P}_6^0 &\rightarrow Im(\Delta C_{10}), Im(C'_{10}) & P_8^0, \bar{P}_8^0 &\rightarrow Im(\Delta C_9), Im(C'_9), Im(C'_{10}). \end{aligned} \quad (4.19)$$

The CP optimized observables, P_2 and P_3 , obtained from the CP-averaged distribution are sensitive only to $Re(\Delta C_9)$ and $Re(C'_9)$, respectively. We can see from fig. 5 that in the NP scenarios mentioned above, significant deviations in the predictions of $P_{6,8}^0$ and $\bar{P}_{6,8}^0$ are possible, which are lost due to relative cancellations in their CP-averaged observables $P'_{6,8}$. The respective plots are shown in figs. 4n and 4o, respectively. Therefore, along with the observables obtained from the CP-averaged distribution, if tagging is possible, the measurement of the tagged observables is equally important in the context of NP searches.

Like the charged B decays, in tables 33, 34, 35, 36, 37, 38, 39, 40, 41 & 42 we provide the predictions in the NP scenarios for the observables associated with the neutral modes. Also, due to the same reason as discussed in the case of the charged B decays, for the B^0 and \bar{B}^0 decays we have given the predictions in the NP scenarios for $P_{2,3}^0(\bar{P}_{2,3}^0)$, $P_{6,8}^0(\bar{P}_{6,8}^0)$ in tables 29, 30, 31 & 32. All these predictions can be tested in future measurements.

5 Summary

In this paper, we have analysed the decay modes $B \rightarrow \pi(\rho)\ell\nu_\ell$ and $B \rightarrow \pi(\rho)\ell^+\ell^-$ using all the available experimental inputs on the branching fractions, and the lattice and LCSR inputs on the form factors. We fit the coefficients parametrizing the respective form factors and the CKM element $|V_{ub}|$ using all these inputs and the available correlations between them. Using this fit result, for $B \rightarrow \pi\ell\ell$ decays we have predicted a few asymmetric observables like CP and isospin-asymmetries along with the respective branching fractions. Also, we have predicted LFU ratios like $R_\pi^{-/0}$. We have checked the q^2 distributions of all these observables and predicted the values, along with the respective errors, in a few q^2 -bins. As in the case of the $B \rightarrow K^*\ell\ell$ decays, from the angular distribution of $B^{\pm(0)} \rightarrow \rho^{\pm(0)}\ell\ell$ decays we have obtained the CP-averaged and CP-asymmetric observables along with the respective branching fractions and $R_\rho^{\pm,0}$. Here also we have predicted all these observables in the SM in a few q^2 -bins using the fit results for the form factors. For the charged B decays, the observables are defined and predicted for both the B^+ and B^- decays following the tagging method, which can be measured both at the LHCb and Belle. Also, we have predicted the associated untagged observables. On the contrary, for the neutral B decays, tagging is possible only at Belle but not at LHCb. Hence, there are observables measurable both at Belle and LHCb. There are also observables measurable only at Belle. We separate and predict them in the SM in a few q^2 -bins.

For all the observables mentioned above, we have checked the sensitivities towards some new contributions from a few additional operators beyond the SM. To look for deviations, we have studied the individual q^2 variations of all these observables in the different NP scenarios and compared them with the respective distributions in the SM. Also, for a few benchmarks in the different NP scenarios, the predictions are given in the q^2 -bins, which can be compared to the respective SM predictions. Many observables are sensitive to the NP contributions we have considered, and one can distinguish the effects from the respective SM predictions. A comparative study of the respective NP sensitivities makes it possible to identify the effect of a particular type of scenario from the

rest. Therefore, in case we observe deviations in the measured values from the respective SM predictions, looking at the pattern of the results, it will be possible to identify the type of NP scenario. Furthermore, we have noted that a few observables defined from a tagged analysis are sensitive to some NP scenarios. The respective sensitivities are lost due to a relative cancellation while defining the related CP-averaged observables, which could be obtained from the untagged analysis. In the context of NP searches, the measurement of the tagged observables is equally important as the related CP-averaged observables.

Acknowledgments

We would like to thank Tim Gershon for some useful discussion. This work of SN is supported by the Science and Engineering Research Board, Govt. of India, under the grant CRG/2018/001260.

A Correlations

A.1 Synthetic data for Form Factors:

In this section we provide the correlations corresponding to the synthetic data generated from the fit results reported by refs. [12, 13] (corresponding to the inputs provided in table 1) and [23] (corresponding to those in table 3) in eqs. A.1 and A.2 respectively. In eq. A.1, the correlated quantities are arranged as: $f_+(19.0)$, $f_+(20.5)$, $f_+(22.6)$, $f_+(25.1)$, $f_0(19.0)$, $f_0(22.6)$, $f_0(25.1)$, $f_T(19.0)$, $f_T(20.5)$, $f_T(22.6)$, $f_T(25.1)$. In eq. A.2 the corresponding arrangement is: $A_0(5)$, $A_0(10)$, $A_1(0)$, $A_1(5)$, $A_1(10)$, $A_2(0)$, $A_2(5)$, $A_2(10)$, $V(0)$, $V(5)$, $V(10)$, $T_1(0)$, $T_1(5)$, $T_1(10)$, $T_2(5)$, $T_2(10)$, $T_3(0)$, $T_3(5)$, $T_3(10)$.

$$\begin{pmatrix} 1. & 0.93 & 0.61 & 0.19 & 0.48 & 0.19 & 0.07 & 0.63 & 0.6 & 0.33 & 0.02 \\ 0.93 & 1. & 0.84 & 0.36 & 0.32 & 0.19 & 0.09 & 0.6 & 0.62 & 0.41 & 0.13 \\ 0.61 & 0.84 & 1. & 0.71 & 0.11 & 0.19 & 0.14 & 0.4 & 0.49 & 0.47 & 0.37 \\ 0.19 & 0.36 & 0.71 & 1. & 0.17 & 0.21 & 0.2 & 0.08 & 0.17 & 0.36 & 0.56 \\ 0.48 & 0.32 & 0.11 & 0.17 & 1. & 0.77 & 0.55 & 0.34 & 0.33 & 0.21 & 0.12 \\ 0.19 & 0.19 & 0.19 & 0.21 & 0.77 & 1. & 0.92 & 0.21 & 0.28 & 0.31 & 0.25 \\ 0.07 & 0.09 & 0.14 & 0.2 & 0.55 & 0.92 & 1. & 0.14 & 0.24 & 0.31 & 0.27 \\ 0.63 & 0.6 & 0.4 & 0.08 & 0.34 & 0.21 & 0.14 & 1. & 0.89 & 0.49 & 0.25 \\ 0.6 & 0.62 & 0.49 & 0.17 & 0.33 & 0.28 & 0.24 & 0.89 & 1. & 0.82 & 0.43 \\ 0.33 & 0.41 & 0.47 & 0.36 & 0.21 & 0.31 & 0.31 & 0.49 & 0.82 & 1. & 0.73 \\ 0.02 & 0.13 & 0.37 & 0.56 & 0.12 & 0.25 & 0.27 & 0.25 & 0.43 & 0.73 & 1. \end{pmatrix} \quad (\text{A.1})$$

$$\begin{pmatrix}
1. & 0.96 & 0.17 & 0.19 & 0.21 & -0.23 & -0.29 & -0.37 & 0.19 & 0.24 & 0.29 & 0.18 & 0.23 & 0.28 & 0.21 & 0.22 & -0.11 & -0.14 & -0.18 \\
0.96 & 1. & 0.19 & 0.23 & 0.25 & -0.17 & -0.23 & -0.32 & 0.23 & 0.3 & 0.37 & 0.2 & 0.26 & 0.35 & 0.23 & 0.25 & -0.07 & -0.1 & -0.15 \\
0.17 & 0.19 & 1. & 0.99 & 0.94 & 0.92 & 0.88 & 0.81 & 0.9 & 0.87 & 0.74 & 0.88 & 0.86 & 0.74 & 0.86 & 0.82 & 0.8 & 0.76 & 0.69 \\
0.19 & 0.23 & 0.99 & 1. & 0.98 & 0.9 & 0.88 & 0.82 & 0.88 & 0.89 & 0.81 & 0.87 & 0.88 & 0.82 & 0.88 & 0.87 & 0.78 & 0.76 & 0.71 \\
0.21 & 0.25 & 0.94 & 0.98 & 1. & 0.85 & 0.86 & 0.82 & 0.84 & 0.88 & 0.86 & 0.83 & 0.87 & 0.86 & 0.87 & 0.89 & 0.74 & 0.74 & 0.71 \\
-0.23 & -0.17 & 0.92 & 0.9 & 0.85 & 1. & 0.99 & 0.94 & 0.81 & 0.77 & 0.63 & 0.8 & 0.76 & 0.64 & 0.77 & 0.74 & 0.83 & 0.8 & 0.75 \\
-0.29 & -0.23 & 0.88 & 0.88 & 0.86 & 0.99 & 1. & 0.98 & 0.77 & 0.76 & 0.65 & 0.77 & 0.75 & 0.66 & 0.76 & 0.75 & 0.82 & 0.81 & 0.78 \\
-0.37 & -0.32 & 0.81 & 0.82 & 0.82 & 0.94 & 0.98 & 1. & 0.69 & 0.69 & 0.62 & 0.7 & 0.7 & 0.63 & 0.71 & 0.71 & 0.77 & 0.79 & 0.79 \\
0.19 & 0.23 & 0.9 & 0.88 & 0.84 & 0.81 & 0.77 & 0.69 & 1. & 0.97 & 0.82 & 0.9 & 0.89 & 0.78 & 0.89 & 0.85 & 0.81 & 0.77 & 0.7 \\
0.24 & 0.3 & 0.87 & 0.89 & 0.88 & 0.77 & 0.76 & 0.69 & 0.97 & 1. & 0.93 & 0.88 & 0.91 & 0.88 & 0.89 & 0.89 & 0.77 & 0.76 & 0.7 \\
0.29 & 0.37 & 0.74 & 0.81 & 0.86 & 0.63 & 0.65 & 0.62 & 0.82 & 0.93 & 1. & 0.72 & 0.82 & 0.93 & 0.79 & 0.85 & 0.6 & 0.62 & 0.61 \\
0.18 & 0.2 & 0.88 & 0.87 & 0.83 & 0.8 & 0.77 & 0.7 & 0.9 & 0.88 & 0.72 & 1. & 0.98 & 0.84 & 0.99 & 0.94 & 0.92 & 0.88 & 0.8 \\
70.23 & 0.26 & 0.86 & 0.88 & 0.87 & 0.76 & 0.75 & 0.7 & 0.89 & 0.91 & 0.82 & 0.98 & 1. & 0.93 & 1. & 0.99 & 0.88 & 0.86 & 0.8 \\
0.28 & 0.35 & 0.74 & 0.82 & 0.86 & 0.64 & 0.66 & 0.63 & 0.78 & 0.88 & 0.93 & 0.84 & 0.93 & 1. & 0.91 & 0.96 & 0.72 & 0.74 & 0.72 \\
0.21 & 0.23 & 0.86 & 0.88 & 0.87 & 0.77 & 0.76 & 0.71 & 0.89 & 0.89 & 0.79 & 0.99 & 1. & 0.91 & 1. & 0.98 & 0.9 & 0.88 & 0.82 \\
0.22 & 0.25 & 0.82 & 0.87 & 0.89 & 0.74 & 0.75 & 0.71 & 0.85 & 0.89 & 0.85 & 0.94 & 0.99 & 0.96 & 0.98 & 1. & 0.85 & 0.86 & 0.82 \\
-0.11 & -0.07 & 0.8 & 0.78 & 0.74 & 0.83 & 0.82 & 0.77 & 0.81 & 0.77 & 0.6 & 0.92 & 0.88 & 0.72 & 0.9 & 0.85 & 1. & 0.99 & 0.94 \\
-0.14 & -0.1 & 0.76 & 0.76 & 0.74 & 0.8 & 0.81 & 0.79 & 0.77 & 0.76 & 0.62 & 0.88 & 0.86 & 0.74 & 0.88 & 0.86 & 0.99 & 1. & 0.98 \\
-0.18 & -0.15 & 0.69 & 0.71 & 0.71 & 0.75 & 0.78 & 0.79 & 0.7 & 0.7 & 0.61 & 0.8 & 0.8 & 0.72 & 0.82 & 0.82 & 0.94 & 0.98 & 1.
\end{pmatrix}$$

(A.2)

A.2 Fit correlations:

We provide the correlations between the fit parameters provided in table 5 as a .json file named “fitcorrB2pi.json”.

Bin	C_i^{NP}	$Re(C_i^{NP})$	$Im(C_i^{NP})$	Observables		
				A_{CP}^0	A_{CP}^+	A_I
0.1-1	$\Delta C_9/C'_9$	1	1	-0.258(17)	-0.631(16)	-0.4533(88)
		1	-1	-0.274(12)	-0.660(16)	-0.4507(95)
		-1	1	-0.239(20)	-0.532(11)	-0.500(11)
		-1	-1	-0.263(11)	-0.5590(84)	-0.504(12)
		1	0	-0.275(15)	-0.662(16)	-0.4575(99)
		-1	0	-0.262(16)	-0.5609(80)	-0.511(12)
	$\Delta C_{10}/C'_{10}$	1	1	-0.336(19)	-0.720(10)	-0.503(12)
		1	-1	-0.336(19)	-0.720(10)	-0.503(12)
		-1	1	-0.212(12)	-0.518(12)	-0.4514(91)
		-1	-1	-0.212(12)	-0.518(12)	-0.4514(91)
		1	0	-0.353(20)	-0.742(10)	-0.512(13)
		-1	0	-0.219(13)	-0.532(13)	-0.4568(99)
1-2	$\Delta C_9/C'_9$	1	1	-0.1895(65)	-0.480(18)	-0.3755(36)
		1	-1	-0.2115(71)	-0.472(17)	-0.3999(46)
		-1	1	-0.1694(63)	-0.441(15)	-0.3887(49)
		-1	-1	-0.2035(68)	-0.429(14)	-0.4274(65)
		1	0	-0.2070(63)	-0.492(17)	-0.3904(46)
		-1	0	-0.1948(57)	-0.454(13)	-0.4126(63)
	$\Delta C_{10}/C'_{10}$	1	1	-0.2558(83)	-0.580(18)	-0.4127(59)
		1	-1	-0.2558(83)	-0.580(18)	-0.4127(59)
		-1	1	-0.1571(54)	-0.381(14)	-0.3844(40)
		-1	-1	-0.1571(54)	-0.381(14)	-0.3844(40)
		1	0	-0.2687(80)	-0.605(17)	-0.4179(65)
		-1	0	-0.1623(49)	-0.393(14)	-0.3870(44)
2-4	$\Delta C_9/C'_9$	1	1	-0.1749(53)	-0.308(11)	-0.3451(17)
		1	-1	-0.1845(57)	-0.298(11)	-0.3718(25)
		-1	1	-0.1622(47)	-0.295(11)	-0.3431(18)
		-1	-1	-0.1772(57)	-0.280(10)	-0.3858(33)
		1	0	-0.1855(57)	-0.314(11)	-0.3598(23)
		-1	0	-0.1778(51)	-0.3018(99)	-0.3666(28)
	$\Delta C_{10}/C'_{10}$	1	1	-0.2313(69)	-0.384(13)	-0.3690(28)
		1	-1	-0.2313(69)	-0.384(13)	-0.3690(28)
		-1	1	-0.1417(43)	-0.2425(89)	-0.3556(18)
		-1	-1	-0.1417(43)	-0.2425(89)	-0.3556(18)
		1	0	-0.2429(73)	-0.403(13)	-0.3715(33)
		-1	0	-0.1463(43)	-0.2508(89)	-0.3568(21)
4-6	$\Delta C_9/C'_9$	1	1	-0.1565(54)	-0.1974(72)	-0.3346(11)
		1	-1	-0.1647(53)	-0.1982(68)	-0.3525(13)
		-1	1	-0.1470(54)	-0.1905(72)	-0.3299(11)
		-1	-1	-0.1600(51)	-0.1920(65)	-0.3588(15)
		1	0	-0.1656(45)	-0.2043(63)	-0.3441(11)
		-1	0	-0.1607(43)	-0.2005(60)	-0.3451(13)
	$\Delta C_{10}/C'_{10}$	1	1	-0.2071(67)	-0.2544(87)	-0.3471(14)
		1	-1	-0.2071(67)	-0.2544(87)	-0.3471(14)
		-1	1	-0.1275(42)	-0.1585(56)	-0.34182(89)
		-1	-1	-0.1275(42)	-0.1585(56)	-0.34182(89)
		1	0	-0.2171(59)	-0.2666(80)	-0.3481(16)
		-1	0	-0.1315(36)	-0.1637(50)	-0.34230(100)

Table 15: The dependence of the CP and Isospin asymmetry observables corresponding to $B \rightarrow \pi ll$ on the real and imaginary parts of the NP WC's $\Delta C_{9,10}$ and $C'_{9,10}$ for the q^2 bins 0.1–1, 1–2, 2–4 and 4–6 GeV^2 for a few benchmark values of the real and imaginary parts of the corresponding WC's. The +, 0 superscript over A_{CP} denotes the charge of the initial state B and the final state π meson.

B The predictions in a few benchmark NP scenarios

In this section, we present the numerical estimates for the various observables for $B \rightarrow \rho, \pi ll$ decays corresponding to a few benchmark value for the real and imaginary parts of the NP Wilson coefficients $\Delta C_{9,10}$ and $C'_{9,10}$ taken one at a time.

Bin	C_i^{NP}	$Re(C_i^{NP})$	$Im(C_i^{NP})$	Observables					
				$BR(B^0 \rightarrow \pi^0 \Pi)$ $\times 10^8$	$BR(B^0 \rightarrow \pi^0 \Pi)$ $\times 10^8$	$BR(B^- \rightarrow \pi^- \Pi)$ $\times 10^8$	$BR(B^+ \rightarrow \pi^+ \Pi)$ $\times 10^8$	R_π^0	R_π^-
0.1-1	$\Delta C_9/C_9'$	1	1	0.0396(28)	0.0672(40)	0.0565(44)	0.2492(95)	1.3878(41)	1.260(22)
		1	-1	0.0353(27)	0.0618(36)	0.0470(40)	0.2291(85)	1.2341(72)	1.047(28)
		-1	1	0.0263(18)	0.0429(26)	0.0523(25)	0.1715(63)	0.9217(67)	1.170(26)
		-1	-1	0.0219(16)	0.0375(22)	0.0428(21)	0.1513(51)	0.7680(67)	0.957(23)
		1	0	0.0354(26)	0.0622(34)	0.0479(38)	0.2346(83)	1.25(14)	1.07(11)
		-1	0	0.0224(16)	0.0383(21)	0.0444(19)	0.1578(52)	0.789(84)	0.995(77)
	$\Delta C_{10}/C_{10}'$	1	1	0.0213(16)	0.0429(25)	0.0293(19)	0.1799(62)	0.7466(51)	0.6537(47)
		1	-1	0.0213(16)	0.0429(25)	0.0293(19)	0.1799(62)	0.7466(51)	0.6537(47)
		-1	1	0.0402(28)	0.0618(37)	0.0700(45)	0.2207(85)	1.4093(86)	1.5633(85)
		-1	-1	0.0402(28)	0.0618(37)	0.0700(45)	0.2207(85)	1.4093(86)	1.5633(85)
		1	0	0.0196(15)	0.0410(22)	0.0261(16)	0.1762(57)	0.691(78)	0.585(54)
		-1	0	0.0382(27)	0.0596(33)	0.0661(41)	0.2162(78)	1.35(14)	1.48(14)
1-2	$\Delta C_9/C_9'$	1	1	0.0457(31)	0.0671(38)	0.0698(60)	0.1979(87)	1.3851(26)	1.2965(95)
		1	-1	0.0419(30)	0.0644(37)	0.0706(57)	0.1966(86)	1.2700(42)	1.3132(77)
		-1	1	0.0296(20)	0.0416(23)	0.0488(36)	0.1256(52)	0.8966(52)	0.908(11)
		-1	-1	0.0258(18)	0.0390(23)	0.0497(34)	0.1242(51)	0.7814(23)	0.924(13)
		1	0	0.0416(28)	0.0632(36)	0.0656(54)	0.1920(83)	1.27(13)	1.23(15)
		-1	0	0.0258(17)	0.0383(22)	0.0453(31)	0.1206(49)	0.785(78)	0.848(93)
	$\Delta C_{10}/C_{10}'$	1	1	0.0252(18)	0.0424(23)	0.0368(33)	0.1382(55)	0.7617(23)	0.6846(61)
		1	-1	0.0252(18)	0.0424(23)	0.0368(33)	0.1382(55)	0.7617(23)	0.6846(61)
		-1	1	0.0464(31)	0.0636(37)	0.0826(61)	0.1839(83)	1.4050(40)	1.536(10)
		-1	-1	0.0464(31)	0.0636(37)	0.0826(61)	0.1839(83)	1.4050(40)	1.536(10)
		1	0	0.0233(17)	0.0403(23)	0.0330(28)	0.1338(53)	0.708(73)	0.617(77)
		-1	0	0.0441(28)	0.0612(35)	0.0779(56)	0.1788(80)	1.34(13)	1.46(16)
2-4	$\Delta C_9/C_9'$	1	1	0.0921(60)	0.1311(72)	0.171(12)	0.323(16)	1.3670(18)	1.3085(43)
		1	-1	0.0873(57)	0.1267(70)	0.177(12)	0.327(16)	1.2950(23)	1.3520(31)
		-1	1	0.0585(37)	0.0812(44)	0.1085(76)	0.1993(95)	0.8686(33)	0.8298(38)
		-1	-1	0.0537(35)	0.0768(43)	0.1142(74)	0.2030(95)	0.7966(18)	0.8733(59)
		1	0	0.0853(56)	0.1240(69)	0.165(12)	0.314(15)	1.27(12)	1.27(13)
		-1	0	0.0523(34)	0.0749(42)	0.1034(69)	0.1925(92)	0.780(75)	0.795(80)
	$\Delta C_{10}/C_{10}'$	1	1	0.0517(35)	0.0827(45)	0.0969(72)	0.2172(100)	0.7664(23)	0.7405(35)
		1	-1	0.0517(35)	0.0827(45)	0.0969(72)	0.2172(100)	0.7664(23)	0.7405(35)
		-1	1	0.0942(60)	0.1252(70)	0.188(13)	0.309(15)	1.3973(39)	1.4414(61)
		-1	-1	0.0942(60)	0.1252(70)	0.188(13)	0.309(15)	1.3973(39)	1.4414(61)
		1	0	0.0479(33)	0.0786(43)	0.0890(67)	0.2085(97)	0.714(71)	0.684(74)
		-1	0	0.0897(57)	0.1204(68)	0.179(12)	0.299(15)	1.34(13)	1.38(14)
4-6	$\Delta C_9/C_9'$	1	1	0.0944(57)	0.1293(67)	0.194(12)	0.289(15)	1.3571(20)	1.3259(26)
		1	-1	0.0907(56)	0.1264(66)	0.196(12)	0.293(15)	1.3044(23)	1.3387(26)
		-1	1	0.0593(36)	0.0798(41)	0.1205(76)	0.1771(89)	0.8535(28)	0.8228(27)
		-1	-1	0.0557(34)	0.0769(40)	0.1223(73)	0.1804(88)	0.8008(19)	0.8357(31)
		1	0	0.0881(55)	0.1231(67)	0.186(12)	0.281(15)	1.27(12)	1.27(12)
		-1	0	0.0538(33)	0.0743(40)	0.1134(71)	0.1702(87)	0.777(70)	0.778(72)
	$\Delta C_{10}/C_{10}'$	1	1	0.0538(34)	0.0819(42)	0.1126(73)	0.1893(92)	0.7742(16)	0.7689(20)
		1	-1	0.0538(34)	0.0819(42)	0.1126(73)	0.1893(92)	0.7742(16)	0.7689(20)
		-1	1	0.0962(57)	0.1243(66)	0.204(12)	0.281(14)	1.3838(28)	1.3928(35)
		-1	-1	0.0962(57)	0.1243(66)	0.204(12)	0.281(14)	1.3838(28)	1.3928(35)
		1	0	0.0501(32)	0.0779(42)	0.1047(69)	0.1806(91)	0.724(67)	0.718(68)
		-1	0	0.0918(56)	0.1195(65)	0.194(12)	0.270(14)	1.33(12)	1.33(12)

Table 16: The dependence of the Branching ratio and R_π on the NP WC's $\Delta C_{9,10}$ and $C'_{9,10}$ for the q^2 bins 0.1–1, 1–2, 2–4 and 4–6 GeV² for a few benchmark values of the real and imaginary parts of the corresponding WC's. The $-, 0$ superscript over R_π denotes the charge of the initial state B and the final state π meson.

References

- [1] “Updates of semileptonic results for the 2021.” <https://hflav-eos.web.cern.ch/hflav-eos/semi/spring21/main.shtml>.
- [2] “Bottom mesons.” <https://pdglive.lbl.gov/ParticleGroup.action?init=0&node=MXXX045>.
- [3] LHCb collaboration, *Measurement of CP-averaged observables in the $B^0 \rightarrow K^{*0} \mu^+ \mu^-$ decay*, **2003.04831**.
- [4] LHCb collaboration, *Measurements of the S-wave fraction in $B^0 \rightarrow K^+ \pi^- \mu^+ \mu^-$ decays and the $B^0 \rightarrow K^*(892)^0 \mu^+ \mu^-$ differential branching fraction*, *JHEP* **11** (2016) 047 [1606.04731].
- [5] CMS collaboration, *Angular analysis of the decay $B^+ \rightarrow K^+ \mu^+ \mu^-$ in proton-proton collisions at $\sqrt{s} = 8$ TeV*, *Phys. Rev.* **D98** (2018) 112011 [1806.00636].
- [6] LHCb collaboration, *Angular analysis and differential branching fraction of the decay $B_s^0 \rightarrow \phi \mu^+ \mu^-$* , *JHEP* **09** (2015) 179 [1506.08777].
- [7] BELLE collaboration, *Test of lepton flavor universality in $B \rightarrow K^* \ell^+ \ell^-$ decays at Belle*, **1904.02440**.
- [8] LHCb collaboration, *Search for lepton-universality violation in $B^+ \rightarrow K^+ \ell^+ \ell^-$ decays*, **1903.09252**.

Bin	C_i^{NP}	$Re(C_i^{NP})$	$Im(C_i^{NP})$	Observables				
				A_4	A_5	A_{6s}	A_7	A_8
0.1-1	ΔC_9	1	1	-0.0862(71)	0.0240(40)	0.0022(19)	-0.0052(37)	0.0752(68)
		1	-1	-0.0995(56)	0.0249(42)	0.0023(20)	-0.0054(38)	0.0173(79)
		-1	1	-0.0995(68)	0.0259(42)	0.0024(20)	-0.0056(40)	0.0821(63)
		-1	-1	-0.1144(52)	0.0269(44)	0.0025(21)	-0.0058(41)	0.0199(76)
		1	0	-0.0937(63)	0.0247(41)	0.0023(19)	-0.0053(38)	0.0472(74)
		-1	0	-0.1081(60)	0.0267(44)	0.0025(21)	-0.0058(41)	0.0522(70)
	ΔC_{10}	1	1	-0.1087(64)	0.0082(16)	0.00726(51)	-0.0769(41)	0.0536(77)
		1	-1	-0.1087(64)	0.0328(59)	-0.0035(28)	0.0680(38)	0.0536(77)
		-1	1	-0.0918(59)	0.0191(31)	0.0073(13)	-0.0675(50)	0.0453(66)
		-1	-1	-0.0918(59)	0.0399(70)	-0.0018(34)	0.0548(46)	0.0453(66)
		1	0	-0.1100(64)	0.0208(34)	0.0019(16)	-0.0045(32)	0.0542(78)
		-1	0	-0.0928(59)	0.0298(49)	0.0027(23)	-0.0064(46)	0.0457(67)
	C'_9	1	1	-0.1181(54)	0.0277(46)	0.0026(22)	-0.0060(43)	0.0272(75)
		1	-1	-0.1026(70)	0.0267(43)	0.0025(21)	-0.0058(41)	0.0760(66)
		-1	1	-0.0967(54)	0.0242(40)	0.0022(19)	-0.0052(37)	0.0246(76)
		-1	-1	-0.0838(68)	0.0234(39)	0.0022(18)	-0.0050(36)	0.0675(69)
		1	0	-0.1115(62)	0.0275(45)	0.0025(22)	-0.0059(43)	0.0527(71)
		-1	0	-0.0911(61)	0.0240(40)	0.0022(19)	-0.0052(37)	0.0469(73)
	C'_{10}	1	1	-0.0922(59)	0.0241(70)	0.0021(19)	0.0550(46)	0.0378(68)
		1	-1	-0.0922(59)	0.0060(27)	0.0023(18)	-0.0678(50)	0.0531(66)
		-1	1	-0.1081(63)	0.0481(59)	0.0024(22)	0.0677(38)	0.0443(78)
		-1	-1	-0.1081(63)	0.0268(25)	0.0027(21)	-0.0765(41)	0.0623(76)
		1	0	-0.0931(59)	0.0152(47)	0.0022(19)	-0.0065(46)	0.0459(67)
		-1	0	-0.1094(64)	0.0379(37)	0.0026(22)	-0.0045(32)	0.0540(78)
1-2	ΔC_9	1	1	-0.0443(64)	0.0603(77)	0.0049(49)	0.0260(32)	0.0402(62)
		1	-1	-0.0561(49)	0.0569(73)	0.0046(46)	0.0246(31)	-0.0371(63)
		-1	1	-0.0761(72)	0.0758(87)	0.0062(61)	0.0327(37)	0.0427(68)
		-1	-1	-0.0886(57)	0.0705(83)	0.0057(56)	0.0305(36)	-0.0533(68)
		1	0	-0.0516(55)	0.0600(76)	0.0049(47)	0.0259(32)	0.00043(634)
		-1	0	-0.0852(62)	0.0753(87)	0.0061(60)	0.0325(38)	-0.0072(71)
	ΔC_{10}	1	1	-0.0817(69)	0.0399(47)	0.0207(21)	-0.0840(47)	-0.0036(82)
		1	-1	-0.0817(69)	0.082(11)	-0.0108(87)	0.1365(47)	-0.0036(82)
		-1	1	-0.0536(50)	0.0541(64)	0.0158(33)	-0.0430(43)	-0.0024(54)
		-1	-1	-0.0536(50)	0.081(11)	-0.0048(79)	0.1015(45)	-0.0024(54)
		1	0	-0.0846(70)	0.0630(75)	0.0051(51)	0.0272(32)	-0.0038(85)
		-1	0	-0.0548(50)	0.0693(86)	0.0056(56)	0.0299(36)	-0.0024(55)
	C'_9	1	1	-0.0933(63)	0.0742(87)	0.0060(59)	0.0321(38)	-0.0134(66)
		1	-1	-0.0805(78)	0.0801(94)	0.0065(64)	0.0346(40)	0.0151(73)
		-1	1	-0.0539(46)	0.0547(69)	0.0044(44)	0.0236(28)	-0.0152(61)
		-1	-1	-0.0424(60)	0.0578(73)	0.0047(47)	0.0250(30)	0.0053(66)
		1	0	-0.0900(68)	0.0796(92)	0.0065(64)	0.0344(40)	0.00033(705)
		-1	0	-0.0495(51)	0.0576(72)	0.0047(46)	0.0248(30)	-0.0054(64)
	C'_{10}	1	1	-0.0549(52)	0.049(10)	0.0042(45)	0.1040(47)	-0.0319(57)
		1	-1	-0.0549(52)	0.0270(46)	0.0048(44)	-0.0440(44)	0.0270(56)
		-1	1	-0.0788(65)	0.120(12)	0.0059(64)	0.1317(42)	-0.0459(81)
		-1	-1	-0.0788(65)	0.0877(80)	0.0068(62)	-0.0810(45)	0.0389(80)
		1	0	-0.0562(53)	0.0390(73)	0.0046(46)	0.0307(37)	-0.0025(56)
		-1	0	-0.0815(66)	0.1072(97)	0.0066(65)	0.0262(31)	-0.0036(82)

Table 17: The dependence of the asymmetric observables corresponding to $B^\pm \rightarrow \rho^\pm ll$ on the real and imaginary parts of the NP WC's $\Delta C_{9,10}$ and $C'_{9,10}$ for the q^2 bins 0.1 – 1 and 1 – 2 GeV^2 for a few benchmark values of the real and imaginary parts of the corresponding WC's.

- [9] ATLAS collaboration, *Angular analysis of $B_d^0 \rightarrow K^* \mu^+ \mu^-$ decays in pp collisions at $\sqrt{s} = 8$ TeV with the ATLAS detector*, *JHEP* **10** (2018) 047 [[1805.04000](#)].
- [10] LHCb collaboration, *First observation of the decay $B^+ \rightarrow \pi^+ \mu^+ \mu^-$* , *JHEP* **12** (2012) 125 [[1210.2645](#)].
- [11] LHCb collaboration, *First measurement of the differential branching fraction and CP asymmetry of the $B^\pm \rightarrow \pi^\pm \mu^+ \mu^-$ decay*, *JHEP* **10** (2015) 034 [[1509.00414](#)].
- [12] FERMILAB LATTICE, MILC collaboration, *$B \rightarrow \pi \ell \ell$ form factors for new-physics searches from lattice QCD*, *Phys. Rev. Lett.* **115** (2015) 152002 [[1507.01618](#)].
- [13] FERMILAB LATTICE, MILC collaboration, *$|V_{ub}|$ from $B \rightarrow \pi \ell \nu$ decays and (2+1)-flavor lattice QCD*, *Phys. Rev. D* **92** (2015) 014024 [[1503.07839](#)].
- [14] JLQCD collaboration, *Form factors of $B \rightarrow \pi \ell \nu$ and a determination of $|V_{ub}|$ with Möbius domain-wall-fermions*, [2203.04938](#).

Bin	C_i^{NP}	$Re(C_i^{NP})$	$Im(C_i^{NP})$	Observables				
				A_4	A_5	A_{6s}	A_7	A_8
2-4	ΔC_9	1	1	0.00090(380)	0.0439(67)	0.00048(655)	0.0484(42)	0.0368(28)
		1	-1	-0.0117(15)	0.0409(63)	0.00043(610)	0.0451(38)	-0.0218(32)
		-1	1	-0.0159(41)	0.0627(92)	0.00069(929)	0.0691(53)	0.0360(32)
		-1	-1	-0.0318(30)	0.0567(83)	0.00059(841)	0.0624(46)	-0.0451(41)
		1	0	-0.0058(23)	0.0437(67)	0.00047(652)	0.0482(41)	0.0067(28)
		-1	0	-0.0253(28)	0.0622(91)	0.00066(924)	0.0686(51)	-0.0069(38)
	ΔC_{10}	1	1	-0.0186(32)	0.0300(42)	0.0243(28)	-0.0392(47)	0.0014(43)
		1	-1	-0.0186(32)	0.072(13)	-0.023(14)	0.1519(79)	0.0014(43)
		-1	1	-0.0104(18)	0.0367(49)	0.0138(40)	0.000014(3959)	0.00081(239)
		-1	-1	-0.0104(18)	0.0605(100)	-0.013(11)	0.1071(56)	0.00081(239)
		1	0	-0.0196(34)	0.0539(82)	0.00057(803)	0.0594(50)	0.0015(45)
		-1	0	-0.0107(19)	0.0500(75)	0.00053(744)	0.0551(44)	0.00083(246)
	C'_9	1	1	-0.0324(31)	0.0577(84)	0.00061(857)	0.0636(47)	0.0292(38)
		1	-1	-0.0163(42)	0.0641(94)	0.00070(952)	0.0707(55)	-0.0152(35)
		-1	1	-0.0115(15)	0.0403(61)	0.00042(600)	0.0444(37)	0.0112(33)
		-1	-1	0.00089(375)	0.0433(67)	0.00046(646)	0.0478(41)	-0.0201(35)
		1	0	-0.0259(28)	0.0636(92)	0.00068(945)	0.0701(53)	0.0086(33)
		-1	0	-0.0057(23)	0.0431(66)	0.00046(642)	0.0475(40)	-0.0040(32)
	C'_{10}	1	1	-0.0110(19)	0.0409(97)	0.000049(6207)	0.1133(65)	-0.0477(34)
		1	-1	-0.0110(19)	0.0191(41)	0.00089(605)	0.000022(4185)	0.0494(34)
		-1	1	-0.0170(28)	0.096(13)	-0.000029(9404)	0.1385(62)	-0.0734(47)
		-1	-1	-0.0170(28)	0.0628(66)	0.0013(92)	-0.0358(43)	0.0761(51)
		1	0	-0.0114(20)	0.0309(70)	0.00048(632)	0.0584(49)	0.00088(261)
		-1	0	-0.0178(30)	0.0834(92)	0.00064(973)	0.0539(42)	0.0014(41)
4-6	ΔC_9	1	1	0.0126(39)	0.0246(53)	-0.0144(90)	0.0367(32)	0.0296(13)
		1	-1	0.00078(78)	0.0237(51)	-0.0139(87)	0.0353(30)	-0.0062(15)
		-1	1	0.0090(39)	0.0375(79)	-0.022(14)	0.0559(46)	0.03188(77)
		-1	-1	-0.0086(13)	0.0354(75)	-0.021(13)	0.0528(42)	-0.0217(21)
		1	0	0.0068(23)	0.0250(53)	-0.0146(91)	0.0372(32)	0.0117(11)
		-1	0	-0.000056(1628)	0.0384(81)	-0.022(14)	0.0572(46)	0.0045(13)
	ΔC_{10}	1	1	0.0057(28)	0.0110(19)	0.0158(26)	-0.0155(39)	0.0123(15)
		1	-1	0.0057(28)	0.051(12)	-0.052(21)	0.1080(64)	0.0123(15)
		-1	1	0.0030(15)	0.0174(32)	0.0017(52)	0.0088(32)	0.00656(81)
		-1	-1	0.0030(15)	0.0387(89)	-0.035(15)	0.0747(42)	0.00656(81)
		1	0	0.0060(28)	0.0329(70)	-0.019(12)	0.0490(44)	0.0130(16)
		-1	0	0.0031(15)	0.0289(62)	-0.017(11)	0.0430(35)	0.00676(84)
	C'_9	1	1	-0.0082(11)	0.0341(72)	-0.020(12)	0.0508(39)	0.0628(25)
		1	-1	0.0086(38)	0.0362(76)	-0.021(13)	0.0539(44)	-0.0353(14)
		-1	1	0.00080(80)	0.0243(52)	-0.0142(89)	0.0362(31)	0.0380(19)
		-1	-1	0.0130(40)	0.0253(55)	-0.0149(92)	0.0377(33)	-0.0318(15)
		1	0	-0.000055(1565)	0.0368(77)	-0.022(13)	0.0549(44)	0.0160(15)
		-1	0	0.0070(23)	0.0257(55)	-0.0150(94)	0.0382(33)	0.0040(10)
	C'_{10}	1	1	0.0033(16)	0.036(10)	-0.0149(91)	0.0814(50)	-0.0515(20)
		1	-1	0.0033(16)	0.0093(30)	-0.0137(88)	0.0096(36)	0.0657(27)
		-1	1	0.0049(23)	0.059(11)	-0.022(13)	0.0936(47)	-0.0768(23)
		-1	-1	0.0049(23)	0.0194(22)	-0.020(13)	-0.0135(34)	0.0981(28)
		-1	-1	0.0049(23)	0.0194(22)	-0.020(13)	-0.0135(34)	0.0981(28)
		1	0	0.0034(17)	0.0232(69)	-0.0148(92)	0.0470(41)	0.00738(94)
		-1	0	0.0052(25)	0.0409(59)	-0.022(14)	0.0421(34)	0.0112(13)

Table 18: The dependence of the asymmetric observables corresponding to $B^\pm \rightarrow \rho^\pm ll$ on the real and imaginary parts of the NP WC's $\Delta C_{9,10}$ and $C'_{9,10}$ for the q^2 bins 2 – 4 and 4 – 6 GeV² for a few benchmark values of the real and imaginary parts of the corresponding WC's.

- [15] J. M. Flynn, T. Izubuchi, T. Kawanai, C. Lehner, A. Soni, R. S. Van de Water et al., $B \rightarrow \pi l \nu$ and $B_s \rightarrow K l \nu$ form factors and $|V_{ub}|$ from 2+1-flavor lattice QCD with domain-wall light quarks and relativistic heavy quarks, *Phys. Rev. D* **91** (2015) 074510 [[1501.05373](#)].
- [16] N. Gubernari, A. Kokulu and D. van Dyk, $B \rightarrow P$ and $B \rightarrow V$ Form Factors from B -Meson Light-Cone Sum Rules beyond Leading Twist, *JHEP* **01** (2019) 150 [[1811.00983](#)].
- [17] D. Lejcek, B. Melić and D. van Dyk, $The \bar{B} \rightarrow \pi$ form factors from QCD and their impact on $-V_{ub}-$, *JHEP* **07** (2021) 036 [[2102.07233](#)].
- [18] BELLE collaboration, Measurement of the decay $B^0 \rightarrow \pi^- \ell^+ \nu$ and determination of $|V_{ub}|$, *Phys. Rev. D* **83** (2011) 071101 [[1012.0090](#)].
- [19] BABAR collaboration, Branching fraction and form-factor shape measurements of exclusive charmless semileptonic B decays, and determination of $|V_{ub}|$, *Phys. Rev. D* **86** (2012) 092004 [[1208.1253](#)].
- [20] BABAR collaboration, Study of $B \rightarrow \pi l \nu$ and $B \rightarrow \rho l \nu$ Decays and Determination of $|V_{ub}|$, *Phys.*

Bin	C_i^{NP}	$Re(C_i^{NP})$	$Im(C_i^{NP})$	Observables		
				A_3	A_9	A_{CP}
0.1-1	ΔC_9	1	1	0.000051(47)	0.00040(24)	-0.342(25)
		1	-1	-0.000066(48)	-0.00034(21)	-0.329(27)
		-1	1	0.000072(45)	0.00044(25)	-0.216(22)
		-1	-1	-0.000053(40)	-0.00036(22)	-0.197(25)
		1	0	-0.000065(326)	0.000037(40)	-0.339(26)
	ΔC_{10}	1	0	0.000011(20)	0.000048(37)	-0.210(24)
		1	1	0.0000019(280)	0.000046(41)	-0.299(28)
		1	-1	0.0000019(280)	0.000046(41)	-0.299(28)
		-1	1	0.0000017(236)	0.000039(34)	-0.252(22)
		-1	-1	0.0000017(236)	0.000039(34)	-0.252(22)
	C'_9	1	0	0.0000019(283)	0.000046(42)	-0.303(28)
		-1	0	0.0000017(239)	0.000039(35)	-0.255(22)
		1	1	-0.00222(83)	-0.01372(63)	-0.209(24)
		1	-1	0.00275(34)	0.01336(75)	-0.217(24)
		-1	1	-0.00249(29)	-0.01204(77)	-0.325(26)
	C'_{10}	-1	-1	0.00188(73)	0.01166(63)	-0.328(26)
		1	0	0.00031(25)	0.000083(236)	-0.216(24)
		-1	0	-0.00027(25)	0.0000068(2486)	-0.330(26)
		1	1	0.0000017(237)	-0.00210(16)	-0.253(22)
		1	-1	0.0000017(237)	0.00218(13)	-0.253(22)
1-2	ΔC_9	1	1	0.00011(12)	0.00099(55)	-0.409(20)
		1	-1	-0.00020(12)	-0.00080(46)	-0.348(19)
		-1	1	0.00018(12)	0.00128(72)	-0.298(16)
		-1	-1	-0.00021(12)	-0.00097(55)	-0.230(19)
		1	0	-0.000052(95)	0.000073(74)	-0.387(19)
	ΔC_{10}	-1	0	-0.000020(68)	0.000120(84)	-0.271(17)
		1	1	-0.000046(101)	0.000115(94)	-0.413(21)
		1	-1	-0.000046(101)	0.000115(94)	-0.413(21)
		-1	1	-0.000030(66)	0.000075(62)	-0.270(15)
		-1	-1	-0.000030(66)	0.000075(62)	-0.270(15)
	C'_9	1	0	-0.000048(104)	0.000119(98)	-0.427(21)
		-1	0	-0.000031(68)	0.000077(63)	-0.277(15)
		1	1	-0.0063(23)	-0.0256(22)	-0.255(15)
		1	-1	0.0083(13)	0.0276(25)	-0.298(18)
		-1	1	-0.00575(85)	-0.0187(20)	-0.346(18)
	C'_{10}	-1	-1	0.0048(20)	0.0201(19)	-0.383(20)
		1	0	0.00078(75)	-0.000084(5228)	-0.285(17)
		-1	0	-0.00063(64)	0.00017(46)	-0.373(19)
		1	1	-0.000031(68)	-0.0129(13)	-0.277(15)
		1	-1	-0.000031(68)	0.0131(11)	-0.277(15)
	-1	1	-0.000045(97)	-0.0185(16)	-0.398(20)	
	-1	-1	-0.000045(97)	0.0188(16)	-0.398(20)	
	1	0	-0.000032(69)	0.000079(64)	-0.284(15)	
	1	0	-0.000046(101)	0.000115(95)	-0.412(21)	
	-1	0	-0.000046(101)	0.000115(95)	-0.412(21)	

Table 19: The dependence of the asymmetric observables corresponding to $B^\pm \rightarrow \rho^\pm ll$ on the real and imaginary parts of the NP WC's $\Delta C_{9,10}$ and $C'_{9,10}$ for the q^2 bins $0.1 - 1$ and $1 - 2$ GeV^2 for a few benchmark values of the real and imaginary parts of the corresponding WC's.

Rev. D **83** (2011) 032007 [[1005.3288](#)].

- [21] BELLE collaboration, *Study of Exclusive $B \rightarrow X_u \ell \nu$ Decays and Extraction of $\|V_{ub}\|$ using Full Reconstruction Tagging at the Belle Experiment*, *Phys. Rev. D* **88** (2013) 032005 [[1306.2781](#)].
- [22] A. Biswas, S. Nandi, S. K. Patra and I. Ray, *A closer look at the extraction of $|V_{ub}|$ from $B \rightarrow \pi \ell \nu$* , *JHEP* **07** (2021) 082 [[2103.01809](#)].
- [23] A. Bharucha, D. M. Straub and R. Zwicky, *$B \rightarrow V \ell^+ \ell^-$ in the Standard Model from light-cone sum rules*, *JHEP* **08** (2016) 098 [[1503.05534](#)].
- [24] C. Bobeth, G. Hiller and G. Piranishvili, *Angular distributions of $\bar{B} \rightarrow \bar{K} \ell^+ \ell^-$ decays*, *JHEP* **12** (2007) 040 [[0709.4174](#)].
- [25] W. Altmannshofer, P. Ball, A. Bharucha, A. J. Buras, D. M. Straub and M. Wick, *Symmetries and Asymmetries of $B \rightarrow K^* \mu^+ \mu^-$ Decays in the Standard Model and Beyond*, *JHEP* **01** (2009) 019 [[0811.1214](#)].
- [26] S. Descotes-Genon and J. Virto, *Time dependence in $B \rightarrow V \ell \ell$ decays*, *JHEP* **04** (2015) 045 [[1502.05509](#)].
- [27] S. Descotes-Genon, J. Matias, M. Ramon and J. Virto, *Implications from clean observables for the binned analysis of $B \rightarrow K^* \mu^+ \mu^-$ at large recoil*, *JHEP* **01** (2013) 048 [[1207.2753](#)].

Bin	C_i^{NP}	$Re(C_i^{NP})$	$Im(C_i^{NP})$	Observables		
				A_3	A_9	A_{CP}
2-4	ΔC_9	1	1	0.00029(23)	0.00117(61)	-0.202(12)
		1	-1	-0.00022(11)	-0.00095(51)	-0.1535(94)
		-1	1	0.00038(24)	0.00172(90)	-0.1704(84)
		-1	-1	-0.00032(12)	-0.00129(68)	-0.106(12)
		1	0	0.000027(138)	0.000074(65)	-0.183(10)
		-1	0	0.000012(101)	0.000149(91)	-0.1428(87)
	ΔC_{10}	1	1	0.000028(164)	0.000140(99)	-0.223(12)
		1	-1	0.000028(164)	0.000140(99)	-0.223(12)
		-1	1	0.000016(92)	0.000079(55)	-0.1250(69)
		-1	-1	0.000016(92)	0.000079(55)	-0.1250(69)
		1	0	0.000030(172)	0.00015(10)	-0.235(12)
		-1	0	0.000016(94)	0.000081(57)	-0.1287(71)
	C'_9	1	1	-0.0098(36)	-0.0094(16)	-0.1272(70)
		1	-1	0.0111(20)	0.0092(18)	-0.1525(86)
		-1	1	-0.0069(11)	-0.0056(11)	-0.1650(90)
		-1	-1	0.0074(28)	0.0072(11)	-0.185(11)
		1	0	0.00011(108)	-0.00062(45)	-0.1458(78)
		-1	0	-0.000039(916)	0.00060(38)	-0.1802(100)
	C'_{10}	1	1	0.000017(97)	-0.0305(30)	-0.1322(74)
		1	-1	0.000017(97)	0.0307(30)	-0.1322(74)
		-1	1	0.000026(149)	-0.0469(43)	-0.203(11)
		-1	-1	0.000026(149)	0.0471(42)	-0.203(11)
		1	0	0.000017(100)	0.000086(60)	-0.1363(76)
		-1	0	0.000027(157)	0.000135(95)	-0.213(11)
4-6	ΔC_9	1	1	0.00092(47)	0.00105(51)	-0.079(10)
		1	-1	0.0000044(1353)	-0.00092(46)	-0.0406(30)
		-1	1	0.00104(51)	0.00166(82)	-0.0747(85)
		-1	-1	-0.00034(12)	-0.00133(66)	-0.0178(73)
		1	0	0.00047(29)	0.000049(39)	-0.0614(54)
		-1	0	0.00034(24)	0.000132(72)	-0.0477(26)
	ΔC_{10}	1	1	0.00058(38)	0.000113(69)	-0.0773(55)
		1	-1	0.00058(38)	0.000113(69)	-0.0773(55)
		-1	1	0.00031(20)	0.000060(37)	-0.0413(31)
		-1	-1	0.00031(20)	0.000060(37)	-0.0413(31)
		1	0	0.00061(40)	0.000119(73)	-0.0820(57)
		-1	0	0.00032(21)	0.000062(38)	-0.0425(31)
	C'_9	1	1	-0.0159(53)	0.0198(19)	-0.0486(49)
		1	-1	0.0124(27)	-0.0230(21)	-0.0487(40)
		-1	1	-0.0077(16)	0.0156(16)	-0.0572(39)
		-1	-1	0.0125(43)	-0.0146(16)	-0.0576(35)
		1	0	-0.0023(15)	-0.00101(20)	-0.0511(46)
		-1	0	0.0023(14)	0.00084(18)	-0.0594(38)
	C'_{10}	1	1	0.00034(22)	-0.0481(42)	-0.0449(33)
		1	-1	0.00034(22)	0.0483(42)	-0.0449(33)
		-1	1	0.00050(33)	-0.0718(56)	-0.0671(47)
		-1	-1	0.00050(33)	0.0720(56)	-0.0671(47)
		1	0	0.00035(23)	0.000068(41)	-0.0465(34)
		-1	0	0.00053(35)	0.000103(63)	-0.0705(50)

Table 20: The dependence of the asymmetric observables corresponding to $B^\pm \rightarrow \rho^\pm ll$ on the real and imaginary parts of the NP WC's $\Delta C_{9,10}$ and $C'_{9,10}$ for the q^2 bins 2 – 4 and 4 – 6 GeV² for a few benchmark values of the real and imaginary parts of the corresponding WC's.

- [28] B. Kindra and N. Mahajan, *Predictions of angular observables for $\bar{B}_s \rightarrow K^* \ell \ell$ and $\bar{B} \rightarrow \rho \ell \ell$ in the standard model*, *Phys. Rev. D* **98** (2018) 094012 [[1803.05876](#)].
- [29] H. H. Asatrian, H. M. Asatrian, C. Greub and M. Walker, *Two loop virtual corrections to $B \rightarrow X_s l^+ l^-$ in the standard model*, *Phys. Lett. B* **507** (2001) 162 [[hep-ph/0103087](#)].
- [30] C. Bobeth, M. Misiak and J. Urban, *Photonic penguins at two loops and m_t dependence of $BR[B \rightarrow X_s l^+ l^-]$* , *Nucl. Phys. B* **574** (2000) 291 [[hep-ph/9910220](#)].
- [31] H. M. Asatrian, K. Bieri, C. Greub and M. Walker, *Virtual corrections and bremsstrahlung corrections to $b \rightarrow d l^+ l^-$ in the standard model*, *Phys. Rev. D* **69** (2004) 074007 [[hep-ph/0312063](#)].
- [32] H. Asatryan, H. Asatrian, C. Greub and M. Walker, *Calculation of two loop virtual corrections to $b \rightarrow s l^+ l^-$ in the standard model*, *Phys. Rev. D* **65** (2002) 074004 [[hep-ph/0109140](#)].
- [33] M. Beneke and T. Feldmann, *Symmetry breaking corrections to heavy to light B meson form-factors at large recoil*, *Nucl. Phys. B* **592** (2001) 3 [[hep-ph/0008255](#)].
- [34] M. Beneke, T. Feldmann and D. Seidel, *Systematic approach to exclusive $B \rightarrow V l^+ l^-$, $V \gamma$ decays*, *Nucl. Phys. B* **612** (2001) 25 [[hep-ph/0106067](#)].
- [35] M. Beneke, T. Feldmann and D. Seidel, *Exclusive radiative and electroweak $b \rightarrow d$ and $b \rightarrow s$ penguin decays at NLO*, *Eur. Phys. J. C* **41** (2005) 173 [[hep-ph/0412400](#)].

Bin	C_i^{NP}	$Re(C_i^{NP})$	$Im(C_i^{NP})$	Observables							
				P_1	P_2	P_3	P'_4	P'_5	P'_6	P'_8	
0.1-1	ΔC_9	1	1	0.0035(26)	-0.0800(26)	0.00044(27)	0.178(10)	0.3473(88)	-0.072(18)	-0.068(12)	
		1	-1	0.0036(27)	-0.0813(25)	0.00042(29)	0.1865(82)	0.3609(89)	-0.075(19)	-0.053(14)	
		-1	1	0.0016(15)	-0.0825(26)	0.00023(14)	0.099(11)	0.467(14)	-0.081(21)	-0.0565(90)	
		-1	-1	0.0016(16)	-0.0838(25)	0.00021(14)	0.1061(87)	0.491(14)	-0.085(22)	-0.040(12)	
		1	0	0.0036(27)	-0.0810(26)	0.00043(29)	0.1864(92)	0.3583(91)	-0.074(19)	-0.061(13)	
		-1	0	0.0016(16)	-0.0835(26)	0.00022(14)	0.1065(99)	0.486(14)	-0.085(22)	-0.049(10)	
	ΔC_{10}	1	1	0.0030(23)	-0.0623(18)	0.00033(22)	0.182(11)	0.343(11)	-0.042(20)	-0.061(13)	
		1	-1	0.0030(23)	-0.0625(22)	0.00033(22)	0.182(11)	0.338(11)	-0.087(14)	-0.061(13)	
		-1	1	0.0021(18)	-0.1004(28)	0.00031(21)	0.1142(82)	0.471(11)	-0.071(25)	-0.050(11)	
		-1	-1	0.0021(18)	-0.1006(33)	0.00031(21)	0.1142(82)	0.467(11)	-0.107(21)	-0.050(11)	
		1	0	0.0031(23)	-0.0626(20)	0.00033(22)	0.187(11)	0.346(11)	-0.066(17)	-0.062(13)	
		-1	0	0.0021(18)	-0.1009(31)	0.00031(21)	0.1177(83)	0.475(11)	-0.090(23)	-0.050(11)	
	C'_9	1	1	-0.0385(28)	-0.0839(26)	-0.00391(44)	0.1086(90)	0.462(14)	-0.087(23)	-0.056(12)	
		1	-1	-0.0377(23)	-0.0826(26)	-0.0029(11)	0.101(11)	0.439(13)	-0.083(21)	-0.0397(92)	
		-1	1	0.0421(22)	-0.0813(25)	0.0035(13)	0.1821(80)	0.3865(88)	-0.073(19)	-0.068(14)	
		-1	-1	0.0417(27)	-0.0801(25)	0.00436(55)	0.1734(97)	0.3720(88)	-0.070(18)	-0.053(12)	
		1	0	-0.0382(25)	-0.0836(26)	-0.00343(80)	0.109(10)	0.457(14)	-0.087(22)	-0.049(11)	
		-1	0	0.0421(23)	-0.0810(25)	0.00395(91)	0.1820(90)	0.3837(90)	-0.073(19)	-0.061(13)	
	C'_{10}	1	1	-0.0047(20)	-0.0810(26)	0.00031(21)	0.1146(82)	0.502(11)	-0.107(21)	-0.050(11)	
		1	-1	-0.0047(20)	-0.0810(25)	0.00031(21)	0.1146(82)	0.497(11)	-0.071(25)	-0.050(11)	
		-1	1	0.0101(22)	-0.0830(26)	0.00033(22)	0.181(11)	0.3080(97)	-0.086(14)	-0.061(13)	
		-1	-1	0.0101(22)	-0.0830(26)	0.00033(22)	0.181(11)	0.302(10)	-0.042(19)	-0.061(13)	
		1	0	-0.0047(21)	-0.0813(26)	0.00031(21)	0.1181(83)	0.505(11)	-0.090(23)	-0.050(11)	
		-1	0	0.0102(23)	-0.0833(26)	0.00033(22)	0.187(11)	0.310(10)	-0.065(17)	-0.062(13)	
1-2	ΔC_9	1	1	0.0032(42)	-0.325(12)	0.0035(21)	0.056(14)	0.054(23)	-0.115(32)	-0.106(20)	
		1	-1	0.0035(43)	-0.3213(100)	0.0032(21)	0.039(13)	0.052(22)	-0.111(31)	-0.059(23)	
		-1	1	-0.0012(26)	-0.3426(97)	0.00143(92)	0.0094(107)	0.403(15)	-0.123(34)	-0.082(13)	
		-1	-1	-0.00094(268)	-0.3398(81)	0.00129(90)	-0.0065(86)	0.381(15)	-0.116(33)	-0.032(16)	
		1	0	0.0045(47)	-0.331(11)	0.0034(22)	0.059(13)	0.054(23)	-0.116(32)	-0.084(22)	
		-1	0	-0.00031(293)	-0.3472(92)	0.00138(92)	0.0129(95)	0.403(15)	-0.123(34)	-0.058(15)	
	ΔC_{10}	1	1	0.0089(75)	-0.2911(83)	0.0026(17)	0.134(11)	0.178(18)	-0.045(34)	-0.084(22)	
		1	-1	0.0089(75)	-0.290(11)	0.0026(17)	0.134(11)	0.214(16)	-0.164(24)	-0.084(22)	
		-1	1	-0.0051(21)	-0.3663(83)	0.0019(11)	-0.050(11)	0.215(21)	-0.080(37)	-0.058(15)	
		-1	-1	-0.0051(21)	-0.366(10)	0.0019(11)	-0.050(11)	0.239(20)	-0.161(31)	-0.058(15)	
		1	0	0.0101(83)	-0.297(10)	0.0027(17)	0.152(11)	0.202(17)	-0.108(30)	-0.087(23)	
		-1	0	-0.0045(20)	-0.3722(95)	0.0020(13)	-0.042(11)	0.232(20)	-0.123(35)	-0.059(15)	
	C'_9	1	1	-0.1716(90)	-0.3403(90)	-0.0241(28)	-0.0070(92)	0.236(20)	-0.126(35)	-0.076(17)	
		1	-1	-0.1750(53)	-0.3441(92)	-0.0190(77)	0.010(12)	0.250(21)	-0.133(37)	-0.036(14)	
		-1	1	0.1661(33)	-0.3235(92)	0.0222(82)	0.035(11)	0.189(16)	-0.101(28)	-0.093(21)	
		-1	-1	0.1664(74)	-0.3269(95)	0.0274(35)	0.051(13)	0.197(17)	-0.105(29)	-0.062(19)	
		1	0	-0.1760(70)	-0.3493(95)	-0.0220(53)	0.014(10)	0.250(21)	-0.133(37)	-0.058(16)	
		-1	0	0.1704(50)	-0.3316(97)	0.0253(59)	0.054(12)	0.197(17)	-0.105(29)	-0.080(20)	
	C'_{10}	1	1	-0.1117(76)	-0.3253(92)	0.0021(14)	-0.053(11)	0.351(17)	-0.170(32)	-0.061(16)	
		1	-1	-0.1117(76)	-0.3253(92)	0.0021(14)	-0.053(11)	0.379(16)	-0.085(39)	-0.061(16)	
		-1	1	0.1223(82)	-0.3432(94)	0.0023(15)	0.126(11)	0.00065(2141)	-0.154(23)	-0.079(21)	
		-1	-1	0.1223(82)	-0.3431(94)	0.0023(15)	0.126(11)	0.037(21)	-0.042(33)	-0.079(21)	
		1	0	-0.1130(80)	-0.3314(95)	0.0022(14)	-0.044(11)	0.373(17)	-0.130(36)	-0.062(16)	
		-1	0	0.1258(88)	-0.3502(98)	0.0023(15)	0.142(11)	0.019(22)	-0.101(28)	-0.082(21)	

Table 21: The dependence of the optimized observables corresponding to $B^\pm \rightarrow \rho^\pm ll$ on the real and imaginary parts of the NP WC's $\Delta C_{9,10}$ and $C'_{9,10}$ for the q^2 bins 0.1 – 1 and 1 – 2 GeV² for a few benchmark values of the real and imaginary parts of the corresponding WC's.

- [36] A. G. Grozin and M. Neubert, *Asymptotics of heavy meson form-factors*, *Phys. Rev. D* **55** (1997) 272 [[hep-ph/9607366](#)].
- [37] P. Ball and G. W. Jones, *Twist-3 distribution amplitudes of K^* and phi mesons*, *JHEP* **03** (2007) 069 [[hep-ph/0702100](#)].
- [38] P. Ball, V. M. Braun, Y. Koike and K. Tanaka, *Higher twist distribution amplitudes of vector mesons in QCD: Formalism and twist - three distributions*, *Nucl. Phys. B* **529** (1998) 323 [[hep-ph/9802299](#)].
- [39] LHCb collaboration, *Angular analysis of the $B^0 \rightarrow K^{*0} \mu^+ \mu^-$ decay using 3 fb^{-1} of integrated luminosity*, *JHEP* **02** (2016) 104 [[1512.04442](#)].
- [40] J. Matias, F. Mescia, M. Ramon and J. Virto, *Complete Anatomy of $\bar{B}_d^- \rightarrow \bar{K}^{*0} (- \rightarrow K\pi) l^+ l^-$ and its angular distribution*, *JHEP* **04** (2012) 104 [[1202.4266](#)].
- [41] Y. Aoki et al., *FLAG Review 2021*, [2111.09849](#).
- [42] RQCD collaboration, *Light-cone distribution amplitudes of pseudoscalar mesons from lattice QCD*,

Bin	C_i^{NP}	$Re(C_i^{NP})$	$Im(C_i^{NP})$	Observables							
				P_1	P_2	P_3	P'_4	P'_5	P'_6	P'_8	
2-4	ΔC_9	1	1	-0.056(25)	0.039(23)	0.0059(34)	-0.311(15)	-0.614(28)	-0.119(33)	-0.089(19)	
		1	-1	-0.055(25)	0.039(23)	0.0058(34)	-0.325(15)	-0.588(26)	-0.115(32)	-0.057(22)	
		-1	1	-0.036(15)	-0.306(17)	0.0030(18)	-0.253(13)	-0.070(26)	-0.144(40)	-0.071(13)	
		-1	-1	-0.035(14)	-0.307(15)	0.0029(18)	-0.268(12)	-0.065(24)	-0.135(38)	-0.032(16)	
		1	0	-0.055(25)	0.042(25)	0.0062(36)	-0.312(15)	-0.626(28)	-0.122(34)	-0.076(21)	
		-1	0	-0.034(14)	-0.322(17)	0.0031(19)	-0.249(13)	-0.071(26)	-0.146(41)	-0.053(15)	
	ΔC_{10}	1	1	-0.035(14)	-0.177(23)	0.0070(41)	-0.197(18)	-0.430(32)	-0.087(44)	-0.092(25)	
		1	-1	-0.035(14)	-0.167(26)	0.0070(41)	-0.197(18)	-0.347(30)	-0.189(31)	-0.092(25)	
		-1	1	-0.050(22)	-0.132(19)	0.0031(19)	-0.337(12)	-0.360(25)	-0.094(37)	-0.047(13)	
		-1	-1	-0.050(22)	-0.128(20)	0.0031(19)	-0.337(12)	-0.317(24)	-0.147(31)	-0.047(13)	
		1	0	-0.032(13)	-0.187(26)	0.0076(45)	-0.179(19)	-0.414(33)	-0.147(40)	-0.098(27)	
		-1	0	-0.049(22)	-0.135(20)	0.0033(19)	-0.332(12)	-0.349(25)	-0.124(35)	-0.049(14)	
	C'_9	1	1	-0.114(23)	-0.146(21)	-0.0377(54)	-0.278(12)	-0.394(29)	-0.140(39)	-0.066(16)	
		1	-1	-0.127(21)	-0.148(21)	-0.037(14)	-0.264(13)	-0.424(31)	-0.151(42)	-0.033(13)	
		-1	1	0.032(23)	-0.138(20)	0.043(15)	-0.311(15)	-0.308(23)	-0.110(31)	-0.084(21)	
		-1	-1	0.021(24)	-0.139(21)	0.0444(67)	-0.299(15)	-0.323(24)	-0.115(32)	-0.059(18)	
		1	0	-0.124(22)	-0.155(22)	-0.040(10)	-0.260(13)	-0.429(32)	-0.153(42)	-0.053(15)	
		-1	0	0.031(23)	-0.146(21)	0.046(11)	-0.298(16)	-0.328(25)	-0.117(32)	-0.075(20)	
	C'_{10}	1	1	-0.386(18)	-0.142(20)	0.0041(23)	-0.388(13)	-0.190(26)	-0.168(35)	-0.054(15)	
		1	-1	-0.386(18)	-0.142(20)	0.0041(23)	-0.388(13)	-0.133(25)	-0.108(42)	-0.054(15)	
		-1	1	0.330(18)	-0.144(22)	0.0046(28)	-0.159(15)	-0.660(27)	-0.152(26)	-0.074(21)	
		-1	-1	0.330(18)	-0.144(22)	0.0046(28)	-0.159(15)	-0.583(27)	-0.070(36)	-0.074(21)	
		1	0	-0.402(18)	-0.149(21)	0.0043(25)	-0.384(13)	-0.168(26)	-0.144(40)	-0.056(16)	
		-1	0	0.352(18)	-0.152(23)	0.0048(28)	-0.142(15)	-0.653(28)	-0.117(32)	-0.078(22)	
4-6	ΔC_9	1	1	-0.089(35)	0.3739(84)	0.0051(27)	-0.469(11)	-0.863(21)	-0.116(33)	-0.067(16)	
		1	-1	-0.089(35)	0.3772(84)	0.0053(28)	-0.474(11)	-0.842(19)	-0.114(32)	-0.061(19)	
		-1	1	-0.075(29)	0.043(17)	0.0037(21)	-0.433(10)	-0.488(20)	-0.170(47)	-0.055(12)	
		-1	-1	-0.075(28)	0.043(17)	0.0040(23)	-0.439(10)	-0.468(19)	-0.163(46)	-0.047(16)	
		1	0	-0.089(35)	0.3935(88)	0.0054(30)	-0.470(11)	-0.885(21)	-0.119(34)	-0.066(19)	
		-1	0	-0.075(28)	0.045(18)	0.0041(23)	-0.432(11)	-0.504(21)	-0.175(49)	-0.053(15)	
	ΔC_{10}	1	1	-0.087(34)	0.279(14)	0.0076(41)	-0.436(13)	-0.805(24)	-0.143(48)	-0.088(24)	
		1	-1	-0.087(34)	0.289(14)	0.0076(41)	-0.436(13)	-0.752(21)	-0.159(35)	-0.088(24)	
		-1	1	-0.081(31)	0.206(11)	0.0033(18)	-0.4681(94)	-0.674(18)	-0.124(40)	-0.044(12)	
		-1	-1	-0.081(31)	0.210(12)	0.0033(18)	-0.4681(94)	-0.648(18)	-0.132(33)	-0.044(12)	
		1	0	-0.088(35)	0.310(15)	0.0083(45)	-0.432(14)	-0.833(24)	-0.161(44)	-0.094(25)	
		-1	0	-0.081(31)	0.216(12)	0.0034(19)	-0.4669(95)	-0.683(19)	-0.133(38)	-0.045(13)	
	C'_9	1	1	0.043(32)	0.236(13)	-0.0280(55)	-0.413(11)	-0.790(19)	-0.154(43)	-0.058(16)	
		1	-1	0.031(32)	0.237(13)	-0.043(14)	-0.410(11)	-0.828(20)	-0.161(45)	-0.042(13)	
		-1	1	-0.191(31)	0.225(12)	0.050(15)	-0.496(10)	-0.612(18)	-0.119(34)	-0.072(19)	
		-1	-1	-0.203(31)	0.225(12)	0.0356(71)	-0.493(10)	-0.629(19)	-0.122(34)	-0.059(17)	
		1	0	0.044(32)	0.250(13)	-0.037(10)	-0.407(11)	-0.850(20)	-0.165(46)	-0.053(15)	
		-1	0	-0.203(32)	0.237(12)	0.045(12)	-0.495(10)	-0.646(20)	-0.125(35)	-0.068(19)	
	C'_{10}	1	1	-0.452(28)	0.218(12)	0.0044(23)	-0.5424(87)	-0.547(21)	-0.153(38)	-0.051(14)	
		1	-1	-0.452(28)	0.218(12)	0.0044(23)	-0.5424(87)	-0.508(20)	-0.144(46)	-0.051(14)	
		-1	1	0.316(31)	0.244(14)	0.0048(27)	-0.346(12)	-0.969(18)	-0.126(29)	-0.070(19)	
		-1	-1	0.316(31)	0.245(14)	0.0048(27)	-0.346(12)	-0.916(17)	-0.114(39)	-0.070(19)	
		1	0	0.316(31)	0.245(14)	0.0048(27)	-0.346(12)	-0.916(17)	-0.114(39)	-0.070(19)	
		-1	0	-0.471(28)	0.229(13)	0.0046(25)	-0.5446(89)	-0.549(21)	-0.155(43)	-0.053(15)	
		-1	0	0.338(31)	0.258(14)	0.0051(28)	-0.337(12)	-0.992(18)	-0.126(35)	-0.073(20)	

Table 22: The dependence of the optimized observables corresponding to $B^\pm \rightarrow \rho^\pm ll$ on the real and imaginary parts of the NP WC's $\Delta C_{9,10}$ and $C'_{9,10}$ for the q^2 bins 2 – 4 and 4 – 6 GeV² for a few benchmark values of the real and imaginary parts of the corresponding WC's.

JHEP **08** (2019) 065 [1903.08038].

[43] C. Bourrely, I. Caprini and L. Lellouch, *Model-independent description of $B \rightarrow \pi l \nu$ decays and a determination of $-V(ub)$* , *Phys. Rev. D* **79** (2009) 013008 [0807.2722].

[44] “Ckmfitter global fit results as of summer 19.”

http://ckmfitter.in2p3.fr/www/results/plots_summer19/num/ckmEval_results_summer19.html.

[45] “Ckmfitter global fit results as of summer 19.”

http://ckmfitter.in2p3.fr/www/results/plots_spring21/num/ckmEval_results_spring21.html.

[46] LHCb collaboration, *Differential branching fractions and isospin asymmetries of $B \rightarrow K^{(*)} \mu^+ \mu^-$ decays*, *JHEP* **06** (2014) 133 [1403.8044].

Bin	C_i^{NP}	$Re(C_i^{NP})$	$Im(C_i^{NP})$	Observables			
				$BR \times 10^9$	F_L	A_{FB}	R_ρ
0.1-1	ΔC_9	1	1	3.47(23)	0.416(26)	-0.0701(41)	1.061(10)
		1	-1	3.35(22)	0.405(26)	-0.0726(41)	1.0248(89)
		-1	1	3.22(22)	0.331(24)	-0.0828(40)	0.9856(49)
		-1	-1	3.10(22)	0.317(24)	-0.0859(39)	0.9497(64)
		1	0	3.37(23)	0.407(26)	-0.0721(41)	1.0317(86)
	ΔC_{10}	-1	0	3.13(22)	0.319(24)	-0.0853(39)	0.9566(63)
		1	1	3.01(21)	0.330(24)	-0.0626(28)	0.9205(47)
		1	-1	3.01(21)	0.330(24)	-0.0628(31)	0.9205(47)
		-1	1	3.56(24)	0.402(25)	-0.0901(49)	1.0896(88)
		-1	-1	3.56(24)	0.402(25)	-0.0902(51)	1.0896(88)
	C'_9	1	0	2.97(21)	0.324(24)	-0.0635(30)	0.9095(56)
		-1	0	3.52(24)	0.398(25)	-0.0911(50)	1.0786(79)
		1	1	3.01(21)	0.327(24)	-0.0847(39)	0.9200(51)
		1	-1	3.12(22)	0.342(24)	-0.0815(40)	0.9560(40)
		-1	1	3.45(23)	0.394(26)	-0.0740(40)	1.0544(79)
	C'_{10}	-1	-1	3.56(24)	0.405(25)	-0.0715(40)	1.0904(91)
		1	0	3.03(21)	0.329(24)	-0.0841(40)	0.9269(52)
		-1	0	3.47(23)	0.395(26)	-0.0735(40)	1.0614(75)
		1	1	3.55(24)	0.404(25)	-0.0724(40)	1.0852(89)
		1	-1	3.55(24)	0.404(25)	-0.0724(40)	1.0852(89)
1-2	ΔC_9	-1	1	3.02(21)	0.329(24)	-0.0836(41)	0.9249(47)
		-1	-1	3.02(21)	0.329(24)	-0.0836(40)	0.9249(47)
		1	0	3.51(24)	0.400(25)	-0.0732(40)	1.0742(80)
		-1	0	2.99(21)	0.323(24)	-0.0846(41)	0.9139(57)
		1	1	1.75(14)	0.794(18)	-0.101(11)	1.137(13)
	ΔC_{10}	1	-1	1.85(14)	0.803(17)	-0.0950(100)	1.205(13)
		-1	1	1.389(95)	0.648(26)	-0.181(14)	0.904(11)
		-1	-1	1.493(98)	0.670(25)	-0.168(14)	0.972(11)
		1	0	1.76(14)	0.798(17)	-0.100(11)	1.142(12)
		-1	0	1.397(93)	0.655(26)	-0.180(14)	0.909(11)
	C'_9	1	1	1.282(88)	0.717(24)	-0.124(11)	0.8343(39)
		1	-1	1.282(88)	0.717(24)	-0.123(11)	0.8343(39)
		-1	1	1.96(15)	0.750(20)	-0.138(13)	1.2734(67)
		-1	-1	1.96(15)	0.750(20)	-0.137(13)	1.2734(67)
		1	0	1.239(85)	0.714(24)	-0.128(11)	0.8059(46)
	C'_{10}	-1	0	1.91(14)	0.749(20)	-0.141(13)	1.2450(60)
		1	1	1.418(94)	0.705(23)	-0.150(13)	0.9228(68)
		1	-1	1.313(91)	0.685(24)	-0.163(14)	0.8545(63)
		-1	1	1.93(14)	0.772(19)	-0.111(11)	1.2539(84)
		-1	-1	1.82(14)	0.761(20)	-0.117(12)	1.1856(94)
C'_{10}	1	0	1.322(89)	0.692(24)	-0.161(14)	0.8601(66)	
	-1	0	1.83(14)	0.766(20)	-0.117(11)	1.1912(80)	
	1	1	1.91(14)	0.768(19)	-0.113(11)	1.2429(83)	
	1	-1	1.91(14)	0.768(19)	-0.113(11)	1.2429(83)	
	-1	1	1.329(90)	0.692(25)	-0.159(14)	0.8648(56)	
C'_{10}	-1	-1	1.329(90)	0.692(25)	-0.159(14)	0.8648(56)	
	1	0	1.87(14)	0.767(19)	-0.116(11)	1.2145(77)	
	-1	0	1.285(86)	0.688(25)	-0.164(15)	0.8364(62)	

Table 23: The dependence of the Branching Ratio and the observables F_L , A_{FB} and R_ρ corresponding to $B^\pm \rightarrow \rho^\pm ll$ on the real and imaginary parts of the NP WC's $\Delta C_{9,10}$ and $C'_{9,10}$ for the q^2 bins $0.1 - 1$ and $1 - 2$ GeV^2 for a few benchmark values of the real and imaginary parts of the corresponding WC's.

Bin	C_i^{NP}	$Re(C_i^{NP})$	$Im(C_i^{NP})$	Observables			
				$BR \times 10^9$	F_L	A_{FB}	R_ρ
2-4	ΔC_9	1	1	3.05(27)	0.826(15)	0.0103(62)	1.2117(90)
		1	-1	3.28(28)	0.838(14)	0.0096(57)	1.3017(68)
		-1	1	2.14(17)	0.724(22)	-0.127(14)	0.8490(81)
		-1	-1	2.36(18)	0.751(20)	-0.115(12)	0.9390(97)
	ΔC_{10}	1	0	3.07(27)	0.836(14)	0.0102(61)	1.2174(74)
		-1	0	2.15(17)	0.739(21)	-0.126(13)	0.8547(77)
		1	1	1.94(16)	0.823(16)	-0.0471(82)	0.7722(35)
		1	-1	1.94(16)	0.823(16)	-0.0446(84)	0.7722(35)
		-1	1	3.47(28)	0.777(18)	-0.0443(77)	1.3777(52)
		-1	-1	3.47(28)	0.777(18)	-0.0429(78)	1.3777(52)
	C'_9	1	0	1.85(15)	0.828(16)	-0.0483(87)	0.7331(41)
		-1	0	3.37(28)	0.779(18)	-0.0449(80)	1.3386(47)
		1	1	2.32(18)	0.765(19)	-0.0518(90)	0.9219(78)
		1	-1	2.09(17)	0.741(21)	-0.058(10)	0.8296(61)
	C'_{10}	-1	1	3.33(28)	0.826(15)	-0.0362(65)	1.3212(47)
		-1	-1	3.09(27)	0.815(16)	-0.0389(71)	1.2289(71)
		1	0	2.10(16)	0.755(20)	-0.0571(100)	0.8364(57)
		-1	0	3.11(27)	0.824(15)	-0.0387(70)	1.2357(54)
		1	1	3.28(28)	0.821(15)	-0.0382(66)	1.3031(47)
		1	-1	3.28(28)	0.821(15)	-0.0382(66)	1.3031(47)
-1		1	2.13(17)	0.750(21)	-0.054(10)	0.8468(52)	
-1		-1	2.13(17)	0.750(21)	-0.054(10)	0.8468(52)	
4-6	ΔC_9	1	1	3.37(28)	0.712(23)	0.162(14)	1.2772(38)
		1	-1	3.50(28)	0.725(22)	0.155(14)	1.3270(34)
		-1	1	2.21(18)	0.661(26)	0.0217(86)	0.8374(49)
		-1	-1	2.34(18)	0.683(24)	0.0205(82)	0.8872(57)
	ΔC_{10}	1	0	3.32(28)	0.723(23)	0.164(15)	1.2595(33)
		-1	0	2.16(17)	0.676(25)	0.0221(88)	0.8197(41)
		1	1	1.98(17)	0.740(23)	0.109(11)	0.7526(43)
		1	-1	1.98(17)	0.740(23)	0.113(12)	0.7526(43)
		-1	1	3.72(30)	0.680(24)	0.0990(97)	1.4110(67)
		-1	-1	3.72(30)	0.680(24)	0.1010(98)	1.4110(67)
	C'_9	1	0	1.87(16)	0.748(22)	0.117(12)	0.7102(50)
		-1	0	3.61(28)	0.682(24)	0.103(10)	1.3686(60)
		1	1	2.43(19)	0.657(25)	0.122(11)	0.9225(83)
		1	-1	2.29(18)	0.637(27)	0.129(12)	0.8692(75)
	C'_{10}	-1	1	3.42(28)	0.743(21)	0.0867(90)	1.2952(57)
		-1	-1	3.28(28)	0.732(22)	0.0904(94)	1.2419(64)
		1	0	2.25(18)	0.649(26)	0.131(12)	0.8533(70)
		-1	0	3.23(28)	0.742(21)	0.0916(95)	1.2259(63)
		1	1	3.42(28)	0.740(21)	0.0851(89)	1.2955(54)
		1	-1	3.42(28)	0.740(21)	0.0852(89)	1.2955(54)
-1		1	2.29(18)	0.642(27)	0.131(12)	0.8681(69)	
-1		-1	2.29(18)	0.642(27)	0.131(12)	0.8681(69)	
		1	0	3.31(28)	0.744(21)	0.0880(92)	1.2531(57)
		-1	0	2.18(17)	0.643(27)	0.138(13)	0.8257(64)

Table 24: The dependence of the Branching Ratio and the observables F_L , A_{FB} and R_ρ corresponding to $B^\pm \rightarrow \rho^\pm ll$ on the real and imaginary parts of the NP WC's $\Delta C_{9,10}$ and $C'_{9,10}$ for the q^2 bins $2 - 4$ and $4 - 6$ GeV^2 for a few benchmark values of the real and imaginary parts of the corresponding WC's.

Bin	C_i^{NP}	$Re(C_i^{NP})$	$Im(C_i^{NP})$	Observables			
				P_2^-	P_2^+	P_3^-	P_3^+
0.1-1	ΔC_9	1	1	-0.1293(52)	-0.1220(39)	-0.00042(29)	0.0017(11)
		1	-1	-0.1261(52)	-0.1247(37)	0.00157(96)	-0.00022(35)
		-1	1	-0.1256(49)	-0.1188(36)	-0.00067(42)	0.00125(78)
		-1	-1	-0.1228(49)	-0.1212(34)	0.00110(67)	-0.00044(33)
	ΔC_{10}	1	0	-0.1279(52)	-0.1235(38)	0.00059(37)	0.00074(54)
		-1	0	-0.1244(49)	-0.1201(35)	0.00022(14)	0.00041(29)
		1	1	-0.0880(42)	-0.0966(28)	0.00040(25)	0.00057(42)
		1	-1	-0.1005(36)	-0.0853(38)	0.00040(25)	0.00057(42)
	C'_9	-1	1	-0.1505(64)	-0.1570(43)	0.00039(25)	0.00056(41)
		-1	-1	-0.1628(57)	-0.1459(53)	0.00039(25)	0.00056(41)
		1	0	-0.0944(39)	-0.0911(28)	0.00040(25)	0.00057(42)
		-1	0	-0.1569(61)	-0.1517(44)	0.00039(25)	0.00056(41)
	C'_{10}	1	1	-0.1256(50)	-0.1214(36)	0.0252(16)	-0.0344(17)
		1	-1	-0.1257(50)	-0.1213(36)	-0.0362(11)	0.0249(22)
		-1	1	-0.1260(50)	-0.1217(36)	0.0370(11)	-0.0239(25)
		-1	-1	-0.1260(50)	-0.1217(36)	-0.0245(16)	0.0356(20)
	C'_{10}	1	0	-0.1258(50)	-0.1215(36)	-0.00546(59)	-0.0047(17)
		-1	0	-0.1262(50)	-0.1219(36)	0.00627(70)	0.0059(21)
		1	1	-0.1269(51)	-0.1223(37)	0.00615(51)	-0.00474(47)
		1	-1	-0.1266(51)	-0.1226(37)	-0.00536(53)	0.00587(55)
1-2	ΔC_9	-1	1	-0.1251(49)	-0.1205(36)	0.00615(51)	-0.00475(47)
		-1	-1	-0.1247(50)	-0.1208(36)	-0.00536(53)	0.00588(55)
		1	0	-0.1269(51)	-0.1226(37)	0.00039(25)	0.00057(41)
		-1	0	-0.1251(50)	-0.1208(36)	0.00040(25)	0.00057(41)
	ΔC_{10}	1	1	-0.4508(72)	-0.386(21)	-0.0021(16)	0.0096(57)
		1	-1	-0.390(12)	-0.4420(82)	0.0093(54)	-0.0011(20)
		-1	1	-0.418(11)	-0.370(13)	-0.0028(17)	0.0054(32)
		-1	-1	-0.380(13)	-0.4055(83)	0.0049(28)	-0.0019(14)
	C'_9	1	0	-0.429(11)	-0.421(16)	0.0041(25)	0.0047(32)
		-1	0	-0.404(13)	-0.393(10)	0.00122(79)	0.0019(13)
		1	1	-0.319(17)	-0.3722(99)	0.0027(17)	0.0035(23)
		1	-1	-0.387(12)	-0.308(20)	0.0027(17)	0.0035(23)
	C'_{10}	-1	1	-0.421(11)	-0.4647(53)	0.0020(13)	0.0026(18)
		-1	-1	-0.4712(50)	-0.416(19)	0.0020(13)	0.0026(18)
		1	0	-0.361(15)	-0.347(12)	0.0028(17)	0.0035(23)
		-1	0	-0.4533(85)	-0.447(12)	0.0021(13)	0.0027(18)
	C'_9	1	1	-0.405(11)	-0.396(11)	0.0769(61)	-0.1255(62)
		1	-1	-0.406(11)	-0.395(11)	-0.1296(26)	0.076(10)
		-1	1	-0.407(11)	-0.398(11)	0.1345(32)	-0.071(12)
		-1	-1	-0.408(11)	-0.397(11)	-0.0729(67)	0.1317(78)
C'_{10}	1	0	-0.413(12)	-0.403(12)	-0.0267(38)	-0.0249(83)	
	-1	0	-0.415(12)	-0.405(12)	0.0316(45)	0.031(10)	
	1	1	-0.408(11)	-0.398(11)	0.0749(57)	-0.0638(42)	
	1	-1	-0.407(11)	-0.399(11)	-0.0703(61)	0.0697(46)	
C'_{10}	-1	1	-0.406(11)	-0.395(11)	0.0762(62)	-0.0648(41)	
	-1	-1	-0.404(11)	-0.396(11)	-0.0715(62)	0.0708(50)	
	1	0	-0.415(12)	-0.405(12)	0.0023(14)	0.0030(20)	
	-1	0	-0.413(12)	-0.402(12)	0.0024(15)	0.0031(21)	

Table 25: The dependence of some of the optimized observables corresponding to $B^+ \rightarrow \rho^+ ll$ and $B^- \rightarrow \rho^- ll$ on the real and imaginary parts of the NP WC's $\Delta C_{9,10}$ and $C'_{9,10}$ for the q^2 bins 0.1 – 1 and 1 – 2 GeV^2 for a few benchmark values of the real and imaginary parts of the corresponding WC's.

Bin	C_i^{NP}	$Re(C_i^{NP})$	$Im(C_i^{NP})$	Observables			
				P_2^-	P_2^+	P_3^-	P_3^+
2-4	ΔC_9	1	1	0.051(35)	0.038(31)	-0.0011(18)	0.0131(70)
		1	-1	0.044(30)	0.048(40)	0.0124(67)	-0.00018(276)
		-1	1	-0.363(19)	-0.303(30)	-0.0039(23)	0.0092(50)
		-1	-1	-0.310(13)	-0.361(22)	0.0082(45)	-0.0027(21)
		1	0	0.050(34)	0.045(37)	0.0067(38)	0.0075(44)
		-1	0	-0.351(15)	-0.345(28)	0.0028(17)	0.0040(25)
	ΔC_{10}	1	1	-0.125(25)	-0.273(28)	0.0072(42)	0.0087(53)
		1	-1	-0.268(37)	-0.114(58)	0.0072(42)	0.0087(53)
		-1	1	-0.112(20)	-0.177(24)	0.0031(18)	0.0038(23)
		-1	-1	-0.173(28)	-0.108(37)	0.0031(18)	0.0038(23)
		1	0	-0.215(30)	-0.211(45)	0.0079(46)	0.0095(57)
		-1	0	-0.148(25)	-0.148(31)	0.0032(19)	0.0040(23)
	C_9'	1	1	-0.159(25)	-0.160(33)	0.0024(75)	-0.0840(89)
		1	-1	-0.160(25)	-0.159(33)	-0.080(14)	-0.0021(189)
		-1	1	-0.157(25)	-0.157(33)	0.087(15)	0.013(21)
		-1	-1	-0.158(25)	-0.156(33)	0.0062(90)	0.0925(98)
		1	0	-0.169(26)	-0.168(35)	-0.0407(92)	-0.045(13)
		-1	0	-0.166(26)	-0.165(35)	0.049(11)	0.055(15)
	C_{10}'	1	1	-0.163(24)	-0.159(32)	0.1998(49)	-0.1862(73)
		1	-1	-0.160(24)	-0.162(32)	-0.1915(77)	0.1965(38)
		-1	1	-0.157(26)	-0.154(34)	0.2108(75)	-0.1961(61)
		-1	-1	-0.154(26)	-0.157(34)	-0.2019(73)	0.2070(68)
		1	0	-0.170(25)	-0.169(34)	0.0044(25)	0.0054(32)
		-1	0	-0.165(27)	-0.164(36)	0.0047(28)	0.0058(35)
4-6	ΔC_9	1	1	0.4069(92)	0.3748(77)	0.0017(18)	0.0082(41)
		1	-1	0.354(20)	0.436(14)	0.0087(44)	0.0021(21)
		-1	1	0.011(23)	0.069(27)	-0.0013(14)	0.0081(41)
		-1	-1	0.010(20)	0.086(36)	0.0078(39)	-0.00023(171)
		1	0	0.398(16)	0.4214(79)	0.0057(32)	0.0056(30)
		-1	0	0.011(22)	0.081(32)	0.0039(22)	0.0046(26)
	ΔC_{10}	1	1	0.337(13)	0.249(16)	0.0079(43)	0.0080(43)
		1	-1	0.205(42)	0.388(28)	0.0079(43)	0.0080(43)
		-1	1	0.219(12)	0.206(14)	0.0033(18)	0.0035(20)
		-1	-1	0.164(24)	0.267(26)	0.0033(18)	0.0035(20)
		1	0	0.298(28)	0.347(17)	0.0086(47)	0.0088(47)
		-1	0	0.199(18)	0.246(20)	0.0034(19)	0.0037(20)
	C_9'	1	1	0.218(20)	0.268(20)	-0.0905(69)	0.0303(75)
		1	-1	0.220(20)	0.265(19)	0.022(15)	-0.106(13)
		-1	1	0.211(19)	0.258(19)	-0.012(16)	0.113(15)
		-1	-1	0.212(19)	0.256(18)	0.0972(91)	-0.0193(85)
		1	0	0.232(21)	0.281(20)	-0.037(11)	-0.0403(100)
		-1	0	0.223(20)	0.270(19)	0.045(13)	0.049(12)
	C_{10}'	1	1	0.203(19)	0.251(20)	0.2030(18)	-0.1843(92)
		1	-1	0.206(18)	0.249(20)	-0.1940(61)	0.1938(57)
		-1	1	0.225(21)	0.275(20)	0.2166(47)	-0.1959(94)
		-1	-1	0.228(21)	0.273(19)	-0.2069(42)	0.2062(82)
		1	0	0.215(20)	0.263(20)	0.0047(26)	0.0050(27)
		-1	0	0.240(23)	0.289(20)	0.0051(28)	0.0054(30)

Table 26: The dependence of some of the optimized observables corresponding to $B^+ \rightarrow \rho^+ ll$ and $B^- \rightarrow \rho^- ll$ on the real and imaginary parts of the NP WC's $\Delta C_{9,10}$ and $C'_{9,10}$ for the q^2 bins 2 – 4 and 4 – 6 GeV^2 for a few benchmark values of the real and imaginary parts of the corresponding WC's.

Bin	C_i^{NP}	$Re(C_i^{NP})$	$Im(C_i^{NP})$	Observables				
				$P_6^{\prime-}$	$P_6^{\prime+}$	$P_8^{\prime-}$	$P_8^{\prime+}$	
0.1-1	ΔC_9	1	1	-0.175(21)	-0.059(25)	0.180(14)	-0.211(26)	
		1	-1	-0.181(23)	-0.062(27)	-0.037(16)	-0.085(29)	
		-1	1	-0.159(19)	-0.068(30)	0.202(12)	-0.227(24)	
		-1	-1	-0.164(20)	-0.072(31)	0.0052(176)	-0.082(27)	
	ΔC_{10}	1	0	-0.183(22)	-0.061(26)	0.075(16)	-0.150(28)	
		-1	0	-0.166(20)	-0.071(31)	0.108(15)	-0.158(26)	
		1	1	-0.460(19)	0.111(23)	0.118(19)	-0.161(29)	
		1	-1	0.130(23)	-0.213(22)	0.118(19)	-0.161(29)	
	C_9'	-1	1	-0.365(21)	0.066(34)	0.075(13)	-0.142(25)	
		-1	-1	0.0093(229)	-0.219(32)	0.075(13)	-0.142(25)	
		1	0	-0.173(21)	-0.051(22)	0.124(20)	-0.163(29)	
		-1	0	-0.182(22)	-0.077(33)	0.077(13)	-0.143(25)	
	C_{10}'	1	1	-0.170(21)	-0.074(32)	0.0027(162)	-0.113(28)	
		1	-1	-0.163(19)	-0.071(31)	0.207(12)	-0.198(25)	
		-1	1	-0.176(22)	-0.059(26)	-0.036(15)	-0.112(29)	
		-1	-1	-0.168(20)	-0.058(25)	0.176(15)	-0.183(27)	
			1	0	-0.171(20)	-0.073(32)	0.110(15)	-0.158(26)
			-1	0	-0.177(22)	-0.059(26)	0.075(16)	-0.149(28)
			1	1	0.0093(230)	-0.220(32)	0.048(13)	-0.127(25)
			1	-1	-0.367(21)	0.067(34)	0.103(12)	-0.159(25)
		-1	1	0.130(23)	-0.212(22)	0.075(20)	-0.143(28)	
		-1	-1	-0.458(19)	0.111(23)	0.161(18)	-0.178(29)	
		1	0	-0.183(22)	-0.077(33)	0.077(13)	-0.144(25)	
		-1	0	-0.172(20)	-0.051(22)	0.124(20)	-0.162(29)	
1-2	ΔC_9	1	1	-0.083(43)	-0.159(34)	-0.012(11)	-0.182(30)	
		1	-1	-0.071(36)	-0.168(39)	-0.2239(72)	0.033(37)	
		-1	1	-0.077(40)	-0.166(37)	0.0108(85)	-0.149(24)	
		-1	-1	-0.066(34)	-0.170(40)	-0.1902(57)	0.076(27)	
	ΔC_{10}	1	0	-0.079(40)	-0.166(37)	-0.1302(97)	-0.079(35)	
		-1	0	-0.074(38)	-0.172(39)	-0.1011(70)	-0.038(27)	
		1	1	-0.378(37)	0.122(35)	-0.1516(91)	-0.066(35)	
		1	-1	0.229(39)	-0.403(30)	-0.1516(91)	-0.066(35)	
	C_9'	-1	1	-0.246(38)	0.017(42)	-0.0867(55)	-0.049(26)	
		-1	-1	0.101(37)	-0.371(37)	-0.0867(55)	-0.049(26)	
		1	0	-0.079(40)	-0.144(33)	-0.1601(97)	-0.068(36)	
		-1	0	-0.075(38)	-0.180(40)	-0.0890(56)	-0.050(27)	
			1	1	-0.074(38)	-0.182(41)	-0.1423(62)	-0.043(29)
			1	-1	-0.083(42)	-0.186(42)	-0.0054(63)	-0.062(27)
			-1	1	-0.066(34)	-0.145(33)	-0.193(11)	-0.053(33)
			-1	-1	-0.071(36)	-0.147(33)	-0.0780(83)	-0.068(31)
			1	0	-0.081(42)	-0.188(43)	-0.0806(55)	-0.054(29)
			-1	0	-0.070(36)	-0.148(33)	-0.1423(97)	-0.061(32)
			1	1	0.108(40)	-0.394(40)	-0.1899(56)	0.014(27)
			1	-1	-0.263(40)	0.018(45)	0.0051(81)	-0.118(28)
C_{10}'	-1	1	0.213(36)	-0.376(27)	-0.2891(89)	0.017(32)		
	-1	-1	-0.351(36)	0.113(32)	0.0077(122)	-0.140(34)		
	1	0	-0.080(41)	-0.191(43)	-0.0950(57)	-0.053(28)		
	-1	0	-0.073(38)	-0.134(30)	-0.1483(92)	-0.063(34)		

Table 27: The dependence of some of the optimized observables corresponding to $B^+ \rightarrow \rho^+ ll$ and $B^- \rightarrow \rho^- ll$ on the real and imaginary parts of the NP WC's $\Delta C_{9,10}$ and $C'_{9,10}$ for the q^2 bins 0.1 – 1 and 1 – 2 GeV^2 for a few benchmark values of the real and imaginary parts of the corresponding WC's.

Bin	C_i^{NP}	$Re(C_i^{NP})$	$Im(C_i^{NP})$	Observables				
				P_6^-	P_6^+	P_8^-	P_8^+	
2-4	ΔC_9	1	1	0.010(42)	-0.226(28)	0.0096(166)	-0.171(20)	
		1	-1	0.0094(366)	-0.244(36)	-0.132(16)	0.0026(302)	
		-1	1	0.012(49)	-0.271(37)	0.0114(87)	-0.138(17)	
		-1	-1	0.011(41)	-0.282(45)	-0.1499(73)	0.072(24)	
	ΔC_{10}	1	0	0.010(41)	-0.243(33)	-0.070(17)	-0.090(27)	
		-1	0	0.012(47)	-0.288(42)	-0.0800(85)	-0.036(22)	
		1	1	-0.237(50)	0.015(47)	-0.110(18)	-0.090(34)	
		1	-1	0.262(47)	-0.552(27)	-0.110(18)	-0.090(34)	
	C'_9	-1	1	-0.108(40)	-0.091(39)	-0.0518(92)	-0.048(18)	
		-1	-1	0.127(37)	-0.392(31)	-0.0518(92)	-0.048(18)	
		1	0	0.014(52)	-0.285(38)	-0.119(20)	-0.095(36)	
		-1	0	0.0100(397)	-0.249(36)	-0.0536(95)	-0.049(19)	
	C'_{10}	1	1	0.011(45)	-0.281(40)	0.0034(136)	-0.130(23)	
		1	-1	0.013(49)	-0.295(41)	-0.0796(67)	0.0012(197)	
		-1	1	0.0092(364)	-0.220(31)	-0.065(18)	-0.110(27)	
		-1	-1	0.0098(388)	-0.227(32)	-0.134(13)	-0.0073(254)	
		C'_9	1	0	0.013(49)	-0.301(42)	-0.038(10)	-0.069(22)
			-1	0	0.0099(392)	-0.232(33)	-0.103(16)	-0.062(27)
			1	1	0.149(43)	-0.457(35)	-0.2082(98)	0.069(22)
			1	-1	-0.126(47)	-0.106(45)	0.087(13)	-0.181(21)
C'_{10}		-1	1	0.205(36)	-0.435(23)	-0.297(14)	0.088(27)	
		-1	-1	-0.186(41)	0.012(37)	0.124(17)	-0.230(27)	
		1	0	0.012(47)	-0.292(41)	-0.063(11)	-0.058(22)	
		-1	0	0.010(40)	-0.221(31)	-0.091(16)	-0.074(28)	
4-6	ΔC_9	1	1	-0.040(40)	-0.185(26)	-0.0019(184)	-0.124(14)	
		1	-1	-0.036(35)	-0.194(31)	-0.078(18)	-0.048(22)	
		-1	1	-0.057(57)	-0.270(40)	0.014(12)	-0.115(10)	
		-1	-1	-0.049(49)	-0.285(48)	-0.094(12)	-0.00030(2094)	
	ΔC_{10}	1	0	-0.039(39)	-0.196(29)	-0.044(19)	-0.090(18)	
		-1	0	-0.056(55)	-0.291(45)	-0.046(13)	-0.062(17)	
		1	1	-0.196(53)	-0.102(48)	-0.065(24)	-0.111(24)	
		1	-1	0.095(47)	-0.389(24)	-0.065(24)	-0.111(24)	
	C'_9	-1	1	-0.111(42)	-0.141(39)	-0.032(12)	-0.057(13)	
		-1	-1	0.029(39)	-0.287(29)	-0.032(12)	-0.057(13)	
		1	0	-0.054(53)	-0.262(37)	-0.070(26)	-0.118(25)	
		-1	0	-0.043(42)	-0.221(35)	-0.033(12)	-0.059(14)	
	C'_{10}	1	1	-0.050(49)	-0.254(39)	0.079(16)	-0.186(15)	
		1	-1	-0.052(51)	-0.265(40)	-0.122(12)	0.031(14)	
		-1	1	-0.039(38)	-0.197(30)	0.016(19)	-0.155(20)	
		-1	-1	-0.040(40)	-0.202(31)	-0.141(17)	0.013(19)	
		C'_9	1	0	-0.053(53)	-0.272(41)	-0.021(15)	-0.084(15)
			-1	0	-0.041(41)	-0.207(32)	-0.064(19)	-0.075(20)
			1	1	0.034(46)	-0.334(32)	-0.179(14)	0.066(17)
			1	-1	-0.130(49)	-0.163(45)	0.105(15)	-0.198(14)
C'_{10}		-1	1	0.074(37)	-0.308(22)	-0.248(19)	0.087(23)	
		-1	-1	-0.153(41)	-0.082(39)	0.145(20)	-0.263(18)	
		1	0	-0.050(50)	-0.258(40)	-0.039(14)	-0.069(16)	
		-1	0	-0.041(41)	-0.205(31)	-0.054(20)	-0.092(21)	

Table 28: The dependence of some of the optimized observables corresponding to $B^+ \rightarrow \rho^+ ll$ and $B^- \rightarrow \rho^- ll$ on the real and imaginary parts of the NP WC's $\Delta C_{9,10}$ and $C'_{9,10}$ for the q^2 bins 2 – 4 and 4 – 6 GeV^2 for a few benchmark values of the real and imaginary parts of the corresponding WC's.

Bin	C_i^{NP}	$Re(C_i^{NP})$	$Im(C_i^{NP})$	Observables			
				\overline{P}_2^0	P_2^0	\overline{P}_3^0	P_3^0
0.1-1	ΔC_9	1	1	-0.0784(22)	-0.0791(36)	-0.00067(42)	0.00146(91)
		1	-1	-0.0772(21)	-0.0803(33)	0.00131(80)	-0.00046(37)
		-1	1	-0.0764(21)	-0.0769(32)	-0.00079(48)	0.00115(71)
		-1	-1	-0.0753(21)	-0.0778(30)	0.00097(59)	-0.00056(37)
	ΔC_{10}	1	0	-0.0779(22)	-0.0798(34)	0.00033(20)	0.00051(37)
		-1	0	-0.0759(21)	-0.0775(31)	0.000099(64)	0.00030(22)
		1	1	-0.0513(19)	-0.0645(18)	0.00021(12)	0.00040(29)
		1	-1	-0.0636(19)	-0.0530(39)	0.00021(12)	0.00040(29)
		-1	1	-0.0896(27)	-0.1034(31)	0.00020(12)	0.00039(29)
		-1	-1	-0.1016(27)	-0.0921(53)	0.00020(12)	0.00039(29)
		1	0	-0.0576(17)	-0.0588(25)	0.00021(12)	0.00040(29)
		-1	0	-0.0957(26)	-0.0979(40)	0.00020(12)	0.00039(29)
	C'_9	1	1	-0.0766(21)	-0.0784(32)	0.0270(11)	-0.0328(11)
		1	-1	-0.0767(21)	-0.0783(32)	-0.0339(11)	0.0269(18)
		-1	1	-0.0768(21)	-0.0786(33)	0.0344(11)	-0.0262(20)
		-1	-1	-0.0769(21)	-0.0785(33)	-0.0267(11)	0.0337(15)
	C'_{10}	1	0	-0.0768(21)	-0.0785(32)	-0.00346(27)	-0.0029(13)
		-1	0	-0.0770(22)	-0.0787(33)	0.00388(29)	0.0038(15)
		1	1	-0.0775(22)	-0.0789(33)	0.00587(43)	-0.00499(41)
		1	-1	-0.0772(22)	-0.0792(33)	-0.00545(42)	0.00578(46)
-1		1	-0.0764(21)	-0.0777(32)	0.00587(44)	-0.00499(41)	
-1		-1	-0.0760(21)	-0.0780(32)	-0.00546(43)	0.00579(46)	
1		0	-0.0774(22)	-0.0791(33)	0.00021(12)	0.00040(29)	
-1		0	-0.0763(21)	-0.0780(32)	0.00021(12)	0.00040(29)	
1-2	ΔC_9	1	1	-0.2640(47)	-0.257(20)	-0.0037(23)	0.0084(50)
		1	-1	-0.2417(27)	-0.281(14)	0.0079(46)	-0.0027(21)
		-1	1	-0.2497(47)	-0.243(13)	-0.0034(20)	0.0050(28)
		-1	-1	-0.2355(41)	-0.2577(91)	0.0043(25)	-0.0025(16)
	ΔC_{10}	1	0	-0.2584(35)	-0.274(18)	0.0024(14)	0.0032(22)
		-1	0	-0.2462(46)	-0.254(11)	0.00060(39)	0.00138(96)
		1	1	-0.1798(67)	-0.2536(70)	0.00149(91)	0.0024(16)
		1	-1	-0.2470(79)	-0.189(21)	0.00149(91)	0.0024(16)
		-1	1	-0.2459(20)	-0.3097(74)	0.00111(68)	0.0018(11)
		-1	-1	-0.2962(78)	-0.260(21)	0.00111(68)	0.0018(11)
		1	0	-0.2182(53)	-0.226(13)	0.00152(93)	0.0024(17)
		-1	0	-0.2755(36)	-0.290(14)	0.00113(69)	0.0018(13)
	C'_9	1	1	-0.2456(36)	-0.257(13)	0.0865(43)	-0.1169(40)
		1	-1	-0.2460(37)	-0.256(13)	-0.1191(22)	0.0856(81)
		-1	1	-0.2467(35)	-0.258(13)	0.1220(22)	-0.0821(92)
		-1	-1	-0.2472(35)	-0.258(13)	-0.0845(45)	0.1214(50)
	C'_{10}	1	0	-0.2504(39)	-0.261(14)	-0.0165(20)	-0.0158(57)
		-1	0	-0.2517(37)	-0.263(14)	0.0192(23)	0.0201(70)
		1	1	-0.2481(38)	-0.258(13)	0.0726(52)	-0.0657(42)
		1	-1	-0.2464(35)	-0.259(13)	-0.0701(52)	0.0698(43)
-1		1	-0.2463(36)	-0.256(13)	0.0739(55)	-0.0667(42)	
-1		-1	-0.2446(36)	-0.257(13)	-0.0713(54)	0.0709(46)	
1		0	-0.2519(39)	-0.263(14)	0.00129(78)	0.0021(14)	
-1		0	-0.2502(38)	-0.261(14)	0.00131(80)	0.0021(15)	

Table 29: The dependence of some of the optimized observables corresponding to tagged $\bar{B}^0 \rightarrow \rho^0 ll$ and $B^0 \rightarrow \rho^0 ll$ on the real and imaginary parts of the NP WC's $\Delta C_{9,10}$ and $C'_{9,10}$ for the q^2 bins 0.1 – 1 and 1 – 2 GeV^2 for a few benchmark values of the real and imaginary parts of the corresponding WC's.

Bin	C_i^{NP}	$Re(C_i^{NP})$	$Im(C_i^{NP})$	Observables			
				\overline{P}_2^0	P_2^0	\overline{P}_3^0	P_3^0
2-4	ΔC_9	1	1	0.032(27)	0.024(26)	-0.0037(23)	0.0112(60)
		1	-1	0.029(25)	0.028(30)	0.0105(56)	-0.0028(25)
		-1	1	-0.219(16)	-0.197(25)	-0.0050(28)	0.0084(46)
		-1	-1	-0.199(12)	-0.221(21)	0.0073(40)	-0.0039(23)
	ΔC_{10}	1	0	0.032(27)	0.028(29)	0.0040(22)	0.0049(30)
		-1	0	-0.219(14)	-0.218(25)	0.00150(91)	0.0027(17)
		1	1	-0.049(16)	-0.201(19)	0.0042(23)	0.0059(35)
		1	-1	-0.195(36)	-0.045(51)	0.0042(23)	0.0059(35)
		-1	1	-0.057(14)	-0.124(18)	0.0018(10)	0.0025(16)
		-1	-1	-0.120(25)	-0.057(32)	0.0018(10)	0.0025(16)
		1	0	-0.133(24)	-0.135(37)	0.0045(26)	0.0064(39)
		-1	0	-0.092(20)	-0.094(25)	0.0019(11)	0.0026(16)
	C'_9	1	1	-0.099(20)	-0.101(27)	0.0178(63)	-0.0691(72)
		1	-1	-0.100(20)	-0.101(27)	-0.0642(88)	0.013(14)
		-1	1	-0.098(20)	-0.100(27)	0.0679(92)	-0.0056(154)
		-1	-1	-0.098(20)	-0.099(27)	-0.0126(70)	0.0746(77)
	C'_{10}	1	0	-0.105(21)	-0.107(28)	-0.0244(52)	-0.0295(86)
		-1	0	-0.103(21)	-0.105(28)	0.0292(60)	0.036(10)
		1	1	-0.102(20)	-0.101(26)	0.1973(51)	-0.1887(66)
		1	-1	-0.099(20)	-0.103(26)	-0.1924(67)	0.1956(41)
		-1	1	-0.098(21)	-0.097(28)	0.2080(69)	-0.1987(60)
		-1	-1	-0.095(21)	-0.100(27)	-0.2029(67)	0.2061(63)
		1	0	-0.106(21)	-0.107(28)	0.0025(15)	0.0036(22)
		-1	0	-0.102(22)	-0.104(29)	0.0027(16)	0.0039(23)
4-6	ΔC_9	1	1	0.234(14)	0.2532(81)	-0.00053(103)	0.0067(33)
		1	-1	0.216(18)	0.280(14)	0.0068(34)	-0.000057(1290)
		-1	1	-0.0064(201)	0.057(24)	-0.0028(16)	0.0071(35)
		-1	-1	-0.0053(179)	0.065(29)	0.0066(33)	-0.0019(15)
	ΔC_{10}	1	0	0.236(17)	0.278(11)	0.0035(19)	0.0037(20)
		-1	0	-0.0062(201)	0.064(27)	0.0023(13)	0.0031(17)
		1	1	0.2207(87)	0.147(10)	0.0047(26)	0.0053(28)
		1	-1	0.087(41)	0.285(32)	0.0047(26)	0.0053(28)
		-1	1	0.1379(91)	0.129(12)	0.0020(11)	0.0023(13)
		-1	-1	0.081(23)	0.190(25)	0.0020(11)	0.0023(13)
		1	0	0.169(27)	0.236(18)	0.0051(28)	0.0058(31)
		-1	0	0.114(17)	0.165(18)	0.0021(11)	0.0024(13)
	C'_9	1	1	0.125(19)	0.181(19)	-0.0789(47)	0.0410(57)
		1	-1	0.125(19)	0.179(18)	0.0381(95)	-0.0912(88)
		-1	1	0.120(18)	0.174(18)	-0.031(10)	0.095(10)
		-1	-1	0.121(18)	0.173(18)	0.0819(57)	-0.0330(61)
	C'_{10}	1	0	0.132(20)	0.190(19)	-0.0216(66)	-0.0267(65)
		-1	0	0.127(19)	0.183(19)	0.0266(77)	0.0323(77)
		1	1	0.115(18)	0.170(19)	0.1994(31)	-0.1876(80)
		1	-1	0.118(17)	0.168(18)	-0.1940(57)	0.1938(55)
		-1	1	0.128(20)	0.186(19)	0.2125(47)	-0.1996(81)
		-1	-1	0.131(19)	0.184(18)	-0.2068(47)	0.2063(74)
		1	0	0.123(19)	0.178(19)	0.0028(15)	0.0033(18)
		-1	0	0.137(21)	0.195(19)	0.0031(17)	0.0035(20)

Table 30: The dependence of some of the optimized observables corresponding to tagged $\bar{B}^0 \rightarrow \rho^0 ll$ and $B^0 \rightarrow \rho^0 ll$ on the real and imaginary parts of the NP WC's $\Delta C_{9,10}$ and $C'_{9,10}$ for the q^2 bins 2–4 and 4–6 GeV² for a few benchmark values of the real and imaginary parts of the corresponding WC's.

Bin	C_i^{NP}	$Re(C_i^{NP})$	$Im(C_i^{NP})$	Observables				
				$\overline{P_6^{\prime 0}}$	$P_6^{\prime 0}$	$\overline{P_8^{\prime 0}}$	$P_8^{\prime 0}$	
0.1-1	ΔC_9	1	1	-0.131(20)	-0.110(33)	0.0924(28)	-0.148(20)	
		1	-1	-0.134(21)	-0.113(35)	-0.0900(33)	0.026(22)	
		-1	1	-0.155(24)	-0.132(40)	0.1345(45)	-0.159(16)	
		-1	-1	-0.161(25)	-0.136(42)	-0.0821(54)	0.050(18)	
	ΔC_{10}	1	0	-0.135(21)	-0.113(35)	0.0021(32)	-0.063(21)	
		-1	0	-0.162(25)	-0.137(42)	0.0288(53)	-0.057(18)	
		1	1	-0.278(22)	0.050(35)	0.0164(47)	-0.068(22)	
		1	-1	0.027(18)	-0.258(29)	0.0164(47)	-0.068(22)	
	C_9'	-1	1	-0.270(26)	-0.018(44)	0.0121(35)	-0.052(17)	
		-1	-1	-0.045(23)	-0.251(38)	0.0121(35)	-0.052(17)	
		1	0	-0.129(20)	-0.107(33)	0.0168(49)	-0.070(23)	
		-1	0	-0.160(25)	-0.136(42)	0.0122(35)	-0.053(17)	
	C_{10}'	1	1	-0.166(26)	-0.140(43)	-0.0625(47)	0.027(18)	
		1	-1	-0.159(24)	-0.137(41)	0.1105(51)	-0.137(16)	
		-1	1	-0.130(20)	-0.109(33)	-0.0652(28)	0.0031(211)	
		-1	-1	-0.127(20)	-0.108(33)	0.0722(35)	-0.125(20)	
			1	0	-0.167(26)	-0.141(43)	0.0264(52)	-0.057(18)
			-1	0	-0.130(20)	-0.110(34)	0.0045(33)	-0.062(21)
			1	1	-0.045(23)	-0.253(39)	-0.0116(39)	-0.030(17)
			1	-1	-0.271(26)	-0.018(44)	0.0358(32)	-0.074(17)
			-1	1	0.027(17)	-0.257(29)	-0.0156(52)	-0.039(22)
			-1	-1	-0.277(22)	0.049(35)	0.0481(45)	-0.097(22)
			1	0	-0.161(25)	-0.137(42)	0.0123(35)	-0.053(17)
			-1	0	-0.128(20)	-0.106(33)	0.0167(49)	-0.070(23)
1-2	ΔC_9	1	1	-0.181(32)	-0.154(40)	0.0798(52)	-0.174(19)	
		1	-1	-0.175(31)	-0.162(45)	-0.1536(28)	0.056(25)	
		-1	1	-0.185(33)	-0.161(43)	0.1122(14)	-0.157(13)	
		-1	-1	-0.182(33)	-0.167(47)	-0.1294(16)	0.083(16)	
	ΔC_{10}	1	0	-0.183(32)	-0.162(43)	-0.0399(42)	-0.063(23)	
		-1	0	-0.190(34)	-0.169(46)	-0.0097(13)	-0.040(16)	
		1	1	-0.349(31)	0.047(45)	-0.0304(30)	-0.062(23)	
		1	-1	0.014(28)	-0.340(34)	-0.0304(30)	-0.062(23)	
	C_9'	-1	1	-0.300(34)	-0.036(48)	-0.0196(20)	-0.041(16)	
		-1	-1	-0.066(32)	-0.292(41)	-0.0196(20)	-0.041(16)	
		1	0	-0.174(31)	-0.151(41)	-0.0316(31)	-0.064(24)	
		-1	0	-0.187(34)	-0.168(46)	-0.0200(20)	-0.042(16)	
			1	1	-0.203(36)	-0.180(49)	-0.0563(35)	-0.0037(170)
			1	-1	-0.200(35)	-0.179(48)	0.0255(38)	-0.079(15)
			-1	1	-0.160(29)	-0.141(38)	-0.0634(49)	-0.026(22)
			-1	-1	-0.158(28)	-0.141(38)	0.0013(35)	-0.086(20)
			1	0	-0.208(37)	-0.185(50)	-0.0156(15)	-0.043(16)
			-1	0	-0.163(29)	-0.144(39)	-0.0317(34)	-0.058(22)
			1	1	-0.070(34)	-0.310(43)	-0.1070(34)	0.038(17)
			1	-1	-0.320(36)	-0.039(51)	0.0653(43)	-0.126(17)
			-1	1	0.013(26)	-0.317(32)	-0.1448(44)	0.051(22)
			-1	-1	-0.324(30)	0.044(42)	0.0883(56)	-0.167(22)
			1	0	-0.200(35)	-0.179(48)	-0.0214(21)	-0.045(17)
			-1	0	-0.161(29)	-0.141(38)	-0.0293(30)	-0.060(23)

Table 31: The dependence of some of the optimized observables corresponding to tagged $\bar{B}^0 \rightarrow \rho^0 ll$ and $B^0 \rightarrow \rho^0 ll$ on the real and imaginary parts of the NP WC's $\Delta C_{9,10}$ and $C'_{9,10}$ for the q^2 bins 0.1 – 1 and 1 – 2 GeV² for a few benchmark values of the real and imaginary parts of the corresponding WC's.

Bin	C_i^{NP}	$Re(C_i^{NP})$	$Im(C_i^{NP})$	Observables			
				$\overline{P_6^{\prime 0}}$	$P_6^{\prime 0}$	$\overline{P_8^{\prime 0}}$	$P_8^{\prime 0}$
2-4	ΔC_9	1	1	-0.155(36)	-0.140(33)	0.0426(88)	-0.134(12)
		1	-1	-0.147(33)	-0.151(39)	-0.1219(82)	0.031(19)
		-1	1	-0.180(41)	-0.166(41)	0.0787(45)	-0.1321(79)
		-1	-1	-0.173(38)	-0.178(47)	-0.1158(35)	0.064(14)
	ΔC_{10}	1	0	-0.157(36)	-0.152(37)	-0.0435(89)	-0.057(16)
		-1	0	-0.185(41)	-0.180(46)	-0.0214(42)	-0.039(12)
		1	1	-0.347(42)	0.0032(523)	-0.0479(92)	-0.069(20)
		1	-1	-0.015(38)	-0.351(33)	-0.0479(92)	-0.069(20)
	C_9'	-1	1	-0.232(36)	-0.059(41)	-0.0235(47)	-0.035(10)
		-1	-1	-0.069(33)	-0.235(33)	-0.0235(47)	-0.035(10)
		1	0	-0.194(42)	-0.186(45)	-0.0515(99)	-0.074(22)
		-1	0	-0.156(36)	-0.152(38)	-0.0243(50)	-0.036(11)
	C_{10}'	1	1	-0.185(42)	-0.180(45)	0.0273(83)	-0.092(12)
		1	-1	-0.183(41)	-0.178(44)	-0.0788(47)	0.018(11)
		-1	1	-0.144(33)	-0.140(35)	0.0053(99)	-0.097(17)
		-1	-1	-0.143(32)	-0.139(35)	-0.0774(64)	-0.011(16)
	C_{10}'	1	0	-0.194(44)	-0.188(47)	-0.0273(52)	-0.039(11)
		-1	0	-0.150(34)	-0.145(36)	-0.0377(78)	-0.056(17)
		1	1	-0.081(38)	-0.274(38)	-0.1684(57)	0.098(13)
		1	-1	-0.271(42)	-0.069(48)	0.1135(73)	-0.178(12)
C_{10}'	-1	1	-0.012(30)	-0.276(28)	-0.2311(67)	0.133(18)	
	-1	-1	-0.273(35)	0.0023(414)	0.1558(94)	-0.242(16)	
	1	0	-0.183(41)	-0.178(44)	-0.0286(57)	-0.042(12)	
	-1	0	-0.150(34)	-0.144(36)	-0.0397(80)	-0.058(17)	
4-6	ΔC_9	1	1	-0.129(36)	-0.118(30)	0.0027(110)	-0.0787(79)
		1	-1	-0.124(34)	-0.125(33)	-0.078(11)	-0.0055(138)
		-1	1	-0.185(51)	-0.171(44)	0.0333(76)	-0.0868(50)
		-1	-1	-0.177(47)	-0.183(50)	-0.0825(68)	0.021(12)
	ΔC_{10}	1	0	-0.131(36)	-0.126(33)	-0.040(11)	-0.045(11)
		-1	0	-0.190(52)	-0.187(49)	-0.0272(77)	-0.0368(92)
		1	1	-0.265(49)	-0.079(51)	-0.050(14)	-0.060(14)
		1	-1	-0.071(42)	-0.242(31)	-0.050(14)	-0.060(14)
	C_9'	-1	1	-0.186(41)	-0.095(41)	-0.0246(70)	-0.0298(76)
		-1	-1	-0.092(37)	-0.177(32)	-0.0246(70)	-0.0298(76)
		1	0	-0.180(49)	-0.172(43)	-0.054(15)	-0.064(15)
		-1	0	-0.144(40)	-0.141(37)	-0.0255(73)	-0.0308(79)
	C_{10}'	1	1	-0.172(47)	-0.167(44)	0.0735(99)	-0.1392(87)
		1	-1	-0.170(47)	-0.166(43)	-0.1325(70)	0.0743(82)
		-1	1	-0.133(37)	-0.128(34)	0.044(12)	-0.128(12)
		-1	-1	-0.132(36)	-0.128(34)	-0.1151(97)	0.036(12)
	C_{10}'	1	0	-0.180(49)	-0.175(46)	-0.0316(85)	-0.0338(85)
		-1	0	-0.138(38)	-0.133(35)	-0.037(11)	-0.048(12)
		1	1	-0.107(43)	-0.205(36)	-0.1689(85)	0.102(11)
		1	-1	-0.218(47)	-0.111(47)	0.1113(92)	-0.1717(81)
C_{10}'	-1	1	-0.056(33)	-0.192(26)	-0.232(11)	0.140(14)	
	-1	-1	-0.207(39)	-0.063(41)	0.153(12)	-0.234(10)	
	1	0	-0.169(47)	-0.164(43)	-0.0299(85)	-0.0360(91)	
	-1	0	-0.139(38)	-0.134(35)	-0.042(12)	-0.050(12)	

Table 32: The dependence of some of the optimized observables corresponding to tagged $\bar{B}^0 \rightarrow \rho^{0}ll$ and $B^0 \rightarrow \rho^{0}ll$ on the real and imaginary parts of the NP WC's $\Delta C_{9,10}$ and $C'_{9,10}$ for the q^2 bins 2–4 and 4–6 GeV^2 for a few benchmark values of the real and imaginary parts of the corresponding WC's.

Bin	C_i^{NP}	$Re(C_i^{NP})$	$Im(C_i^{NP})$	Observables		
				P_1	P'_4	P'_6
0.1-1	ΔC_9	1	1	0.0037(28)	0.2265(54)	-0.099(22)
		1	-1	0.0037(28)	0.2326(34)	-0.101(23)
		-1	1	0.0017(16)	0.1430(59)	-0.121(27)
		-1	-1	0.0017(16)	0.1494(31)	-0.125(29)
		1	0	0.0038(28)	0.2361(42)	-0.102(23)
		-1	0	0.0017(17)	0.1533(44)	-0.126(29)
	ΔC_{10}	1	1	0.0032(25)	0.2535(42)	-0.090(25)
		1	-1	0.0032(25)	0.2535(42)	-0.103(19)
		-1	1	0.0022(19)	0.1466(39)	-0.116(30)
		-1	-1	0.0022(19)	0.1466(39)	-0.125(25)
		1	0	0.0032(25)	0.2640(43)	-0.099(23)
		-1	0	0.0022(19)	0.1515(39)	-0.122(28)
	C'_9	1	1	-0.0403(28)	0.1531(32)	-0.128(29)
		1	-1	-0.0399(23)	0.1466(60)	-0.124(28)
		-1	1	0.0439(23)	0.2269(34)	-0.099(23)
		-1	-1	0.0440(28)	0.2210(52)	-0.096(22)
		1	0	-0.0402(26)	0.1571(45)	-0.129(29)
		-1	0	0.0442(25)	0.2303(41)	-0.099(23)
	C'_{10}	1	1	-0.0049(21)	0.1471(39)	-0.126(25)
		1	-1	-0.0049(21)	0.1471(39)	-0.116(30)
		-1	1	0.0106(23)	0.2526(42)	-0.102(19)
		-1	-1	0.0106(23)	0.2526(42)	-0.090(25)
		1	0	-0.0049(22)	0.1521(39)	-0.123(28)
		-1	0	0.0107(23)	0.2630(42)	-0.099(22)
1-2	ΔC_9	1	1	0.0033(43)	0.045(14)	-0.149(33)
		1	-1	0.0036(45)	0.048(13)	-0.151(34)
		-1	1	-0.0012(26)	-0.0095(94)	-0.162(36)
		-1	-1	-0.00096(275)	-0.0061(88)	-0.165(38)
		1	0	0.0046(50)	0.060(13)	-0.154(34)
		-1	0	-0.00031(299)	0.0052(89)	-0.169(38)
	ΔC_{10}	1	1	0.0091(78)	0.144(10)	-0.133(38)
		1	-1	0.0091(78)	0.144(10)	-0.157(28)
		-1	1	-0.0052(21)	-0.060(11)	-0.152(39)
		-1	-1	-0.0052(21)	-0.060(11)	-0.167(33)
		1	0	0.0104(85)	0.166(10)	-0.151(34)
		-1	0	-0.0045(20)	-0.051(11)	-0.163(37)
	C'_9	1	1	-0.1769(92)	-0.0067(95)	-0.179(40)
		1	-1	-0.1780(52)	-0.010(10)	-0.177(39)
		-1	1	0.1713(34)	0.044(12)	-0.137(31)
		-1	-1	0.1695(77)	0.040(12)	-0.136(30)
		1	0	-0.1803(70)	0.0056(97)	-0.184(41)
		-1	0	0.1748(52)	0.054(12)	-0.140(31)
	C'_{10}	1	1	-0.1143(78)	-0.063(12)	-0.176(34)
		1	-1	-0.1143(78)	-0.063(12)	-0.160(41)
		-1	1	0.1255(86)	0.1357(99)	-0.148(26)
		-1	-1	0.1255(86)	0.1357(99)	-0.125(35)
		1	0	-0.1157(82)	-0.054(12)	-0.172(38)
		-1	0	0.1290(92)	0.1556(98)	-0.142(32)

Table 33: The dependence of the optimized observables corresponding to $\bar{B}(B) \rightarrow \rho^0 ll$ on the real and imaginary parts of the NP WC's $\Delta C_{9,10}$ and $C'_{9,10}$ for the q^2 bins $0.1 - 1$ and $1 - 2$ GeV^2 for a few benchmark values of the real and imaginary parts of the corresponding WC's.

Bin	C_i^{NP}	$Re(C_i^{NP})$	$Im(C_i^{NP})$	Observables		
				P_1	P'_4	P'_6
2-4	ΔC_9	1	1	-0.056(25)	-0.331(15)	-0.138(33)
		1	-1	-0.056(25)	-0.330(15)	-0.140(34)
		-1	1	-0.036(15)	-0.280(13)	-0.167(39)
		-1	-1	-0.035(14)	-0.278(13)	-0.169(41)
		1	0	-0.056(25)	-0.325(16)	-0.145(34)
		-1	0	-0.034(14)	-0.268(13)	-0.176(42)
	ΔC_{10}	1	1	-0.035(15)	-0.212(19)	-0.160(45)
		1	-1	-0.035(15)	-0.212(19)	-0.176(33)
		-1	1	-0.050(22)	-0.351(12)	-0.139(37)
		-1	-1	-0.050(22)	-0.351(12)	-0.146(31)
		1	0	-0.033(14)	-0.194(20)	-0.179(42)
		-1	0	-0.049(22)	-0.346(12)	-0.147(35)
	C'_9	1	1	-0.116(23)	-0.288(13)	-0.175(42)
		1	-1	-0.127(21)	-0.293(13)	-0.174(41)
		-1	1	0.033(23)	-0.315(16)	-0.134(32)
		-1	-1	0.021(24)	-0.319(15)	-0.133(32)
		1	0	-0.125(22)	-0.280(13)	-0.184(44)
		-1	0	0.032(23)	-0.310(16)	-0.139(33)
	C'_{10}	1	1	-0.389(19)	-0.403(13)	-0.168(36)
		1	-1	-0.389(19)	-0.403(13)	-0.159(42)
		-1	1	0.333(19)	-0.170(15)	-0.141(27)
		-1	-1	0.333(19)	-0.170(15)	-0.128(37)
		1	0	-0.405(19)	-0.400(13)	-0.170(41)
		-1	0	0.355(18)	-0.153(15)	-0.142(34)
4-6	ΔC_9	1	1	-0.089(35)	-0.475(11)	-0.121(32)
		1	-1	-0.089(35)	-0.475(11)	-0.122(33)
		-1	1	-0.075(29)	-0.443(11)	-0.175(47)
		-1	-1	-0.075(28)	-0.442(11)	-0.177(48)
		1	0	-0.090(35)	-0.474(11)	-0.126(34)
		-1	0	-0.075(28)	-0.439(11)	-0.186(50)
	ΔC_{10}	1	1	-0.087(34)	-0.442(14)	-0.166(48)
		1	-1	-0.087(34)	-0.442(14)	-0.155(36)
		-1	1	-0.081(31)	-0.4724(95)	-0.138(40)
		-1	-1	-0.081(31)	-0.4724(95)	-0.133(34)
		1	0	-0.088(35)	-0.438(14)	-0.172(45)
		-1	0	-0.081(31)	-0.4713(97)	-0.140(38)
	C'_9	1	1	0.043(32)	-0.417(11)	-0.167(45)
		1	-1	0.031(32)	-0.420(11)	-0.166(44)
		-1	1	-0.192(32)	-0.497(10)	-0.128(34)
		-1	-1	-0.203(31)	-0.500(10)	-0.127(34)
		1	0	0.044(32)	-0.414(11)	-0.175(47)
		-1	0	-0.204(32)	-0.499(11)	-0.133(36)
	C'_{10}	1	1	-0.452(28)	-0.5475(91)	-0.154(39)
		1	-1	-0.452(28)	-0.5475(91)	-0.160(46)
		-1	1	0.316(31)	-0.350(12)	-0.123(29)
		-1	-1	0.316(31)	-0.350(12)	-0.132(39)
		-1	-1	0.316(31)	-0.350(12)	-0.132(39)
		1	0	-0.471(28)	-0.5498(92)	-0.163(44)
		-1	0	0.338(31)	-0.342(12)	-0.135(36)

Table 34: The dependence of the optimized observables corresponding to $\bar{B}(B) \rightarrow \rho^0 ll$ on the real and imaginary parts of the NP WC's $\Delta C_{9,10}$ and $C'_{9,10}$ for the q^2 bins 2 – 4 and 4 – 6 GeV^2 for a few benchmark values of the real and imaginary parts of the corresponding WC's.

Bin	C_i^{NP}	$Re(C_i^{NP})$	$Im(C_i^{NP})$	Observables			
				A_5	A_{6s}	A_8	A_9
0.1-1	ΔC_9	1	1	-0.0022(46)	0.0026(22)	0.0474(42)	0.00047(27)
		1	-1	-0.0022(47)	0.0027(23)	-0.0221(47)	-0.00039(24)
		-1	1	-0.0024(51)	0.0029(23)	0.0529(36)	0.00052(31)
		-1	-1	-0.0024(52)	0.0029(25)	-0.0233(43)	-0.00042(25)
	ΔC_{10}	1	0	-0.0022(47)	0.0027(23)	0.0130(46)	0.000044(47)
		-1	0	-0.0024(52)	0.0029(25)	0.0153(39)	0.000057(44)
		1	1	-0.01521(92)	0.00872(59)	0.0155(47)	0.000055(49)
		1	-1	0.0115(73)	-0.0042(34)	0.0155(47)	0.000055(49)
		-1	1	-0.0135(30)	0.0085(16)	0.0127(38)	0.000045(40)
		-1	-1	0.0083(83)	-0.0021(39)	0.0127(38)	0.000045(40)
	C'_9	1	0	-0.0019(41)	0.0023(20)	0.0157(47)	0.000056(50)
		-1	0	-0.0026(57)	0.0032(27)	0.0128(39)	0.000046(41)
		1	1	-0.0025(54)	0.0030(26)	-0.0157(41)	-0.01627(61)
		1	-1	-0.0025(53)	0.0030(25)	0.0449(37)	0.01617(82)
	C'_{10}	-1	1	-0.0021(46)	0.0026(22)	-0.0128(46)	-0.01390(86)
		-1	-1	-0.0021(45)	0.0025(22)	0.0387(43)	0.01370(66)
		1	0	-0.0025(54)	0.0030(26)	0.0151(39)	0.00010(27)
		-1	0	-0.0021(46)	0.0026(22)	0.0133(46)	0.0000073(2899)
		1	1	0.0075(83)	0.0024(22)	0.0038(40)	-0.00245(18)
		1	-1	-0.0160(30)	0.0027(21)	0.0217(38)	0.00254(14)
1-2	ΔC_9	1	1	0.0013(63)	0.0054(54)	0.0480(38)	0.00109(61)
		1	-1	0.0014(63)	0.0054(54)	-0.0389(42)	-0.00094(55)
		-1	1	0.0017(79)	0.0069(68)	0.0620(32)	0.00143(80)
		-1	-1	0.0018(81)	0.0069(69)	-0.0486(39)	-0.00117(67)
	ΔC_{10}	1	0	0.0014(65)	0.0056(56)	0.0049(38)	0.000083(84)
		-1	0	0.0018(83)	0.0072(71)	0.0074(37)	0.000141(98)
		1	1	-0.0197(14)	0.0248(26)	0.0077(47)	0.00014(11)
		1	-1	0.023(13)	-0.013(10)	0.0077(47)	0.00014(11)
		-1	1	-0.0114(37)	0.0177(37)	0.0047(28)	0.000084(69)
		-1	-1	0.015(11)	-0.0054(89)	0.0047(28)	0.000084(69)
	C'_9	1	0	0.0016(72)	0.0062(61)	0.0080(50)	0.00014(12)
		-1	0	0.0016(73)	0.0063(63)	0.0048(30)	0.000087(71)
		1	1	0.0019(86)	0.0074(73)	-0.0114(36)	-0.0314(27)
		1	-1	0.0018(85)	0.0073(73)	0.0236(39)	0.0310(28)
	C'_{10}	-1	1	0.0013(60)	0.0052(52)	-0.0068(38)	-0.0219(23)
		-1	-1	0.0013(60)	0.0052(51)	0.0178(41)	0.0220(21)
		1	0	0.0019(88)	0.0077(76)	0.0065(36)	0.0000067(6169)
		-1	0	0.0013(62)	0.0053(53)	0.0057(39)	0.00019(51)
		1	1	0.013(11)	0.0048(51)	-0.0284(35)	-0.0145(15)
		1	-1	-0.0171(40)	0.0054(50)	0.0380(33)	0.0147(14)
	-1	1	0.030(12)	0.0071(76)	-0.0431(51)	-0.0221(20)	
	-1	-1	-0.0156(16)	0.0081(74)	0.0578(47)	0.0224(19)	
	1	0	-0.0022(75)	0.0052(52)	0.0050(31)	0.000089(72)	
	-1	0	0.0074(70)	0.0079(78)	0.0076(47)	0.00014(11)	

Table 35: The dependence of the asymmetric observables corresponding to $\bar{B}(B) \rightarrow \rho^0 ll$ on the real and imaginary parts of the NP WC's $\Delta C_{9,10}$ and $C'_{9,10}$ for the q^2 bins $0.1 - 1$ and $1 - 2$ GeV^2 for a few benchmark values of the real and imaginary parts of the corresponding WC's.

Bin	C_i^{NP}	$Re(C_i^{NP})$	$Im(C_i^{NP})$	Observables			
				A_5	A_{6s}	A_8	A_9
2-4	ΔC_9	1	1	0.0056(56)	0.00050(670)	0.0324(18)	0.00120(63)
		1	-1	0.0056(57)	0.00048(676)	-0.0276(23)	-0.00106(57)
		-1	1	0.0079(79)	0.00071(942)	0.0460(17)	0.00174(92)
		-1	-1	0.0080(80)	0.00068(954)	-0.0390(25)	-0.00146(78)
		1	0	0.0058(57)	0.00051(696)	0.0026(16)	0.000079(69)
		-1	0	0.0083(83)	0.00073(995)	0.0039(18)	0.000160(98)
	ΔC_{10}	1	1	-0.0136(14)	0.0267(33)	0.0044(23)	0.00015(11)
		1	-1	0.028(13)	-0.025(15)	0.0044(23)	0.00015(11)
		-1	1	-0.0047(32)	0.0146(43)	0.0023(11)	0.000083(58)
		-1	-1	0.0174(95)	-0.013(11)	0.0023(11)	0.000083(58)
		1	0	0.0074(74)	0.00065(886)	0.0046(23)	0.00016(11)
		-1	0	0.0066(66)	0.00057(784)	0.0024(13)	0.000085(60)
	C'_9	1	1	0.0082(82)	0.00071(975)	0.0255(22)	-0.0107(18)
		1	-1	0.0081(80)	0.00073(965)	-0.0203(23)	0.0093(19)
		-1	1	0.0056(56)	0.00047(664)	0.0190(22)	-0.0062(14)
		-1	-1	0.0055(55)	0.00048(660)	-0.0121(23)	0.0074(11)
		1	0	0.0085(85)	0.00076(1018)	0.0026(14)	-0.00067(49)
		-1	0	0.0057(57)	0.00050(685)	0.0035(18)	0.00063(40)
	C'_{10}	1	1	0.0167(98)	0.000061(6554)	-0.0488(28)	-0.0322(32)
		1	-1	-0.0094(36)	0.00094(639)	0.0538(27)	0.0324(32)
		-1	1	0.032(11)	-0.000013(10236)	-0.0775(39)	-0.0511(47)
		-1	-1	-0.0094(16)	0.0014(100)	0.0854(37)	0.0514(46)
		1	0	0.0038(69)	0.00052(668)	0.0026(13)	0.000090(63)
		-1	0	0.0118(68)	0.00073(1063)	0.0041(22)	0.00015(10)
4-6	ΔC_9	1	1	0.0120(51)	-0.0144(90)	0.01868(74)	0.00105(51)
		1	-1	0.0121(52)	-0.0146(91)	-0.01607(98)	-0.00096(48)
		-1	1	0.0181(77)	-0.022(13)	0.02829(94)	0.00164(81)
		-1	-1	0.0184(78)	-0.022(14)	-0.0242(14)	-0.00141(70)
		1	0	0.0125(53)	-0.0150(92)	0.00142(37)	0.000050(39)
		-1	0	0.0192(82)	-0.023(14)	0.00233(48)	0.000135(74)
	ΔC_{10}	1	1	-0.0041(11)	0.0164(27)	0.00248(55)	0.000116(71)
		1	-1	0.035(12)	-0.054(22)	0.00248(55)	0.000116(71)
		-1	1	0.0036(30)	0.0017(53)	0.00130(29)	0.000061(38)
		-1	-1	0.0243(89)	-0.035(16)	0.00130(29)	0.000061(38)
		1	0	0.0166(71)	-0.020(12)	0.00263(59)	0.000124(75)
		-1	0	0.0144(61)	-0.017(11)	0.00134(31)	0.000063(39)
	C'_9	1	1	0.0176(75)	-0.021(13)	0.0505(15)	0.0210(20)
		1	-1	0.0175(74)	-0.021(13)	-0.0487(16)	-0.0228(21)
		-1	1	0.0125(53)	-0.0149(92)	0.0376(15)	0.0164(17)
		-1	-1	0.0124(53)	-0.0148(92)	-0.0325(15)	-0.0146(16)
		1	0	0.0184(78)	-0.022(14)	0.00074(27)	-0.00104(20)
		-1	0	0.0129(55)	-0.0154(95)	0.00251(51)	0.00086(18)
	C'_{10}	1	1	0.027(11)	-0.0152(92)	-0.0583(23)	-0.0491(43)
		1	-1	-0.00039(297)	-0.0139(90)	0.0612(22)	0.0492(43)
		-1	1	0.037(11)	-0.023(14)	-0.0879(26)	-0.0739(57)
		-1	-1	-0.00479(85)	-0.021(13)	0.0922(23)	0.0741(57)
		-1	-1	-0.00479(85)	-0.021(13)	0.0922(23)	0.0741(57)
		1	0	0.0140(70)	-0.0151(94)	0.00147(33)	0.000069(42)
		-1	0	0.0170(57)	-0.023(14)	0.00225(51)	0.000106(65)

Table 36: The dependence of the asymmetric observables corresponding to $\bar{B}(B) \rightarrow \rho^0 ll$ on the real and imaginary parts of the NP WC's $\Delta C_{9,10}$ and $C'_{9,10}$ for the q^2 bins 2 – 4 and 4 – 6 GeV² for a few benchmark values of the real and imaginary parts of the corresponding WC's.

Bin	C_i^{NP}	$Re(C_i^{NP})$	$Im(C_i^{NP})$	Observables		
				$BR \times 10^9$	F_L	R_ρ
0.1-1	ΔC_9	1	1	1.36(11)	0.348(28)	1.063(12)
		1	-1	1.34(11)	0.340(28)	1.047(11)
		-1	1	1.24(11)	0.238(23)	0.9705(65)
		-1	-1	1.22(10)	0.228(23)	0.9538(72)
		1	0	1.33(11)	0.338(28)	1.042(10)
	ΔC_{10}	-1	0	1.22(10)	0.226(22)	0.9490(76)
		1	1	1.164(99)	0.236(24)	0.9083(56)
		1	-1	1.164(99)	0.236(24)	0.9083(56)
		-1	1	1.42(11)	0.337(27)	1.109(11)
		-1	-1	1.42(11)	0.337(27)	1.109(11)
	C'_9	1	0	1.147(99)	0.228(23)	0.8953(67)
		-1	0	1.40(11)	0.331(27)	1.0956(95)
		1	1	1.18(10)	0.237(23)	0.9185(57)
		1	-1	1.20(10)	0.247(23)	0.9354(52)
		-1	1	1.39(11)	0.329(28)	1.0818(99)
	C'_{10}	-1	-1	1.41(11)	0.336(28)	1.099(11)
		1	0	1.17(10)	0.234(23)	0.9139(63)
		-1	0	1.38(11)	0.327(28)	1.0772(91)
		1	1	1.41(11)	0.338(27)	1.103(11)
		1	-1	1.41(11)	0.338(27)	1.103(11)
1-2	ΔC_9	-1	1	1.17(10)	0.234(24)	0.9135(57)
		-1	-1	1.17(10)	0.234(24)	0.9135(57)
		1	0	1.40(11)	0.333(27)	1.0904(95)
		-1	0	1.154(99)	0.226(23)	0.9005(68)
		1	1	0.737(65)	0.777(20)	1.198(14)
	ΔC_{10}	1	-1	0.729(64)	0.776(20)	1.185(14)
		-1	1	0.579(46)	0.613(29)	0.941(12)
		-1	-1	0.570(45)	0.609(29)	0.928(12)
		1	0	0.712(63)	0.776(20)	1.158(13)
		-1	0	0.554(44)	0.604(30)	0.902(12)
	C'_9	1	1	0.497(41)	0.670(28)	0.8077(33)
		1	-1	0.497(41)	0.670(28)	0.8077(33)
		-1	1	0.810(68)	0.725(23)	1.3175(57)
		-1	-1	0.810(68)	0.725(23)	1.3175(57)
		1	0	0.476(40)	0.664(29)	0.7747(39)
	C'_{10}	-1	0	0.790(66)	0.723(23)	1.2845(52)
		1	1	0.536(43)	0.649(28)	0.8717(62)
		1	-1	0.544(44)	0.653(28)	0.8844(68)
		-1	1	0.764(66)	0.740(23)	1.2416(89)
		-1	-1	0.771(66)	0.742(22)	1.2543(84)
C'_{10}	1	0	0.519(42)	0.645(28)	0.8448(67)	
	-1	0	0.747(64)	0.740(23)	1.2148(80)	
	1	1	0.788(68)	0.745(22)	1.2820(79)	
	1	-1	0.788(68)	0.745(22)	1.2820(79)	
	-1	1	0.518(42)	0.642(29)	0.8431(55)	
	-1	-1	0.518(42)	0.642(29)	0.8431(55)	
	1	0	0.768(66)	0.743(22)	1.2490(74)	
	-1	0	0.498(41)	0.635(30)	0.8102(60)	

Table 37: The dependence of the Branching Ratio and the observables F_L and R_ρ corresponding to $\bar{B}(B) \rightarrow \rho^0 ll$ on the real and imaginary parts of the NP WC's $\Delta C_{9,10}$ and $C'_{9,10}$ for the q^2 bins $0.1 - 1$ and $1 - 2 \text{ GeV}^2$ for a few benchmark values of the real and imaginary parts of the corresponding WC's.

Bin	C_i^{NP}	$Re(C_i^{NP})$	$Im(C_i^{NP})$	Observables		
				$BR \times 10^9$	F_L	R_ρ
2-4	ΔC_9	1	1	1.38(13)	0.823(15)	1.2730(72)
		1	-1	1.37(12)	0.823(15)	1.2619(75)
		-1	1	0.978(82)	0.720(23)	0.9001(88)
		-1	-1	0.966(80)	0.720(23)	0.8890(85)
	ΔC_{10}	1	0	1.33(12)	0.827(15)	1.2252(74)
		-1	0	0.926(77)	0.721(23)	0.8523(79)
		1	1	0.821(75)	0.808(18)	0.7551(37)
		1	-1	0.821(75)	0.808(18)	0.7551(37)
		-1	1	1.53(13)	0.766(19)	1.4060(54)
		-1	-1	1.53(13)	0.766(19)	1.4060(54)
	C'_9	1	0	0.775(71)	0.813(18)	0.7131(43)
		-1	0	1.48(13)	0.768(19)	1.3639(49)
		1	1	0.946(79)	0.735(22)	0.8706(63)
		1	-1	0.955(81)	0.737(22)	0.8792(66)
		-1	1	1.39(13)	0.810(16)	1.2828(52)
		-1	-1	1.40(13)	0.811(16)	1.2914(47)
	C'_{10}	1	0	0.905(76)	0.737(22)	0.8326(57)
		-1	0	1.35(12)	0.814(16)	1.2449(52)
		1	1	1.44(13)	0.813(16)	1.3257(41)
		1	-1	1.44(13)	0.813(16)	1.3257(41)
-1		1	0.908(77)	0.730(23)	0.8354(52)	
-1		-1	0.908(77)	0.730(23)	0.8354(52)	
4-6	ΔC_9	1	1	1.56(13)	0.712(23)	1.3104(26)
		1	-1	1.55(13)	0.713(23)	1.2995(33)
		-1	1	1.037(84)	0.665(25)	0.8691(49)
		-1	-1	1.024(83)	0.665(25)	0.8582(47)
	ΔC_{10}	1	0	1.50(13)	0.716(23)	1.2613(33)
		-1	0	0.978(80)	0.668(25)	0.8200(41)
		1	1	0.891(78)	0.731(23)	0.7463(44)
		1	-1	0.891(78)	0.731(23)	0.7463(44)
		-1	1	1.70(14)	0.674(25)	1.4216(70)
		-1	-1	1.70(14)	0.674(25)	1.4216(70)
	C'_9	1	0	0.839(74)	0.739(23)	0.7028(52)
		-1	0	1.64(13)	0.676(24)	1.3781(62)
		1	1	1.067(85)	0.638(27)	0.8944(78)
		1	-1	1.075(86)	0.641(26)	0.9017(77)
		-1	1	1.51(13)	0.731(22)	1.2669(60)
		-1	-1	1.52(13)	0.732(22)	1.2742(57)
	C'_{10}	1	0	1.019(81)	0.641(26)	0.8543(71)
		-1	0	1.46(13)	0.736(22)	1.2269(64)
		1	1	1.55(13)	0.735(22)	1.3031(55)
		1	-1	1.55(13)	0.735(22)	1.3031(55)
-1		1	1.031(82)	0.632(27)	0.8647(70)	
-1		-1	1.031(82)	0.632(27)	0.8647(70)	
		1	0	1.031(82)	0.632(27)	0.8647(70)
		1	0	1.50(13)	0.740(21)	1.2596(59)
		-1	0	0.979(79)	0.633(28)	0.8212(65)
		-1	0	0.979(79)	0.633(28)	0.8212(65)

Table 38: The dependence of the Branching Ratio and the observables F_L and R_ρ corresponding to $\bar{B}(B) \rightarrow \rho^0 ll$ on the real and imaginary parts of the NP WC's $\Delta C_{9,10}$ and $C'_{9,10}$ for the q^2 bins 2–4 and 4–6 GeV^2 for a few benchmark values of the real and imaginary parts of the corresponding WC's.

Bin	C_i^{NP}	$Re(C_i^{NP})$	$Im(C_i^{NP})$	Observables			
				A_{CP}	A_3	A_4	A_7
0.1-1	ΔC_9	1	1	-0.0373(98)	0.000038(35)	-0.0037(28)	-0.0023(27)
		1	-1	-0.035(12)	-0.000048(35)	-0.0105(11)	-0.0023(28)
		-1	1	-0.031(11)	0.000054(33)	-0.0037(23)	-0.0025(30)
		-1	-1	-0.028(14)	-0.000040(30)	-0.01123(72)	-0.0026(30)
	ΔC_{10}	1	0	-0.036(11)	-0.0000049(240)	-0.0072(21)	-0.0024(28)
		-1	0	-0.030(13)	0.0000079(149)	-0.0076(15)	-0.0026(31)
		1	1	-0.037(13)	0.0000013(211)	-0.0081(20)	-0.0567(31)
		1	-1	-0.037(13)	0.0000013(211)	-0.0081(20)	0.0527(26)
		-1	1	-0.030(11)	0.0000011(172)	-0.0066(16)	-0.0476(36)
		-1	-1	-0.030(11)	0.0000011(172)	-0.0066(16)	0.0420(31)
		1	0	-0.037(13)	0.0000013(213)	-0.0082(20)	-0.0020(23)
		-1	0	-0.030(11)	0.0000011(174)	-0.0067(16)	-0.0028(33)
	C'_9	1	1	-0.033(13)	-0.00166(62)	-0.01167(76)	-0.0027(32)
		1	-1	-0.027(12)	0.00209(25)	-0.0039(23)	-0.0026(31)
		-1	1	-0.038(11)	-0.00181(21)	-0.0102(11)	-0.0023(27)
		-1	-1	-0.033(11)	0.00139(54)	-0.0036(27)	-0.0022(26)
	C'_{10}	1	0	-0.030(13)	0.00024(19)	-0.0079(16)	-0.0027(32)
		-1	0	-0.036(11)	-0.00020(18)	-0.0070(20)	-0.0023(27)
		1	1	-0.030(11)	0.0000011(173)	-0.0066(16)	0.0422(31)
		1	-1	-0.030(11)	0.0000011(173)	-0.0066(16)	-0.0478(36)
		-1	1	-0.036(13)	0.0000012(210)	-0.0080(19)	0.0524(26)
		-1	-1	-0.036(13)	0.0000012(210)	-0.0080(19)	-0.0564(31)
		1	0	-0.030(11)	0.0000011(174)	-0.0067(16)	-0.0028(34)
		-1	0	-0.037(13)	0.0000013(213)	-0.0081(20)	-0.0020(23)
1-2	ΔC_9	1	1	-0.0381(26)	0.000075(90)	-0.00047(358)	-0.0020(22)
		1	-1	-0.0274(57)	-0.000150(89)	-0.0094(13)	-0.0020(22)
		-1	1	-0.0343(42)	0.000128(88)	-0.00097(327)	-0.0025(27)
		-1	-1	-0.0207(95)	-0.000159(91)	-0.01233(64)	-0.0025(28)
	ΔC_{10}	1	0	-0.0337(38)	-0.000038(69)	-0.0050(25)	-0.0020(22)
		-1	0	-0.0286(70)	-0.000015(50)	-0.0068(19)	-0.0026(28)
		1	1	-0.0401(65)	-0.000035(76)	-0.0074(28)	-0.0840(40)
		1	-1	-0.0401(65)	-0.000035(76)	-0.0074(28)	0.0797(27)
		-1	1	-0.0246(40)	-0.000021(47)	-0.0046(17)	-0.0524(35)
		-1	-1	-0.0246(40)	-0.000021(47)	-0.0046(17)	0.0480(25)
		1	0	-0.0418(68)	-0.000037(79)	-0.0077(28)	-0.0022(25)
		-1	0	-0.0252(41)	-0.000022(48)	-0.0047(18)	-0.0023(25)
	C'_9	1	1	-0.0318(65)	-0.0048(19)	-0.01314(74)	-0.0027(28)
		1	-1	-0.0245(56)	0.00588(89)	-0.0010(35)	-0.0027(28)
		-1	1	-0.0347(46)	-0.00424(63)	-0.0089(11)	-0.0019(21)
		-1	-1	-0.0296(40)	0.0033(14)	-0.00044(341)	-0.0019(21)
	C'_{10}	1	0	-0.0293(63)	0.00058(55)	-0.0073(20)	-0.0028(30)
		-1	0	-0.0330(44)	-0.00045(46)	-0.0048(23)	-0.0019(21)
		1	1	-0.0253(42)	-0.000022(48)	-0.0047(18)	0.0493(27)
		1	-1	-0.0253(42)	-0.000022(48)	-0.0047(18)	-0.0539(37)
		-1	1	-0.0384(62)	-0.000034(73)	-0.0071(27)	0.0764(23)
		-1	-1	-0.0384(62)	-0.000034(73)	-0.0071(27)	-0.0805(36)
		1	0	-0.0260(43)	-0.000023(49)	-0.0048(18)	-0.0024(26)
		-1	0	-0.0400(65)	-0.000035(76)	-0.0074(28)	-0.0021(23)

Table 39: The dependence of the asymmetric observables corresponding to $\bar{B}^0(B^0) \rightarrow \rho^0 ll$ which can be measured only at Belle on the real and imaginary parts of the NP WC's $\Delta C_{9,10}$ and $C'_{9,10}$ for the q^2 bins $0.1 - 1$ and $1 - 2$ GeV^2 for a few benchmark values of the real and imaginary parts of the corresponding WC's.

Bin	C_i^{NP}	$Re(C_i^{NP})$	$Im(C_i^{NP})$	Observables			
				A_{CP}	A_3	A_4	A_7
2-4	ΔC_9	1	1	-0.0250(39)	0.00018(14)	0.0039(32)	-0.00016(84)
		1	-1	-0.0083(23)	-0.000150(78)	-0.0037(10)	-0.00016(85)
		-1	1	-0.0253(23)	0.00024(14)	0.0041(32)	-0.00022(119)
		-1	-1	-0.0017(62)	-0.000230(94)	-0.00669(40)	-0.00022(119)
		1	0	-0.0173(13)	0.000018(92)	0.00013(215)	-0.00016(87)
		-1	0	-0.0143(23)	0.0000082(685)	-0.0013(17)	-0.00023(125)
	ΔC_{10}	1	1	-0.0220(11)	0.000019(113)	-0.00063(273)	-0.0641(37)
		1	-1	-0.0220(11)	0.000019(113)	-0.00063(273)	0.0637(28)
		-1	1	-0.01184(63)	0.000010(61)	-0.00034(146)	-0.0345(21)
		-1	-1	-0.01184(63)	0.000010(61)	-0.00034(146)	0.0341(14)
		1	0	-0.0233(11)	0.000020(120)	-0.00067(289)	-0.00021(111)
		-1	0	-0.01220(65)	0.000011(62)	-0.00035(151)	-0.00018(98)
	C'_9	1	1	-0.0155(13)	-0.0070(26)	-0.00684(43)	-0.00023(122)
		1	-1	-0.01198(68)	0.0071(13)	0.0042(33)	-0.00023(120)
		-1	1	-0.01774(97)	-0.00482(82)	-0.0037(10)	-0.00015(83)
		-1	-1	-0.01530(81)	0.0047(19)	0.0039(31)	-0.00016(83)
		1	0	-0.01445(95)	0.000077(731)	-0.0013(18)	-0.00024(128)
		-1	0	-0.01707(85)	-0.000027(614)	0.00013(212)	-0.00016(86)
	C'_{10}	1	1	-0.01255(67)	0.000011(64)	-0.00036(155)	0.0362(16)
		1	-1	-0.01255(67)	0.000011(64)	-0.00036(155)	-0.0366(23)
		-1	1	-0.0199(10)	0.000018(102)	-0.00057(246)	0.0575(22)
		-1	-1	-0.0199(10)	0.000018(102)	-0.00057(246)	-0.0579(30)
		1	0	-0.01297(69)	0.000011(66)	-0.00037(161)	-0.00020(105)
		-1	0	-0.0210(11)	0.000019(108)	-0.00060(259)	-0.00018(100)
4-6	ΔC_9	1	1	-0.0233(59)	0.00058(29)	0.0076(30)	-0.00011(43)
		1	-1	-0.0020(11)	0.0000029(890)	0.00053(99)	-0.00011(43)
		-1	1	-0.0235(50)	0.00064(32)	0.0084(33)	-0.00017(65)
		-1	-1	0.0087(47)	-0.000227(80)	-0.00234(31)	-0.00017(65)
		1	0	-0.0131(28)	0.00030(19)	0.0042(21)	-0.00012(45)
		-1	0	-0.00792(65)	0.00022(14)	0.0032(18)	-0.00018(68)
	ΔC_{10}	1	1	-0.0154(26)	0.00038(24)	0.0053(28)	-0.0387(22)
		1	-1	-0.0154(26)	0.00038(24)	0.0053(28)	0.0384(23)
		-1	1	-0.0081(14)	0.00020(12)	0.0028(15)	-0.0203(11)
		-1	-1	-0.0081(14)	0.00020(12)	0.0028(15)	0.0201(11)
		1	0	-0.0164(28)	0.00040(25)	0.0057(28)	-0.00015(59)
		-1	0	-0.0084(15)	0.00020(12)	0.0029(15)	-0.00013(51)
	C'_9	1	1	-0.0127(28)	-0.0106(35)	-0.00224(29)	-0.00016(63)
		1	-1	-0.0082(20)	0.0077(17)	0.0081(31)	-0.00016(62)
		-1	1	-0.0123(18)	-0.0051(11)	0.00055(102)	-0.00012(44)
		-1	-1	-0.0092(11)	0.0079(27)	0.0078(31)	-0.00011(44)
		1	0	-0.0110(25)	-0.00145(96)	0.0031(18)	-0.00017(66)
		-1	0	-0.0111(16)	0.00147(89)	0.0044(21)	-0.00012(46)
	C'_{10}	1	1	-0.0088(15)	0.00022(13)	0.0031(16)	0.0219(13)
		1	-1	-0.0088(15)	0.00022(13)	0.0031(16)	-0.0222(13)
		-1	1	-0.0133(23)	0.00033(21)	0.0046(23)	0.0331(18)
		-1	-1	-0.0133(23)	0.00033(21)	0.0046(23)	-0.0334(17)
		-1	-1	-0.0133(23)	0.00033(21)	0.0046(23)	-0.0334(17)
		1	0	-0.0091(16)	0.00022(14)	0.0032(16)	-0.00015(55)
		-1	0	-0.0140(23)	0.00034(22)	0.0049(25)	-0.00013(51)

Table 40: The dependence of the asymmetric observables corresponding to $\bar{B}^0(B^0) \rightarrow \rho^0 ll$ which can be measured only at Belle on the real and imaginary parts of the NP WC's $\Delta C_{9,10}$ and $C'_{9,10}$ for the q^2 bins 2 – 4 and 4 – 6 GeV^2 for a few benchmark values of the real and imaginary parts of the corresponding WC's.

Bin	C_i^{NP}	$Re(C_i^{NP})$	$Im(C_i^{NP})$	Observables				
				A_{FB}	P_2	P_3	P'_5	P'_8
0.1-1	ΔC_9	1	1	-0.0520(28)	-0.0532(17)	0.00029(19)	0.2665(44)	-0.0267(69)
		1	-1	-0.0529(28)	-0.0534(16)	0.00028(19)	0.2722(46)	-0.0245(87)
		-1	1	-0.0625(26)	-0.0547(17)	0.00015(10)	0.3898(41)	-0.0144(43)
		-1	-1	-0.0636(25)	-0.0550(17)	0.00014(10)	0.4027(41)	-0.0113(64)
		1	0	-0.0531(28)	-0.0535(17)	0.00028(19)	0.2738(45)	-0.0260(79)
		-1	0	-0.0640(25)	-0.0551(17)	0.00014(10)	0.4064(40)	-0.0132(55)
	ΔC_{10}	1	1	-0.0472(18)	-0.0412(11)	0.00022(14)	0.2855(42)	-0.0234(79)
		1	-1	-0.0473(21)	-0.0413(15)	0.00022(14)	0.2835(45)	-0.0234(79)
		-1	1	-0.0659(33)	-0.0662(19)	0.00020(13)	0.3567(47)	-0.0172(57)
		-1	-1	-0.0660(35)	-0.0663(22)	0.00020(13)	0.3552(53)	-0.0172(57)
		1	0	-0.0480(19)	-0.0414(13)	0.00022(14)	0.2922(38)	-0.0241(81)
		-1	0	-0.0667(34)	-0.0665(20)	0.00021(13)	0.3616(47)	-0.0175(59)
	C'_9	1	1	-0.0632(25)	-0.0552(17)	-0.00257(29)	0.3793(45)	-0.0136(65)
		1	-1	-0.0620(26)	-0.0549(17)	-0.00195(77)	0.3670(44)	-0.0140(44)
		-1	1	-0.0536(27)	-0.0533(16)	0.00231(84)	0.2912(41)	-0.0244(85)
		-1	-1	-0.0528(28)	-0.0531(16)	0.00289(36)	0.2852(40)	-0.0246(68)
		1	0	-0.0635(25)	-0.0553(17)	-0.00227(53)	0.3827(45)	-0.0141(56)
		-1	0	-0.0539(27)	-0.0534(16)	0.00261(59)	0.2929(41)	-0.0249(78)
	C'_{10}	1	1	-0.0530(27)	-0.0534(17)	0.00021(13)	0.3801(50)	-0.0173(57)
		1	-1	-0.0530(27)	-0.0534(16)	0.00021(13)	0.3777(42)	-0.0173(57)
		-1	1	-0.0630(26)	-0.0549(17)	0.00022(14)	0.2557(47)	-0.0234(79)
		-1	-1	-0.0630(26)	-0.0549(17)	0.00022(14)	0.2525(49)	-0.0234(79)
		1	0	-0.0536(27)	-0.0536(17)	0.00021(13)	0.3850(44)	-0.0176(59)
		-1	0	-0.0639(26)	-0.0551(17)	0.00022(14)	0.2610(46)	-0.0240(81)
1-2	ΔC_9	1	1	-0.0698(75)	-0.2087(77)	0.0022(14)	0.044(15)	-0.048(11)
		1	-1	-0.0705(76)	-0.2095(62)	0.0021(14)	0.044(15)	-0.043(13)
		-1	1	-0.127(10)	-0.2184(62)	0.00091(59)	0.285(10)	-0.0261(59)
		-1	-1	-0.128(10)	-0.2191(52)	0.00083(58)	0.288(10)	-0.0204(87)
		1	0	-0.0721(78)	-0.2143(72)	0.0022(14)	0.045(16)	-0.046(12)
		-1	0	-0.132(11)	-0.2227(59)	0.00089(59)	0.296(10)	-0.0240(75)
	ΔC_{10}	1	1	-0.0931(84)	-0.1882(54)	0.0017(11)	0.151(12)	-0.043(12)
		1	-1	-0.0929(86)	-0.1876(73)	0.0017(11)	0.146(12)	-0.043(12)
		-1	1	-0.0970(92)	-0.2351(51)	0.00123(79)	0.164(14)	-0.0281(79)
		-1	-1	-0.0968(95)	-0.2347(66)	0.00123(79)	0.161(13)	-0.0281(79)
		1	0	-0.0970(88)	-0.1924(66)	0.0017(11)	0.154(12)	-0.045(13)
		-1	0	-0.0994(95)	-0.2390(60)	0.00125(81)	0.167(14)	-0.0287(81)
	C'_9	1	1	-0.116(10)	-0.2204(57)	-0.0156(19)	0.183(14)	-0.0273(92)
		1	-1	-0.115(10)	-0.2200(59)	-0.0122(49)	0.181(14)	-0.0263(62)
		-1	1	-0.0817(82)	-0.2097(59)	0.0144(53)	0.140(11)	-0.040(12)
		-1	-1	-0.0809(81)	-0.2092(60)	0.0176(23)	0.139(11)	-0.0395(99)
		1	0	-0.120(10)	-0.2249(62)	-0.0142(34)	0.188(15)	-0.0277(79)
		-1	0	-0.0835(83)	-0.2137(62)	0.0163(38)	0.143(11)	-0.041(11)
	C'_{10}	1	1	-0.0800(78)	-0.2093(59)	0.00136(87)	0.256(11)	-0.0296(83)
		1	-1	-0.0800(78)	-0.2092(59)	0.00136(87)	0.254(11)	-0.0296(83)
		-1	1	-0.119(11)	-0.2212(60)	0.00148(96)	0.026(15)	-0.041(11)
		-1	-1	-0.119(11)	-0.2211(60)	0.00148(96)	0.023(15)	-0.041(11)
		1	0	-0.0821(80)	-0.2133(61)	0.00139(89)	0.261(11)	-0.0303(85)
		-1	0	-0.124(11)	-0.2258(63)	0.00151(98)	0.025(15)	-0.042(12)

Table 41: The dependence of the optimized observables corresponding to $\bar{B}^0(B^0) \rightarrow \rho^0 ll$ which can be measured only at Belle on the real and imaginary parts of the NP WC's $\Delta C_{9,10}$ and $C'_{9,10}$ for the q^2 bins $0.1 - 1$ and $1 - 2 \text{ GeV}^2$ for a few benchmark values of the real and imaginary parts of the corresponding WC's.

Bin	C_i^{NP}	$Re(C_i^{NP})$	$Im(C_i^{NP})$	Observables				
				A_{FB}	P_2	P_3	P'_5	P'_8
2-4	ΔC_9	1	1	0.0066(40)	0.025(15)	0.0037(21)	-0.380(18)	-0.047(10)
		1	-1	0.0066(40)	0.025(15)	0.0037(22)	-0.384(17)	-0.044(13)
		-1	1	-0.0809(88)	-0.193(10)	0.0019(11)	-0.030(16)	-0.0294(60)
		-1	-1	-0.0820(88)	-0.1950(98)	0.0018(11)	-0.030(16)	-0.0262(89)
		1	0	0.0068(41)	0.026(16)	0.0039(23)	-0.398(18)	-0.047(12)
		-1	0	-0.0855(92)	-0.204(10)	0.0020(11)	-0.032(17)	-0.0292(78)
	ΔC_{10}	1	1	-0.0325(57)	-0.112(15)	0.0045(26)	-0.241(20)	-0.056(14)
		1	-1	-0.0308(59)	-0.107(16)	0.0045(26)	-0.250(20)	-0.056(14)
		-1	1	-0.0293(51)	-0.084(12)	0.0020(11)	-0.206(16)	-0.0278(72)
		-1	-1	-0.0284(52)	-0.081(12)	0.0020(11)	-0.210(16)	-0.0278(72)
		1	0	-0.0336(61)	-0.119(17)	0.0049(28)	-0.262(22)	-0.059(15)
		-1	0	-0.0298(53)	-0.085(13)	0.0021(11)	-0.215(16)	-0.0288(75)
	C'_9	1	1	-0.0370(65)	-0.093(13)	-0.0240(34)	-0.256(20)	-0.0320(90)
		1	-1	-0.0367(64)	-0.093(13)	-0.0235(89)	-0.254(20)	-0.0288(60)
		-1	1	-0.0252(46)	-0.088(13)	0.0276(95)	-0.195(15)	-0.044(12)
		-1	-1	-0.0250(45)	-0.088(13)	0.0280(42)	-0.195(15)	-0.041(10)
		1	0	-0.0387(68)	-0.098(14)	-0.0250(64)	-0.268(21)	-0.0320(79)
		-1	0	-0.0259(47)	-0.093(14)	0.0292(72)	-0.203(16)	-0.044(12)
	C'_{10}	1	1	-0.0254(44)	-0.090(12)	0.0026(15)	-0.097(16)	-0.0320(83)
		1	-1	-0.0254(44)	-0.090(12)	0.0026(15)	-0.097(16)	-0.0320(83)
		-1	1	-0.0370(69)	-0.091(14)	0.0029(17)	-0.395(18)	-0.045(12)
		-1	-1	-0.0369(69)	-0.091(14)	0.0029(17)	-0.396(18)	-0.045(12)
		1	0	-0.0262(45)	-0.095(13)	0.0027(16)	-0.101(17)	-0.0333(86)
		-1	0	-0.0389(73)	-0.096(15)	0.0031(18)	-0.417(19)	-0.047(12)
4-6	ΔC_9	1	1	0.1014(90)	0.2350(53)	0.0032(17)	-0.535(13)	-0.0387(95)
		1	-1	0.1023(91)	0.2375(52)	0.0033(18)	-0.539(13)	-0.041(12)
		-1	1	0.0134(54)	0.027(10)	0.0024(13)	-0.293(12)	-0.0283(63)
		-1	-1	0.0136(54)	0.027(11)	0.0025(14)	-0.297(13)	-0.0315(95)
		1	0	0.1054(94)	0.2476(55)	0.0034(19)	-0.558(13)	-0.041(11)
		-1	0	0.0143(57)	0.029(11)	0.0026(14)	-0.311(13)	-0.0315(83)
	ΔC_{10}	1	1	0.0707(74)	0.1755(89)	0.0048(26)	-0.486(15)	-0.054(14)
		1	-1	0.0732(75)	0.1816(88)	0.0048(26)	-0.496(14)	-0.054(14)
		-1	1	0.0633(62)	0.1294(71)	0.0021(11)	-0.410(11)	-0.0268(72)
		-1	-1	0.0646(63)	0.1321(72)	0.0021(11)	-0.415(11)	-0.0268(72)
		1	0	0.0764(80)	0.1951(95)	0.0052(28)	-0.526(16)	-0.058(15)
		-1	0	0.0660(64)	0.1357(74)	0.0022(11)	-0.426(12)	-0.0277(75)
	C'_9	1	1	0.0808(76)	0.1489(80)	-0.0176(35)	-0.509(12)	-0.0337(92)
		1	-1	0.0801(75)	0.1486(80)	-0.0269(88)	-0.505(13)	-0.0276(67)
		-1	1	0.0571(59)	0.1416(74)	0.0313(97)	-0.389(12)	-0.042(12)
		-1	-1	0.0568(59)	0.1413(73)	0.0224(44)	-0.388(12)	-0.0376(98)
		1	0	0.0846(79)	0.1571(84)	-0.0235(64)	-0.533(13)	-0.0323(84)
		-1	0	0.0590(61)	0.1489(77)	0.0283(74)	-0.405(12)	-0.042(11)
	C'_{10}	1	1	0.0545(57)	0.1372(77)	0.0028(15)	-0.330(13)	-0.0311(83)
		1	-1	0.0546(57)	0.1373(77)	0.0028(15)	-0.331(13)	-0.0311(83)
		-1	1	0.0850(79)	0.1538(85)	0.0030(17)	-0.593(11)	-0.043(11)
		-1	-1	0.0850(79)	0.1539(86)	0.0030(17)	-0.593(11)	-0.043(11)
		1	0	0.0564(59)	0.1444(81)	0.0029(16)	-0.344(13)	-0.0323(86)
		-1	0	0.0895(84)	0.1624(90)	0.0032(18)	-0.625(12)	-0.045(12)

Table 42: The dependence of the optimized observables corresponding to $\bar{B}^0(B^0) \rightarrow \rho^0 ll$ which can be measured only at Belle on the real and imaginary parts of the NP WC's $\Delta C_{9,10}$ and $C'_{9,10}$ for the q^2 bins 2 – 4 and 4 – 6 GeV^2 for a few benchmark values of the real and imaginary parts of the corresponding WC's.