

MELOFORM: GENERATING MELODY WITH MUSICAL FORM BASED ON EXPERT SYSTEMS AND NEURAL NETWORKS

Peiling Lu¹ Xu Tan^{*1} Botao Yu²
Tao Qin¹ Sheng Zhao³ Tie-Yan Liu¹

¹ Microsoft Research Asia, Beijing, China

² Nanjing University, Nanjing, China

³ Microsoft Azure Speech, Beijing, China

{peil, xuta, taoqin, szhao, tyliu}@microsoft.com, btyu@smail.nju.edu.cn

ABSTRACT

Human usually composes music by organizing elements according to the musical form to express music ideas. However, for neural network-based music generation, it is difficult to do so due to the lack of labelled data on musical form. In this paper, we develop MeloForm, a system that generates melody with musical form using expert systems and neural networks. Specifically, 1) we design an expert system to generate a melody by developing musical elements from motifs to phrases then to sections with repetitions and variations according to pre-given musical form; 2) considering the generated melody is lack of musical richness, we design a Transformer based refinement model to improve the melody without changing its musical form. MeloForm enjoys the advantages of precise musical form control by expert systems and musical richness learning via neural models. Both subjective and objective experimental evaluations demonstrate that MeloForm generates melodies with precise musical form control with 97.79% accuracy, and outperforms baseline systems in terms of subjective evaluation score by 0.75, 0.50, 0.86 and 0.89 in structure, thematic, richness and overall quality, without any labelled musical form data. Besides, MeloForm can support various kinds of forms, such as verse and chorus form, rondo form, variational form, sonata form, etc. Music samples generated by MeloForm are available via this link¹, and our code is available via this link².

1. INTRODUCTION

Melody is often composed of hierarchical motifs, phrases and sections with repetitions and variations given musical form [1]. This organized structure provided by mu-

sical form can help better express music ideas. For example, verse and chorus form is widely used in popular music. The repetition of verse and chorus sections helps emphasize music ideas, while the contrast between verse and chorus can create more emotional intensity. Automatic melody generation with pre-given musical form based on purely data driven technology is difficult due to the lack of labelled data on musical form. Previous work attempt to generate melody with structure information, but still suffers from the following issues: 1) They generate melodies with repetitive patterns implicitly either by learning long-term dependency [2–4] or representing the repetition structure with same harmony, rhythm patterns, etc [5–7]. However, repetitive patterns are far from the exact musical form. 2) They generate melodies with bar-level structure explicitly by learning the relationship between bars [8, 9], but bar-level structure is still not the exact musical form. 3) They generate melodies with repetitive phrases and sections either by detecting phrase labels with rules and algorithms [10] or using human labelling [11]. But it is hard for rules or algorithms to detect precise musical form, and it costs much for hiring people to label this musical form data. Furthermore, all of these work aim to generate melodies with some kind of repetitive patterns, but musical form is constructed to express music ideas by developing the hierarchical structural units (i.e., motifs, phrases and sections) with repetitions and variations. Simply repeating some fragments, or even phrases and sections, without considering the relationships among these hierarchical structures, is superficial.

Although it is difficult to collect labeled musical form data through detection algorithm or human labeling, it is much easier for expert systems to generate melodies with musical form. However, experts systems may suffer from monotonous musicality because of handcraft rules. On the other hand, neural networks are capable of creating melodies with rich expressions by learning the data distribution, but it is hard to precisely control the musical form. Considering the complementary characteristics of these two systems, we come up with a method that can leverage the advantages and make up for the shortcomings.

In this paper, we develop MeloForm, a system that generates melody with musical form using expert systems and neural networks. The expert system is designed to generate

* Corresponding author: Xu Tan, xuta@microsoft.com

¹ <https://ai-music.github.io/meloform/>

² <https://github.com/microsoft/muzic/tree/main/meloform>



synthetic melodies with precise musical form. It develops the motifs to phrases then to sections, which are arranged by repetitions and variations according to the pre-given musical form. The encoder-attention-decoder Transformer based neural network is introduced to refine melodies generated by expert systems. To improve musical richness without changing musical form, we propose the refinement strategy in phrase level, the conditioning on rhythm and harmony, and the methods for differentiating sections.

MeloForm enjoys the advantages of expert systems and neural models and avoids their limitations as following: 1) Comparing with expert systems, we can generate melodies with better musical richness. 2) Comparing with the models that implicitly learn the repetitive patterns, we can generate melodies explicitly with precise musical form control. 3) Comparing with the models that depend on bar-level structures, we construct higher-level phrases and sections structures. 4) Comparing with the models using detected phrases labels or human labels, we have the labeled musical form data naturally from expert systems with zero cost and precise accuracy.

The main contributions of this work are as follows:

- We develop MeloForm, a system that generates melody with musical form using expert systems and neural networks. This system combines the best of white-box expert system and black-box neural networks for generating melodies with precise musical form and rich melodic expression without any labeled data.
- Experimental results demonstrate that MeloForm achieves precise musical form control with 97.79% accuracy without any labeled data, and outperforms baseline systems by 0.75, 0.50, 0.86 and 0.89 averagely in structure, thematic, richness and overall quality in subjective evaluation.
- MeloForm can generate melodies with various kinds of forms, such as verse and chorus form, rondo form, variational form, sonata form, etc.

2. RELATED WORK

Automatic melody generation evolves from grammar or statistical based generation [12–17] to deep learning empowered generation [2, 3, 6, 8–10, 18–31]. In this section, we introduce existing neural networks and expert systems for melody generation with musical structure.

2.1 Neural Networks for Melody Generation

Generating structured melody has attracted more attention when modeling long music sequence. Previous work address this problem as following: 1) They implicitly learn the long-term dependency or represent repetitive structure with same musical elements to generate melodies with repetitive patterns. Music Transformer [3] introduces a relative attention mechanism to capture long-term dependency. Theme Transformer [4] proposes a novel gated parallel attention module for generation with theme-based

conditioning. Another work [2] presents a hierarchical recurrent neural network to model the note-beat-bar structure. Other methods [5–7] condition the model with same musical features (e.g., harmony and rhythm patterns) to represent the repetitive structure. 2) They explicitly model the bar-level structure for generating melodies one bar after another. In [9, 32], the authors leverage the bar related self-similarity matrix to model the relationship between bars for guiding the melody generation. MELONS [8] constructs a bar-level structure graph for generating melodies with clear bar-level structures. 3) They collect labeled musical data by detection algorithms for generating repetitions for melodies. Repetitive patterns from melodies are detected by music analysis algorithms in [33], while the boundaries of repetitive phrases are recognized in [10]. All of these works can help realize repetitive patterns for melody in some degree, but they still cannot model precise musical form.

2.2 Expert Systems for Melody Generation

Back to 18th century, a system called music dice game is developed for randomly generating music from precomposed options [34]. Recently, much work still investigate rule-based algorithm compositions for specific purpose. The author in [35] comes up with a rule-based algorithm to generate melody note sequence, which is constructed for comparison with the machine learning based compositions. dMelodies [36] combines the designed latent factors to create 2-bar melodies for improving data diversity in disentanglement learning. However, none of them consider the rules for generating melodies with musical form. Computer [37] proposes a hybrid probability/rule based algorithm for music composition, which based on rules about structure, rhythm, repetition, variations, endings, etc. But it did not provide the methods about how to arrange these elements with musical form. And the method for constructing a phrase by multiple different motifs may brings about divergence from music ideas. In [38], repetition of phrases is also considered at a rhythmical level and concerning pitch intervals, but the melody in each phrase is generated one note at a time, which is different from a common composition process by developing a phrase from a motif. Comparing with these systems, the expert system in MeloForm generates melodies by considering the musical form as the hierarchical structure of motifs, phrases and sections with repetitions and variations, which can better express music ideas.

3. METHOD

To combine the advantages of precise musical form control by expert systems and musical richness learning by neural networks, we develop MeloForm that is shown in Figure 2(a), which contains two modules: 1) expert systems for generating synthetic melodies with musical forms; 2) Transformer based neural networks for refining the generated melodies from expert systems.



Figure 1. The score of the melody part from “*Minuet in G Major*” by the composer Christian Petzold. This is an example of a melody with musical form as $A(a_1, a_1)B(b_1, b_2)$. We use capital letters (e.g., A, B) to label sections, while using lowercase (e.g., a_1, b_1, b_2) for representing phrases. Different phrases in the same section are labeled with different numbers.


3.1 Melody Generation with Expert System

The designed expert system with purely handcraft rules is inspired by music theory [1], and is shown in Figure 2(b). Given the musical form with hierarchical structure of sections and phrases, the expert system firstly generates the motifs based on chord progression and rhythm patterns, then develops the generated motifs to phrases. In the phrase-to-section-to-melody development module, we arrange the phrases in sections and sections in melody with repetitions and variations according to the given musical form to generate the synthetic melody with musical form. For example in Figure 1, given the musical form $A(a_1, a_1)B(b_1, b_2)$, a 2-bar motif in the blue box is developed into 8-bar phrase a_1 . Section A is formed by placing repeated phrase a_1 sequentially with some variations. The similar process is implemented to form section B , in which different phrases b_1 and b_2 are developed from different motifs. Then section A and section B are placed sequentially for getting the final composition.

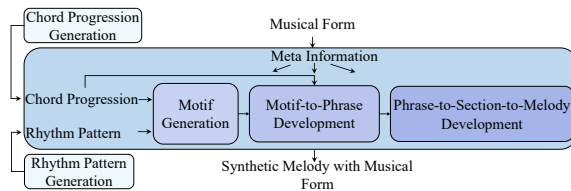
3.1.1 Motif Generation

Motif is the smallest structural unit for identifying music theme, so we create an initial melody in a few bars (i.e., usually 1-2 bars) to construct the motif. Before the generation process, we should define the meta information (i.e., scale, pitch range, tempo and meter) for guiding the whole generation procedure. Considering note sequences are composed of pitches and rhythm patterns, we come up with rule-based algorithms for chord progression generation to guide pitch selection and for rhythm pattern generation to create rhythm patterns for the note sequence in motif. Specifically, the initial pitch of notes is selected from tones in corresponding chords. Then we add some embellishing tones³ to decorate the motif melody. Besides, the interval between adjacent note pitches is constrained to be not greater than seven semitones to ensure pitch consistency. The detailed algorithms of chord progression generation and rhythm pattern generation can be referred in Supplementary Materials Section 1 and 2.

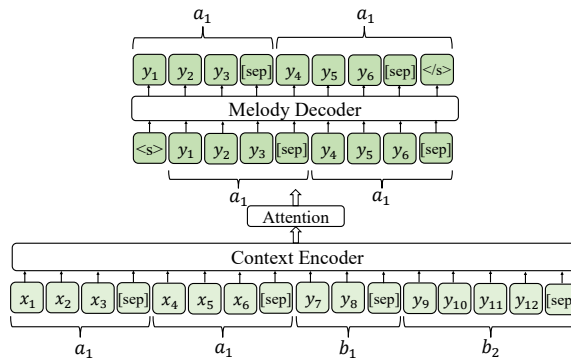
³ <http://openmusictheory.com/embellishingTones.html>



(a) Pipeline of MeloForm.



(b) Detailed process of the expert system.



(c) Architecture of melody refinement neural networks. The input contains four phrases from a melody with musical form as $A(a_1, a_1)B(b_1, b_2)$. In each phrase, x represents the conditioning information (i.e., rhythm, chord and cadence) for each note, while y represents the melody information (i.e., rhythm and pitch) for each note. [sep] indicates the boundaries between phrases, while $\langle s \rangle$ and $\langle /s \rangle$ indicates the beginning and end of phrases.

Figure 2. Architecture of MeloForm.

3.1.2 Motif-to-Phrase Development

A motif is a unit for identifying the music theme, but it is not a complete music expression. Thus, we need to develop it into a phrase, which is the smallest structural unit for expressing complete music ideas. In order to develop motif into phrase, we introduce three basic categories of development strategies: sequence⁴, transformation and ending. These basic development strategies can be combined with each other to create compound development strategies. For example, in Figure 1, the 2-bar motif in the blue box is developed by sequence (i.e., 3-4 bars), transformation (i.e., 5-6 bars) and ending (i.e., 7-8 bars) to form 8-bar phrase a_1 . The detailed description of each development strategy can be referred in Supplementary Materials Sections 3.

There may exist multiple different phrases in each section, each of which has its own motif. Too much different motifs in each section may distract listeners from the main ideas. Thus, we present another way to generate a new motif similar to already generated one for a new phrase. Specifically, we can either directly copy the already generated motif or borrow its rhythm patterns to create a new motif, which can help build some relationships between phrases in the same section. For example, in Figure 1, the

⁴ [https://en.wikipedia.org/wiki/Sequence_\(music\)](https://en.wikipedia.org/wiki/Sequence_(music))

rhythm patterns from the motif in the orange box of phrase b_2 is borrowed from the motif in the pink box of phrase b_1 with a few variations.

3.1.3 Phrase-to-Section-to-Melody Development

After generating all phrases, we need to arrange them with repetitions and variations to form sections, which are higher-level structural units. And sections are then ordered sequentially to finish the composition. As shown in Figure 1, given musical form as $A(a_1, a_1)B(b_1, b_2)$, repeated phrases a_1 with variations are placed in order to form section A . Phrase b_1 and b_2 are placed in order to form section B . At last, section A and section B are arranged sequentially to get the final composition.

Directly generating new motifs when building different sections is not always musically expressive, so we introduce another method for establishing not only similar but also contrastive motifs. To establish the similarity, we can borrow one of the random fragment from phrases in other sections. To form a contrast, we can adjust the rhythm patterns and pitch selection in desired section to change the tension. For example, in Figure 1, the rhythm patterns of the motif in the pink box from phrase b_1 is borrowed from that of the third bar from phrase a_1 , which is not the exact motif for phrase a_1 . And to form a contrast, the pitch is selected from higher range for more tension.

3.2 Melody Refinement with Transformer

Melodies generated by the expert system are guaranteed to have precise musical form, but are lack of musical richness since they are generated by handcraft rules. Thus, in this section, we introduce an encoder-attention-decoder Transformer that takes the synthetic melodies as input and outputs refined melodies with better musical richness. However, the refinement is challenging since it needs to keep the musical form unchanged while improving the musical richness. Due to the lack of controllability of neural networks, directly refining the whole melody without any constraints is easy to lose musical form information. To address this challenge, we describe several design principles in our Transformer model for refinement:

- *Refining melody phrases by phrases.* Since musical phrase is the smallest structural unit for a complete musical expression, it is better to refine the melody phrase by phrase in an iterative process, instead of refining the whole melody in a single time that fails to maintain the musical form from the expert system. However, only refining one phrase at a time is hard to model the repetitive patterns from similar phrases. Therefore, we should refine similar phrases at each iteration step.
- *Refining phrases by conditioning on rhythm and harmony.* Directly generating the refined musical phrases from scratch may lose bottom-level music structure determined by rhythm patterns and harmony. Thus, we should provide explicit condition and control with rhythm and harmony to guide the refine process.

- *Refining phrases by considering their differentiations among different sections.* When composers need to distinguish different sections (e.g., verse and chorus) in melodies, they usually change pitch distribution or rhythms patterns for building up contrasted tension. Accordingly, to maintain such contrast between sections, we need to consider these differentiations in the refinement process.

Based on these design principles, our model architecture is shown in Figure 2(c). We introduce the implementations corresponding to each design principle as follows.

3.2.1 Iterative Phrase Refinement

According to the first design principle, we refine the similar phrases in each iterative step. To train the Transformer model with iterative refinement capability, we first mask similar phrases of the melody in the training data and take the masked melody as the input of the encoder, and generate original phrases corresponding to the masked positions with the decoder, like the masked sequence to sequence (MASS) task in [39]. After model training, the Transformer model is used to refine the similar phrases in synthetic melodies from expert systems in an iterative way. Specifically, if we want to refine the melody with musical form as $A(a_1, a_1)B(b_1, b_2)$, we can refine phrases a_1 for the first iteration and replace the two original phrases with the refined versions, and then refine the phrase b_2 based on the refined melody. This iteration step is finished until all phrases are refined.

3.2.2 Condition with Rhythm and Harmony

The phrases are developed from motif by sequence strategy that results in similar rhythm patterns within some bars. Besides, harmony plays an important role to control pitch distribution in phrase development. Thus, to maintain these music structures in refinement, we condition the model with rhythm patterns, chord progression and cadence to encourage the model to only refine the pitch of the phrase. Specifically, instead of replacing the masked phrases with masked symbols in MASS [39], we replace them with the corresponding rhythm, chord and cadence symbols, shown as x in Figure 2(c).

3.2.3 Differentiation between Sections

We differentiate the phrases in different sections into aspects: 1) Controlling rhythm patterns in the expert system. Rhythm patterns can be adjusted directly in expert system by increasing/decreasing note density, prolong/shrink note length, etc. It is common that larger note density or faster tempo can bring about more intensity. 2) Controlling the pitch distribution in the Transformer model. Although expert systems can control the pitch distribution by selecting pitch from different ranges, it is hard for neural networks to control in the same way. Thus, we insert an “AVG-PITCH” token at the beginning of the condition from each target phrase to represent the average pitch of this phrase, and another “SPAN” token to indicate the pitch span (i.e., the difference between the maximum pitch with minimum

		Structure \uparrow	Thematic \uparrow	Richness \uparrow	Overall \uparrow
Dataset	LMD [40]	3.18 (± 0.64)	3.07 (± 0.58)	3.14 (± 0.40)	3.00 (± 0.57)
	POP909 [41]	4.06 (± 0.49)	3.83 (± 0.54)	4.00 (± 0.61)	4.11 (± 0.46)
Method	Music Transformer [3]	3.00 (± 0.76)	3.21 (± 0.74)	2.11 (± 0.46)	2.32 (± 0.54)
	MELONS [8]	3.18 (± 0.64)	3.07 (± 0.58)	2.64 (± 0.64)	2.89 (± 0.52)
	POP909_lm	2.61 (± 0.62)	2.93 (± 0.60)	2.96 (± 0.45)	2.96 (± 0.49)
	MeloForm	3.68 (± 0.35)	3.57 (± 0.36)	3.43 (± 0.43)	3.61 (± 0.34)

Table 1. Subjective evaluation results, with mean opinion scores and 95% confidence interval for each metric.

pitch). Higher average pitch and more pitch span can build up much more tension.

4. EXPERIMENTAL RESULTS

In this section, we first describe the dataset and system configurations. Next, we show the main results compared with baseline systems. Then we implement some method analysis to further validate the effectiveness of each design. Finally we implement some extensions to demonstrate the scalability of this system.

4.1 Experiment Setup

Dataset. We utilize the LMD-matched MIDI dataset [40] in the training stage of the Transformer based neural networks for melody refinement. We select melodies in 4/4 time signature, and normalize them to the tonality of ‘‘C major’’ or ‘‘A minor’’. At last, we obtain 30,218 MIDI samples. This dataset contains 471,058 phrases, in which there exists 100,948 distinct set of similar phrases based on our phrase boundary detection and similarity calculation, of which the detailed algorithm can be found in Supplementary Materials Section 4.

System Configurations. The encoder-attention-decoder Transformer has 4 encoder and decoder layers, both of which contains 4 attention heads. The hidden size is set as 256. We use Adam optimizer [42] with the learning rate is 0.0005. The dropout rate is set as 0.2 during training. There contains maximum of 4,096 tokens in each batch. The dataset is randomly splitted into training/valid/test set with the ratio of 0.8, 0.1, and 0.1, respectively. We use nucleus sampling [43] with the p set as 0.9.

Subjective Evaluation Metrics. For subjective listening, we invite 10 participants to evaluate 30 samples. There are five randomly selected samples from MeloForm and baselines described in Section 4.2. For each listener, they are randomly ordered to avoid perceptual bias and habituation effect. The rating is based on five-point scale. We define the following four metrics: 1) Structure: Does this melody have complete structure with repetitions and variations? 2) Thematic: Can you figure out the musical theme? 3) Richness: Is the melody similarly melodious as human compositions? 4) Overall: Is the overall quality of the melody the same as human compositions?

4.2 Main Results

We compare MeloForm with the following baselines: 1) Music Transformer [3], an end-to-end neural network solution which introduces the relative attention to learn long-term repetitive patterns; 2) MELONS [8], a Linear Transformer and structure graph based framework for generating melody with bar-level structure; 3) POP909_lm, a language model implemented by ourself for leveraging the phrase labels in POP909 [41] to generate melodies given musical form, whose details can be found in Supplementary section 6. These baselines share the same system configurations with MeloForm for fair comparison.

Table 1 shows the subjective evaluation results in the mean opinion scores (MOS) and 95% confidence interval for these four metrics over all experimental groups. Comparing with baseline systems, MeloForm outperforms all of them in thematicness, structureness, richness and overall quality. We calculate the controlling accuracy of phrase labels for POP909_lm to verify if same phrase labels results in similar melodies. The high accuracy of 100% demonstrates it is capable of generating corresponding repetitive melodies for same phrase labels. It is worth noticing that although POP909_lm can realize the repetitions of phrases, it still fails to provide good listening experience comparing with MeloForm. This demonstrate simply repeating phrases is still deficient. Besides, the less 95% confidence interval of MeloForm provides more confidence for its better performance. We also compare MeloForm with human composed data from the LMD-matched MIDI dataset and POP909. MeloForm shows better performance compared with LMD-matched MIDI dataset, since the samples from LMD-matched MIDI dataset are collected from various kinds of publicly-available sources on the internet, which is hard to guarantee the production quality. In contrast, POP909 is constructed by hiring professional musicians for creating the samples and reviewing the whole generation process, which ensures the quality to be the same as realistic compositions. The comparing results with POP909 reveal that there still exist gaps between melodies generated by MeloForm with the human composed ones.

4.3 Method Analysis

Controllability Study. We calculate the controlling accuracy of musical form by calculating the similarity score between generated melodies from same phrases. The accu-

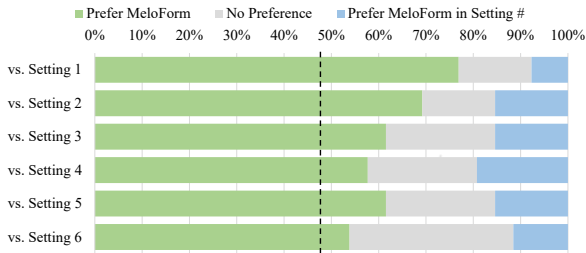


Figure 3. Preference distribution for ablation study, which compares the melodies generated by MeloForm with that from modified system (i.e., MeloForm in Setting #).

racy of 97.79% indicates MeloForm can generate melodies with precise musical form control. We also calculate the accuracy to verify if the pitch distribution is well controlled by average pitch and pitch span. The accuracy of 92.5% in average pitch controlling and 99.71% in pitch span controlling demonstrate its controllability to differentiate sections in pitch dimension.

Ablation Study. We conduct preference tests to verify the contribution of the components in MeloForm with the following settings: 1) Setting 1: w/o development strategies from expert systems. Notes are randomly arranged in expert systems without any development strategies. 2) Setting 2: w/o expert systems. Melodies are first generated for each phrase by neural networks, and then got copied directly with the given musical form for repetition in the same phrase. 3) Setting 3: w/o neural networks. We remove melody refinement neural networks. 4) Setting 4: w/o fine-grained rhythm pattern condition. The condition of rhythm patterns changed from fine-grained level to coarse-grained level. 5) Setting 5: w/o refinement strategy. We directly copy the generate melodies from each phrase to the following same phrases. 6) Setting 6: w/o section differentiation. The “AVGPITCH” and “SPAN” tokens are removed from the beginning of each phrase. The participants are required to compare the samples from MeloForm and these settings and give their preference score.

The preference distribution for the above settings is shown in Figure 3. We derived some observations in the following: 1) More preferences over setting 1 and 2 demonstrate the effectiveness of the whole expert system and the development strategies for building up phrases. 2) More preferences over setting 3, 4, 5, and 6 validate the efficacy of the whole neural refinement model, the rhythm pattern condition, the iterative refinement strategy, and the section differentiation method.

4.4 Extensions to More Musical Forms

In this section, we illustrate the principles to generate melodies with four different musical forms (i.e., Verse and Chorus, Rondo, Variational and Sonata form) based on MeloForm. The examples from these extensions are shown in the demo page.

Verse and Chorus Form is widely used in popular music. It contains two contrasting sections: verse section (i.e., A)

and chorus section (i.e., B), which can be arranged in various kinds of ways, such as $ABAAAB$, ABA , or $AABB$. Users can follow the method in Section 3.1 to build the verse and chorus sections, and leverage the section differentiation in Section 3.2.3 to change the tension. For example, Chorus tends to have more intensive emotional expression. To achieve this, we can control the average pitch to higher level or increase the pitch span for this section.

Rondo Form is a musical form where the refrained section alternates with contrasting sections, such as $ABACADA$. Melody of Rondo Form can be generated by leveraging the method in Section 3.1 to construct the refrained section and contrasting sections, and arrange them sequentially based on the given Rondo Form.

Variational Form is a musical form where the main section is followed by its variations. We represent Variational Form as $AA'A''$ to describe the main section and its variations. To address the challenge of deriving variations from the main section, we can treat the main section as a motif, and use the development strategies in 3.1.2 to develop this longer motif into another higher-level section. Another way is to generate melodies with same sections like AAA by expert systems, and predict the melodies from each section in different iteration steps. There are many other ways for creating the Variational Form, so users are encouraged to provide their own creative design.

Sonata Form is generally consisted of three sections: an exposition, a development, and a recapitulation, which can be represented as ABA' in our system. For the exposition, we generate two phrases with contrasting motifs, where the second phrase is a transposition of the first one by controlling the tonality token when refining the second phrase. The development section is a variation of the exposition, which can be generated by leveraging the methods for constructing variational form. The recapitulation is a repetition of the exposition, in which the second phrase should go back to the tonic key by controlling the tonality token in condition from neural networks.

5. CONCLUSIONS

In this paper, we propose MeloForm, a system to generate melody with musical form based on expert systems and neural networks. It combines the advantages from expert systems to precisely control musical form and neural networks to refine melody for better musical richness without changing musical form. Experimental results demonstrate MeloForm achieves 97.79% accuracy in musical form control, and outperforms baseline systems in structure, thematic richness and overall quality in terms of subjective evaluation. We will release the dataset of the synthetic melodies generated by our expert system and the refined version from our Transformer model to facilitate the future research on music form modeling. Furthermore, we will explore the generation of intro, outro and bridge, and investigate the arrangement generation with musical form to accomplish a complete music composition.

6. REFERENCES

- [1] W. E. Caplin and W. E. Caplin, *Analyzing classical form: an approach for the classroom*. Oxford University Press, 2013.
- [2] J. Wu, C. Hu, Y. Wang, X. Hu, and J. Zhu, “A hierarchical recurrent neural network for symbolic melody generation,” *IEEE transactions on cybernetics*, vol. 50, no. 6, pp. 2749–2757, 2019.
- [3] C.-Z. A. Huang, A. Vaswani, J. Uszkoreit, N. Shazeer, I. Simon, C. Hawthorne, A. M. Dai, M. D. Hoffman, M. Dinculescu, and D. Eck, “Music transformer,” *arXiv preprint arXiv:1809.04281*, 2018.
- [4] Y.-J. Shih, S.-L. Wu, F. Zalkow, M. Muller, and Y.-H. Yang, “Theme transformer: Symbolic music generation with theme-conditioned transformer,” *IEEE Transactions on Multimedia*, 2022.
- [5] K. Chen, W. Zhang, S. Dubnov, G. Xia, and W. Li, “The effect of explicit structure encoding of deep neural networks for symbolic music generation,” in *2019 International Workshop on Multilayer Music Representation and Processing (MMRP)*. IEEE, 2019, pp. 77–84.
- [6] Z. Ju, P. Lu, X. Tan, R. Wang, C. Zhang, S. Wu, K. Zhang, X. Li, T. Qin, and T.-Y. Liu, “Telemelody: Lyric-to-melody generation with a template-based two-stage method,” *arXiv preprint arXiv:2109.09617*, 2021.
- [7] X. Zhang, J. Zhang, Y. Qiu, L. Wang, and J. Zhou, “Structure-enhanced pop music generation via harmony-aware learning,” *arXiv preprint arXiv:2109.06441*, 2021.
- [8] Y. Zou, P. Zou, Y. Zhao, K. Zhang, R. Zhang, and X. Wang, “Melons: generating melody with long-term structure using transformers and structure graph,” *arXiv preprint arXiv:2110.05020*, 2021.
- [9] J. Wu, X. Liu, X. Hu, and J. Zhu, “Popmnet: Generating structured pop music melodies using neural networks,” *Artificial Intelligence*, vol. 286, p. 103303, 2020.
- [10] S. Dai, Z. Jin, C. Gomes, and R. B. Dannenberg, “Controllable deep melody generation via hierarchical music structure representation,” *arXiv preprint arXiv:2109.00663*, 2021.
- [11] J. Zhao and G. Xia, “Accomontage: Accompaniment arrangement via phrase selection and style transfer,” *arXiv preprint arXiv:2108.11213*, 2021.
- [12] H. Young, “A categorial grammar for music and its use in automatic melody generation,” in *Proceedings of the 5th ACM SIGPLAN International Workshop on Functional Art, Music, Modeling, and Design*, 2017, pp. 1–9.
- [13] D. Quick and P. Hudak, “Grammar-based automated music composition in haskell,” in *Proceedings of the first ACM SIGPLAN workshop on Functional art, music, modeling & design*, 2013, pp. 59–70.
- [14] M. Kikuchi and Y. Osana, “Automatic melody generation considering chord progression by genetic algorithm,” in *2014 Sixth World Congress on Nature and Biologically Inspired Computing (NaBIC 2014)*. IEEE, 2014, pp. 190–195.
- [15] A. Garay Acevedo, “Fugue composition with counterpoint melody generation using genetic algorithms,” in *International symposium on computer music modeling and retrieval*. Springer, 2004, pp. 96–106.
- [16] K. Wakui, Y. Hatori, and Y. Osana, “Automatic melody generation considering chord progression using genetic algorithm,” *IEICE Proceedings Series*, vol. 48, no. B2L-E-7, 2016.
- [17] M. Takano and Y. Osana, “Automatic melody generation considering user’s evaluation using interactive genetic algorithm,” in *Asia-Pacific Conference on Simulated Evolution and Learning*. Springer, 2014, pp. 785–797.
- [18] Z. Guo, M. Dimos, and H. Dorian, “Hierarchical recurrent neural networks for conditional melody generation with long-term structure,” *arXiv preprint arXiv:2102.09794*, 2021.
- [19] Y. Yu, A. Srivastava, and S. Canales, “Conditional lstm-gan for melody generation from lyrics,” *ACM Transactions on Multimedia Computing, Communications, and Applications (TOMM)*, vol. 17, no. 1, pp. 1–20, 2021.
- [20] A. Mishra, K. Tripathi, L. Gupta, and K. P. Singh, “Long short-term memory recurrent neural network architectures for melody generation,” in *Soft Computing for Problem Solving*. Springer, 2019, pp. 41–55.
- [21] Y. Yu, F. Harscoët, S. Canales, G. Reddy M, S. Tang, and J. Jiang, “Lyrics-conditioned neural melody generation,” in *International Conference on Multimedia Modeling*. Springer, 2020, pp. 709–714.
- [22] L.-C. Yang, S.-Y. Chou, and Y.-H. Yang, “Midinet: A convolutional generative adversarial network for symbolic-domain music generation,” *arXiv preprint arXiv:1703.10847*, 2017.
- [23] S. Li, S. Jang, and Y. Sung, “Automatic melody composition using enhanced gan,” *Mathematics*, vol. 7, no. 10, p. 883, 2019.
- [24] Z. Sheng, K. Song, X. Tan, Y. Ren, W. Ye, S. Zhang, and T. Qin, “Songmass: Automatic song writing with pre-training and alignment constraint,” in *Proceedings of the AAAI Conference on Artificial Intelligence*, vol. 35, no. 15, 2021, pp. 13 798–13 805.

- [25] Y.-S. Huang and Y.-H. Yang, “Pop music transformer: Beat-based modeling and generation of expressive pop piano compositions,” in *Proceedings of the 28th ACM International Conference on Multimedia*, 2020, pp. 1180–1188.
- [26] A. Katharopoulos, A. Vyas, N. Pappas, and F. Fleuret, “Transformers are rnns: Fast autoregressive transformers with linear attention,” in *International Conference on Machine Learning*. PMLR, 2020, pp. 5156–5165.
- [27] W.-Y. Hsiao, J.-Y. Liu, Y.-C. Yeh, and Y.-H. Yang, “Compound word transformer: Learning to compose full-song music over dynamic directed hypergraphs,” *arXiv preprint arXiv:2101.02402*, 2021.
- [28] Z. Dai, Z. Yang, Y. Yang, J. Carbonell, Q. V. Le, and R. Salakhutdinov, “Transformer-xl: Attentive language models beyond a fixed-length context,” *arXiv preprint arXiv:1901.02860*, 2019.
- [29] X. Wu, C. Wang, and Q. Lei, “Transformer-xl based music generation with multiple sequences of time-valued notes,” *arXiv preprint arXiv:2007.07244*, 2020.
- [30] C. Zhang, L. Chang, S. Wu, X. Tan, T. Qin, T.-Y. Liu, and K. Zhang, “Relyme: Improving lyric-to-melody generation by incorporating lyric-melody relationships,” *arXiv preprint arXiv:2207.05688*, 2022.
- [31] A. Lv, X. Tan, T. Qin, T.-Y. Liu, and R. Yan, “Recreation of creations: A new paradigm for lyric-to-melody generation,” *arXiv e-prints*, pp. arXiv–2208, 2022.
- [32] H. Jhamtani and T. Berg-Kirkpatrick, “Modeling self-repetition in music generation using generative adversarial networks,” in *Machine Learning for Music Discovery Workshop, ICML*, 2019.
- [33] D. Herremans and E. Chew, “Morpheus: automatic music generation with recurrent pattern constraints and tension profiles,” in *Proceedings of IEEE TENCON,-2016 IEEE Region 10 Conference*. IEEE, 2016, pp. 282–285.
- [34] S. A. Hedges, “Dice music in the eighteenth century,” *Music & Letters*, vol. 59, no. 2, pp. 180–187, 1978.
- [35] P. Wiriyachaiporn, K. Chanasit, A. Suchato, P. Punyabukkana, and E. Chuangsuwanich, “Algorithmic music composition comparison,” in *2018 15th International Joint Conference on Computer Science and Software Engineering (JCSSE)*. IEEE, 2018, pp. 1–6.
- [36] A. Pati, S. Gururani, and A. Lerch, “dmelodies: A music dataset for disentanglement learning,” *arXiv preprint arXiv:2007.15067*, 2020.
- [37] B. Bozhanov, “Computoser-rule-based, probability-driven algorithmic music composition,” *arXiv preprint arXiv:1412.3079*, 2014.
- [38] A. Elowsson and A. Friberg, “Algorithmic composition of popular music,” in *The 12th international conference on music perception and cognition and the 8th triennial conference of the European society for the cognitive sciences of music*, 2012, pp. 276–285.
- [39] K. Song, X. Tan, T. Qin, J. Lu, and T.-Y. Liu, “Mass: Masked sequence to sequence pre-training for language generation,” in *International Conference on Machine Learning*. PMLR, 2019, pp. 5926–5936.
- [40] C. Raffel, *Learning-based methods for comparing sequences, with applications to audio-to-midi alignment and matching*. Columbia University, 2016.
- [41] Z. Wang, K. Chen, J. Jiang, Y. Zhang, M. Xu, S. Dai, X. Gu, and G. Xia, “Pop909: A pop-song dataset for music arrangement generation,” *arXiv preprint arXiv:2008.07142*, 2020.
- [42] D. P. Kingma and J. Ba, “Adam: A method for stochastic optimization,” *arXiv preprint arXiv:1412.6980*, 2014.
- [43] A. Holtzman, J. Buys, L. Du, M. Forbes, and Y. Choi, “The curious case of neural text degeneration,” *arXiv preprint arXiv:1904.09751*, 2019.

SUPPLEMENTARY MATERIALS OF “MELOFORM: GENERATING MELODY WITH MUSICAL FORM BASED ON EXPERT SYSTEMS AND NEURAL NETWORKS”

Peiling Lu¹ Xu Tan¹ Botao Yu²
Tao Qin¹ Sheng Zhao³ Tie-Yan Liu¹

¹ Microsoft Research Asia, Beijing, China

² Nanjing University, Nanjing, China

³ Microsoft Azure Speech, Beijing, China

{peil,xuta,taoqin,szhao,tyliu}@microsoft.com, btyu@smail.nju.edu.cn

1. CHORD PROGRESSION GENERATION

The chord progression generation is to generate chord progression for motif and phrase for helping build note sequences in melodies. The chord progression is built upon harmonic functions¹, which can be classified as tonic (T), subdominant (S) and dominant (D) in common-practice music. Figure 1 illustrates the harmonic progression flowchart in major scale. The high-level harmonic progression flows as T-S-D-T. In each functional group, the chords can progress to each other as shown in dotted line. The progression for the motif and phrase can be constructed with this pattern. Particularly, at the end of each phrase and sections, cadence² is considered when building chord progressions. There are two types of cadences we used: authentic cadence (i.e. chords ending with dominant to tonic chord) and half cadence (i.e. chords ending with tonic chord). Phrases at the end of sections can end with authentic cadence, while phrases inside sections can end with both of them. This depends on how you develop your music ideas. Furthermore, to narrow down the selection range, we collected some best-seller progressions to construct a n-gram distribution for helping direct the chord progression.

2. RHYTHM PATTERN GENERATION

The rhythm pattern generation creates the rhythm patterns for the motif. For example, We randomly generate the rhythm patterns for one-measure motif in 4/4 meter as follows: 1) We divide the 4-beat measure into uniform eight positions (i.e. one quarter note is partitioned into two eighth notes) as one chunk. 2) We randomly select a subset

¹ <https://musictheory.pugetsound.edu/mt21c/HarmonicFunction.html>

² <https://en.wikipedia.org/wiki/Cadence>

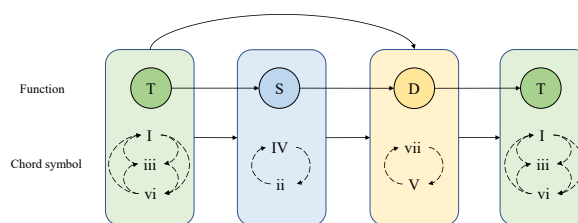


Figure 1. Transformer based Melody Polisher

of this eight positions to insert n rest notes, which divides the original chunk into $n + 1$ chunks. 3) In each chunk, we randomly select the subset of the positions to insert boundaries to determine which set of notes need to be merged. The notes between two consecutive boundaries are bound to be joined into a longer note. There are some limitations to make the rhythm applicable for singing: 1) The accumulated duration of rest notes in one measure is not greater than two beats. 2) The duration of each rest note is not greater than one beat. 3) The duration of each note is not greater than four beats. 4) The number of notes in each measure is not less than three.

3. DEVELOPMENT STRATEGY

In order to develop the motif into the phrase, we define three categories of development strategies: sequence, transformation and ending. We will illustrate the specific methods used in each strategy.

Sequence we leverage the sequence³ to restate the motif in development bars, such as real sequence, tonal sequence, rhythmic sequence and modified sequence. The specific one is chosen by referring to the chord in development bars. For example, if the chord progression of development bars is the same as motif, we can randomly choose the methods above without any limitations. However, if the chord progression changes, pitch selection should also be changed for harmony, rhythm sequence is a better choice for this situation.

³ [https://en.wikipedia.org/wiki/Sequence_\(music\)#Melodic_sequences](https://en.wikipedia.org/wiki/Sequence_(music)#Melodic_sequences)

58 **Transformation** For transformation, we propose some
 59 methods of acceleration, decoration, fragmentation, and
 60 fine-tuning. As shown in Figure 2(a), Acceleration speeds
 61 up the motif by reducing note duration and inter-onset in-
 62 terval (IOI)⁴. This may results in bar count mismatch
 63 since notes are move ahead, sequence can help fill the re-
 64 maining measures. Decoration in Figure 2(b) is the same
 65 with that in motif generation. Fragmentation in Figure
 66 2(c) is to randomly select a fragment of the motif, and se-
 67 quence it to the desired length for emphasizing the motif
 68 once again. Fine-tuning is to change some notes for mot-
 69 if variation by moving the pitch, merging notes, splitting
 70 notes, decorating notes, etc.

71 **Ending** Ending is to give a sense of the end, which can
 72 be achieved by generating a new melody using the same
 73 method of motif generation, and force the last pitch lower
 74 than the first pitch to form a downward melody shape. An-
 75 other way is to prolong the note length in the last bar for a
 76 feeling of rest.

77 4. PHRASE BOUNDARY AND SIMILARITY 78 DETECTION ALGORITHM

79 The phrase boundary has been detected by calculating the
 80 onset intervals between adjacent notes. If this onset inter-
 81 val is greater than 1.5 beats, and there exists a rest between
 82 notes, we recognize there exists a boundary between these
 83 two segments. The phrase similarity is calculated by string
 84 edit distance. Saying that there are token sequences of two
 85 phrases, we use the string edit distance to calculate the sim-
 86 ilarity degrees, then regard two phrases are similar if the
 87 degree is greater than 0.9.

88 5. CASE STUDY

89 Figure 3 shows an example of a generated melody from
 90 MeloForm. The musical form for this melody is rep-
 91 resented as $A(a_1, a'_1, a''_1)B(b_1, b'_1, b''_1)A(a_1, a_1, a_1)$. In
 92 phrase a_1 , 1-bar motif is developed into 4-bar phrase by se-
 93 quence, sequence and ending. Combining with phrases a'_1
 94 and a''_1 , the variations from phrase a_1 , we form the section
 95 A . For phrase b_1 , motif is developed by transformation,
 96 sequence, and a compound of ending and transformation.
 97 Phrase b_1 and its variations b'_1 and b''_1 form section B . Sec-
 98 tion A recurs again with three phrases a_1 . More examples
 99 are updated to demo page⁵.

100 6. POP909_LM

101 We trained the language model using Transformer as the
 102 backbone. The input sequence is encoded the same with
 103 MeloForm except that the phrase label is added for each
 104 note. When predicting melodies given musical form, we
 105 enforce the model to place the given label at the beginning
 106 of the phrase, which conditions the model to predict the
 107 note sequence for the given phrase.



Figure 2. Transformation strategies. Acceleration: lines in yellow describe the length shortening for each note, while yellow lines illustrate sequence to the next bar. Decoration: yellow notes represent Passing Tone, and blue notes represent Complete Neighbor Tone, and blue notes represent Double Neighbor Figure. Fragmentation: motif in yellow box is extracted to be the fragment to be developed. This fragment is firstly sequenced to fill up the remaining bar, and the note sequence from this bar will be sequenced to the next bar for matching the number of bars in original motif. Fine-tuning: yellow lines represent the way to split the notes; green lines represent the method for merging notes; blue lines represent moving pitch.

⁴ https://en.wikipedia.org/wiki/Time_point

⁵ <https://meloform.github.io/>

A

♩ = 96

*a*₁

motif sequence sequence ending

*a*₁'

*a*₁''

B

*b*₁

motif transformation sequence ending, transformation

*b*₁'

*b*₁''

A

*a*₁

*a*₁'

*a*₁''

Figure 3. Case study example.