

Generalized speed limits for classical stochastic systems and their applications to relaxation, annealing, and pumping processes

Kazutaka Takahashi and Yasuhiro Utsumi

Department of Physics Engineering, Faculty of Engineering, Mie University, Mie 514-8507, Japan

(Dated: August 31, 2022)

We extend the speed limit of a distance between two states evolving by different generators for quantum systems [K. Suzuki and K. Takahashi, *Phys. Rev. Res.* **2**, 032016(R) (2020)] to the classical stochastic processes described by the master equation. We demonstrate that the trace distance between arbitrary evolving states is bounded from above by using a geometrical metric. The geometrical bound reduces to the Fisher information metric for the distance between the time-evolved state and the initial state. We compare the bound in relaxation and annealing processes with a different type of bound known for nonequilibrium thermodynamical systems. For dynamical processes such as annealing and pumping processes, the distance between the time-evolved state and the instantaneous stationary state becomes a proper choice and the bound is represented by the Fisher information metric of the stationary state. The metric is related to the counterdiabatic term defined from the time dependence of the stationary state.

I. INTRODUCTION

It is widely known that a certain type of inequalities on time evolution generally holds in dynamical systems. When the state of the system is described by a time-evolution law, a distance measure for the time-evolved state and the initial state is bounded from above by using a geometrical metric. This speed-limit inequality was first studied for closed quantum systems and is known as the Mandelstam–Tamm relation [1]. From a general perspective, it was recently understood that the speed-limit inequality holds not only for quantum systems but also for classical stochastic systems [2, 3]. The inequality was further extended to nonequilibrium thermodynamic processes [4]. The state distance is bounded from above by nonequilibrium quantities such as the entropy production. The thermodynamic speed limit is one of recent interests on nonequilibrium thermodynamics and has been discussed intensively. Thus, due to increasing interests on general properties of dynamical processes including quantum controls, thermodynamical operations, computational cost, and information processing, the speed limit has attract renewed attention in recent years [5].

Suppose that the state of a dynamical system is characterized by $\rho(t)$. It evolves as a function of time t according to the time-evolution law. When the difference between the time-evolved state and the initial state is characterized by a distance measure $D(\rho(t), \rho(0))$, we generally have an inequality

$$D(\rho(t), \rho(0)) \leq \int_0^t ds v(s), \quad (1)$$

and the maximum velocity $v(s)$ is determined from the geometrical property of the time evolution. For Schrödinger dynamics, when the distance measure is defined by the Fubini-Study metric, the velocity $v(s)$ is represented by the variance of the energy. This relation was generalized to give a similar bound for a distance between arbitrary time-evolved states $D(\rho^{(1)}(t), \rho^{(2)}(t))$ [6, 7].

The main aim of the present study is to understand related formula for classical stochastic systems systematically. We assume the Markovian dynamics and the time evolution is described by the master equation. As we mentioned above, the speed-limit inequalities for classical systems were discussed in previous studies [2–4]. Each study focused especially on the use of the Wigner function to describe the quantum-classical correspondence [2], the formal derivations of inequalities for several kinds of classical stochastic equations [3], and the representation of the bound by thermodynamic quantities [4]. In the present study, we reformulate the relation from a geometrical perspective and generalize it to a distance between arbitrary time-evolved states.

The classical state is characterized by the probability distribution with nonnegative variables, which is contrasted to the quantum state where each component is characterized by a complex variable. In addition, the master equation basically describes a relaxation to the stationary state. These properties are strongly reflected to the tightness of the bound. We need to study the bound more closely in specific examples, which is one of our aim in the present study.

The organization of the paper is as follows. First, in Sec. II, we derive general inequality relations. Next, we apply the derived inequalities to relaxation and annealing processes in Secs. III, IV, and pumping processes in Sec. V. Finally, we give summary in Sec. VI.

II. SPEED LIMITS FOR CLASSICAL STOCHASTIC PROCESSES

A. General results

We discuss a speed-limit inequality generally written for a distance measure D as

$$D(\rho^{(1)}(t), \rho^{(2)}(t)) \leq \int_0^t ds v_{12}(s), \quad (2)$$

where $\rho^{(1)}(t)$ and $\rho^{(2)}(t)$ represent arbitrary states. The time evolution of each state $\rho^{(i)}(t)$, where i takes 1 or 2, is described by a continuous Markov process

$$\dot{\rho}^{(i)}(t) = K^{(i)}[\rho^{(i)}(t)], \quad (3)$$

where the dot symbol denotes the time derivative. The explicit form of $K^{(i)}[\rho]$ depends on the detail of the system. We also set the initial condition $\rho^{(1)}(0) = \rho^{(2)}(0)$. Then, $v_{12}(t)$ in Eq. (2) can be obtained by considering the infinitesimal time evolution. We set $D(\rho^{(1)}(t), \rho^{(2)}(t)) = 0$ to write

$$D(\rho^{(1)}(t+dt), \rho^{(2)}(t+dt)) = v_{12}(t)dt + O(dt^2). \quad (4)$$

$v_{12}(t)$ is a nonnegative quantity and has a meaning of a state distinguishable metric. Equation (2) is a generalization of Eq. (1) and can be useful when we want to know the behavior of the unknown state $\rho^{(1)}(t)$ from the well-known state $\rho^{(2)}(t)$. Then, it is important to represent $v_{12}(t)$ with respect to $\rho^{(2)}(t)$ only.

Above formulation is applied to any quantum and classical systems. The applications to Schrödinger dynamics were discussed in Refs. [6–8]. In the present study, we treat classical stochastic processes. The state of the system is described by the probability distribution. We use the vector representation

$$|p(t)\rangle = \sum_{n=1}^N |n\rangle p_n(t) = \begin{pmatrix} p_1(t) \\ p_2(t) \\ \vdots \\ p_N(t) \end{pmatrix}, \quad (5)$$

where N denotes the number of events. Each component $p_n(t) = \langle n|p(t)\rangle$ ($n = 1, 2, \dots, N$) is a nonnegative quantity and the normalization condition $\sum_{n=1}^N p_n(t) = 1$ is imposed. We compare two different states $|p^{(1)}(t)\rangle$ and $|p^{(2)}(t)\rangle$ with the initial condition $|p^{(1)}(0)\rangle = |p^{(2)}(0)\rangle$. The time evolution of each state is described by the classical master equation

$$|\dot{p}^{(i)}(t)\rangle = W^{(i)}(t)|p^{(i)}(t)\rangle, \quad (6)$$

with $i = 1$ or 2 . The offdiagonal components of the transition-rate matrix $W^{(i)}(t)$, $\langle m|W^{(i)}(t)|n\rangle$ with $m \neq n$, are nonnegative and the diagonal components, $\langle n|W^{(i)}(t)|n\rangle$, are determined from the relation $\sum_{n=1}^N \langle n|W^{(i)}(t)|n\rangle = 0$.

The explicit form of $v_{12}(t)$ depends on the definition of the distance measure. When we use the trace distance

$$D(p^{(1)}(t), p^{(2)}(t)) = \frac{1}{2} \sum_{n=1}^N |p_n^{(1)}(t) - p_n^{(2)}(t)|, \quad (7)$$

we obtain by using Eq. (4)

$$D(p^{(1)}(t), p^{(2)}(t)) \leq \frac{1}{2} \sum_{n=1}^N \int_0^t ds \times \left| \langle n| (W^{(1)}(s) - W^{(2)}(s)) |p^{(2)}(s)\rangle \right|. \quad (8)$$

We can also use the Cauchy–Schwartz inequality $\sum_n a_n b_n \leq \sqrt{\sum_n a_n^2 \sum_n b_n^2}$ to bound the right hand side from above as

$$D(p^{(1)}(t), p^{(2)}(t)) \leq \frac{1}{2} \int_0^t ds \left[\sum_{n=1}^N p_n^{(2)}(s) \times \left(\frac{\langle n| (W^{(1)}(s) - W^{(2)}(s)) |p^{(2)}(s)\rangle}{p_n^{(2)}(s)} \right)^2 \right]^{1/2}. \quad (9)$$

This bound can also be derived by using the Bhattacharyya angle as a distance measure. It is defined as

$$\Theta(p^{(1)}(t), p^{(2)}(t)) = \arccos \sum_{n=1}^N \sqrt{p_n^{(1)}(t) p_n^{(2)}(t)}, \quad (10)$$

By using the infinitesimal time evolution, we can find that $\Theta(p^{(1)}(t), p^{(2)}(t))$ is bounded from above by the quantity of the right hand side in Eq. (9). Since we generally have the relation $D(p^{(1)}(t), p^{(2)}(t)) \leq \Theta(p^{(1)}(t), p^{(2)}(t))$, we can obtain Eq. (9) as a result.

Equations (8) and (9) are the main general results of the present study. We note that $|p^{(2)}(s)\rangle$ on the right hand side of these equations can be replaced by $|p^{(1)}(s)\rangle$. We can use the convenient choice depending on the problem. Although Eq. (9) gives a loose bound compared to that in Eq. (8), we find in the following discussion that the bound in Eq. (9) is used to obtain some geometrical understanding.

To support the heuristic derivation of Eq. (8), we discuss an explicit derivation in the following. It is also used to find a different form of the bound. We start from the integral representation

$$|p^{(1)}(t)\rangle = |p^{(2)}(t)\rangle + \int_0^t ds U^{(1)}(t, s) (W^{(1)}(s) - W^{(2)}(s)) |p^{(2)}(s)\rangle, \quad (11)$$

where the time evolution operator $U^{(1)}(t, s)$ is defined from the relation $|p^{(1)}(t)\rangle = U^{(1)}(t, s) |p^{(1)}(s)\rangle$ and satisfies $\partial_t U^{(1)}(t, s) = W^{(1)}(t) U^{(1)}(t, s)$, $\partial_s U^{(1)}(t, s) = -U^{(1)}(t, s) W^{(1)}(s)$, and $U^{(1)}(s, s) = 1$. Equation (11) can easily be checked by taking the time derivative of the equation and by setting $t = 0$. We can write the trace distance

$$D(p^{(1)}(t), p^{(2)}(t)) = \frac{1}{2} \sum_{m=1}^N \left| \int_0^t ds \langle m| U^{(1)}(t, s) \times (W^{(1)}(s) - W^{(2)}(s)) |p^{(2)}(s)\rangle \right|. \quad (12)$$

We insert $\sum_{n=1}^N |n\rangle \langle n| = 1$ between the first line and the second line of this equation and use the general inequality $\left| \sum_n \int_0^t ds a_n(s) \right| \leq \sum_n \int_0^t ds |a_n(s)|$ to obtain

$$D(p^{(1)}(t), p^{(2)}(t)) \leq \frac{1}{2} \sum_{m,n=1}^N \int_0^t ds \left| \langle m| U^{(1)}(t, s) |n\rangle \right|$$

$$\times \langle n | (W^{(1)}(s) - W^{(2)}(s)) | p^{(2)}(s) \rangle \Big|. \quad (13)$$

Since $\langle m | U^{(1)}(t, s) | n \rangle$ represents a probability, it is a non-negative quantity and satisfies $\sum_{m=1}^N \langle m | U^{(1)}(t, s) | n \rangle = 1$. Thus, we obtain the bound in Eq. (8).

Using the exact relation in Eq. (12), we can obtain a different bound [9]. We define

$$K(t) = \int_0^t ds (W^{(1)}(s) - W^{(2)}(s)), \quad (14)$$

and use the integration by parts as

$$\begin{aligned} |p^{(1)}(t)\rangle &= |p^{(2)}(t)\rangle + \int_0^t ds U^{(1)}(t, s) \frac{dK(s)}{ds} |p^{(2)}(s)\rangle \\ &= |p^{(2)}(t)\rangle + K(t) |p^{(2)}(t)\rangle + \int_0^t ds U^{(1)}(t, s) \\ &\quad \times \left(W^{(1)}(s) K(s) - K(s) W^{(2)}(s) \right) |p^{(2)}(s)\rangle. \end{aligned} \quad (15)$$

Then, by using the same procedure as Eq. (13), we can eliminate $U^{(1)}$ as

$$\begin{aligned} D(p^{(1)}(t), p^{(2)}(t)) &\leq \frac{1}{2} \sum_{n=1}^N \left| \langle n | K(t) | p^{(2)}(t) \rangle \right| \\ &\quad + \frac{1}{2} \sum_{n=1}^N \int_0^t ds \left| \langle n | \left(W^{(1)}(s) K(s) \right. \right. \\ &\quad \left. \left. - K(s) W^{(2)}(s) \right) | p^{(2)}(s) \rangle \right|. \end{aligned} \quad (16)$$

This is a different representation of the bound of $D(p^{(1)}(t), p^{(2)}(t))$. Compared to Eq. (8), we expect that the right hand side of Eq. (16) becomes smaller when the transition-rate matrix is an oscillating function of time and satisfies $K(t) = 0$. Since the last term of the right hand side in Eq. (15) takes a similar form as that in Eq. (11), we can repeat the same calculation any number of times by changing the definition of $K(t)$ to obtain different forms of the bound.

B. Relaxation processes

The derived inequalities, Eqs. (8), (9), and (16), are applied to arbitrary sets of probability distributions, $|p^{(1)}(t)\rangle$ and $|p^{(2)}(t)\rangle$. The master equation basically describes a relaxation process. In that case, the time-evolved state is compared to the initial state as in the standard speed-limit analysis. By putting $(p^{(1)}(t), p^{(2)}(t)) = (p(0), p(t))$ and $(W^{(1)}(t), W^{(2)}(t)) = (0, W(t))$ for the general inequality derived in the previous subsection, we obtain

$$D(p(t), p(0)) = \frac{1}{2} \sum_{n=1}^N \left| \int_0^t ds \langle n | W(s) | p(s) \rangle \right|$$

$$\begin{aligned} &\leq \frac{1}{2} \sum_{n=1}^N \int_0^t ds |\langle n | W(s) | p(s) \rangle| \\ &\leq \frac{1}{2} \int_0^t ds \sqrt{J(s)}. \end{aligned} \quad (17)$$

The second line corresponds to the general relation in Eq. (8) and the third line to Eq. (9). $J(t)$ represents the Fisher information metric defined as

$$J(t) = \sum_{n=1}^N p_n(t) \left(\frac{\dot{p}_n(t)}{p_n(t)} \right)^2. \quad (18)$$

The representation of the bound by the Fisher information metric is well known as the form $\Theta(p(t), p(0)) \leq \frac{1}{2} \int_0^t ds \sqrt{J(s)}$. The Fisher information metric is a geometrical quantity and is interpreted as the squared velocity in the probability distribution space. The bound by the Fisher information metric is known as the thermodynamic speed limit. The statistical distances are defined in quantum and classical stochastic systems and their bounds are characterized by a Riemannian metric [10–13]. The thermodynamic speed limit has been discussed recently in the context of the information geometry [14, 15].

It is instructive to see how the bound is dependent on t . To treat relaxation processes, we consider the case that the transition-rate matrix W is time independent. We write the transition-rate matrix in the spectral representation

$$W = \sum_{n=1}^N \Lambda_n |R_n\rangle \langle L_n|. \quad (19)$$

The right eigenstate $|R_n\rangle$ and the left eigenstate $\langle L_n|$ satisfy $\langle L_m | R_n \rangle = \delta_{m,n}$ and $\sum_{n=1}^N |R_n\rangle \langle L_n| = 1$. The eigenvalue Λ_n takes a nonpositive value. One of them, we set it as Λ_1 , must be equal to zero and the corresponding eigenstate $|R_1\rangle$ represents the stationary state. We assume the stationary state is unique, which implies $\Lambda_n < 0$ for $n = 2, 3, \dots, N$. Then, the solution of the master equation is written as

$$|p(t)\rangle = |R_1\rangle + \sum_{n=2}^N c_n e^{\Lambda_n t} |R_n\rangle, \quad (20)$$

where c_n is determined from the initial condition. The bound in Eq. (17) is written as

$$\begin{aligned} &\frac{1}{2} \sum_{n=1}^N \int_0^t ds |\langle n | W | p(s) \rangle| \\ &= \frac{1}{2} \sum_{n=1}^N \int_0^t ds \left| \sum_{m=2}^N c_m e^{\Lambda_m s} \Lambda_m \langle n | R_m \rangle \right| \\ &\leq \frac{1}{2} \sum_{n=1}^N \sum_{m=2}^N (1 - e^{\Lambda_m t}) |c_m \langle n | R_m \rangle|. \end{aligned} \quad (21)$$

As we expect, the largest nonzero eigenvalue basically determines the relaxation processes.

This result shows that the bound in Eq. (17) converges to a finite value at the limit $t \rightarrow \infty$. This property is contrasted to the case of quantum systems where the integrand in Eq. (1) or Eq. (2) does not vanish at $t \rightarrow \infty$. In that case, the bound exceeds the possible maximum value of the distance at the limit.

C. Time-dependent stationary states

When the transition-rate matrix $W(t)$ is a function of t , we can define the instantaneous stationary solution satisfying $W(t)|p^{\text{st}}(t)\rangle = 0$. When the system is operated slowly, the system follows the instantaneous stationary solution. Then, the mechanism of the dynamics is different from that of the relaxation process. We study implications from the speed-limit inequalities.

When the system is coupled to an external reservoir characterized by the inverse temperature β , the stationary state is given by the Gibbs distribution

$$p_n^{\text{st}} = \frac{e^{-\beta E_n}}{\sum_{m=1}^N e^{-\beta E_m}}, \quad (22)$$

where E_n denotes the energy of the state $|n\rangle$. Both β and E_n can be time dependent.

We start the time evolution from the stationary state $|p(0)\rangle = |p^{\text{st}}(0)\rangle$. The time derivative of the Gibbs state $|p^{\text{st}}(t)\rangle$ is formally written as

$$|\dot{p}^{\text{st}}(t)\rangle = (W(t) + W_0^{\text{cd}}(t)) |p^{\text{st}}(t)\rangle, \quad (23)$$

where

$$W_0^{\text{cd}}(t) = |\dot{R}_1(t)\rangle\langle L_1| = |\dot{p}^{\text{st}}(t)\rangle \sum_{n=1}^N \langle n|. \quad (24)$$

We note that $|R_1(t)\rangle = |p^{\text{st}}(t)\rangle$. As we give a generalized discussion below, $W_0^{\text{cd}}(t)$ is interpreted as a counterdiabatic term used in the method of shortcuts to adiabaticity [16–21]. It is introduced when we want to use the stationary state as the solution of the master equation.

In the present setting, we can apply the bound in Eq. (17) for $D(p(t), p(0))$. By using the general formula in Eq. (8), we can also examine the distance between the time-evolved state and the instantaneous stationary state at each time. We set $(p^{(1)}(t), p^{(2)}(t)) = (p(t), p^{\text{st}}(t))$ to obtain

$$\begin{aligned} D(p(t), p^{\text{st}}(t)) &\leq \frac{1}{2} \sum_{n=1}^N \int_0^t ds |\dot{p}_n^{\text{st}}(s)| \\ &\leq \frac{1}{2} \int_0^t ds \sqrt{J^{\text{st}}(s)}, \end{aligned} \quad (25)$$

where $J^{\text{st}}(s)$ represents the Fisher information metric for $|p^{\text{st}}(s)\rangle$. When we drive the system slowly in time, the state $|p(t)\rangle$ is close to the instantaneous stationary state $|p^{\text{st}}(t)\rangle$ and Eq. (25) is used to evaluate the adiabatic error, the deviation from the stationary state.

We note that the bound in Eq. (25) is represented by using the stationary state only and is different from the bound in Eq. (17) for relaxation processes. In Eq. (11), the relaxation dynamics is reflected in the time-evolution operator $U^{(1)}$. It is neglected in the course of the derivation of Eq. (25), which becomes an origin of a loose bound as we discuss below. Although the stationary state is used as the bound, Eq. (25) is applicable to any state $|p(t)\rangle$.

The bound by the Fisher information metric of the stationary state is instructive since we can estimate the bound from the nonequilibrium thermodynamic properties of the system. When the system is driven slowly, the geometric thermodynamic length is represented by the Fisher information metric [10, 11, 22]. Suppose we discretize t into T time steps $t_i = i\Delta t$ ($i = 0, 1, \dots, T$) with $t_T = t$. The time step Δt is taken so that at each time t_i , the system reaches the Gibbs state $|p^{\text{st}}(t_i)\rangle$, Eq. (22). The Kullback–Leibler divergence between the Gibbs distributions at t_i and t_{i+1} is the total entropy production generated during this time step as,

$$\begin{aligned} \Delta\sigma(t_i) &= \sum_{n=1}^N p_n^{\text{st}}(t_i) \ln \frac{p_n^{\text{st}}(t_i)}{p_n^{\text{st}}(t_{i+1})} \\ &= S(p^{\text{st}}(t_{i+1})) - S(p^{\text{st}}(t_i)) - \beta\Delta Q(t_i), \end{aligned} \quad (26)$$

where $S(p) = -\sum_{n=1}^N p_n \ln p_n$ is the Shannon entropy and $\Delta Q(t_i) = \sum_{n=1}^N (p_n^{\text{st}}(t_{i+1}) - p_n^{\text{st}}(t_i)) E_n(t_{i+1})$ is the heat absorbed from the environment. At the same time, by expanding up to the leading order in Δt , we obtain, $\Delta\sigma(t_i) \sim \Delta t^2 J^{\text{st}}(t_i)/2$, where $J^{\text{st}}(s)$ represents the Fisher information metric for $|p^{\text{st}}(s)\rangle$. Therefore, the total entropy production is

$$\Delta\sigma = \sum_{i=0}^{T-1} \Delta\sigma(t_i) \sim \frac{\Delta t}{2} \int_0^t ds J^{\text{st}}(s). \quad (27)$$

Practically, Δt is approximately the relaxation time. Thus, we can estimate the bound of $D(p(t), p^{\text{st}}(t))$ from the entropy production for quasistatic processes.

The bound of $D(p(t), p^{\text{st}}(t))$ is basically applicable to any $|p(t)\rangle$ with the initial condition $|p(0)\rangle = |p^{\text{st}}(0)\rangle$. When the initial state is not equal to the instantaneous stationary state, it is convenient to use the quasistatic state instead of the stationary one. The quasistatic state corresponds to the adiabatic state defined in closed quantum systems. We write the transition-rate matrix as in Eq. (19). In the present case, the eigenvalues and the eigenstates are time dependent. We use the condition $\langle L_n(t) | \dot{R}_n(t) \rangle = 0$ to fix the gauge. Then, the quasistatic state is written as

$$|p^{\text{qs}}(t)\rangle = |R_1(t)\rangle + \sum_{n=2}^N c_n e^{\int_0^t ds \Lambda_n(s)} |R_n(t)\rangle. \quad (28)$$

The stationary state $|p^{\text{st}}(t)\rangle$ is obtained as a special case by setting $c_n = 0$. The time evolution of the quasistatic state is given by a similar form as Eq. (23):

$$|\dot{p}^{\text{qs}}(t)\rangle = (W(t) + W^{\text{cd}}(t)) |p^{\text{qs}}(t)\rangle. \quad (29)$$

The counterdiabatic term is given by

$$W^{\text{cd}}(t) = \sum_{n=1}^N |\dot{R}_n(t)\rangle \langle L_n(t)|. \quad (30)$$

When we set $(p^{(1)}(t), p^{(2)}(t)) = (p(t), p^{\text{qs}}(t))$, we obtain

$$\begin{aligned} D(p(t), p^{\text{qs}}(t)) &\leq \frac{1}{2} \sum_{n=1}^N \int_0^t ds |\langle n|W^{\text{cd}}(s)|p^{\text{qs}}(s)\rangle| \\ &\leq \frac{1}{2} \int_0^t ds \sqrt{J^{\text{qs}}(s)}, \end{aligned} \quad (31)$$

where $J^{\text{qs}}(s)$ represents a generalization of the Fisher information metric

$$J^{\text{qs}}(s) = \sum_{n=1}^N p_n^{\text{qs}}(s) \left(\frac{\langle n|W^{\text{cd}}(s)|p^{\text{qs}}(s)\rangle}{p_n^{\text{qs}}(s)} \right)^2. \quad (32)$$

This result is a classical counterpart of the quantum speed limit derived in Ref. [6]. It is known that the counterdiabatic term represents a geometrical contribution of dynamics [23].

III. DISTANCE FROM THE INITIAL STATE IN RELAXATION AND ANNEALING PROCESSES

We discussed the bound of $D(p(t), p(0))$ as in Eq. (17). It is also bounded from above by thermodynamic quantities [4]. When we have the detailed balance condition

$$\langle m|W|n\rangle = e^{-\beta(E_m - E_n)} \langle n|W|m\rangle, \quad (33)$$

we can show

$$D(p(t), p(0)) \leq \frac{1}{2} \int_0^t ds \sqrt{2\dot{\sigma}(s)A(s)}. \quad (34)$$

where $\dot{\sigma}$ is the entropy production rate

$$\dot{\sigma} = \frac{1}{2} \sum_{m \neq n} (W_{mn}p_n - W_{nm}p_m) \ln \frac{W_{mn}p_n}{W_{nm}p_m}, \quad (35)$$

and A is the activity

$$A = \frac{1}{2} \sum_{m \neq n} (W_{mn}p_n + W_{nm}p_m). \quad (36)$$

It is instructive to study which of Eqs. (17) and (34) gives a tight bound. We study the simplest two-state system described by the general form of the transition-rate matrix

$$W(t) = \frac{k(t)}{2} \begin{pmatrix} -(1-r(t)) & 1+r(t) \\ 1-r(t) & -(1+r(t)) \end{pmatrix}, \quad (37)$$

where $k(t)$ is a nonnegative function and $r(t)$ satisfies $-1 \leq r(t) \leq 1$. The stationary state is given by

$$|p^{\text{st}}(t)\rangle = \frac{1}{2} \begin{pmatrix} 1+r(t) \\ 1-r(t) \end{pmatrix}. \quad (38)$$

When we consider a time-independent W , the system shows a relaxation behavior to the stationary state. The eigenvalues of Eq. (37) are given by 0 and $-k$, and the nonzero eigenvalue, $-k$, determines the relaxation scale. We show numerical results in Fig. 1. As we see from the figure, the bound in Eqs. (17) can be better than that in Eq. (34), and vice versa.

The equality condition of the Cauchy-Schwartz inequality used in the last line of Eqs. (17) is given by $|\dot{p}_n(t)| \propto p_n(t)$. In the panel (a) of Fig. 1, we start the time evolution from the distribution with $p_1 \gg p_2$ toward the uniform distribution with $p_1 \sim p_2$. Since the relation $|\dot{p}_1| = |\dot{p}_2|$ holds in the two-state system, the equality condition can be satisfied only at large t . Then, the bound gives a loose one at small t . On the other hand, the initial distribution is given by the uniform one in the panel (b), and we observe a small deviation of the bound from the distance for small t .

The thermodynamic bound in Eq. (34) depends on the entropy production rate in Eq. (35). It becomes large when the difference $|W_{mn}p_n - W_{nm}p_m|$ for $m \neq n$ takes a large value. In the panel (b) of Fig. 1, $W_{21}/k = (1-r)/2$ takes a small value. As a result, the thermodynamic bound gives a loose one.

We next study annealing processes. We set the instantaneous stationary state as Eq. (22) and start the time evolution from $|p(0)\rangle = |p^{\text{st}}(0)\rangle$. We fix the energy levels and change the inverse temperature $\beta(t)$ as function of time. We increase the inverse temperature linearly in t from $\beta(0) = 0$ to $\beta(t_f) = \beta_f$.

The results are basically dependent on the scale k in the transition-rate matrix. When the relaxation scale k is much smaller than the annealing scale $\beta_f(E_2 - E_1)/t_f$, the state is changed before the relaxation and $|p(t)\rangle$ significantly deviates from the instantaneous stationary state $|p^{\text{st}}(t)\rangle$. In the opposite limit, the system quickly relaxes to the instantaneous stationary state and we find $|p(t)\rangle \sim |p^{\text{st}}(t)\rangle$. As we see numerical results in Fig. 2, the bound by the Fisher information metric gives a tight bound at the former regime and that by the thermodynamic quantities gives a tight bound at the latter.

Thus, we conclude that the bounds in Eqs. (17) and (34) can be useful as different measures. The differences of their bounds from the actual distance depend strongly on the condition of the process. We note that the thermodynamic bound in Eq. (34) is applicable only when we use the detailed balance condition. The bound by the Fisher information metric is applicable to any processes. It can be used when we study the distance between $|p(t)\rangle$ and $|p^{\text{st}}(t)\rangle$ as we discuss in the next section. It is also known that the Fisher information metric is related to the entropy production rate by an inequality [15].

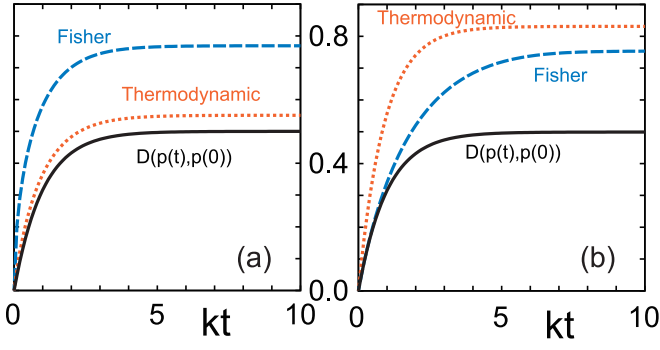


FIG. 1. Relaxation processes for two-state systems. We set the time independent parameters for the transition-rate matrix in Eq. (37). In each panel, we plot $D(p(t), p(0))$ (black solid line), the bound by the Fisher information metric in the rightmost side of Eq. (17) (red dashed line), and the thermodynamic bound in the right hand side of Eq. (34) (blue dotted line). We set the initial state $(p_1(0), p_2(0)) = (1, 0)$ and the stationary state $(p_1^{\text{st}}, p_2^{\text{st}}) = (0.5, 0.5)$ in the panel (a), and $(p_1(0), p_2(0)) = (0.5, 0.5)$ and $(p_1^{\text{st}}, p_2^{\text{st}}) = (0.999, 0.001)$ in the panel (b).

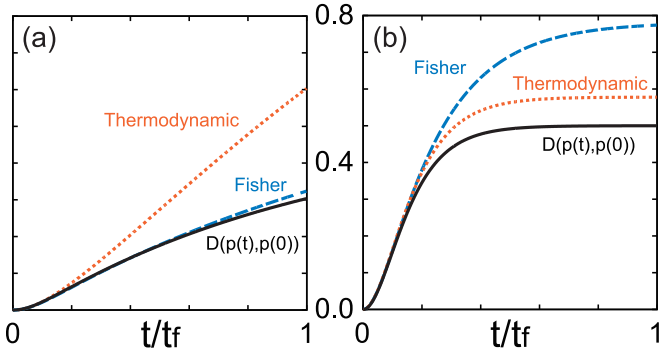


FIG. 2. Annealing processes for two-state systems. The instantaneous stationary state is given by $p_n^{\text{st}}(t) = e^{-\beta(t)E_n} / \sum_m e^{-\beta(t)E_m}$ and the initial condition is $|p(0)\rangle = |p^{\text{st}}(0)\rangle$. We set the energy levels $\beta_f(E_1, E_2) = (0, 20)$ and the protocol $\beta(t)/\beta_f = t/t_f$. See the caption of Fig. 1 for plotted lines. (a) A nonadiabatic process with $\beta_f k = 1$. (b) An adiabatic process with $\beta_f k = 10$.

IV. DISTANCE FROM THE STATIONARY STATE IN ANNEALING PROCESSES

The speed-limit inequalities for $D(p(t), p(0))$ in Eqs. (17) and (34) are not practically useful since the bound is represented by using the time-evolved state $|p(t)\rangle$. When we study $D(p(t), p^{\text{st}}(t))$, the bound is represented by $|p^{\text{st}}(t)\rangle$ only and becomes a convenient relation when we want to know the behavior of the unknown state $|p(t)\rangle$ from the known state $|p^{\text{st}}(t)\rangle$. In this section, we treat annealing processes and examine the relation in Eq. (25). We note that the relation using the thermodynamic quantities as Eq. (34) is not known in this

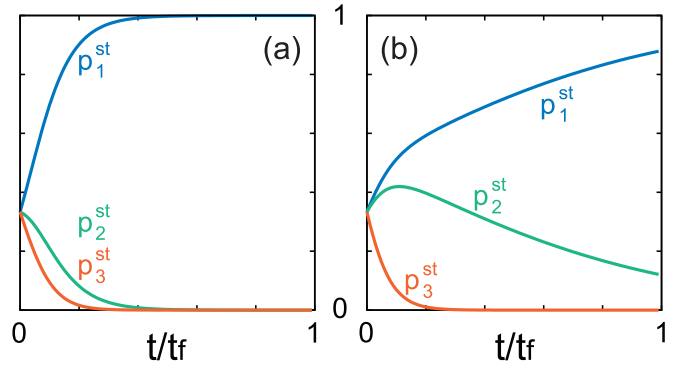


FIG. 3. The instantaneous stationary distribution of Eq. (22) for three-state systems. We use the linear protocol $\beta(t)/\beta_f = t/t_f$ with $0 \leq t \leq t_f$. The behavior of each probability distribution is determined by the energy level. (a) We set $\beta_f(E_1, E_2, E_3) = (0, 12, 20)$. Each function is given by a monotonic function. (b) We set $\beta_f(E_1, E_2, E_3) = (0, 2, 20)$. $p_2^{\text{st}}(t)$ changes its behavior at $t = t_2^*$ where t_2^* is determined from $E_2 = \bar{E}(t_2^*)$.

case.

The system takes N -states and the set of energy levels $\{E_n\}_{n=1,2,\dots,N}$ satisfies the relation $E_1 < E_2 \leq E_3 \leq \dots \leq E_N$. We change the temperature of the reservoir from $\beta(0) \sim 0$ to $\beta(t_f) \rightarrow \infty$ monotonically as a function of t . The initial state is given by the uniform distribution $p_n(0) = 1/N$ and we expect $p_n(t_f) \sim \delta_{n,1}$ at the processing time $t = t_f$. When we operate the system very slowly, the state at each t is close to the Gibbs distribution in Eq. (22).

The bound of $D(p(t), p^{\text{st}}(t))$ is given by Eq. (25). The right hand side of the first line is dependent on the monotonicity of the Gibbs distribution. The ground state $p_1^{\text{st}}(t)$ is a monotonically increasing function of t and the highest state $p_N^{\text{st}}(t)$ is a monotonically decreasing function. The other states are dependent on each energy level. $p_n^{\text{st}}(t)$ is an increasing function when E_n is larger than the average value $\bar{E}(t) = \sum_{m=1}^N E_m p_m^{\text{st}}(t)$, and decreasing when $E_n < \bar{E}(t)$. Since $\bar{E}(t)$ is a monotonically decreasing function, we have several possible patterns as shown in Fig. 3. The right hand side of the first line in Eq. (25) is written as

$$\frac{1}{2} \sum_{n=1}^N \int_0^t ds |\dot{p}_n^{\text{st}}(s)| = \sum_{n=1}^N \max_{t_n^* (0 \leq t_n^* \leq t)} p_n^{\text{st}}(t_n^*) - 1. \quad (39)$$

In the simplest case $E_1 \leq \bar{E}(t) \leq E_2 \leq E_3 \leq E_N$, the bound can be estimated by using the ground state as

$$\frac{1}{2} \sum_{n=1}^N \int_0^t ds |\dot{p}_n^{\text{st}}(s)| = p_1^{\text{st}}(t) - p_1^{\text{st}}(0). \quad (40)$$

In the other cases, we have additional positive contributions, which gives a loose bound. This property is reasonable since the annealing procedure works well when

the ground state energy is small enough compared to the other ones. The case in the panel (b) is interpreted as a hard problem compared to that in the panel (a). We note that this criterion is not related to the structure of local minima presented by the quasi free energy [24]. The structure is reflected to the detailed form of the transition-rate matrix. The hardness of the problem represented by the speed limit is determined by the energy level structure.

We examine the bound in the second line of Eq. (25). It is written as

$$\begin{aligned} \frac{1}{2} \int_0^t ds \sqrt{J^{\text{st}}(s)} &= \frac{1}{2} \int_0^t ds |\dot{\beta}(s)| \Delta E(\beta(s)) \\ &= \frac{1}{2} \int_{\beta(0)}^{\beta(t)} d\beta \Delta E(\beta), \end{aligned} \quad (41)$$

where ΔE represents the energy fluctuation

$$\Delta E(\beta(s)) = \sqrt{\sum_n E_n^2 p_n^{\text{st}}(s) - \left(\sum_n E_n p_n^{\text{st}}(s) \right)^2}. \quad (42)$$

The second line of Eq. (41) is obtained when $\beta(s)$ is a monotonously increasing function of s . It shows that the bound is independent of the processing speed and is determined only by the initial and final values, which is consistent with the fact that the bound is a geometrical quantity and is independent on the details of the annealing procedure.

In the case of three-state systems, the transition-rate matrix satisfying the stationary condition $W(t)|p^{\text{st}}(t)\rangle = 0$ is generally parametrized as

$$W = \begin{pmatrix} -(\pi_2 a + \pi_3 b) & \pi_1 a - \pi_3 \pi_1 \delta & \pi_1 b + \pi_1 \pi_2 \delta \\ \pi_2 a + \pi_2 \pi_3 \delta & -(\pi_1 a + \pi_3 c) & \pi_2 c - \pi_1 \pi_2 \delta \\ \pi_3 b - \pi_2 \pi_3 \delta & \pi_3 c + \pi_3 \pi_1 \delta & -(\pi_1 b + \pi_2 c) \end{pmatrix}. \quad (43)$$

where we put $\pi_n = p_n^{\text{st}}(t)$. The symbols a , b , and c represent nonnegative parameters, and δ satisfies $|\delta| \leq \min(a/\pi_3, b/\pi_2, c/\pi_1)$. We note that $\delta = 0$ when we impose the detailed balance condition in Eq. (33).

We randomly generate the transition-rate matrix and calculate the distance $D(p(t), p^{\text{st}}(t))$. The result is plotted in Fig. 4. We see that Eq. (39) gives a tight bound for a small t while we find a large deviation for a large t . The bound discussed in the speed limit describes the worst case evaluation and the distance becomes much smaller than the bound at a large t . This is because the effect of the relaxation dynamics described by the nonzero eigenvalues of W is completely neglected in Eq. (25). Furthermore, each component of the state $|p(t)\rangle$ is restricted to a nonnegative value. This is contrasted to the quantum case where each component of the state takes a complex value and shows an oscillating behavior as a function of t .

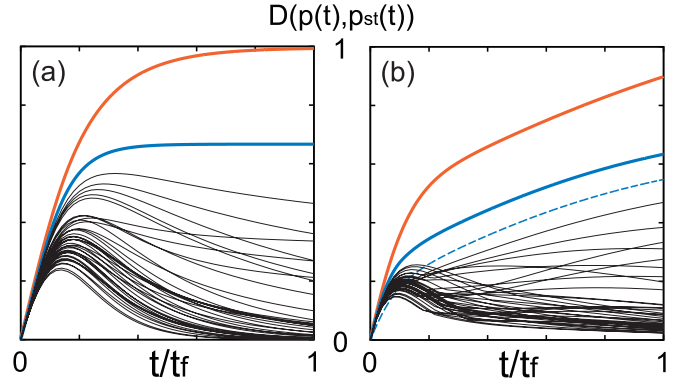


FIG. 4. Annealing processes for three-state systems. We adopt the energy levels and the protocols used in Fig. 1. The lower thick solid line (blue) represents Eq. (39) and the upper thick solid line (red) represents Eq. (41). The bounds in the right panel are larger than $p_1^{\text{st}}(t) - p_1^{\text{st}}(0)$ depicted by the dashed line (blue). The thin solid lines (black) are plotted by solving the master equation numerically with the transition-rate matrix in Eq. (43). We generate random numbers for parameters a , b , c , and $\delta(t)$ to plot 40 samples in each panel. We set $at_f, bt_f, ct_f \leq 10$ and $\delta(t)$ is chosen so that $|\delta(t)| \leq \min(a/\pi_3, b/\pi_2, c/\pi_1)$ is satisfied.

V. PUMPING PROCESSES

A. General results for two-state systems

As a possible application of the derived bounds, we finally treat pumping processes. The system is coupled to multiple reservoirs and is driven periodically. When the driving protocol satisfies a geometrical condition, especially at the slow-driving regime, we have a nontrivial current, which is known as the Thouless pumping [25, 26]. In this system, the state settles down to a periodic behavior after transient evolutions at first several periods. Since the speed-limit inequality generally gives a loose bound at large processing times, we need to devise an efficient method to treat periodically-driven systems.

The property of the pumping processes can be understood by using the two-state system. Before discussing the pumping processes, we study the general properties of the two-state system [27]. The transition-rate matrix is generally written as Eq. (37). The solution of the master equation is written as

$$\begin{aligned} |p(t)\rangle &= \frac{1}{2} \begin{pmatrix} 1 + r(t) \\ 1 - r(t) \end{pmatrix} \\ &+ \left(ce^{-\int_0^t ds k(s)} + \delta(t) \right) \begin{pmatrix} 1 \\ -1 \end{pmatrix}, \end{aligned} \quad (44)$$

where c is determined from the initial condition and $\delta(t)$ is obtained by solving the differential equation

$$\dot{\delta}(t) = -k(t)\delta(t) - \frac{1}{2}\dot{r}(t), \quad (45)$$

with the initial condition $\delta(0) = 0$. We note that $\delta(t)$ satisfies $|\delta(t)| \leq 1$. The quasistatic state in Eq. (28) is obtained by setting $\delta(t) = 0$ for Eq. (44), which shows the relation

$$D(p(t), p^{\text{qs}}(t)) = |\delta(t)|. \quad (46)$$

In the two-state system, the counterdiabatic term defined generally by Eq. (30) is calculated to give

$$W^{\text{cd}}(t) = \frac{1}{2} \dot{r}(t) \begin{pmatrix} 1 & 1 \\ -1 & -1 \end{pmatrix}. \quad (47)$$

Then, we obtain the bound in the first line of Eq. (31) as

$$D(p(t), p^{\text{qs}}(t)) \leq \frac{1}{2} \int_0^t ds |\dot{r}(s)|. \quad (48)$$

This inequality is understood from the formal integral representation of $\delta(t)$:

$$\delta(t) = -\frac{1}{2} \int_0^t ds e^{-\int_s^t du k(u)} \dot{r}(s). \quad (49)$$

This exact form involves an exponentially-decaying factor, which is neglected in Eq.(48). As a result the bound is expected to give a tight bound when the parameter $k(t)$ takes a small value. In the pumping processes, the situation is realized when we operate the system rapidly.

When the system oscillates rapidly, it is expected that the improved bound given generally in Eq. (16) gives a better result. In the two-state case, it is given by

$$D(p(t), p^{\text{qs}}(t)) \leq \frac{1}{2} |r(t) - r(0)| + \frac{1}{2} \int_0^t ds k(s) |r(s) - r(0)|. \quad (50)$$

B. Pump current

When the system is coupled to the left and the right reservoirs, the transition-rate matrix is decomposed as

$$W(t) = \sum_{\alpha=L,R} \begin{pmatrix} -k_{\text{in}}^{(\alpha)}(t) & k_{\text{out}}^{(\alpha)}(t) \\ k_{\text{in}}^{(\alpha)}(t) & -k_{\text{out}}^{(\alpha)}(t) \end{pmatrix}. \quad (51)$$

$k_{\text{in}}^{(\alpha)}$ and $k_{\text{out}}^{(\alpha)}$ denote the incoming amplitude and the outgoing amplitude from the system to the reservoir α respectively, when the first/second component of $|p(t)\rangle$ represents the probability that the state is empty/filled. Then, the current from the system to the right reservoir is defined as

$$J = \lim_{T \rightarrow \infty} \frac{1}{T} \int_0^T dt \left(k_{\text{out}}^{(\text{R})}(t) p_2(t) - k_{\text{in}}^{(\text{R})}(t) p_1(t) \right) \quad (52)$$

Substituting Eq. (44) to this expression, we find that the current consists of the dynamical and the geometrical contributions. The latter is given by

$$J_g = \lim_{T \rightarrow \infty} \frac{1}{T} \int_0^T dt k^{(\text{R})}(t) \delta(t), \quad (53)$$

where $k^{(\text{R})}(t) = k_{\text{out}}^{(\text{R})}(t) + k_{\text{in}}^{(\text{R})}(t)$. It is represented by a flux penetrating a surface in a parameter space [26, 27].

When the system is driven periodically with the period T_0 , $\delta(t)$ is written as

$$\delta(t) = \tilde{\delta}(t) - \tilde{\delta}(0) e^{-\int_0^t ds k(s)}, \quad (54)$$

where the first term represents a periodic function satisfying $\tilde{\delta}(t + T_0) = \tilde{\delta}(t)$ and the second term describes a transient decaying behavior. $\tilde{\delta}(t)$ obeys the same differential equation as $\delta(t)$ and the initial value $\tilde{\delta}(0)$ is obtained from

$$\delta(T_0) = \tilde{\delta}(0) \left(1 - e^{-\int_0^{T_0} dt k(t)} \right). \quad (55)$$

We can write the geometric current as

$$J_g = -\frac{1}{T_0} \int_0^{T_0} dt k^{(\text{R})}(t) \tilde{\delta}(t). \quad (56)$$

Combining Eqs. (49), (54), and (55), we obtain

$$\begin{aligned} \tilde{\delta}(t) = & -\frac{1}{2} \int_0^t ds e^{-\int_s^t du k(u)} \dot{r}(s) \\ & - \frac{1}{2} \frac{e^{-\int_0^{T_0} ds k(s)}}{1 - e^{-\int_0^{T_0} ds k(s)}} \int_0^{T_0} ds e^{-\int_s^{T_0} du k(u)} \dot{r}(s). \end{aligned} \quad (57)$$

This is upper-bounded as

$$|\tilde{\delta}(t)| \leq \frac{1}{2} \left(1 + \frac{1}{\int_0^{T_0} ds k(s)} \right) \int_0^{T_0} ds |\dot{r}(s)|, \quad (58)$$

and

$$\begin{aligned} |\tilde{\delta}(t)| \leq & \frac{1}{2} |r(t) - r(0)| \\ & + \frac{1}{2} \left(1 + \frac{1}{\int_0^{T_0} ds k(s)} \right) \int_0^{T_0} ds |r(s) - r(0)|. \end{aligned} \quad (59)$$

The latter is obtained by using the integration by parts of Eq. (57). By using these bounds, we can evaluate the geometric current as

$$|J_g| \leq \frac{1}{T_0} \int_0^{T_0} dt k^{(\text{R})}(t) |\tilde{\delta}(t)|. \quad (60)$$

We show a numerical result in Fig. 5. The bound in Eq. (58) is basically an increasing function with respect to the frequency $\omega = 2\pi/T_0$. As a result the bound becomes loose when we increase ω . On the other hand, it gives a finite contribution at $\omega \rightarrow 0$. Since the geometric current is known to vanish at the limit, the bound 1 cannot be a good approximation to the geometric current. Concerning the second bound in Eq. (59), we observe that the bound is a decreasing function of ω . Although it gives a loose bound for small ω , the asymptotic behavior for large ω gives a better result. Since the function $r(t)$ is an oscillating function, it is not possible for the bound to give a saturated result. We see that the bound is several times larger than the actual value of the current.

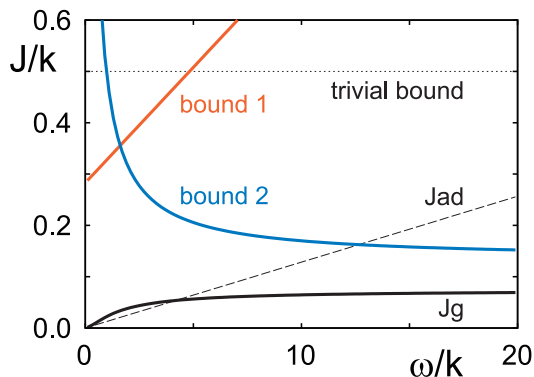


FIG. 5. Geometric current J_g and its bounds as functions of the frequency $\omega = 2\pi/T_0$. We set that $k(t) = k$ is a constant, $r(t) = 0.2 \times [\sin(\omega t) + \cos(\omega t)]$, and $k^{(R)}(t)/k = 0.5 \times (1 + 0.8 \times \sin(\omega t - 0.6\pi))$. The red line (bound 1) denotes the bound (60) with Eq. (58) and the blue line (bound 2) denotes that with Eq. (59). We also show the trivial bound $|J_g| \leq \frac{1}{T_0} \int_0^{T_0} dt k^{(R)}(t)$ by the dotted line. The dashed line J_{ad} denotes the geometric current obtained by using the adiabatic approximation.

VI. SUMMARY

We have discussed speed-limit inequalities for classical stochastic processes described by the master equation. For a distance between arbitrary time-evolved states, the bound is constructed from a geometrical perspective. We find that the bound is represented by using the Fisher information metric and its generalization. Our main general results are represented in Eqs. (8) and (9). By using these results, we can obtain Eqs. (17), (25), and (31).

The distance $D(p(t), p(0))$ is a useful measure when we discuss relaxation dynamics. For thermodynamic systems with detailed balance condition, the distance is

also bounded from above by the nonequilibrium thermodynamical quantities. We compared the bound by the Fisher information metric and that by the thermodynamic quantities in simple examples and found that no general inequality holds between two bounds. The former can be larger or smaller than the latter. It strongly depends on the condition of the process.

We can also study the bound of the distance $D(p(t), p^{st}(t))$ by using the Fisher information metric. It is useful when we study annealing dynamics of the instantaneous stationary state. When we change the stationary state as a function of time, the state follows the instantaneous stationary state. Although the deviation from the stationary state involves relaxation processes, their effects are neglected in the speed-limit inequality. As a result, we observe a loose bound only for limited cases such as the short-time regime and the high-frequency regime.

Since the speed-limit inequality is universally applied to any systems, the result represents a formal relation and does not give a tight bound in most cases. From a practical perspective, it is important to find a useful bound which can be evaluated without knowing the details of the system. Since our result is applicable to the distance $D(p^{(1)}(t), p^{(2)}(t))$ between arbitrary states, it is in principle possible to find a more useful relation by choosing the states in a proper way [8].

ACKNOWLEDGMENTS

We are grateful to Satoshi Nakajima for useful discussions. This work was supported by JSPS KAKENHI Grants No. JP20H01827, No. JP20K03781, and No. JP20H05666.

REFERENCES

-
- [1] L. Mandelstam and I. Tamm, The uncertainty relation between energy and time in nonrelativistic quantum mechanics, *J. Phys. (Moscow)* **9**, 249 (1945).
 - [2] B. Shanahan, A. Chenu, N. Margolus, and A. del Campo, Quantum speed limits across the quantum-to-classical transition, *Phys. Rev. Lett.* **120**, 070401 (2018).
 - [3] M. Okuyama and M. Ohzeki, Quantum speed limit is not quantum, *Phys. Rev. Lett.* **120**, 070402 (2018).
 - [4] N. Shiraishi, K. Funo, and K. Saito, Speed limit for classical stochastic processes, *Phys. Rev. Lett.* **121**, 070601 (2018).
 - [5] S. Deffner and S. Campbell, Quantum speed limits: from Heisenberg's uncertainty principle to optimal quantum control, *J. Phys. A: Math. Theor.* **50**, 453001 (2017).
 - [6] K. Suzuki and K. Takahashi, Performance evaluation of adiabatic quantum computation via quantum speed limits and possible applications to many-body systems, *Phys. Rev. Res.* **2**, 032016(R) (2020).
 - [7] T. Hatomura and K. Takahashi, Controlling and exploring quantum systems by algebraic expression of adiabatic gauge potential, *Phys. Rev. A* **103**, 012220 (2021).
 - [8] K. Takahashi, Quantum lower and upper speed limits using reference evolutions, *New J. Phys.* **24**, 065004 (2022).
 - [9] D. Burgarth, P. Facchi, G. Gramegna, and K. Yuasa, One bound to rule them all: from Adiabatic to Zeno, *Quantum* **6**, 737 (2022).
 - [10] W. K. Wootters, Statistical distance and Hilbert space, *Phys. Rev. D* **23**, 357 (1981).
 - [11] P. Salamon, J. D. Nulton, and R. S. Berry, Length in statistical thermodynamics, *J. Chem. Phys.* **82**, 2433 (1985).
 - [12] S. L. Braunstein and C. M. Caves, Statistical distance and the geometry of quantum states, *Phys. Rev. Lett.* **72**, 3439 (1994).

- [13] G. Ruppeiner, Riemannian geometry in thermodynamic fluctuation theory, *Rev. Mod. Phys.* **67**, 605 (1995).
- [14] S. Ito, Stochastic thermodynamic interpretation of information geometry, *Phys. Rev. Lett.* **121**, 030605 (2018).
- [15] S. Ito and A. Dechant, Stochastic time evolution, information geometry, and the Cramér-Rao bound, *Phys. Rev. X* **10**, 021056 (2020).
- [16] M. Demirplak and S. A. Rice, Adiabatic population transfer with control fields, *J. Phys. Chem. A* **107**, 9937 (2003).
- [17] M. Demirplak and S. A. Rice, Assisted adiabatic passage revisited, *J. Phys. Chem. B* **109**, 6838 (2005).
- [18] M. V. Berry, Transitionless quantum driving, *J. Phys. A* **42**, 365303 (2009).
- [19] X. Chen, A. Ruschhaupt, S. Schmidt, A. del Campo, D. Guéry-Odelin, and J. G. Muga, Fast optimal frictionless atom cooling in harmonic traps: shortcut to adiabaticity, *Phys. Rev. Lett.* **104**, 063002 (2010).
- [20] E. Torrontegui, S. Ibáñez, S. Martínez-Garaot, S. Modugno, A. del Campo, D. Guéry-Odelin, A. Ruschhaupt, X. Chen, and J. G. Muga, Shortcuts to adiabaticity, *Adv. At. Mol. Opt. Phys.* **62**, 117 (2013).
- [21] D. Guéry-Odelin, A. Ruschhaupt, A. Kiely, E. Torrontegui, S. Martínez-Garaot, and J. G. Muga, Shortcuts to adiabaticity: concepts, methods, and applications, *Rev. Mod. Phys.* **91**, 045001 (2019).
- [22] G. E. Crooks, Measuring thermodynamic length, *Phys. Rev. Lett.* **99**, 100602 (2007).
- [23] K. Takahashi, Shortcuts to adiabaticity applied to nonequilibrium entropy production: an information geometry viewpoint, *New J. Phys.* **19**, 115007 (2017).
- [24] S. Kirkpatrick, C. D. Gelatt, Jr., and M. P. Vecchi, Optimization by simulated annealing, *Science* **220**, 671 (1983).
- [25] D. J. Thouless, Quantization of particle transport, *Phys. Rev. B* **27**, 6083 (1983).
- [26] N. A. Sinitsyn and I. Nemenman, The Berry phase and the pump flux in stochastic chemical kinetics, *Europhys. Lett.* **77**, 58001 (2007).
- [27] K. Takahashi, K. Fujii, Y. Hino, and H. Hayakawa, Nonadiabatic control of geometric pumping, *Phys. Rev. Lett.* **124**, 150602 (2020).