

Scalable Multilevel and Memetic Signed Graph Clustering

Felix Hausberger, Marcelo Fonseca Faraj, Christian Schulz

Abstract

In this study, we address the complex issue of graph clustering in signed graphs, which are characterized by positive and negative weighted edges representing attraction and repulsion among nodes, respectively. The primary objective is to efficiently partition the graph into clusters, ensuring that nodes within a cluster are closely linked by positive edges while minimizing negative edge connections between them. To tackle this challenge, we first develop a scalable multilevel algorithm based on label propagation and local search. Then we develop a memetic algorithm that incorporates a multilevel strategy. This approach meticulously combines elements of evolutionary algorithms with local refinement techniques, aiming to explore the search space more effectively than repeated executions. Our experimental analysis reveals that our new algorithms significantly outperforms existing state-of-the-art algorithms.

1 Introduction

Graphs are a powerful mathematical abstraction used to represent a wide variety of phenomena such as social networks, email exchanges, purchases, and so forth. In many real-world applications, interactions between two entities can be accurately represented by *signed graphs*, i.e., graphs containing edges with positive and negative weights. In particular, the sign associated with an edge can indicate when the nature of an interaction between nodes is positive (e.g., attraction, similarity, friendship) or negative (e.g., repulsion, difference, animosity). A relevant problem for the analysis of complex graphs is to find a *graph clustering*, i.e., a partition of the nodes of a graph into well-characterized blocks or *clusters*. The general purpose when clustering unsigned graphs (graphs containing only positive edges) is to ensure that nodes contained in the same cluster are densely connected while nodes from distinct clusters are sparsely connected. For clustering signed graphs, the general purpose is a bit different. On the one hand, it is to ensure that nodes contained in the same cluster are densely connected by positive edges and sparsely connected by negative edges. On the other hand, it is to ensure that nodes from distinct clusters are densely connected by negative edges

and sparsely connected by positive edges. A graph clustering provides information about the implicit inherent structure of a graph, which has practical applications in areas such as criminology, public health, politics, and analysis of social networks [21].

Unsigned graph clustering has been extensively studied under various perspectives [2]. Signed graph clustering differs from unsigned graph clustering, requiring specific metrics and approaches. On the one hand, traditional metrics like modularity and conductance cannot address negative edges. On the other hand, negative edges can make the clustering structure more explicit. As a consequence, metrics that are not adequate to evaluate the quality of an unsigned clustering can be sufficient to evaluate a signed clustering. One of such metrics is *edge-cut*, which measures the sum of edge weights between clusters. Unlike in unsigned graphs, where the minimum edge-cut value of zero is achieved by grouping all nodes together, the edge-cut in signed graphs is bounded by the sum of all negative edges. A clustering with this edge-cut value separates positive edges inside clusters and cuts negative edges, fulfilling the aim of signed graph clustering.

The problem of finding a clustering of signed graphs with minimum edge-cut is NP-hard [44], hence heuristic algorithms are used in practice. The signed graph clustering problem has been solved for distinct objective functions using a wide variety of methods, including spectral [28, 14, 25, 31], evolutionary [8, 48, 1], combinatorial [3, 19], and exact integer linear [18, 11, 35, 36, 26] approaches. Although the edge-cut objective function has already been deeply explored for some problems such as the graph partitioning problem [6, 7, 41, 46, 22, 47, 38, 39], very little work has been done to heuristically address it in the context of signed graph clustering.

Contribution. First, we introduce a scalable multilevel algorithm for the problem. We then thoroughly engineer a memetic algorithm specifically designed for this problem which uses this multilevel strategy to provide natural recombination operations. We also parallelize our approach using a scalable coarse-grained island-based strategy. Experimental results demonstrate that our multilevel algorithm computes solutions comparable to solutions computed by the greedy

agglomeration based GAEC algorithm while being 46% faster on average. Our memetic algorithm overall computes the lowest edge-cuts. It can reach the same solution quality as the previous state-of-the-art algorithm, GAEC+KLj (GAEC + Kernighan-Lin-based local search), on average 61 times faster. The difference in execution time increases with instance size. Our memetic algorithm can compute solutions of comparable quality up to four orders of magnitude faster.

2 Preliminaries

Basic Concepts. Let $G = (V = \{0, \dots, n-1\}, E)$ be an *undirected signed graph* with no multiple or self edges allowed, such that $n = |V|$ and $m = |E|$. Let $c : V \rightarrow \mathbb{R}_{>0}$ be a node-weight function, and let $\omega : E \rightarrow \mathbb{R} \setminus \{0\}$ be a *signed edge-weight function*. We generalize c and ω functions to sets, such that $c(V') = \sum_{v \in V'} c(v)$ and $\omega(E') = \sum_{e \in E'} \omega(e)$. Let E^- denote the edges with negative weight and E^+ denote the edges with positive weight, such that $E^- \cup E^+ = E$, $E^- \cap E^+ = \emptyset$, $m^- = |E^-|$, and $m^+ = |E^+|$. Let $N(v) = \{u : \{v, u\} \in E\}$ denote the neighbors of v . Let $N^-(v)$ denote the neighbors of v which are connected to v by an edge with negative weight. Let $N^+(v)$ denote the neighbors of v which are connected to v by an edge with positive weight. A graph $S = (V', E')$ is said to be a *subgraph* of $G = (V, E)$ if $V' \subseteq V$ and $E' \subseteq E \cap (V' \times V')$. When $E' = E \cap (V' \times V')$, S is the subgraph *induced* in G by V' .

Let a *clustering* be any partition of V , i.e., a set of *blocks* or *clusters* $V_1, \dots, V_t \subset V$ such that $V_1 \cup \dots \cup V_t = V$ and $V_i \cap V_j = \emptyset$, where $t \in [1, n]$. An abstract view of the clustering is a *quotient graph* \mathcal{Q} , in which nodes represent clusters and edges are induced by the connectivity between clusters. We call *neighboring clusters* a pair of clusters that is connected by an edge in the quotient graph. A vertex $v \in V_i$ that has a neighbor $w \in V_j, i \neq j$, is a *boundary vertex*. The *edge-cut* of a clustering consists of the total weight of the edges crossing clusters (also called *cut edges*), i.e., $\sum_{i < j} \omega(E_{ij})$, where $E_{ij} := \{\{u, v\} \in E : u \in V_i, v \in V_j\}$. Note that the sum of the negative edge weights is an absolute lower bound for the edge-cut of any clustering. Let the *signed graph clustering* (SGC) consist of obtaining a clustering of an undirected signed graph G in order to minimize the edge-cut.

A successful heuristic for clustering or partitioning large graphs is the *multilevel* [7] approach, illustrated in Figure 1. It recursively computes a clustering and *contracts* it in order to *coarsen* the graph into smaller graphs. An *initial clustering* algorithm is applied to the smallest (*coarsest*) graph, then the contraction is undone. At each level, a *local search* method is used to

improve the partitioning induced by the coarser level. *Contracting* a cluster of nodes $C = \{u_1, \dots, u_\ell\}$ involves replacing them with a new node v whose weight is the sum of the weights of the clustered nodes and is connected to all elements $w \in \bigcup_{i=1}^{\ell} N(u_i) \setminus C$, $\omega(\{v, w\}) = \sum_{i=1}^{\ell} \omega(\{u_i, w\})$. This ensures the transfer of partition from a coarser to a finer level maintains the edge-cut. The *uncontraction* of a node undoes the contraction. Local search moves nodes between blocks to reduce the objective.

Evolutionary or *Memetic algorithms* [32] are population-based heuristics that mimic natural evolution to optimize a problem. They use a convenient *notation* to represent a setting of all decision variables, called *individuals*, and evaluate their quality through a *fitness function* (simulation or mathematical [40]). A *population* of individuals evolves during the algorithm. *Recombination* [15] (crossover) *exploits* characteristics of previous individuals to create new and better solutions. *Mutation* [33] introduces random variations to *explore* the search space and escape local optima.

Related Work. There is a huge body of research on signed graph clustering. Here, we focus on the results specifically related to the scope of this manuscript.

Contraction-Based. Keuper et al. [24] propose an algorithm named Greedy Additive Edge Contraction (GAEC). GAEC is an adaptation of greedy agglomeration where the criterion to evaluate the strength of interactions between clusters is the summed weight of the edges shared by them. Bailoni et al. [3] propose GASP, a framework for hierarchical agglomerative clustering on weighted signed graphs. The authors prove that their framework is a generalization to many existing clustering algorithms such as GAEC [24] and introduce new algorithms based on yet unexplored special instances of their framework, such as HCC-Sum. GASP is a bottom-up approach where nodes are initially assigned to their own clusters, which are then iteratively merged in a pair-wise fashion. The framework should be configured to use a specific criterion to evaluate the interaction between a pair of clusters. Some of these criteria are the (average) weighted edge-cut between the clusters and the weight of their shared edge with highest absolute weight. The unconstrained variety of GASP starts by merging clusters with the largest positive interaction and stops once the remaining clusters share only negative interactions. The constrained variety of GASP introduces cannot-merge constraints between pairs of clusters and terminates when all the remaining clusters are constrained against their neighbors. This approach greedily selects the pair of clusters with highest absolute interaction, which can be either positive or negative. When it is positive, the

clusters are merged, otherwise a constraint is added to prohibit the clusters from being merged until the end of the algorithm. Experimentally, the best algorithms contemplated by GASP with respect to the minimization of edge-cut are GAEC [24] and HCC-Sum. Similarly to GAEC and HCC-Sum, our multilevel algorithm also constructs a clustering based on successive contractions of the graph. Differently than their approach, our algorithm includes local search methods during the uncoarsening of the graph as well as an extra coarsening-uncoarsening cycle where the clustering is further refined. Levinkov et al. proposed an extension to GAEC, called GAEC+KLj, and apply Kernighan-Lin based local search after computing an initial solution using GAEC [30].

Hua et al. [19] propose FCSG, an algorithm for signed graph clustering which combines a Random Walk Gap (RWG) mechanism with a greedy shrinking method. The RWG mechanism makes a random walk on a version of the graph where negative edges are removed and another random walk on a version of the graph where negative edges are made positive. Using the two random walk graphs that are constructed, the gap between the two graphs is calculated to give information on the natural clustering structure of the signed graph. This information is then used to build a new signed graph whose edge weights more accurately reflect the natural clustering structure of the input signed graph. A clustering is then computed on this new signed graph based on a greedy shrinking approach. Differently than FCSG, our multilevel algorithm does not use random walks and finds a clustering directly on the input signed graph. Although the coarsening phase of our multilevel algorithm is also based on the gradual contraction of clusters, our algorithm uses this clustering construction approach just to produce an initial solution, which is then refined by powerful local search methods.

Beier et al. [4] introduce Cut, Glue & Cut (CGC), a fast, approximate solver for the NP-hard multi-cut partitioning problem aimed at improving unsupervised image segmentation. Their method iteratively refines the segmentation by first partitioning a graph into smaller regions (cut phase), then exploring alternative segmentations of these regions (glue & cut phase), efficiently approximating solutions even for non-planar problems. Levinkov et al. [30] provide an empirical comparison of local search algorithms for correlation clustering (including GAEC, CGS and more algorithms proposed in [5, 4, 23]), demonstrating their effectiveness in a variety of tasks such as image segmentation and social network analysis. The combination of GAEC with Kernighan-Lin based local search stood out as the producing the best solutions. Hence, we compare our algorithms against this algorithm in our experimental section.

Recently, shared-memory algorithms for correlation clustering have been proposed [42]. We also compare against this algorithm in the experimental part of this paper. Similarly, an algorithm in the massively parallel model has been proposed [9]. However, this algorithm works on complete graphs only.

Evolutionary. Che et al. [8] propose MACD-SN, an evolutionary algorithm for signed graph clustering optimizing for *signed modularity*. In their algorithm, an individual represents a clustering and the *signed modularity* [16] metric is used as fitness function. An individual is denoted by an n -sized string where each node is assigned to a cluster. Individuals for the initial population are built in two steps. First, randomly assign all nodes to clusters. Second, go through nodes in order to assign each node u to its neighboring cluster V_i which minimizes the expression $NID(u, V_i) = |N^- \cap V_i| + |N^+ \cap \bar{V}_i|$. Classical approaches are implemented for selection, recombination, and mutation. Namely, a tournament selection, a randomized two-way crossover recombination, and a uniform random mutation. The authors also implement a mutation operator which finds the cluster whose nodes contain the highest average value of $NID(u, V_i)$ and then simply assign each of its nodes u to the cluster which minimizes $NID(u, V_i)$. Finally, a local search algorithm is executed on the best mutated offspring in each generation. While the operators of MACD-SN are rather simple and traditional, the operators of our evolutionary algorithm are based on a sophisticated multilevel algorithm which we propose in this work. However, the approach only scales to networks with a few thousand nodes.

Integer Linear Programming. Many integer linear programming (ILP) formulations were proposed for the signed graph clustering problem to optimize for edge-cut, as we do here. Grötschel and Wakabayashi [18] propose an ILP formulation consisting of $\Theta(n^2)$ binary variables representing pairs of nodes and $\Theta(n^3)$ transitivity constraints. These constraints ensure that, if two nodes u, v are clustered together, then any other node w will be clustered together with u if, and only if, it is also clustered together with v . Dinh and Thai [11] remove a set of redundant constraints from the ILP by Grötschel and Wakabayashi [18] for a special case of the signed clustering problem and Miyauchi and Sukegawa [35] extend the ILP by Dinh and Thai [11] to signed graph clustering in general. The formulation by Miyauchi and Sukegawa [35] removes transitivity constraints associated with two or more edges with negative weight, which reduces the number of constraints to $O(n(n^2 - m^-))$ constraints. Miyauchi et al. [36] obtain an improved amount $O(nm^+)$ of constraints by running

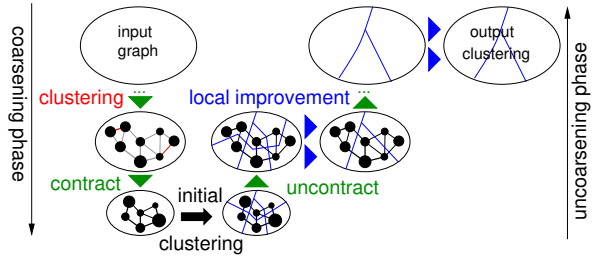


Figure 1: Multilevel scheme.

the ILP from [35] on a new signed graph where artificial edges are introduced between pairs of unconnected nodes from the input graph. In particular, these artificial edges have a negative weight which is small enough to ensure that every optimal solution in this new graph corresponds to an optimal solution in the input graph. Recently Koshimura et al. [26] proposed a further improvement for the ILP by Miyauchi et al. [36] which removes around 50% of its constraints. Although there have been many improved ILP formulations for signed graph clustering in the last years, this approach does not scale well for large instances (in particular for the size of the instances considered in this paper). In particular, signed graphs with more than a few thousand nodes become intractable in practice, which is the reason why most instances in the works cited above have no more than a few hundred nodes.

3 Multilevel Signed Graph Clustering

We now describe our novel multilevel algorithm for signed graph clustering and then we discuss each of its components.

3.1 Overall Multilevel Strategy. Our multilevel approach for graph partitioning differs from others in that it lacks a separate algorithm for initial solution computation. Instead, our scheme starts with coarsening to produce a hierarchy of coarser graphs. Upon completion, the coarsest graph is assigned individual clusters for each node, resulting in an initial clustering. The uncoarsening phase maps the current best clustering all the way back to the original graph while running local search approaches on each level. Two consecutive cycles of this multilevel process are performed. In the second cycle, the previously obtained clustering is forced as the initial solution on the coarsest level, to be further refined during uncoarsening. Our overall multilevel algorithm is outlined in Algorithm 1.

Coarsening. As shown in Algorithm 1, our *coarsening* phase consists of two consecutive steps which are iteratively repeated on the current coarsest graph until no more contraction can be performed without

increasing the overall edge-cut value. In the first step, a graph clustering is computed. In the second step, each cluster contained in this clustering is contracted in order to produce a coarser graph. To be self-contained, we briefly outline our clustering algorithm, which is based on *label propagation* [37]. We chose label propagation here, contracting clusters decreases graph size significantly in multi-level algorithms. The algorithm starts with each node in its own cluster, i.e., its initial cluster ID is set to its node ID. The algorithm then works in rounds. In each round, all nodes are traversed, and each node u is moved to the cluster with the largest connection weight with u , i.e., it is only moved to the cluster V_i with maximum connection weight $\omega(\{(u, v) \mid v \in N(u) \cap V_i\})$ if it is strictly positive. Note that this equation is also evaluated for the block the node is currently contained in, i.e. if the node has the strongest connection towards the block it is currently contained in, it stays there. Also note that if the cluster of the current node is a singleton the value of the equation for its block equals zero. Lastly, if the maximum connection strength is negative, then the node is placed in its own cluster as a singleton. Ties are broken randomly. This greedy approach ensures that the edge-cut is monotonically decreased. In a graph with n nodes and m edges, one round of label propagation can be implemented in $O(n + m)$ time. The algorithm is repeated at most L times, where L is a tuning parameter. However, the algorithm is not too sensitive about the concrete choice of the parameter. The intuition of the overall procedure is to force positive edges inside clusters and negative edges between clusters, which is favorable for the edge-cut objective.

After label propagation, each cluster is replaced by a single node, creating a hierarchy of coarser graphs. The contraction process, defined in Section 2, ensures a clustering of the coarse graph corresponds to the same edge-cut in finer graphs. This aggressive graph-contraction strategy allows us to shrink irregular networks, and the coarsening stops when no further contraction can be done without increasing the edge-cut. The final output is the coarsest graph, which implies an initial clustering of assigning each node to its own cluster.

Uncoarsening. The *uncoarsening* phase is executed directly after the coarsening phase has been completed and every node of the coarsest graph has been assigned to its own cluster. As shown in Algorithm 1, our uncoarsening phase consists of two consecutive steps which are iteratively repeated for each graph in our contraction hierarchy. In the first step, the current clustering is mapped to the graph contained in the current level of the contraction hierarchy. In the second step,

Algorithm 1 Our multilevel algorithm

Input graph $G = (V, E)$ **Output** clustering $\Pi : V \rightarrow \mathbb{N}$

```
1:  $G_0 \leftarrow \emptyset; G_1 \leftarrow G; i \leftarrow 0$ 
2: while  $G_i \neq G_{i+1}$  do // coarsening phase
3:    $i \leftarrow i + 1$ 
4:   ComputeClustering( $G_i$ )
5:    $G_{i+1} \leftarrow \text{Contract}(G_i)$ 
6:  $\Pi_i \leftarrow \text{MapNodesToClusters}(G_i)$ 
7: for  $j \leftarrow i - 1, \dots, 1$  do // uncoarsening phase
8:    $\Pi_j \leftarrow \text{RemapToFiner}(\Pi_{j+1})$ 
9:    $\Pi_j \leftarrow \text{RefineClusteringLabelPropagation}(G_j, \Pi_j)$ 
10:   $\Pi_j \leftarrow \text{RefineClusteringFM}(G_j, \Pi_j)$ 
11:  $\Pi \leftarrow \text{GlobalSearch}(\Pi_1)$ 
```

we apply a sequence of local refinement methods to optimize our clustering by moving nodes between clusters. At each level of uncoarsening, we remap the best clustering to the next finer graph using our contraction approach, maintaining edge-cut. We apply two refinement methods: First, a *label propagation* refinement randomly visits all nodes and greedily moves each one to the cluster where edge-cut is minimized. The only difference to coarsening is that we start from the current given clustering and not from the singleton clustering. Second, a *Fiduccia-Mattheyses* (FM) [13] refinement greedily goes through the boundary nodes trying to relocate them with a more global perspective in order to improve solution quality. Label propagation is applied first as this helps to quickly get to a good solution, and FM search is applied afterwards to escape local optima. Both methods are based on the concept of *Gain*, defined as the decrease in edge-cut caused by node movement.

FM Refinement. Our FM refinement is an adapted version of the FM algorithm [13] to move nodes between clusters. We use a gain-based priority queue initialized with the *complete* partition boundary. Initially all nodes are unmarked. Only unmarked nodes can be in the priority queue. Thus in each round each node is moved at most once. We repeatedly move the highest-gain node to its best neighboring cluster, updating the queue by adding its unmarked neighbors not yet moved. Once a node is moved it is marked. The refinement escapes local optima by allowing negative-Gain movements and rolling back to the lowest cut after the search has concluded. The search concludes once the queue becomes empty, indicating that each node has been processed once, or after fifteen consecutive moves that yield no positive gain. We use fifteen here as this is default for FM-based local search algorithms, such as those implemented in Metis [22], which is designed to

address the challenge of balanced graph partitioning.

Global Search. After the multilevel cycle described in Algorithm 1, an extra multilevel cycle is run which uses the output clustering of the first cycle as the initial solution. This global search strategy was introduced in [45] and has been successfully used for many optimization problems. The core difference to the first multilevel cycle is that the previously computed clustering is forced to be the initial solution in the extra multilevel cycle. This is achieved by blocking cut edges from contraction and stopping coarsening when the coarser graph equals the quotient graph of the clustering. More precisely, we do this by modifying the label propagation algorithm during coarsening such that each cluster of the computed clustering is a subset of a cluster of the input clustering from the first cycle. In other words, each cluster only contains nodes of one unique clustering of the input clustering. Hence, when contracting the clustering, every cut edge of the input clustering will remain. This approach is extended in Section 4 to form the operators of our memetic algorithm.

4 Distributed Memetic Signed Graph Clustering

Our distributed memetic algorithm is summarized in Algorithm 2. We first explain how the algorithm runs sequentially and then explain our coarse-grained parallelization. We start by giving an overview of our algorithm. As a typical memetic approach, our algorithm is a population-based heuristic. Given a signed graph G , we define an *individual* as a particular clustering on G . First, our algorithm initializes a population P of α individuals using different random seeds. Then the algorithm proceeds in rounds. In each round the population evolves via either *mutation* (with probability $\beta = 10\%$) or *recombination* (with probability

Algorithm 2 Our distributed memetic algorithm

Input graph $G = (V, E)$ **Output** clustering $\Pi : V \rightarrow \mathbb{N}$

```
1:  $P \leftarrow \{\Pi_1, \dots, \Pi_\alpha\}$  // generate  $\alpha$ -sized population using diff. random seeds
2: // for multilevel algorithm. Each  $\Pi_i$  is a clustering.
3: while running time  $< t_f$  do
4:    $i \leftarrow \text{Random}([0, 1])$ 
5:   if  $i > \beta$  then // with probability  $1 - \beta$ 
6:      $\Pi_a, \Pi_b \leftarrow \text{Selection}(P)$  // select individuals
7:      $\Pi_c \leftarrow \text{Recombination}(P)$ 
8:   else // with probability  $\beta$ 
9:      $\Pi_c \leftarrow \text{Mutation}(\Pi_a)$  // mutate individual
10:   $P \leftarrow \text{Replacement}(P, \Pi_c)$  // replacement
11:   $\text{CommunicateBest}(P)$ 
12:  $\Pi \leftarrow \text{BestIndividualOverall}()$ 
```

$1 - \beta = 90\%$). The process continues until a desired time limit t_f is reached. The *recombination* procedure is executed on two *good* individuals selected via *tournament* selection and then used as *parents* to produce *offspring* which partially inherits their characteristics. The *mutation* procedure is run on a randomly-picked individual which is used as reference for building another individual from scratch. The next phase is called *replacement*. Newly computed individuals are inserted into the population and the worst ones are *evicted* to maintain α population size. Since our algorithm generates only one individual per round it falls into the category of *steady-state* evolutionary algorithms [32].

Notation, Population, and Fitness. We define an individual as a clustering Π on the graph G and represent it by its set of cut edges. Note that some sets of edges cannot be the set of cut edges of any feasible clustering, e.g., a single edge of a cycle. However, feasibility is *implicitly* ensured throughout the algorithm, as will become clear later. As a consequence, we do not need any penalty function, hence the *fitness* function of an individual is its *edge-cut*, which is the objective to be minimized. The initial population is built by running our multilevel algorithm (Algorithm 1) from scratch α times, where $\alpha \in [3, 100]$ is determined such that roughly 10% of the allowed time limit t_f is spent on the construction of the initial population. More precisely, our algorithm performs one multilevel clustering step and measures the time t spent. We then choose α such that the time for creating α partitions is approximately $10\% \cdot t_{\text{total}}$ where t_{total} is the total running time that the algorithm is given to produce a clustering of the graph.

Recombination. Our recombination algorithm works as follows. First, we select two *good* individuals,

Π_a and Π_b , from the population to serve as parents using a *tournament selection* [34], i.e., two distinct individuals are drawn and the one with best edge-cut is selected to be a parent. To ensure distinct parents, the second parent may be the loser of the tournament if the winner is already the first parent. To create an offspring, we run Algorithm 1 on G and block the cut edges of Π_a and Π_b from contracting during the first multilevel cycle. More precisely, we do this by modifying the label propagation algorithm during coarsening such that each cluster of the computed clustering is a subset of any cluster of both of the input clusterings. That is a cluster found by label propagation can only be found within a cluster of the clustering induced by the connected components of the graph where all cut edges of Π_a and Π_b have been removed. Figure 2 demonstrates which edges are blocked for a particular instance. This leads to a coarsening phase that stops when no further contraction is possible unless the edge-cut increases or blocked edges are contracted. We then choose the best edge-cut clustering among three options: the two parents and a clustering where each node of the coarsest graph is assigned its own cluster. Our algorithm then uncoarsens this new clustering, applies local searches, and further improves the clustering with the global search in Figure ???. This approach directly ensures non-increasing edge-cut compared to Π_a and Π_b and combines the characteristics of both parents, as expected from recombination.

Mutation. For mutation, we randomly select an individual Π_a from the population and create a new individual by running Algorithm 1 on G while blocking Π_a 's cut edges from contracting only in the *first level* of the first multilevel cycle. The initial solution obtained at the finer level of this multilevel cycle can differ from Π_a but inherits some of its characteristics

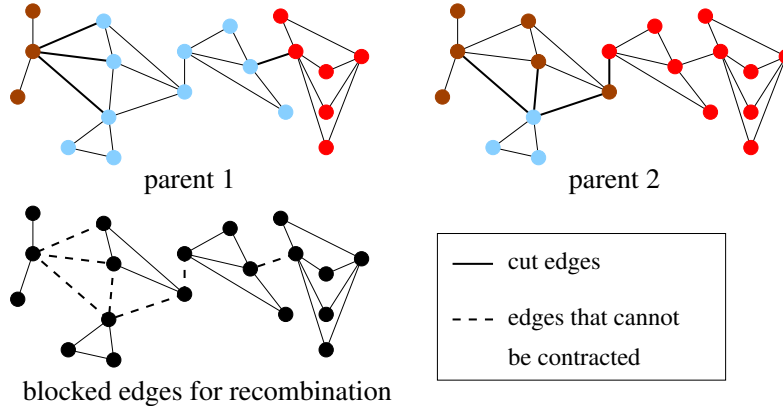


Figure 2: In the recombination, the cut edges of both parents cannot be contracted during the first multilevel cycle to build an offspring.

due to this edge-blocking constraint. The new individual is obtained by optimizing this initial solution during uncoarsening as well as the global search cycle. This operator does not guarantee non-increasing edge-cut compared to Π_a , although it increases population variability and optimizes the new individual as much as possible.

Replacement. Our replacement strategy inserts the newly generated individual Π_c from mutation or recombination into the population P and removes an individual to keep only α individuals alive. We first check if Π_c has worse edge-cut than all individuals in P . If so, we do not insert Π_c into P . Otherwise, we remove the individual in P most similar to Π_c , where a high similarity is defined as a low-cardinality symmetric difference between the two individuals' edge sets. This approach helps maintain high diversity in P , which is beneficial for the evolutionary process.

Parallelization. Our parallelization works as follows. Each processor performs the same steps outlined in Algorithm 2 (using different random seeds). Communication is done through a variation of the *randomized rumor spreading* protocol [12]. The communication is organized in rounds, in which each process tries to send and receive individuals. In each round, a process sends the best individual from its local population to a randomly selected process it has not yet sent this individual to. Afterwards, it tries to receive incoming individuals and inserts them into its local population using the described replacement strategy. The overall Algorithm 2 is performed asynchronously, i.e., without global synchronization.

Graph	Nodes	Edges	Source
knott3D-32	651	3 939	[43]
knott3D-72	4 228	26 278	[43]
knott3D-96	15 393	97 275	[43]
img167083	2 904	8 409	[43]
img175032	3 764	10 898	[43]
img236037	2 952	8 559	[43]
bitcoinalpha	3 783	14 081	[29]
bitcoinotc	5 881	21 434	[29]
elec	7 118	100 355	[27]
chess	7 301	32 650	[27]
slashdot081106	77 357	466 666	[29]
slashdot-zoo	79 116	465 840	[29]
slashdot090216	81 871	495 666	[29]
slashdot090221	82 144	498 532	[29]
wikiconflict	118 100	1 461 058	[27]
epinions	131 828	708 507	[29]
wikisigned-k2	138 592	712 337	[27]
cityscape7	2 097 152	9 332 736	[43]
cityscape34	2 097 152	9 332 736	[43]
cityscape52	2 097 152	9 332 736	[43]

Table 1: Properties of real-world signed graphs.

5 Experimental Evaluation.

Methodology. We implemented our algorithms using C++ and compiled them as well as competing C++ codes using gcc 11.4 with full optimization turned on (-O3 flag). We have used a machine with an AMD EPYC 9754 128-Core CPU running at 2.25GHz with 256MB L3 Cache and 768GB of main memory. It runs Ubuntu GNU/Linux 22.04 and Linux kernel version 5.15.0-102.

Depending on the focus of the experiment, we measure running time and/or edge-cut. An alternative metric for edge-cut is the *z-value* [19], which can be mathematically defined as $1 - \frac{edgecut}{\omega(E^-)}$ where lower values

Graph	SCML	SCMLEvo	SCMLEvoPar	GAEC	GAEC+KL	HCC	ParCCML
knott3d032	-1 882	-1 884	-1 884	-1 879	-1 883	-1 868	-1 876
knott3d072	-11 581	-11 618	-11 618	-11 559	-11 609	-11 521	-11 499
knott3d096	-31 630	-31 754	-31 754	-31 557	-31 711	-31 442	-31 526
img167083	-3 482	-3 510	-3 510	-3 478	-3 496	-3 464	-3 482
img175032	-4 822	-4 858	-4 859	-4 759	-4 817	-4 733	-4 792
img236037	-4 289	-4 310	-4 310	-4 251	-4 293	-4 232	-4 258
bitcoinalpha	-5 477	-5 534	-5 534	-5 531	-5 561	-5 476	-5 558
bitcoinotc	-20 236	-20 425	-20 429	-20 395	-20 433	-20 327	-20 328
elec	-7 706	-7 735	-7 735	-7 722	-7 724	-7 722	-7 706
chess	-4 421	-4 775	-4 802	-4 346	-4 496	-4 304	-4 095
slashdot081106	-49 004	-49 791	-49 806	-48 528	-49 042	-48 501	-49 177
slashdot-zoo	-53 430	-53 696	-53 705	-52 394	-52 975	-52 347	-53 006
slashdot090216	-50 276	-50 655	-50 669	-49 875	-50 293	-49 870	-49 885
slashdot090221	-50 274	-50 914	-50 926	-49 822	-50 329	-49 821	-50 180
wikiconflict	-2 167 064	-2 167 366	-2 167 377	-2 166 609	-2 167 259	-2 166 610	-2 166 505
epinions	-70 131	-70 316	-70 321	-69 426	-70 205	-68 769	-69 558
wikisigned-k2	-41 236	-41 526	-41 562	-41 465	-41 482	-41 398	-41 099
cityscape7	-435 564	-440 469	-441 318	-365 560	×	-351 701	-377 516
cityscape34	-187 085	-188 787	-188 979	-112 591	-186 589	-81 550	-140 412
cityscape52	-293 378	-296 039	-296 291	-257 493	×	-248 931	-225 763

Table 2: Minimum edge-cuts achieved by various algorithms over ten repetitions. Instances marked with × did not finish within a 72h time limit. SCMLEvo and SCMLEvoPar both ran for two minutes. Lowest values are highlighted in **bold** font.

are better. Unless explicitly mentioned otherwise, we run our experiments ten times on each of the graphs listed Table 1 with different random seeds. When performing repetitions per algorithm and graph using different random seeds for initialization, we compute the minimum value of the computed objective functions and running time per instance. When further averaging over multiple instances, we use the geometric mean. Since all values of edge-cut computed in our experiments are negative, we define geometric mean as the geometric mean of its absolute value multiplied afterwards by -1 .

Instances. We use the real-world signed graphs listed in Table 1. They were all obtained from the public graph collections SNAP [29] and KONECT [27] as well as the structured prediction problem archive [43]. From the latter we choose three randomly selected instances the `cityscape` benchmark [10], the `knott3D` benchmark [20] as well as natural image segmentation benchmark [20]. Before running the experiments, we converted each of the graphs in Table 1 to an undirected signed graph without parallel or self edges. In particular, we achieve this by simply removing self edges and substituting all parallel and opposite arcs by a single undirected edge whose weight equals the sum of the

weights of these arcs. Positive edges obtain weight one while negative edges obtain weight minus one.

Competitors. Based on the experimental study by Levinkov et al. [30] we compare against GAEC [24], GAEC+KLj [30] (best algorithm w.r.t. edge-cut) and HCC-Sum (HCC) [3]. For GAEC and HCC-Sum we use the implementations provided in the GASP framework [3], which is publicly available. Bailoni et al. [3] show that they are the two best algorithms with respect to the minimization of edge-cut – however the authors do not compare against GAEC+KLj. For GAEC+KLj we use the implementation that has been provided by the authors of [30] in <https://github.com/bjoern-andres/graph>. We also compare against the recent shared-memory parallel algorithm by Shi et al. [42] (<https://github.com/google/graph-mining>). We run the algorithm with the default parameters and use multilevel refinement which according to the authors gives better solutions. The algorithm is denoted as ParCCML. Based on the z -value explicitly reported in [19] and our experiments with GAEC, already GAEC without KL local search outperforms FCSG. Moreover, the implementation is not available. Hence, we do not include it here. From now on, we refer to our algorithms as follows: SCML

Graph	SCML	GAEC	GAEC+KLj	HCC	ParCCML	Speedup SCMLEvo	Speedup SCMLEvoPar over GAEC+KLj
knott3D-32	0.004	0.002	0.014	0.002	0.045	0.05	2.34
knott3D-72	0.026	0.013	0.211	0.015	0.076	0.07	0.15
knott3D-96	0.088	0.070	10.380	0.066	0.117	1.02	1.77
img167083	0.009	0.005	0.028	0.006	0.055	0.02	0.04
img175032	0.015	0.005	0.033	0.006	0.059	0.10	2.65
img236037	0.011	0.004	0.020	0.005	0.054	0.02	2.18
bitcoinalpha	0.007	0.013	0.292	0.010	0.052	*	*
bitcoinotc	0.011	0.016	2.146	0.018	0.060	*	*
chess	0.060	0.022	3.657	0.024	0.070	0.6	2.33
elec	0.034	0.051	9.322	0.069	0.082	2.08	5.27
slashdot-zoo	0.493	0.936	5 523.89	1.065	0.284	9919	13028
slashdot081106	0.387	0.986	4 063.36	1.007	0.302	3421	4815
slashdot090216	0.382	1.227	4 610.00	1.065	0.314	2390	9302
slashdot090221	0.390	1.220	5 446.96	1.197	0.307	4198	12321
wikiconflict	2.120	1.714	11 135.00	2.105	0.542	342	1192
epinions	0.437	2.060	4 386.99	1.955	0.417	176	476
wikisigned-k2	0.605	2.058	3 265.75	1.959	0.443	54	236
cityscape7	10.92	71.14	×	70.01	3.076	—	—
cityscape34	7.98	66.55	142 374.00	73.07	2.694	7 014	16 807
cityscape52	8.83	74.48	×	74.29	2.771	—	—

Table 3: Running times of various algorithms under consideration in *seconds* (left) as well as time of GAEC-KLj divided by the time to reach result of GAEC-KLj by the memetic algorithms denoted as speedup (right, larger is better). In instances that are marked with \star our algorithm did not reach the result of GAEC-KL. Instances marked with \times did not finish within a 72h time limit. Lowest running are highlighted in **bold** font. SCMLEvo and SCMLEvoPar both ran for two minutes.

represents our multilevel algorithm (Signed Clustering MultiLevel), SCMLEvo represents our memetic algorithm run on a single processor, and SCMLEvoPar represents our memetic algorithm using all cores of our machine.

5.1 Experimental Comparison. In this section, we conduct a series of experiments to assess the extent to which our memetic algorithm surpasses current state-of-the-art methods. Table 2 and Table 3 give detailed per instances results in terms of edge-cut achieved as well as running times of different algorithms. As HCC is roughly equally fast compared to the GAEC algorithm, and in terms of solution quality is always worse, we do not further discuss it here.

We begin by comparing our sequential multilevel strategy SCML to the GAEC algorithm. In terms of solution quality our multilevel algorithm is on par with the GAEC algorithm. On 16 out of 20 instances our algorithm computes a slightly better result than the GAEC

algorithm. However, on some instances improvement in terms of edge-cut is very big. For example, on the *cityscape* instances, SCML computes cuts that are 10%, 16% and 40% lower. However, in terms of running time we do see a significant advantage. Overall, our multilevel algorithm SCML is 46% faster on average. While on the very small instances like *knott3D* and *img* our algorithms is slower (up to a factor three), it is much faster on the large instances typically a factor 2 to 3. The largest speedup is observed on the *cityscape* instances. Here, our multilevel algorithm is between a factor 6.46 to 8.43 faster. The advantage in speed of our algorithm on large instances stems from the fact that the coarsening process based on contracting clusterings works very well in reducing the instance size. For example, after the *first* contraction step the contracted graph in the hierarchy has only 33.3k nodes for the *cityscape34* instances which is roughly 1.5% of the original input size. As another example, after the first contraction step for the

`wikisigned-k2` the coarser graph has only 17.2k nodes which is approximately 12.4% of the original input size.

The `GAEC+KLj` algorithm which combines `GAEC` with Kernighan-Lin local search, is able to improve the results of the `GAEC` algorithm significantly. In all cases in which the algorithm finished within a 72 hour time limit, the algorithm improves the result of the `GAEC` algorithm. On average our `SCML` algorithms computes solutions that are 0.2% worse compared to the `GAEC+KLj` algorithm. While the `GAEC+KLj` algorithm is able to improve the results of `GAEC`, it is not scalable. While it is still able to solve very small instances quickly it has problem as soon as the instances get larger. The algorithm is on average a factor 235 and 304 slower than the `GAEC` algorithm and our `SCML` algorithm on the instances that it could solve respectively. Generally the larger the problem gets, the larger is the gap in running time observed. On the largest instances that `GAEC+KLj` could solve, `cityscape34`, our `SCML` algorithm is four orders of magnitude faster, while also computing a better result.

We now investigate our sequential and parallel memetic strategies `SCMLEvo` which runs for 2 minutes sequentially and `SCMLEvoPar` which runs for 2 minutes on all cores of our machine. Already our sequential algorithm `SCMLEvo` computes better results than `GAEC+KLj` in all but two cases. These improvements can be big, for example, on the `chess` instance, our algorithm computes a 10% lower edge-cut. In order to asses a potential speedup, we measure the time that was needed by our memetic algorithm to reach a clustering with an edge cut similar to that which has been computed by `GAEC+KLj` algorithm. Table 3 shows the result. We can observe that on small instances there is a significant slow down, i.e. the `img` and `knott3D` instances. However, this is somewhat expected as the instances are very small and even the multilevel algorithm itself has been slower as there is no real multilevel structure on such small networks. As soon as the instances get larger, we obtain a speedup of up to almost *four orders of magnitude* (`slashdot-zoo`). On average, `SCMLEvo` reaches the result of `GAEC+KLj` a factor 13.96 faster. Indeed, using parallelization helps to improve the edge cut of the final output, but also to achieve the result faster. Our parallel algorithm `SCMLEvoPar` computes the best result among all algorithms in all but two cases. It reaches a result equal to the result of `GAEC+KLj` faster by a factor 61.23 on average.

At last we compare the performance of our algorithms against the recently proposed shared-memory parallel `ParCCML` algorithm. We run the algorithm using all cores of the machine. First, on 17 out of 20 instances, our sequential multi-level algorithm `SCML` computes a

lower or equal edge cut (equal in two cases) than the `ParCCML` algorithm. The largest difference is observed on the `cityscape` instances. Here, `SCML` computes cuts that are 15%, 34% and 30% lower. On the instances on which `SCML` computes worse results, the differences are 1.5%, 0.5% and 0.4%. Our sequential as well as our parallel evolutionary algorithm computes better results on all but one instance. In terms of running time, our sequential multilevel algorithm is 40% faster than the `ParCCML` algorithm which is surprising as `ParCCML` runs on all 128 cores of our machine. This is in part due the size of the instances that are feasible for the evolutionary strategy and the overheads of parallel programming. With increasing size of the instances, there is an advantage in terms of running time of the parallel `ParCCML` algorithm. For example, on the `cityscape` instances, the parallel `ParCCML` algorithm is a factor 3.2 faster than our sequential multi-level algorithm. Note that our evolutionary strategies use the multi-level algorithm as an algorithm to build the population. Therefore, while our (coarse-grained parallel) evolutionary algorithm is highly efficient, it can not surpass the performance of our multi-level strategy in terms of running time.

Lastly, we want to highlight that our memetic algorithm is more efficient in exploring the solution space than repeated executions of our multi-level strategy. This is evident from Figure 3 which shows how solution quality develops over time when `SCML` repetitions are run parallel on all cores of our machine as well as our parallel memetic algorithm `SCMLEvoPar`. After the initial population has been created, one can clearly see that it is not sufficient to simply repeat the multilevel strategy for the same overall time as the memetic strategy to obtain similarly good solutions.

6 Conclusion

In this study, we developed a novel approach to graph clustering, specifically tailored for signed graphs, which exhibit both positive and negative edge weights. We introduced a scalable multilevel algorithm that leverages label propagation and FM local search strategies to efficiently decompose a graph into clusters with minimal negative intra-cluster and maximal positive inter-cluster edge weights. Furthermore, we engineered a memetic algorithm that incorporates these strategies into a multilevel framework, enhancing the evolutionary process with robust recombination and mutation operations designed for signed graph clustering. Our empirical results demonstrate that already sequentially our multilevel and memetic algorithms significantly outperform existing state-of-the-art algorithms in terms of both computational speed and the quality of the clustering results. An additional coarse-grained paralleliza-

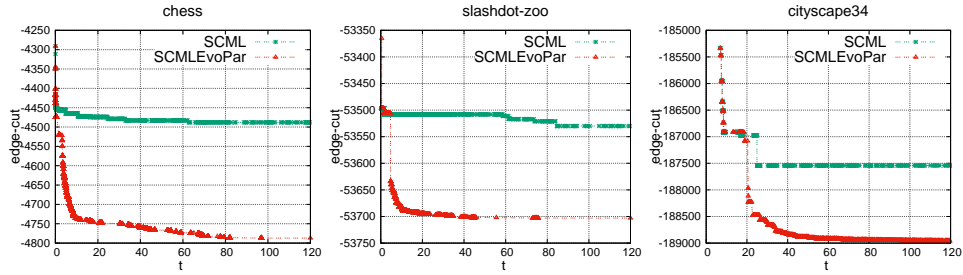


Figure 3: Convergence plots for SCML and SCMLEvoPar. Both algorithms run in parallel using all cores of our machine for two minutes to compute a result. The plots show how the best solution computed by the algorithm decreases over time.

tion of our memetic algorithm further significantly reduces the time required to compute the clusterings. Looking ahead, there are several avenues for further research. Enhancing the algorithm with more advanced local search mechanisms, such as those based on maximum flow models, could potentially yield even better clusterings. Additionally, extending our methodology to dynamically changing graphs and considering scalable shared-memory parallel algorithms based on deep multilevel schemes such as [17] could path the way for new applications.

Acknowledgements. We acknowledge support by DFG grant SCHU 2567/5-1. Moreover, we would like to acknowledge Dagstuhl Seminar 23331 on Recent Trends in Graph Decomposition.

References

- [1] M. M. Abdulrahman, A. D. Abood, and B. A. Attea. An Enhanced Multi-objective Evolutionary Algorithm With Decomposition for Signed Community Detection Problem. In *2020 2nd Annual International Conference on Information and Sciences (AiCIS)*, pages 45–50. IEEE, 2020. doi: 10.1109/AiCIS51645.2020.00017. URL <https://doi.org/10.1109/AiCIS51645.2020.00017>.
- [2] C. C. Aggarwal. An Introduction to Social Network Data Analytics. In C. C. Aggarwal, editor, *Social Network Data Analytics*, pages 1–15. Springer, 2011. doi: 10.1007/978-1-4419-8462-3_1. URL https://doi.org/10.1007/978-1-4419-8462-3_1.
- [3] A. Bailoni, C. Pape, S. Wolf, T. Beier, A. Kreshuk, and F. A. Hamprecht. A Generalized Framework for Agglomerative Clustering of Signed Graphs applied to Instance Segmentation. *CoRR*, abs/1906.11713, 2019. URL <http://arxiv.org/abs/1906.11713>.
- [4] T. Beier, T. Kröger, J. H. Kappes, U. Köthe, and F. A. Hamprecht. Cut, Glue, & Cut: A Fast, Approximate Solver for Multicut Partitioning. In *2014 IEEE Conference on Computer Vision and Pattern Recognition, CVPR 2014, Columbus, OH, USA, June 23-28, 2014*, pages 73–80, 2014. doi: 10.1109/CVPR.2014.17. URL <https://doi.org/10.1109/CVPR.2014.17>.
- [5] T. Beier, F. A. Hamprecht, and J. H. Kappes. Fusion Moves for Correlation Clustering. In *IEEE Conference on Computer Vision and Pattern Recognition, CVPR 2015, Boston, MA, USA, June 7-12, 2015*, pages 3507–3516, 2015. doi: 10.1109/CVPR.2015.7298973. URL <https://doi.org/10.1109/CVPR.2015.7298973>.
- [6] A. Buluç, H. Meyerhenke, I. Safro, P. Sanders, and C. Schulz. Recent Advances in Graph Partitioning. In L. Kliemann and P. Sanders, editors, *Algorithm Engineering - Selected Results and Surveys*, volume 9220 of *Lecture Notes in Computer Science*, pages 117–158. 2016. doi: 10.1007/978-3-319-49487-6_4. URL https://doi.org/10.1007/978-3-319-49487-6_4.
- [7] Ü. V. Çatalyürek, K. D. Devine, M. F. Faraj, L. Gottesbüren, T. Heuer, H. Meyerhenke, P. Sanders, S. Schlag, C. Schulz, D. Seemaier, and D. Wagner. More Recent Advances in (Hyper)Graph Partitioning. *ACM Comput. Surv.*, 55(12):253:1–253:38, 2023. doi: 10.1145/3571808. URL <https://doi.org/10.1145/3571808>.
- [8] S. Che, W. Yang, and W. Wang. A Memetic Algorithm for Community Detection in Signed Networks. *IEEE Access*, 8:123585–123602, 2020. doi: 10.1109/ACCESS.2020.3006108. URL <https://doi.org/10.1109/ACCESS.2020.3006108>.
- [9] V. Cohen-Addad, S. Lattanzi, S. Mitrovic, A. Norouzi-Fard, N. Parotsidis, and J. Tarnawski.

- Correlation Clustering in Constant Many Parallel Rounds. In M. Meila and T. Zhang, editors, *Proceedings of the 38th International Conference on Machine Learning, ICML 2021, 18-24 July 2021, Virtual Event*, volume 139 of *Proceedings of Machine Learning Research*, pages 2069–2078, 2021. URL <http://proceedings.mlr.press/v139/cohen-addad21b.html>.
- [10] M. Cordts, M. Omran, S. Ramos, T. Rehfeld, M. Enzweiler, R. Benenson, U. Franke, S. Roth, and B. Schiele. The Cityscapes Dataset for Semantic Urban Scene Understanding. In *2016 IEEE Conference on Computer Vision and Pattern Recognition, CVPR 2016, Las Vegas, NV, USA, June 27-30, 2016*, pages 3213–3223, 2016. doi: 10.1109/CVPR.2016.350. URL <https://doi.org/10.1109/CVPR.2016.350>.
- [11] T. N. Dinh and M. T. Thai. Toward Optimal Community Detection: From Trees to General Weighted Networks. *Internet Math.*, 11(3):181–200, 2015. doi: 10.1080/15427951.2014.950875. URL <https://doi.org/10.1080/15427951.2014.950875>.
- [12] B. Doerr and M. Fouz. Asymptotically Optimal Randomized Rumor Spreading. In L. Aceto, M. Henzinger, and J. Sgall, editors, *Automata, Languages and Programming - 38th International Colloquium, ICALP 2011, Zurich, Switzerland, July 4-8, 2011, Proceedings, Part II*, volume 6756 of *Lecture Notes in Computer Science*, pages 502–513, 2011. doi: 10.1007/978-3-642-22012-8_40. URL https://doi.org/10.1007/978-3-642-22012-8_40.
- [13] C. M. Fiduccia and R. M. Mattheyses. A Linear-time Heuristic for Improving Network Partitions. In J. S. Crabbe, C. E. Radke, and H. Ofek, editors, *Proceedings of the 19th Design Automation Conference, DAC '82, Las Vegas, Nevada, USA, June 14-16, 1982*, pages 175–181, 1982. doi: 10.1145/800263.809204. URL <https://doi.org/10.1145/800263.809204>.
- [14] J. Gallier. Spectral Theory of Unsigned and Signed Graphs. Applications to Graph Clustering: a Survey. *CoRR*, abs/1601.04692, 2016. URL <http://arxiv.org/abs/1601.04692>.
- [15] D. E. Goldberg, B. Korb, and K. Deb. Messy Genetic Algorithms: Motivation, Analysis, and First Results. *Complex Syst.*, 3(5), 1989. URL http://www.complex-systems.com/abstracts/v03_i05_a05.html.
- [16] S. Gómez, P. Jensen, and A. Arenas. Analysis of Community Structure in Networks Of Correlated Data. *Physical Review E*, 80(1):016114, 2009. doi: 10.1103/PhysRevE.80.016114. URL <https://doi.org/10.1103/PhysRevE.80.016114>.
- [17] L. Gottesbüren, T. Heuer, P. Sanders, C. Schulz, and D. Seemaier. Deep Multilevel Graph Partitioning. In P. Mutzel, R. Pagh, and G. Herman, editors, *29th Annual European Symposium on Algorithms, ESA 2021, September 6-8, 2021, Lisbon, Portugal (Virtual Conference)*, volume 204 of *LIPICs*, pages 48:1–48:17, 2021. doi: 10.4230/LIPICs.ESA.2021.48. URL <https://doi.org/10.4230/LIPICs.ESA.2021.48>.
- [18] M. Grötschel and Y. Wakabayashi. A Cutting Plane Algorithm for a Clustering Problem. *Math. Program.*, 45(1-3):59–96, 1989. doi: 10.1007/BF01589097. URL <https://doi.org/10.1007/BF01589097>.
- [19] J. Hua, J. Yu, and M. Yang. Fast Clustering for Signed Graphs Based on Random Walk Gap. *Soc. Networks*, 60:113–128, 2020. doi: 10.1016/J.SOCNET.2018.08.008. URL <https://doi.org/10.1016/j.socnet.2018.08.008>.
- [20] J. H. Kappes, B. Andres, F. A. Hamprecht, C. Schnörr, S. Nowozin, D. Batra, S. Kim, B. X. Kausler, T. Kröger, J. Lellmann, N. Komodakis, B. Savchynskyy, and C. Rother. A Comparative Study of Modern Inference Techniques for Structured Discrete Energy Minimization Problems. *Int. J. Comput. Vis.*, 115(2):155–184, 2015. doi: 10.1007/S11263-015-0809-X. URL <https://doi.org/10.1007/s11263-015-0809-x>.
- [21] A. Karataş and S. Şahin. Application Areas of Community Detection: A Review. In *Intl. Congress on Big Data, Deep Learning and Fighting Cyber Terrorism (IBIGDELFT)*, pages 65–70, 2018. doi: 10.1109/IBIGDELFT.2018.8625349.
- [22] G. Karypis and V. Kumar. A Fast and High Quality Multilevel Scheme for Partitioning Irregular Graphs. *SIAM J. Sci. Comput.*, 20(1):359–392, 1998. doi: 10.1137/S1064827595287997. URL <https://doi.org/10.1137/S1064827595287997>.
- [23] M. Keuper, E. Levinkov, N. Bonneel, G. Lavoué, T. Brox, and B. Andres. Efficient Decomposition of Image and Mesh Graphs by Lifted Multicuts. In *2015 IEEE International Conference on Computer Vision, ICCV 2015, Santiago, Chile, December 7-13, 2015*, pages 1751–1759, 2015. doi: 10.

- 1109/ICCV.2015.204. URL <https://doi.org/10.1109/ICCV.2015.204>.
- [24] M. Keuper, E. Levinkov, N. Bonneel, G. Lavoué, T. Brox, and B. Andres. Efficient Decomposition of Image and Mesh Graphs by Lifted Multicuts. In *2015 IEEE International Conference on Computer Vision, ICCV 2015, Santiago, Chile, December 7-13, 2015*, pages 1751–1759, 2015. doi: 10.1109/ICCV.2015.204. URL <https://doi.org/10.1109/ICCV.2015.204>.
- [25] A. Knyazev. On Spectral Partitioning of Signed Graphs. In F. Manne, P. Sanders, and S. Toledo, editors, *Proceedings of the Eighth SIAM Workshop on Combinatorial Scientific Computing, CSC 2018, Bergen, Norway, June 6-8, 2018*, pages 11–22, 2018. doi: 10.1137/1.9781611975215.2. URL <https://doi.org/10.1137/1.9781611975215.2>.
- [26] M. Koshimura, E. Watanabe, Y. Sakurai, and M. Yokoo. Concise Integer Linear Programming Formulation for Clique Partitioning Problems. *Constraints An Int. J.*, 27(1-2):99–115, 2022. doi: 10.1007/S10601-022-09326-Z. URL <https://doi.org/10.1007/s10601-022-09326-z>.
- [27] J. Kunegis. KONECT: the Koblenz Network Collection. In L. Carr, A. H. F. Laender, B. F. Lóscio, I. King, M. Fontoura, D. Vrandečić, L. Aroyo, J. P. M. de Oliveira, F. Lima, and E. Wilde, editors, *22nd International World Wide Web Conference, WWW '13, Rio de Janeiro, Brazil, May 13-17, 2013, Companion Volume*, pages 1343–1350, 2013. doi: 10.1145/2487788.2488173. URL <https://doi.org/10.1145/2487788.2488173>.
- [28] J. Kunegis, S. Schmidt, A. Lommatzsch, J. Lerner, E. W. D. Luca, and S. Albayrak. Spectral Analysis of Signed Graphs for Clustering, Prediction and Visualization. In *Proceedings of the SIAM International Conference on Data Mining, SDM 2010, April 29 - May 1, 2010, Columbus, Ohio, USA*, pages 559–570, 2010. doi: 10.1137/1.9781611972801.49. URL <https://doi.org/10.1137/1.9781611972801.49>.
- [29] J. Leskovec. Stanford Network Analysis Package (Snap). URL <http://snap.stanford.edu/data>.
- [30] E. Levinkov, A. Kirillov, and B. Andres. A Comparative Study of Local Search Algorithms for Correlation Clustering. In V. Roth and T. Vetter, editors, *Pattern Recognition - 39th German Conference, GCPR 2017, Basel, Switzerland, September 12-15, 2017, Proceedings*, volume 10496 of *Lecture Notes in Computer Science*, pages 103–114, 2017. doi: 10.1007/978-3-319-66709-6_9. URL https://doi.org/10.1007/978-3-319-66709-6_9.
- [31] P. Mercado, F. Tudisco, and M. Hein. Spectral Clustering of Signed Graphs via Matrix Power Means. In K. Chaudhuri and R. Salakhutdinov, editors, *Proceedings of the 36th International Conference on Machine Learning, ICML 2019, 9-15 June 2019, Long Beach, California, USA*, volume 97 of *Proceedings of Machine Learning Research*, pages 4526–4536, 2019. URL <http://proceedings.mlr.press/v97/mercado19a.html>.
- [32] E. Mezura-Montes. *Evolutionary Computation. A Unified Approach*. Kenneth A. De Jong. (2006, MIT Press.) 256 pages. *Artif. Life*, 13(4):423–426, 2007. doi: 10.1162/artl.2007.13.4.423. URL <https://doi.org/10.1162/artl.2007.13.4.423>.
- [33] Z. Michalewicz. *Genetic Algorithms + Data Structures = Evolution Programs, Third Revised and Extended Edition*. Springer, 1996. ISBN 978-3-540-60676-5. doi: 10.1007/978-3-662-03315-9. URL <https://doi.org/10.1007/978-3-662-03315-9>.
- [34] B. L. Miller and D. E. Goldberg. Genetic Algorithms, Tournament Selection, and the Effects of Noise. *Complex Syst.*, 9(3), 1995. URL http://www.complex-systems.com/abstracts/v09_i03_a02.html.
- [35] A. Miyauchi and N. Sukegawa. Redundant Constraints in the Standard Formulation for the Clique Partitioning Problem. *Optim. Lett.*, 9(1):199–207, 2015. doi: 10.1007/S11590-014-0754-6. URL <https://doi.org/10.1007/s11590-014-0754-6>.
- [36] A. Miyauchi, T. Sonobe, and N. Sukegawa. Exact Clustering via Integer Programming and Maximum Satisfiability. In S. A. McIlraith and K. Q. Weinberger, editors, *Proceedings of the Thirty-Second AAAI Conference on Artificial Intelligence, (AAAI-18), the 30th innovative Applications of Artificial Intelligence (IAAI-18), and the 8th AAAI Symposium on Educational Advances in Artificial Intelligence (EAAI-18), New Orleans, Louisiana, USA, February 2-7, 2018*, pages 1387–1394, 2018. doi: 10.1609/AAAI.V32I1.11519. URL <https://doi.org/10.1609/aaai.v32i1.11519>.
- [37] U. N. Raghavan, R. Albert, and S. Kumara. Near Linear Time Algorithm to Detect Community Structures in Large-scale Networks. *Phys. Rev. E*, 76:036106, Sep 2007. doi: 10.1103/PhysRevE.

- 76.036106. URL <https://link.aps.org/doi/10.1103/PhysRevE.76.036106>.
- [38] P. Sanders and C. Schulz. Engineering Multilevel Graph Partitioning Algorithms. In C. Demetrescu and M. M. Halldórsson, editors, *Algorithms - ESA 2011 - 19th Annual European Symposium, Saarbrücken, Germany, September 5-9, 2011. Proceedings*, volume 6942 of *Lecture Notes in Computer Science*, pages 469–480, 2011. doi: 10.1007/978-3-642-23719-5_40. URL https://doi.org/10.1007/978-3-642-23719-5_40.
- [39] P. Sanders and C. Schulz. Distributed Evolutionary Graph Partitioning. In D. A. Bader and P. Mutzel, editors, *Proceedings of the 14th Meeting on Algorithm Engineering & Experiments, ALENEX 2012, The Westin Miyako, Kyoto, Japan, January 16, 2012*, pages 16–29, 2012. doi: 10.1137/1.9781611972924.2. URL <https://doi.org/10.1137/1.9781611972924.2>.
- [40] K. Sastry, D. E. Goldberg, and G. Kendall. Genetic Algorithms. In *Search methodologies*, pages 93–117. 2014. URL http://eprints.ukh.ac.id/id/eprint/271/1/2014_Book_SearchMethodologies.pdf#page=106. Springer.
- [41] C. Schulz and D. Strash. Graph Partitioning: Formulations and Applications to Big Data. In S. Sakr and A. Y. Zomaya, editors, *Encyclopedia of Big Data Technologies*. Springer, 2019. doi: 10.1007/978-3-319-63962-8_312-2. URL https://doi.org/10.1007/978-3-319-63962-8_312-2.
- [42] J. Shi, L. Dhulipala, D. Eisenstat, J. Lacki, and V. S. Mirrokni. Scalable Community Detection via Parallel Correlation Clustering. *Proc. VLDB Endow.*, 14(11):2305–2313, 2021. doi: 10.14778/3476249.3476282. URL <http://www.vldb.org/pvldb/vol14/p2305-shi.pdf>.
- [43] P. Swoboda, A. Hornáková, P. Roetzer, B. Savchynskyy, and A. Abbas. Structured Prediction Problem Archive. *CoRR*, abs/2202.03574, 2022. URL <https://arxiv.org/abs/2202.03574>.
- [44] Y. Wakabayashi. *Aggregation of Binary Relations: Algorithmic and Polyhedral Investigations*. PhD thesis, University of Augsburg, Germany, 1986. URL <https://d-nb.info/870902490>.
- [45] C. Walshaw. Multilevel Refinement for Combinatorial Optimisation Problems. *Ann. Oper. Res.*, 131(1-4):325–372, 2004. doi: 10.1023/B:ANOR.0000039525.80601.15. URL <https://doi.org/10.1023/B:ANOR.0000039525.80601.15>.
- [46] C. Walshaw and M. Cross. Mesh Partitioning: A Multilevel Balancing and Refinement Algorithm. *SIAM J. Sci. Comput.*, 22(1):63–80, 2000. doi: 10.1137/S1064827598337373. URL <https://doi.org/10.1137/S1064827598337373>.
- [47] C. Walshaw and M. Cross. JOSTLE: Parallel Multilevel Graph-Partitioning Software – An Overview. In *Mesh Partitioning Techniques and Domain Decomposition Techniques*, pages 27–58. 2007. ISBN 978-1-874672-29-6. URL <https://chriswalshaw.co.uk/papers/fulltext/WalshawMPDD07.pdf>.
- [48] X. Zhu, Y. Ma, and Z. Liu. A Novel Evolutionary Algorithm on Communities Detection in Signed Networks. *Physica A: Statistical Mechanics and its Applications*, 503:938–946, 2018. doi: 10.1016/j.physa.2018.08.112. URL <https://doi.org/10.1016/j.physa.2018.08.112>.