

# Modeling Adaptive Fine-grained Task Relatedness for Joint CTR-CVR Estimation

Zihan Lin<sup>†</sup>  
zhlin@ruc.edu.cn  
School of Information,  
Renmin University of  
China

Xuanhua Yang  
xuanhua.yxh@alibaba-  
inc.com  
Alibaba Group  
Beijing, China

Xiaoyu Peng  
pengxiaoyu.pxy@alibaba-  
inc.com  
Alibaba Group  
Beijing, China

Wayne Xin Zhao<sup>✉</sup>  
batmanfly@gmail.com  
Gaoling School of Artificial  
Intelligence, Renmin  
University of China

Shaoguo Liu<sup>✉</sup>  
shaoguo.lsg@alibaba-  
inc.com  
Alibaba Group  
Beijing, China

Liang Wang  
liangbo.wl@alibaba-  
inc.com  
Alibaba Group  
Beijing, China

Bo Zheng  
bozheng@alibaba-inc.com  
Alibaba Group  
Beijing, China

## ABSTRACT

In modern advertising and recommender systems, multi-task learning (MTL) paradigm has been widely employed to jointly predict diverse user feedbacks (e.g., click and purchase). While, existing MTL approaches are either rigid to adapt to different scenarios, or only capture coarse-grained task relatedness, thus making it difficult to effectively transfer knowledge across tasks.

To address these issues, in this paper, we propose an **Adaptive Fine-grained Task Relatedness** modeling approach, **AdaFTR**, for joint CTR-CVR estimation. Our approach is developed based on a parameter-sharing MTL architecture, and introduces a novel *adaptive inter-task representation alignment* method based on contrastive learning. Given an instance, the inter-task representations of the same instance are considered as positive, while the representations of another random instance are considered as negative. Furthermore, we explicitly model fine-grained task relatedness as the *contrast strength* (i.e., the temperature coefficient in InfoNCE loss) at the instance level. For this purpose, we build a relatedness prediction network, so that it can predict the contrast strength for inter-task representations of an instance. In this way, we can adaptively set the temperature for contrastive learning in a fine-grained way (i.e., instance level), so as to better capture task relatedness. Both *offline evaluation* with public e-commerce datasets and *online test* in a real advertising system at Alibaba have demonstrated the effectiveness of our approach.

<sup>†</sup> Work done during internship at Alibaba Group.

<sup>✉</sup> Corresponding authors.

Permission to make digital or hard copies of all or part of this work for personal or classroom use is granted without fee provided that copies are not made or distributed for profit or commercial advantage and that copies bear this notice and the full citation on the first page. Copyrights for components of this work owned by others than ACM must be honored. Abstracting with credit is permitted. To copy otherwise, or republish, to post on servers or to redistribute to lists, requires prior specific permission and/or a fee. Request permissions from [permissions@acm.org](https://permissions.acm.org).

KDD'23, August 6–10, 2023, Long Beach, CA, USA.

© 2023 Association for Computing Machinery.

ACM ISBN 978-x-xxxx-xxxx-xx/YY/MM... \$15.00

<https://doi.org/10.1145/XXXXXXX.XXXXXX>

## CCS CONCEPTS

• **Information systems** → **Recommender systems; Online advertising.**

## KEYWORDS

Online advertising; Post-click conversion rate; Multi-Task Learning; Contrastive Learning

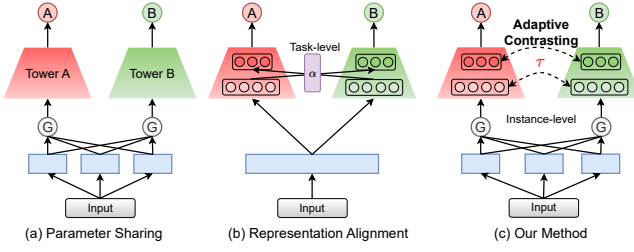
## ACM Reference Format:

Zihan Lin, Xuanhua Yang, Xiaoyu Peng, Wayne Xin Zhao, Shaoguo Liu, Liang Wang, Bo Zheng. 2023. Modeling Adaptive Fine-grained Task Relatedness for Joint CTR-CVR Estimation. In *Proceedings of the 29th ACM SIGKDD Conference on Knowledge Discovery and Data Mining (KDD '23)*, August 6–19, 2023, Long Beach, CA, USA. ACM, New York, NY, USA, 10 pages. <https://doi.org/10.1145/XXXXXXX.XXXXXX>

## 1 INTRODUCTION

Nowadays, recommender and advertising systems [42] have become increasingly important for discovering customer interest and providing personalized service in online platforms. Basically, these systems conduct prediction tasks with logged user feedbacks (e.g., click and purchase) for inferring and tracking user's preference. Among the prediction tasks, estimating click-through rate (CTR) and post-click conversion rate (CVR) [20, 36] have been widely studied in both research and industry communities. These two tasks are usually cast into supervised classification [2] or regression [5], requiring a capable predictive model for accurate estimation.

For the two kinds of behaviors (i.e., click and conversion) to be predicted, they are closely related to each other [20], and thus CTR and CVR can be jointly estimated by a unified model in a multi-task learning (MTL) paradigm [1]. Recently, several studies have been developed to capture the inter-task relations for improving each individual task [21, 31, 36]. Overall, existing work on joint CTR-CVR estimation can be divided into two major categories. In the first category (*parameter sharing*), the researchers seek to share model components across different tasks. As shown in Fig. 1 (a), they have mostly concentrated on designing or exploring the architecture for task-shared networks [19, 31] (e.g., layer sharing or expert sharing). Such architectures can directly transfer task knowledge via shared components, while they are less flexible to adapt to different



**Figure 1: The comparison of different MTL architectures. Our approach actually combines the first two kinds of architectures, and further improves the task-specific networks with adaptive contrastive learning.**

tasks or datasets. In the second category (*representation alignment*), the studies aim to capture the associations between task-specific networks in either layer- or parameter-level [40, 47]. As shown in Fig. 1 (b), it typically incorporates specific components for capturing across-task associations [36], which require additional maintenance costs in online service.

In essence, the key to the joint CTR-CVR estimation lies in the capturing *task relatedness* so as to effectively transfer knowledge across tasks. However, the task relation can be rather *complicated* (e.g., varying context, setting or distribution) in real application scenarios, and simply sharing layers or components (e.g., parameter sharing methods [19, 31]) is too rigid to adapt to different scenarios. Furthermore, inter-task relatedness can be reflected very *differently* for each individual instance, a coarse-grained relatedness model (e.g., representation alignment methods [36]) is difficult to fully capture diverse correlating patterns at the instance level. To summarize, existing approaches suffer from the two technical issues, which cannot effectively solve the multi-task prediction problem.

To address these issues, in this paper, we propose an **Adaptive Fine-grained Task Relatedness** modeling approach, **AdaFTR**, for joint CTR-CVR estimation. To effectively transfer knowledge across tasks, we develop this approach by combining both parameter sharing and representation alignment. Our backbone adopts a parameter-sharing MTL architecture, where it places shared layers (embedding and experts) at the bottom and task-specific layers at the top. The major contribution lies in the proposed *adaptive inter-task representation alignment* for capturing instance-level representation relatedness with contrastive learning. Compared with direct parameter sharing, contrastive learning can automatically learn the semantic alignment relation across different tasks according to the actual data distribution. In contrastive learning, it is important to select suitable positive and negative pairs for contrast. Given an instance, we treat the inter-task representations of the same instance as positive, while the representations of another random instance as negative. Unlike prior contrastive learning methods [17, 33], we propose to explicitly model fine-grained task relatedness as the *contrast strength* (i.e., the temperature coefficient in InfoNCE loss [22]) at the instance level. Specially, we build a representation relatedness prediction network, so that it can predict the contrast strength for inter-task representations of an instance. In this way, we can adaptively set the temperature for contrastive

learning in a fine-grained way (i.e., instance level), so as to better capture inter-task relatedness.

To verify the effectiveness of our approach, we conduct both *offline evaluation* with public e-commerce datasets and *online test* in a real financial advertising system at Alibaba. The major contributions of this paper can be summarized as follows:

- We present a hybrid architecture that combine both parameter sharing and representation alignment for solving joint CTR-CVR estimation, which can combine the merits of the two kinds of MTL methods.
- We propose an adaptive inter-task representation alignment method by explicitly modeling the inter-task representation relatedness at the instance level. It is model-agnostic in essence, and can be generalized to other MTL tasks.
- Both offline and online experiments demonstrate that our approach significantly outperforms a number of competitive baseline models, and it indicates that our approach can effectively transfer knowledge across tasks by better modeling task relatedness.

## 2 METHODOLOGY

This section presents the proposed approach AdaFTR for joint CTR-CVR estimation. The overall framework of AdaFTR is shown in Figure 2. Our method is developed in a multi-task learning (MTL) way, and introduces an adaptive inter-task contrastive learning method by modeling fine-grained task relatedness. In what follows, we first describe the task formulation and the backbone architecture (§ 2.1), then introduce the proposed contrastive learning mechanism (§ 2.2 – 2.3), and finally present the optimization strategy and complexity analysis (§ 2.4).

### 2.1 Task Formulation and Model Backbone

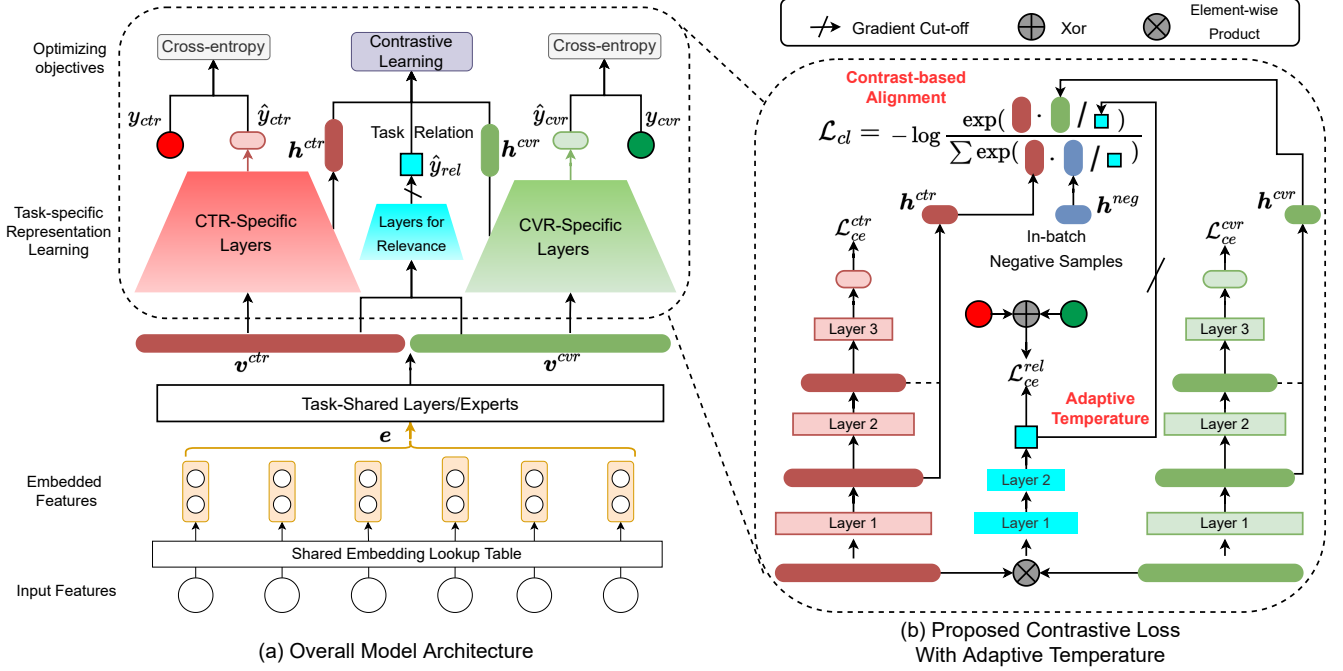
In this work, we study the task of joint CTR-CVR estimation. As shown in prior studies [20, 36], CTR and CVR estimation are highly related when conducted on the same population of user traffic, and thus a MTL solution can potentially benefit both CVR and CTR estimation. Note that, our approach AdaFTR is not limited to the two tasks, and can be generally extended to other MTL problems.

**Joint CTR-CVR estimation.** CTR estimation aims to predict whether a user would click on a certain advertisement (or item) or not, and CVR estimation aims to predict the probability of post-click conversion (e.g., view or purchase). To learn the prediction models, impression data will be logged by the application platform, represented as a feature vector (consisting of user features, item features, and other context features) along with a user feedback label (whether or not a user has performed actions such as clicking or purchasing). Formally, an impression record  $r$  (a.k.a., an instance) is denoted as  $r = \langle \mathbf{x}, y_{ctr}, y_{cvr} \rangle$ , where  $\mathbf{x}$ ,  $y_{ctr} \in \{0, 1\}$  and  $y_{cvr} \in \{0, 1\}$  denote the feature vector, click label (CTR) and post-click conversion label (CVR), respectively.

The joint CTR-CVR estimation, aiming at learning a unified model that can predict both click and conversion labels, is denoted as:

$$\hat{y}_{ctr}, \hat{y}_{cvr} = f(\mathbf{x}; \Theta). \quad (1)$$

where  $\Theta$  represents the parameters that need to be learned.



**Figure 2: Overall framework of our proposed adaptive fine-grained relatedness method. The blocks in red, green, and light blue reflect the networks for CTR, CVR, and the relatedness, respectively. The white block represents the shared architecture. The rounded rectangles are identified as the representation vectors for contrastive learning.**

**Base architecture.** Our backbone adopts a typical MTL architecture, where it places task-shared layers at the bottom and task-specific layers at the top. By introducing task-specific and shared layers, we can rewrite the general prediction formula in Equation (1) as:

$$\begin{aligned} \hat{y}_{ctr} &= f_{ctr}(g(\cdot)), \\ \hat{y}_{cvr} &= f_{cvr}(g(\cdot)), \end{aligned} \quad (2)$$

where  $f_{ctr}(\cdot)$ ,  $f_{cvr}(\cdot)$  and  $g(\cdot)$  represents the CTR-specific layers, CVR-specific layers and task-shared layers respectively. As shown in Figure 2, the embedding features (denoted as  $e_r \in \mathbb{R}^E$ ), which take the one-hot feature vector ( $x_r$ ) for embedding table lookup, are the input of task-shared layers. To implement task-shared layers, we adopt the mixture-of-experts (MoE) network [19, 31], where different tasks share the same set of expert networks  $\{g_i(\cdot)\}$ . Further, it employs learnable weights to derive the output of the task-shared layers as:

$$\begin{aligned} v^{ctr} &= \sum_{i=1}^k w^{(1)}(e_r)_i \cdot g_i(e_r), \\ v^{cvr} &= \sum_{i=1}^k w^{(2)}(e_r)_i \cdot g_i(e_r), \end{aligned} \quad (3)$$

where  $w^{(1)}(\cdot)$  and  $w^{(2)}(\cdot)$  are the learnable combination weights based on the input for the CTR and CVR prediction tasks, respectively. Furthermore,  $v^{ctr}$  and  $v^{cvr}$  will be subsequently fed into the task-specific layers  $f_{ctr}(\cdot)$ ,  $f_{cvr}(\cdot)$  for generating the final predictions (Equation (2)). Note that we do not use “hard sharing” [29]

that directly shares network layers, but instead share expert components with learnable weights. It endows our approach with more flexibility in capturing complex relatedness patterns across tasks.

**Model learning.** After obtaining the predictions by Equation 2, a straightforward optimization method [33] is to learn all the parameters with supervised binary cross-entropy loss:

$$\begin{aligned} \mathcal{L}_{ctr} &= -y_{ctr} \cdot \log(\hat{y}_{ctr}) - (1 - y_{ctr}) \cdot \log(\hat{y}_{ctr}), \\ \mathcal{L}_{cvr} &= -y_{cvr} \cdot \log(\hat{y}_{cvr}) - (1 - y_{cvr}) \cdot \log(\hat{y}_{cvr}). \end{aligned} \quad (4)$$

While, inter-task relatedness is usually very complex to capture, and it is difficult to directly optimize the above loss in Equation (4), either sub-optimal or costly [19, 31]. Thus, auxiliary loss [36] has been proposed for enhancing the modeling of task relatedness for knowledge transfer. However, as discussed in Section 1, existing approaches are either less flexible to adapt to different scenarios [19], or require more maintenance costs for additional components in online service [30]. Based on the base architecture, we next present our solution by further modeling task relatedness in an adaptive, fine-grained way.

## 2.2 Inter-Task Representation Alignment

In order to enhance the task relatedness, we further propose to capture the semantic alignment across tasks. As aforementioned, task-specific layers, *i.e.*,  $f_{ctr}(\cdot)$  and  $f_{cvr}(\cdot)$ , map shared data embeddings into task-specific representation space for prediction. Besides expert sharing, we further learn the alignment relation between task-specific representations for knowledge transfer across

tasks. Next, we introduce two representation alignment methods, namely regularization and contrast based alignment.

**Regularization-based alignment.** As the first solution, we can directly align the hidden representations for CTR and CVR prediction tasks through the regularization based method. Given a record  $r$ , let  $\mathbf{h}_r^{ctr}$  and  $\mathbf{h}_r^{cvr}$  denote the vectors that are generated by hidden layers in  $f_{ctr}(\cdot)$  and  $f_{cvr}(\cdot)$ , respectively, based on the feature vector for  $r$ . Then, we can set up a regularization loss to reduce the difference between  $\mathbf{h}_r^{ctr}$  and  $\mathbf{h}_r^{cvr}$ :

$$\mathcal{L}_{reg} = \ell(\mathbf{h}_r^{ctr}, \mathbf{h}_r^{cvr}), \quad (5)$$

where  $\ell(\cdot)$  can be set to various loss functions such as MSE or MAE. Note that we place the regularization constraints on  $\mathbf{h}_r^{ctr}$  and  $\mathbf{h}_r^{cvr}$  instead of  $\mathbf{v}_r^{ctr}$  and  $\mathbf{v}_r^{cvr}$  (Equation (3)), since  $\mathbf{v}_r^{ctr}$  and  $\mathbf{v}_r^{cvr}$  are already learned based on shared experts. Although regularization based alignment is widely used in existing multi-task learning work [13], it is usually difficult to balance the task loss and regularization loss: a large weight on regularization loss will reduce the task-specific representation capacity, while a small weight cannot effectively fuse inter-task representations. Such a loss balance becomes even more difficult when it involves a number of tasks.

**Contrast-based alignment.** To tackle the issue of regularization based alignment, we capture the task relatedness in representation space in a *inter-task contrastive learning* approach. Compared with regularization, contrastive learning is more *capable* and *flexible* in establishing the relatedness between different representation spaces [34], which can better capture the semantic relatedness by leveraging rich instance associations. Specifically, given an impression record  $r$ , we treat its hidden representations from different tasks as positive pairs (*i.e.*,  $\mathbf{h}_r^{ctr}$  and  $\mathbf{h}_r^{cvr}$ ), while the hidden representations from another record  $r'$  as negative samples. To implement such an alignment method, we adopt in-batch negatives for contrastive learning:

$$\mathcal{L}_{cl} = - \sum_{r \in \mathcal{R}} \log \frac{\exp(\mathbf{h}_r^{ctr} \cdot \mathbf{h}_r^{cvr} / \tau)}{\sum_{r' \in \mathcal{B}} \exp(\mathbf{h}_r^{ctr} \cdot \mathbf{h}_{r'}^{cvr} / \tau)}, \quad (6)$$

where  $\mathcal{B}$  represents a batch of impression data and  $\tau$  is the temperature parameter that controls the strength to contrast [34]. Note that here we take  $\mathbf{h}_{r'}^{cvr}$  but not  $\mathbf{h}_{r'}^{ctr}$  as the negative for  $\mathbf{h}_r^{ctr}$ , which is useful to enhance the fusion between inter-task representations. Following the classic BPR loss [26], we can also consider a simplified contrast variant where only one negative is involved:

$$\mathcal{L}_{scl} = - \log(\mathbf{h}_r^{ctr} \cdot \mathbf{h}_r^{cvr} - \mathbf{h}_r^{ctr} \cdot \mathbf{h}_{r'}^{cvr}). \quad (7)$$

In Equation (6), contrastive learning involves a temperature coefficient  $\tau$ , which is usually set as a fixed value. It has been found that the temperature coefficient has a large effect on the performance of contrasting learning [15, 43], and a fixed value can only lead to suboptimal performance. Considering this issue, we next seek a more principled approach for setting the temperature coefficient.

### 2.3 Learning Adaptive Temperature by Modeling Representation Relatedness

Instead of setting the temperature coefficient as a fixed hyperparameter, we aim to develop an adaptive approach that automatically learns it for each instance (*i.e.*, an impression record). Our

solution is inspired by the finding that a smaller temperature usually indicates a more strict constraint (two representations are enforced to be more similar), and vice versa [32, 43]. Following this finding, it is intuitive that the temperature should be set to a smaller value when the inter-task representations of an impression record are more related. In order to better measure the inter-task representation relatedness for an instance, we propose to construct a relatedness prediction network and then employ the estimated relatedness to adaptively set the temperature coefficient.

**Representation relatedness prediction.** Specifically, we additionally introduce an auxiliary network to learn the representation relatedness between the CTR and CVR tasks (illustrated by light blue blocks in Figure 2). The relatedness prediction network takes the outputs of task-shared layers as inputs:

$$\mathbf{v}^{rel} = \mathbf{v}^{ctr} \otimes \mathbf{v}^{cvr}, \quad (8)$$

where  $\otimes$  represents element-wise product. Here, we use the representations  $\mathbf{v}^{ctr}$  and  $\mathbf{v}^{cvr}$  (Equation (3)) learned based on shared expert networks. Intuitively, when two tasks are highly related, the derived mixture weights ( $w^{(1)}(\cdot)$  and  $w^{(2)}(\cdot)$  in Equation (3)) should be also similar, thus leading to similar  $\mathbf{v}^{ctr}$  and  $\mathbf{v}^{cvr}$ . Then, the representation for feature interaction denoted as  $\mathbf{v}^{rel}$  will be subsequently transformed by MLP layers and a sigmoid function to generate the predicted relatedness  $\hat{y}_{rel}$ :

$$\hat{y}_{rel} = \sigma(\text{MLP}(\mathbf{v}^{rel})). \quad (9)$$

To train the relatedness prediction network, we employ the task labels of CTR and CVR estimation (*i.e.*,  $y_{ctr}$  and  $y_{cvr}$ ) to derive the supervision signal as:

$$y_{rel} = \mathbb{I}[y_{ctr} = y_{cvr}], \quad (10)$$

where  $y_{rel}$  is set to 1 when  $y_{ctr} = y_{cvr}$  and 0 otherwise. Intuitively, when the same impression record corresponds to the same label for both CTR and CVR tasks, their representations should be highly related. To optimize the relatedness prediction network, we can also optimize the following binary cross-entropy loss as:

$$\mathcal{L}_{rel} = -y_{rel} \cdot \log(\hat{y}_{rel}) - (1 - y_{rel}) \cdot \log(1 - \hat{y}_{rel}). \quad (11)$$

**Setting the temperature.** After obtaining the predicted relatedness, we employ it to set the temperature parameter  $\tau$  to control the strength in contrastive learning. Here we consider using linear interpolation to control the temperature in an appropriate range:

$$\tau_r = (\tau^U - \tau^L) \times (1 - \hat{y}_{rel}) + \tau^L, \quad (12)$$

where  $\tau^U$  and  $\tau^L$  are the largest and smallest value in a pre-set range for the temperature, respectively. In our experiments, we empirically find that  $\tau^U$  can be set as 1 and  $\tau^L$  can be adjusted near to zero (*e.g.*, 0.05). With the learned temperature, we update the inter-task contrastive learning as the follow equation:

$$\mathcal{L}_{cl} = - \sum_{r \in \mathcal{R}} \log \frac{\exp(\mathbf{h}_r^{ctr} \cdot \mathbf{h}_r^{cvr} / \tau_r)}{\sum_{r' \in \mathcal{B}} \exp(\mathbf{h}_r^{ctr} \cdot \mathbf{h}_{r'}^{cvr} / \tau_r)}, \quad (13)$$

where  $\tau_r$  is generated by Equation (12) for the impression record  $r$ . As we can see from Equation (13), it can adaptively tune the temperature according to the representation relatedness between tasks for different instances, thus leading to an improved capacity for representation alignment.

## 2.4 Overall Optimization and Complexity

In this part, we first discuss the model optimization and then analyze the model complexity.

**2.4.1 Optimization.** To learn the whole framework, we consider a joint optimization objective that combines the aforementioned losses:

$$\mathcal{L} = \mathcal{L}_{ctr} + \mathcal{L}_{cvr} + \alpha \cdot \mathcal{L}_{rel} + \beta \cdot \mathcal{L}_{cl} + \lambda \|\Theta\|_2, \quad (14)$$

where  $\mathcal{L}_{ctr}$  and  $\mathcal{L}_{cvr}$  are the cross entropy loss defined in Equation (4),  $\mathcal{L}_{rel}$  is the cross entropy loss for learning the adaptive temperature defined in Equation (11),  $\mathcal{L}_{cl}$  is the contrastive loss with the adaptive temperature defined in Equation (13),  $L_2$  regularization is enforced for all the model parameters  $\Theta$  to alleviate overfitting, and  $\alpha$ ,  $\beta$  and  $\lambda$  are the combination weights for different losses. Note that we do not include the losses of  $L_{reg}$  (Equation (5)) and  $L_{scl}$  (Equation (7)) in the final objective, since they can be replaced with the more effective contrastive loss (*i.e.*,  $\mathcal{L}_{cl}$ ), respectively. We will empirically discuss the effect of various optimization loss terms in Section 2.4.2. During training, the gradients generated by the contrastive loss are only used to update the parameters for each task and the relatedness prediction network is optimized by  $\mathcal{L}_{cl}$ . The complete optimization process is shown in Algorithm 1 where all the parameters are trained end-to-end.

**2.4.2 Discussion on Complexity.** To compare our approach and other representative methods, we list the time complexity for training/inference and the parameter number in Table 1. For online serving, the efficiency of training and inference is an important

---

### Algorithm 1: Training Algorithm for AdaFTR

---

**Input:** Training dataset  $\mathcal{D}$ , range of temperature  $\tau^U$  and  $\tau^L$ , learning rate  $\gamma$ , initial parameters for each task  $\Theta$ , initial parameters for task relatedness  $\Omega$ .

```

1 while Not converged do
2   Sample a batch of samples from  $\mathcal{D}$ ;
3   Get Model predictions:
4   Get  $\hat{y}_{ctr}$  and  $\hat{y}_{cvr}$  based on Eq. (2);
5   Get  $\hat{y}_{rel}$  based on Eq. (9);
6   Select hidden vectors  $\mathbf{h}^{ctr}$  and  $\mathbf{h}^{cvr}$  from outputs of
   task-specific layers;
7   Relatedness parameter  $\Omega$  optimization:
8   Construct  $y_{rel}$  based on Eq. (10);
9   Calculate  $\mathcal{L}_{rel}$  based on Eq. (11);
10   $\Omega \leftarrow \Omega - \gamma \nabla_{\Omega} \mathcal{L}_{rel}$ ;
11  Base parameter  $\Theta$  optimization:
12  Calculate  $\mathcal{L}_{ctr}$  and  $\mathcal{L}_{cvr}$  based on Eq. (4);
13  Calibrate the adaptive temperature  $\tau_r$  based on Eq. (12);
14  Sample negative instances  $\mathbf{h}_r^{cvr}$  from  $\mathbf{h}^{cvr}$ ;
15  Calculate  $\mathcal{L}_{cl}$  based on Eq. (13);
16   $\mathcal{L}_{model} \leftarrow \text{weightSum}(\mathcal{L}_{ctr}, \mathcal{L}_{cvr}, \mathcal{L}_{cl}, \|\Theta\|_2)$ ;
17   $\Theta \leftarrow \Theta - \gamma \nabla_{\Theta} \mathcal{L}_{model}$ ;
18 end

```

---

**Table 1: The comparison on complexity between our proposed method and several representative MTL models. Here,  $B$  is the training batch size and  $d$  is the dimension of hidden layers. For simplicity, we omit other factors or ignorable costs. And we only consider the computation complexity of loss for training.**

Method	MMoE	Cross-Stitch	AutoHERI	AdaFTR (Our)
Cat.	Expert Sharing	Representation Alignment		Hybrid
Train	$O(2B)$	$O(2B)$	$O(2B + L^2)$	$O(2B + B^2d)$
Deploy	$O(2Ld)$	$O(2Ld)$	$O(2Ld)$	$O(Ld)$
#para.	$O(2Ld)$	$O(2Ld + 4L)$	$O(2Ld + L^2)$	$O(2Ld)$

factor to consider. Overall, our proposed approach follows a typical MTL paradigm, thus having a similar time cost of training and inference with common methods [19, 38]. In our approach, we incorporate an additional auxiliary network to predict the representation relatedness, while it is only used during the training stage, which does not incur more inference cost. In terms of training cost, most of the additional computation comes from the proposed inter-task contrastive learning; in terms of inference cost, our method can achieve a higher efficiency for online services. Compared to other expert-sharing methods [19, 31] or network fusion models [36], our framework is more lightweight, where the task-specific networks can be used independently for inference. Furthermore, the additional parameters are introduced by the relatedness prediction network, mainly consisting of MLP layers. As the additional network can be discarded after training, AdaFTR has comparable space cost with previous MTL models.

## 3 EXPERIMENTS

To evaluate the effectiveness of the proposed AdaFTR, we conduct extensive experiments on both public dataset and industrial dataset. In-depth analysis is presented to give further understanding. Then, we further deploy it on real advertising system to conduct A/B test.

### 3.1 Experimental Setups

**3.1.1 Datasets.** We conduct the offline experiments on two industrial datasets. The first one is **Ali-CCP** [20] which is a public dataset with 23 categorical features. We follow the original training/test splitting. The second dataset, **Ecomm-Ads**, is collected from a large-scale adverting system for online shopping. We collect the users' feedbacks for 8 days and the model is trained on the data of first seven days and tested on the data of last day. The dataset contains over one hundred categorical features and three behaviors (*e.g.*, click, view and conversion). The statistics of two experimental datasets are listed in Table 2.

**3.1.2 Evaluation Metrics.** We adopt two widely used metrics, Area Under ROC Curve (**AUC**) and group AUC (**GAUC**) [11], for all the offline experiments. AUC indicates the probability of ranking positive samples higher than negative samples. GAUC is the extended metric of AUC for recommendation or advertising where

**Table 2: Statistics of two experimental datasets**

Dataset	#impression	#click	#view	#conversion
Ali-CCP	85 M	3.3 M	-	18 K
Ecomm-Ads	0.7 B	20 M	8.7 M	1.1 M

the samples are grouped based on user and the final score is the weighted average of the AUC scores on each user. It is defined as:

$$\text{GAUC} = \frac{\sum_u w_u * \text{AUC}_u}{\sum w_u}, \quad (15)$$

where  $\text{AUC}_u$  is the AUC score over the samples of user  $u$  and  $w_u$  is the weight for user  $u$ . We set all the weights to 1 in our experiments<sup>1</sup>.

**3.1.3 Compared Methods.** We compare the proposed AdaFTR with several state-of-the-art multi-task learning methods:

- **Single-DNN** [4] trains independent MLP networks for different tasks.
- **Shared-Bottom** [1] makes the embedding table and bottom MLP layers totally shared for both tasks and the upper layers are separately trained with each label.
- **Cross-stitch** [21] introduces learnable weights between different networks to fuse the knowledge of each task.
- **MMoE** [19] utilizes several shared experts as the bottom layers and learns an attention gate for each task to control the activation on all model parameters.
- **PLE** [31] additionally divides the experts into both shared ones and independent ones to better retain the individuality of tasks.
- **AutoHERI** [36] introduces automated hierarchical representation integration between the individual networks and iteratively learns the connection weights on each layer.

**3.1.4 Experimental Details.** To ensure fair comparison, we fix the feature embedding size to 8 and  $\lambda$  to 1 for all the methods. The network for each task is a three-layered MLP and we set the hidden sizes as [128, 64, 32] on Ecomm-Ads dataset and [64, 32, 16] on Ali-CCP dataset due to their different data scales. The number of experts is set to three for all the expert-sharing methods and the first MLP layer is shared for other models. We use Adam optimizer with the batch size of 1024 and set the learning rate to 0.0005 consistently. Other hyper-parameters of baselines are carefully searched and tuned to the best value. The hyper-parameter  $\alpha$  and  $\beta$  are set to 1 and 0.01 based on grid search. The lower bound of  $\tau$  is set to 0.05. The best value of hyper-parameters is consistent on both datasets according to our experiments. And we select the output of first task-specific layer as  $\mathbf{h}_r$  in Equation (13) to contrast. All the models are trained for three times repeatedly and the average results over three runs are reported. The Ecomm-Ads dataset and source code will be public after the paper is accepted. For the convenience of reproducibility, we list all the hyper-parameters of our method in Table 3.

<sup>1</sup>Due to limited space, GAUC is only reported on Ecomm-Ads dataset as it performs much similar as AUC on Ali-CCP dataset.

**Table 3: The setting of hyper-parameters in our experiments on both datasets and corresponding explanation for reproducibility.**

Hyper-parameters	Explanation
$\tau^U = 1$	The upper bound of learned $\tau$ .
$\tau^L = 0.05$	The lower bound of learned $\tau$ .
$\alpha = 1$	The coefficients for $\mathcal{L}_{rel}$ .
$\beta = 0.01$	The coefficients for $\mathcal{L}_{cl}$ .
$\lambda = 1$	The coefficients for L2 Norm.
$B = 1024$	The batch size for training.
$\gamma = 0.0005$	The learning rate for training.
$L = 3$	The layers of task-specific network.
$E = 8$	The dimension of feature embedding.
$d = 128$	The dimension of hidden layers.

## 3.2 Overall Performance

The performance comparison of the proposed AdaFTR and other baseline methods on two datasets is shown in Table 4. We find several insightful observations:

(1) Compared to Single-DNN method which trains independent networks for each task, the other multi-task learning methods gain some improvements on CVR task. While the performance of CTR task decreases slightly on both datasets. This situation is mainly due to the imbalance between positive and negative label [20] in real-world advertising scenarios. The positive labels for CVR task are extremely sparse compared to CTR task (*e.g.*, 183:1 on Ali-CCP dataset and 18:1 on Ecomm-Ads dataset) which makes the learning of CTR more stable and hard to be improved. Therefore, the networks for CTR task can be learned adequately and the introduction of CVR task is meaningless. Generally speaking, the task with sparser label (*e.g.*, CVR) can obtain more benefits from the additional knowledge that introduced by other tasks. In this way, the effectiveness of multi-task learning is validated as CVR is usually the more important objective in most of industrial scenarios [36].

(2) Among the multi-task learning baselines, we find that MMoE performs best on Ecomm-Ads dataset which shows the effectiveness of expert-sharing and gating mechanism in controlling the feature integration for multiple tasks. However, Shared-Bottom and Cross-stitch perform better on Ali-CCP dataset. A possible reason is that those expert-sharing methods have complex parameters to learn for the attention gates, which can not be well optimized with limited data. Especially in PLE, the experts and gates for only CVR task can not be well-trained as the distribution of label is skew and supervised signals for CVR task are deficient.

(3) Finally, as for AdaFTR, we can observe comparable results on CTR task and significant improvements on CVR task compared to baseline methods (increasing over 0.1 is significant for advertising). The superiority of AdaFTR is consistent over two datasets. The advantage is mainly brought by the inter-task contrastive learning paradigm, which explicitly captures the potential shared knowledge across tasks to help the representation learning for the task

**Table 4: Experimental results on Ali-CCP and Ecomm-Ads datasets where the best one is bolded and the runner-up is underlined. Symbol \* indicates that the improvement is statistically significant where the  $p$ -value is smaller than 0.05. For the CVR task, the improvement over 0.1 on AUC is considered to be practically valuable [20] and AdaFTR performs comparably on the CTR task.**

Dataset	Ali-CCP		Ecomm-Ads			
Task Metric	Click AUC	Conversion AUC	AUC	Click GAUC	Conversion AUC	Conversion GAUC
Single-DNN	<b>61.977</b>	59.525	<b>83.673</b>	<b>78.286</b>	86.929	82.339
Shared-Bottom	<u>61.975 (-0.002)</u>	61.643 (+2.118)	83.622 (-0.051)	78.219 (-0.067)	87.354 (+0.425)	<u>83.027 (+0.688)</u>
Cross-Stitch	61.936 (-0.039)	61.782 (+2.257)	83.641 (-0.032)	78.235 (-0.051)	87.376 (+0.447)	83.008 (+0.669)
MMoE	61.843 (-0.132)	60.111 (+0.586)	83.642 (-0.031)	78.256 (-0.030)	<u>87.393 (+0.464)</u>	83.006 (+0.667)
PLE	61.889 (-0.086)	60.499 (+0.974)	83.660 (-0.013)	78.265 (-0.021)	87.188 (+0.259)	82.798 (+0.459)
AutoHERI	61.968 (-0.007)	60.387 (+0.862)	83.657 (-0.016)	<u>78.277 (-0.009)</u>	87.335 (+0.406)	82.971 (+0.632)
AdaFTR	61.886 (-0.089)	<b>61.928 (+2.403)*</b>	<u>83.667 (-0.006)</u>	<b>78.286 (+0.000)</b>	<b>87.569 (+0.640)*</b>	<b>83.285 (+0.946)*</b>

**Table 5: Performance comparison of different variants. Each component is indispensable in AdaFTR.**

Model	Click		Conversion	
	AUC	GAUC	AUC	GAUC
MMoE	83.642	78.256	87.393	83.008
AdaFTR	83.667	<b>78.286</b>	<b>87.569</b>	<b>83.285</b>
w/o adaptive $\tau$	83.659	78.266	87.493	83.283
w/o learnable $\tau$	83.637	78.221	87.381	83.083
w/o negative	83.628	78.175	87.344	82.987
w/o contrastive	<b>83.670</b>	78.249	87.326	83.034

of CVR. Furthermore, the adaptive temperature parameters make the contrastive representation integration at instance-level, which can better capture task relatedness compared with naive network connection. In addition, our method gains more improvement on sparser dataset (e.g., Ali-CCP) which shows the great potential of contrastive learning in multi-task scenarios.

### 3.3 Further Study

To give in-depth understanding of the proposed AdaFTR, we conduct a series of detailed experiments to analyse the effectiveness. We only report the results on Ecomm-Ads dataset as it is large-scale and industrial.

**3.3.1 Ablation Study.** There are several components in the proposed AdaFTR. To study the effectiveness of each parts, we compare our method with four variants:

- *w/o adaptive  $\tau$*  removes adaptive temperature parameter and utilize one learnable parameter as the  $\tau$  in Equation (13) for all the instances.
- *w/o learnable  $\tau$*  removes learnable temperature parameter and set  $\tau$  in Equation (13) to 0.05 based on statistical relevance.
- *w/o negative* removes the negative samples in contrastive learning and replace the contrastive loss to  $\mathcal{L}_{scl}$  in Equation (7).
- *w/o contrastive* removes the contrastive learning completely and aligns the representations with Equation (5).

Their results are reported in Table 5. Through the comparison, we can find that learning adaptive temperature is a useful strategy for inter-task contrastive learning, which captures the relatedness of tasks on each instance to make fine-grained representation integration. Meanwhile, it can be observed that learned temperature has better performance than manually selected parameter. It reveals the great potential of automatic architecture search in the field of recommendation and advertising. Besides, it has shown that simply optimizing the distance between task representations without negative samples yields a large performance drop, which further validates the effectiveness of contrastive learning paradigm.

**3.3.2 Using Different Hidden Vector  $\mathbf{h}$  for Contrasting.** In the proposed method, the task representations are generated by the individual MLP networks. To study how AdaFTR performs when contrastive learning is conducted on different choices of task representations, we select the output of the first, second and third MLP layer in the task-specific network as  $\mathbf{h}$  in Equation (13) to conduct the proposed adaptive contrastive learning. The results are shown in Figure 3, which show that the performance on CVR task drops gradually when we select the outputs of higher layer to contrast. Similarly, the performance on CTR task is damaged severely when we contrast the outputs of the third layer. It is suggested that we should preserve some task-independent parameters to capture the specification of different tasks and achieve knowledge integration between the bottom layers for more benefits.

**3.3.3 Applying AdaFTR with Different Backbones.** As our method is structure-agnostic, we further apply it with different backbones to test the robustness of our method. Three classic MTL structures are selected which have shown their effectiveness in multiple behaviors modeling. The results are reported in Table 6. As we can observe, the proposed method can outperform the base model consistently on CVR task which further indicates the feasibility and applicability of our framework. Moreover, compared to MMoE, the relative improvement on PLE is more significant on CVR task. The possible reason is that PLE has less shared parameters which can not be well optimized without the proposed contrastive objective. Besides, after AdaFTR is applied, the performance on both tasks



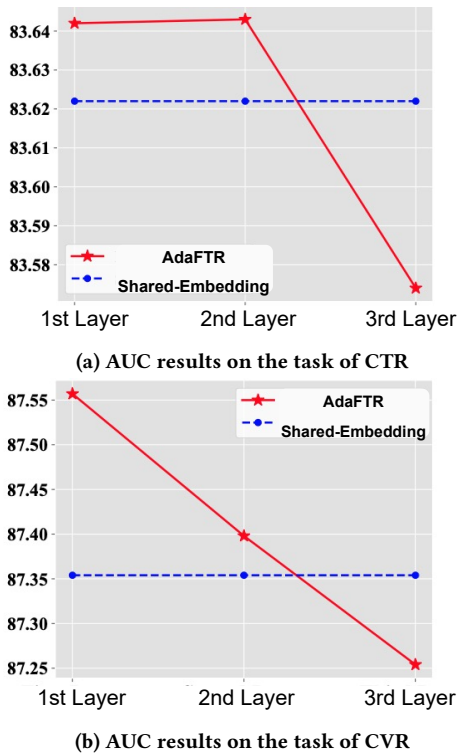


Figure 3: Performance comparison w.r.t selecting hidden vectors from different layers to contrast. The results on both tasks are illustrated at left and right, respectively.

Table 6: Performance comparison w.r.t. different backbones

Model	Click		Conversion	
	AUC	GAUC	AUC	GAUC
Shared-Bottom [1]	83.622	78.219	87.354	83.027
<b>+AdaFTR</b>	<b>83.642</b>	<b>78.229</b>	<b>87.557</b>	<b>83.265</b>
MMoE [19]	83.642	78.256	87.393	83.006
<b>+AdaFTR</b>	<b>83.667</b>	<b>78.286</b>	<b>87.569</b>	<b>83.285</b>
PLE [31]	<b>83.660</b>	<b>78.265</b>	87.188	82.798
<b>+AdaFTR</b>	83.652	78.255	<b>87.515</b>	<b>83.329</b>

are comparable with either parameter-sharing or expert-sharing backbones. In this way, we can save the resource cost on designing and training complex gating mechanism.

**3.3.4 Performance on More Tasks.** To verify the consistency of improvement on more than two tasks, we jointly consider three tasks of *Click*, *View* and *Conversion* on Ecomm-Ads dataset where we regard the purchase of product as *Conversion* and the browse of detail page as *View*. Based on our experience and experimental results, the contrastive learning objectives are only conducted between Click and other tasks. The experimental results on three tasks are shown in Figure 4. In the figure, we can find that the performance of AdaFTR is consistently better than other baselines on all the

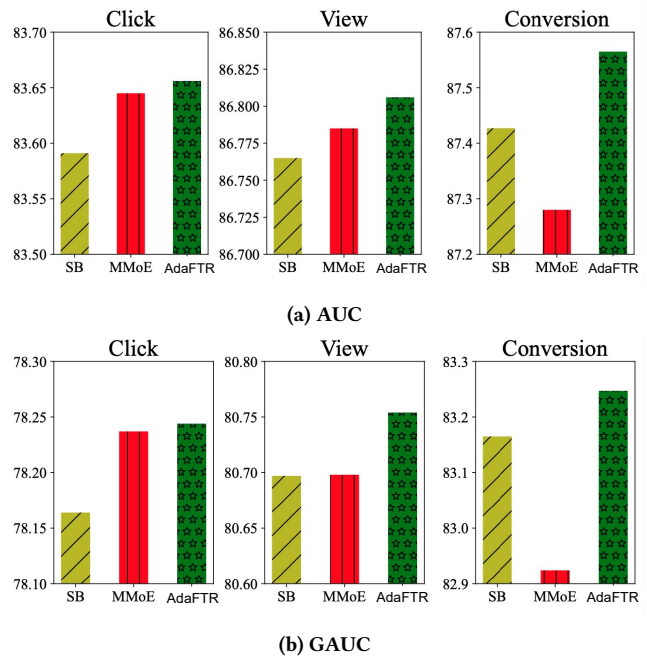


Figure 4: Performance comparison of AdaFTR, Shared-Bottom (SB for short) and MMoE on three tasks (e.g., estimation on Click, View and Conversion). The results of AUC and GAUC are plotted at upper and lower, respectively.

Table 7: Relative improvements in online A/B test. The lower the CPC, the better the performance.

Method	CTR $\uparrow$	CVR $\uparrow$	CPC $\downarrow$
<b>AdaFTR</b>	<b>+2.37%</b>	<b>+4.82%</b>	<b>-5.78%</b>

tasks. Compared to the task of Conversion, the task of View has more instances with positive label (*i.e.*, 1), which may bring more useful knowledge for assisting the learning of CTR Prediction. The overall performance on three tasks are much better compared with modeling only CTR and CVR tasks which shows the potential of introducing more tasks for modeling. Therefore, we can conclude that AdaFTR can consistently improve the performance when more user behaviors could be collected and used for modeling.

### 3.4 Online Deployment and A/B Test

To evaluate the performance of AdaFTR, we deploy it in a large-scale financial advertising system at Alibaba with millions of user. Our algorithm aims to maximize the click probability when the poster is presented to users and the probability of purchase from both our advertisement and other links. When the advertising requests come, the users portrait, candidate poster and other context feature would be sent to the model. And the predicted CTR and CVR will be utilized to guide the target price of the impression in the following function [12]:

$$p_b = w \times \hat{y}_{ctr} \times \hat{y}_{cvr} \times p_c \quad (16)$$



where  $p_b$ ,  $p_c$  and  $w$  indicate the final price for advertising bidding, the statistical expected price and the weight for real-time calibration, respectively. And  $\hat{y}_{ctr}$ ,  $\hat{y}_{cvr}$  are the output of task-specific network in Equation 2. If our method can estimate CTR and CVR better, more cost will be paid for those high-value users. And the overall commercial profit can be improved.

The A/B test is conducted for 7 days with 40% random traffic. We inherit the parameters in task-specific network from a well-trained DNN model and the network for task relatedness is optimized from scratch with the proposed AdaFTR method. And the overall model is updated daily. Table 7 reports the relative improvements on CTR, CVR and cost-per-conversion (CPC) compared to the current online model. With insignificant cost on inference time, the superiority of AdaFTR is consistent over all metrics, validating the effectiveness for industrial deployment. Moreover, the improvement on CVR is more significant which discloses the ability of AdaFTR in promoting the performance of difficult task.

## 4 RELATED WORK

In this section, we briefly review related work in three aspects: CTR/CVR estimation, multi-task learning and contrastive learning.

### 4.1 CTR/CVR Estimation

In online recommender system and advertising systems, click-through rate (CTR) and post-click conversion rate (CVR) are core indicators of service [35]. From the traditional linear regression [27] to latest neural-based models [44], plenty of architectures were designed to either make in-depth feature interactions [7, 14] or incorporate representative data patterns [25, 45]. Most prior studies leverage complex networks to improve the performance on a single task. For example, FiGNN [14] introduces graph neural networks to model feature interaction between different fields. Furthermore, AutoFIS [18] introduce learnable selection gates to make the feature interaction automatic and reduce redundant computation.

Despite their effectiveness, those models may be sub-optimal since they omit the potential knowledge from other tasks. For instance, it has been proved that optimizing the both CTR and CVR estimation jointly can boost overall performance [36]. Following this direction, hierarchical micro and macro behaviors are introduced to address the sample selection bias and data sparsity issues in CVR modeling [37]. And delicate parameter-sharing structures are designed in either expert level [47] or neuron level [40] to exchange the information between CTR and CVR estimation network.

### 4.2 Multi-Task Learning

For several related tasks, multi-task learning aims to jointly train a unified model with shared parameters or knowledge [3]. It has attracted more and more attention in the field of recommendation and advertising systems [23, 36, 41]. Some of these researches build the relations among tasks with business expertise [20], knowledge distillation [41] or automatic architecture search [36]. In another line of research, well-designed architectures were designed to conduct knowledge sharing further [9, 19, 31]. For example, MMoE [19] originally took multiple expert networks with learnable gates as the shared architecture. And PLE [31] further separated the gates into

shared and specific ones. For modeling multi-step conversion process of audiences, AITM [39] is proposed with adaptive information transfer module to learn.

Different from these works, in our method, contrastive learning is conducted to model the inter-task relatedness. Instead of designing complex architectures, we just employ simple contrastive objectives to transfer the common knowledge and further update the learning with adaptive temperature. In addition, our paradigm is model-agnostic which can be combined with most of existing MTL architectures.

### 4.3 Contrastive Learning

In light of the success of contrastive learning [10], researchers have devoted themselves to exploring its enormous potential in natural language processing [6], graph mining [46] and recommendation [17]. In most of the prior works, contrastive objective serve as auxiliary loss to convert traditional supervised learning into self-supervised multi-task learning [16, 17]. Apart from the large-scale applications of contrastive learning, there are also several insightful works that analyse the underlying principles [28, 32]. Among them, an impressive summary is that alignment and uniformity are two vital characteristics that captured by contrastive learning [34].

To improve the task of CTR prediction, several insightful researches try to combine contrastive loss into the model training where feature embeddings are enhanced for sequential-based CTR tasks [8], cold-start scenarios [24] and general CTR prediction framework [33]. In this work, instead of feature representations, we try to apply contrastive learning to achieve indirect knowledge exchange on the task representations for joint CTR-CVR estimation and further upgrade it with instance-specific temperature for fine-grained relatedness [43].

## 5 CONCLUSION

This paper proposed an **Adaptive Fine-grained Task Relatedness** modeling approach, **AdaFTR**, for joint CTR-CVR estimation. Inspired by the MTL techniques, we design a hybrid architecture that combine both parameter sharing and representation alignment. Our backbone was developed based on the expert-sharing MTL architecture, and introduced a novel adaptive inter-task representation alignment method based on contrastive learning. We construct effective contrasting with inter-task representations of a target instance and the representations of a random instance. The major novelty lies in the adaptive temperature in the InfoNCE loss of contrastive learning. To automatically set the temperature, we constructed a relatedness prediction network, so that it can predict the contrast strength for contrastive pairs. In this way, our approach can better align the representation space of related tasks by using adaptive contrast strength. Both *offline evaluation* with public e-commerce datasets and *online test* in a real advertising system at Alibaba have demonstrated the effectiveness of our approach.

In this work, we examine the MTL setting with two classic prediction tasks, *i.e.*, CTR and CVR estimation. As future work, we will examine the feasibility of our approach in other tasks, since the proposed approach is essentially task- and model-agnostic. We will also explore the use of the adaptive contrast strength in general contrastive learning tasks.

## REFERENCES

- [1] Rich Caruana. 1997. Multitask learning. *Machine learning* 28, 1 (1997), 41–75.
- [2] Junxuan Chen, Baigui Sun, Hao Li, Hongtao Lu, and Xian-Sheng Hua. 2016. Deep ctr prediction in display advertising. In *Proceedings of the 24th ACM international conference on Multimedia*. 811–820.
- [3] Ronan Collobert and Jason Weston. 2008. A unified architecture for natural language processing: Deep neural networks with multitask learning. In *Proceedings of the 25th international conference on Machine learning*. 160–167.
- [4] Covington and Emre. 2016. Deep neural networks for youtube recommendations. In *Proceedings of the 10th ACM conference on recommender systems*. 191–198.
- [5] Muhammad Junaid Effendi and Syed Abbas Ali. 2017. Click through rate prediction for contextual advertisement using linear regression. *arXiv preprint arXiv:1701.08744* (2017).
- [6] Tianyu Gao, Xingcheng Yao, and Danqi Chen. 2021. Simcse: Simple contrastive learning of sentence embeddings. *arXiv preprint arXiv:2104.08821* (2021).
- [7] Huifeng Guo, Ruiming Tang, Yunming Ye, Zhenguo Li, and Xiuqiang He. 2017. DeepFM: a factorization-machine based neural network for CTR prediction. *arXiv preprint arXiv:1703.04247* (2017).
- [8] Wei Guo, Can Zhang, Zhicheng He, Jiarui Qin, Huifeng Guo, Bo Chen, Ruiming Tang, Xiuqiang He, and Rui Zhang. 2022. Miss: Multi-interest self-supervised learning framework for click-through rate prediction. In *2022 IEEE 38th International Conference on Data Engineering (ICDE)*. IEEE, 727–740.
- [9] Hussein Hazimeh, Zhe Zhao, Aakanksha Chowdhery, Maheswaran Sathiamoorthy, Yihua Chen, Rahul Mazumder, Lichan Hong, and Ed Chi. 2021. Dselect-k: Differentiable selection in the mixture of experts with applications to multi-task learning. *NIPS* 34 (2021), 29335–29347.
- [10] Kaiming He, Haoqi Fan, Yuxin Wu, Saining Xie, and Ross Girshick. 2020. Momentum contrast for unsupervised visual representation learning. In *Proceedings of the IEEE/CVF conference on computer vision and pattern recognition*. 9729–9738.
- [11] Ruining He and Julian McAuley. 2016. Ups and downs: Modeling the visual evolution of fashion trends with one-class collaborative filtering. In *proceedings of the 25th international conference on world wide web*. 507–517.
- [12] Yue He, Xiujun Chen, Di Wu, Junwei Pan, Qing Tan, Chuan Yu, Jian Xu, and Xiaoqiang Zhu. 2021. A Unified Solution to Constrained Bidding in Online Display Advertising. In *Proceedings of the 27th ACM SIGKDD Conference on Knowledge Discovery & Data Mining*. 2993–3001.
- [13] Giwoong Lee, Eunho Yang, and Sung Hwang. 2016. Asymmetric multi-task learning based on task relatedness and loss. In *International conference on machine learning*. PMLR, 230–238.
- [14] Zekun Li, Zeyu Cui, Shu Wu, Xiaoyu Zhang, and Liang Wang. 2019. Fi-gnn: Modeling feature interactions via graph neural networks for ctr prediction. In *Proceedings of the 28th ACM International Conference on Information and Knowledge Management*. 539–548.
- [15] Zheng Li, Xiang Li, Lingfeng Yang, Borui Zhao, Renjie Song, Lei Luo, Jun Li, and Jian Yang. 2022. Curriculum Temperature for Knowledge Distillation. *arXiv preprint arXiv:2211.16231* (2022).
- [16] Lilang Lin, Sijie Song, Wenhan Yang, and Jiaying Liu. 2020. Ms2l: Multi-task self-supervised learning for skeleton based action recognition. In *Proceedings of the 28th ACM International Conference on Multimedia*. 2490–2498.
- [17] Zihan Lin, Changxin Tian, Yupeng Hou, and Wayne Xin Zhao. 2022. Improving Graph Collaborative Filtering with Neighborhood-enriched Contrastive Learning. In *Proceedings of the ACM Web Conference 2022*. 2320–2329.
- [18] Bin Liu, Chenxu Zhu, Guilin Li, Weinan Zhang, Jincai Lai, Ruiming Tang, Xiuqiang He, Zhenguo Li, and Yong Yu. 2020. Autofis: Automatic feature interaction selection in factorization models for click-through rate prediction. In *Proceedings of the 26th ACM SIGKDD*. 2636–2645.
- [19] Jiaqi Ma, Zhe Zhao, Xinyang Yi, Jilin Chen, Lichan Hong, and Ed H Chi. 2018. Modeling task relationships in multi-task learning with multi-gate mixture-of-experts. In *Proceedings of the 24th ACM SIGKDD international conference on knowledge discovery & data mining*. 1930–1939.
- [20] Xiao Ma, Liqin Zhao, Guan Huang, Zhi Wang, Zelin Hu, Xiaoqiang Zhu, and Kun Gai. 2018. Entire space multi-task model: An effective approach for estimating post-click conversion rate. In *The 41st International ACM SIGIR Conference on Research & Development in Information Retrieval*. 1137–1140.
- [21] Ishan Misra, Abhinav Shrivastava, Abhinav Gupta, and Martial Hebert. 2016. Cross-stitch networks for multi-task learning. In *Proceedings of the IEEE conference on computer vision and pattern recognition*. 3994–4003.
- [22] Aaron van den Oord, Yazhe Li, and Oriol Vinyals. 2018. Representation learning with contrastive predictive coding. *arXiv preprint arXiv:1807.03748* (2018).
- [23] Junwei Pan, Yizhi Mao, Alfonso Lobos Ruiz, Yu Sun, and Aaron Flores. 2019. Predicting different types of conversions with multi-task learning in online advertising. In *CIKM*. 2689–2697.
- [24] Yujie Pan, Jiangchao Yao, Bo Han, Kunyong Jia, Ya Zhang, and Hongxia Yang. 2021. Click-through Rate Prediction with Auto-Quantized Contrastive Learning. *arXiv preprint arXiv:2109.13921* (2021).
- [25] Jiarui Qin, Weinan Zhang, Xin Wu, Jiarui Jin, Yuchen Fang, and Yong Yu. 2020. User behavior retrieval for click-through rate prediction. In *Proceedings of the 43rd International ACM SIGIR Conference on Research and Development in Information Retrieval*. 2347–2356.
- [26] Steffen Rendle, Christoph Freudenthaler, Zeno Gantner, and Lars Schmidt-Thieme. 2009. BPR: Bayesian personalized ranking from implicit feedback. In *Proceedings of the Twenty-Fifth Conference on Uncertainty in Artificial Intelligence*. 452–461.
- [27] Matthew Richardson, Ewa Dominowska, and Robert Ragno. 2007. Predicting clicks: estimating the click-through rate for new ads. In *Proceedings of the 16th international conference on World Wide Web*. 521–530.
- [28] Joshua Robinson, Li Sun, Ke Yu, Kayhan Batmanghelich, Stefanie Jegelka, and Suvrit Sra. 2021. Can contrastive learning avoid shortcut solutions? *Advances in neural information processing systems* 34 (2021), 4974–4986.
- [29] Sebastian Ruder. 2017. An overview of multi-task learning in deep neural networks. *arXiv preprint arXiv:1706.05098* (2017).
- [30] Xiang-Rong Sheng, Liqin Zhao, Guorui Zhou, Xinyao Ding, Binding Dai, Qiang Luo, Siran Yang, Jingshan Lv, Chi Zhang, Hongbo Deng, et al. 2021. One model to serve all: Star topology adaptive recommender for multi-domain ctr prediction. In *Proceedings of the 30th ACM International Conference on Information & Knowledge Management*. 4104–4113.
- [31] Hongyan Tang, Junming Liu, Ming Zhao, and Xudong Gong. 2020. Progressive layered extraction (ple): A novel multi-task learning (mtl) model for personalized recommendations. In *RecSys*. 269–278.
- [32] Feng Wang and Huaping Liu. 2021. Understanding the behaviour of contrastive loss. In *Proceedings of the IEEE/CVF conference on computer vision and pattern recognition*. 2495–2504.
- [33] Fangye Wang, Yingxu Wang, Dongsheng Li, Hansu Gu, Tun Lu, Peng Zhang, and Ning Gu. 2022. CLACTR: A Contrastive Learning Framework for CTR Prediction. *arXiv preprint arXiv:2212.00522* (2022).
- [34] Tongzhou Wang and Phillip Isola. 2020. Understanding contrastive representation learning through alignment and uniformity on the hypersphere. In *International Conference on Machine Learning*. PMLR, 9929–9939.
- [35] Xinfei Wang. 2020. A survey of online advertising click-through rate prediction models. In *2020 IEEE International Conference on Information Technology, Big Data and Artificial Intelligence (ICIBA)*, Vol. 1. IEEE, 516–521.
- [36] Penghui Wei, Weimin Zhang, Zixuan Xu, Shaoguo Liu, Kuang-chih Lee, and Bo Zheng. 2021. AutoHERI: Automated Hierarchical Representation Integration for Post-Click Conversion Rate Estimation. In *Proceedings of the 30th ACM International Conference on Information & Knowledge Management*. 3528–3532.
- [37] Hong Wen, Jing Zhang, Fuyu Lv, Wentian Bao, Tianyi Wang, and Zulong Chen. 2021. Hierarchically modeling micro and macro behaviors via multi-task learning for conversion rate prediction. In *Proceedings of the 44th International ACM SIGIR Conference on Research and Development in Information Retrieval*. 2187–2191.
- [38] Dongbo Xi, Zhen Chen, Peng Yan, Yinger Zhang, Yongchun Zhu, Fuzhen Zhuang, and Yu Chen. 2021. Modeling the sequential dependence among audience multi-step conversions with multi-task learning in targeted display advertising. In *Proceedings of the 27th ACM SIGKDD Conference on Knowledge Discovery & Data Mining*. 3745–3755.
- [39] Dongbo Xi, Zhen Chen, Peng Yan, Yinger Zhang, Yongchun Zhu, Fuzhen Zhuang, and Yu Chen. 2021. Modeling the sequential dependence among audience multi-step conversions with multi-task learning in targeted display advertising. In *Proceedings of the 27th ACM SIGKDD Conference on Knowledge Discovery & Data Mining*. 3745–3755.
- [40] Xuanji Xiao, Huabin Chen, Yuzhen Liu, Xing Yao, Pei Liu, Chaosheng Fan, Nian Ji, and Xirong Jiang. 2020. LT4REC: A Lottery Ticket Hypothesis Based Multi-task Practice for Video Recommendation System. *arXiv preprint arXiv:2008.09872* (2020).
- [41] Chenxiao Yang, Junwei Pan, Xiaofeng Gao, Tingyu Jiang, Dapeng Liu, and Guihai Chen. 2022. Cross-Task Knowledge Distillation in Multi-Task Recommendation. *arXiv preprint arXiv:2202.09852* (2022).
- [42] Yong Yuan, Feiyue Wang, Juanjuan Li, and Rui Qin. 2014. A survey on real time bidding advertising. In *Proceedings of 2014 IEEE International Conference on Service Operations and Logistics, and Informatics*. IEEE, 418–423.
- [43] Oliver Zhang, Mike Wu, Jasmine Bayrooti, and Noah Goodman. 2021. Temperature as Uncertainty in Contrastive Learning. *arXiv preprint arXiv:2110.04403* (2021).
- [44] Weinan Zhang, Jiarui Qin, Wei Guo, Ruiming Tang, and Xiuqiang He. 2021. Deep learning for click-through rate estimation. *arXiv preprint arXiv:2104.10584* (2021).
- [45] Guorui Zhou, Na Mou, Ying Fan, Qi Pi, Weijie Bian, Chang Zhou, Xiaoqiang Zhu, and Kun Gai. 2019. Deep interest evolution network for click-through rate prediction. In *Proceedings of the AAAI conference on artificial intelligence*, Vol. 33. 5941–5948.
- [46] Yanqiao Zhu, Yichen Xu, Feng Yu, Qiang Liu, Shu Wu, and Liang Wang. 2020. Deep graph contrastive representation learning. *arXiv preprint arXiv:2006.04131* (2020).
- [47] Xinyu Zou, Zhi Hu, Yiming Zhao, Xuchu Ding, Zhongyi Liu, Chenliang Li, and Aixun Sun. 2022. Automatic Expert Selection for Multi-Scenario and Multi-Task Search. *arXiv preprint arXiv:2205.14321* (2022).