

JARVIS: A Neuro-Symbolic Commonsense Reasoning Framework for Conversational Embodied Agents

Kaizhi Zheng* Kaiwen Zhou* Jing Gu* Yue Fan* Jialu Wang*
Zonglin Li Xuehai He Xin Eric Wang[†]

Department of Computer Science and Engineering
University of California, Santa Cruz

Abstract

Building a conversational embodied agent to execute real-life tasks has been a long-standing yet quite challenging research goal, as it requires effective human-agent communication, multi-modal understanding, long-range sequential decision making, etc. Traditional symbolic methods have scaling and generalization issues, while end-to-end deep learning models suffer from data scarcity and high task complexity, and are often hard to explain. To benefit from both worlds, we propose a Neuro-Symbolic Commonsense Reasoning (JARVIS) framework for modular, generalizable, and interpretable conversational embodied agents. First, it acquires symbolic representations by prompting large language models (LLMs) for language understanding and sub-goal planning, and by constructing semantic maps from visual observations. Then the symbolic module reasons for sub-goal planning and action generation based on task- and action-level common sense. Extensive experiments on the TEACH dataset validate the efficacy and efficiency of our JARVIS framework, which achieves state-of-the-art (SOTA) results on all three dialog-based embodied tasks, including Execution from Dialog History (EDH), Trajectory from Dialog (TfD), and Two-Agent Task Completion (TATC) (e.g., our method boosts the unseen Success Rate on EDH from 6.1% to 15.8%). Moreover, we systematically analyze the essential factors that affect the task performance and also demonstrate the superiority of our method in few-shot settings. Our JARVIS model ranks first in the Alexa Prize SimBot Public Benchmark Challenge¹.

1 Introduction

A long-term goal of embodied AI research is to build an intelligent agent capable of communicating with humans in natural language, perceiving the environment, and completing real-life tasks. Such an agent can autonomously execute tasks such as household chores, or follow a human commander to work in dangerous environments. Figure 1 demonstrates an example of dialog-based embodied tasks: the agent communicates with the human commander and completes a complicated task “making a sandwich”, which requires reasoning about dialog and visual environment, and procedural planning of a series of sub-goals.

Although end-to-end deep learning models have extensively shown their effectiveness in various tasks such as image recognition (Dosovitskiy et al. 2021; He et al. 2017) and natural language understanding and generation (Lewis et al. 2020; Dathathri et al. 2020), they achieved little success on dialog-based embodied navigation and task completion with high task complexity and scarce training data due to an enormous action space (Padmakumar et al. 2021). In particular, they often fail to reason about the entailed logistics when connecting natural language guidance with visual observations, and plan efficiently in the huge action space, leading to ill-advised behaviors under unseen environments. Conventionally, symbolic systems equipped with commonsense knowledge are more conducive to emulating humanlike decision-makings that are more credible and interpretable. Both connectionism and symbolism have their advantages, and connecting both worlds would cultivate the development of conversational embodied agents.

To this end, we propose a Neuro-Symbolic Commonsense Reasoning (JARVIS) framework towards modular, generalizable, and interpretable embodied agents that can execute dialog-based embodied tasks such as household chores. First, to understand free-form dialogs, a large language model (LLM) is applied to extract task-relevant information from human guidance and produce actionable sub-goals for completing the task (e.g., the sub-goals 1.1, 1.2,...,3.6 in Figure 1). During the process, a semantic world representation of the house environment and object states is actively built from raw visual observations as the agent walks in the house. Given the initial sub-goal sequence and the semantic world representation being built, we design a symbolic reasoning module to generate executable actions based on task-level and action-level common sense.

We evaluate our JARVIS framework on three different levels of dialog-based embodied task execution on the TEACH dataset (Padmakumar et al. 2021), including Execution from Dialogue History (EDH), Trajectory from Dialogue (TfD), and Two-Agent Task Completion (TATC). Our framework achieves state-of-the-art (SOTA) results across all three settings. In a more realistic few-shot setting where available expert demonstrations are limited for training, we show our framework can learn and adapt well to unseen environments. Meanwhile, we also systematically analyze the modular structure of JARVIS in a variety of comparative

*Equal contribution

[†]Corresponding author, xwang366@ucsc.edu

¹<https://eval.ai/web/challenges/challenge-page/1450/leaderboard/3644>

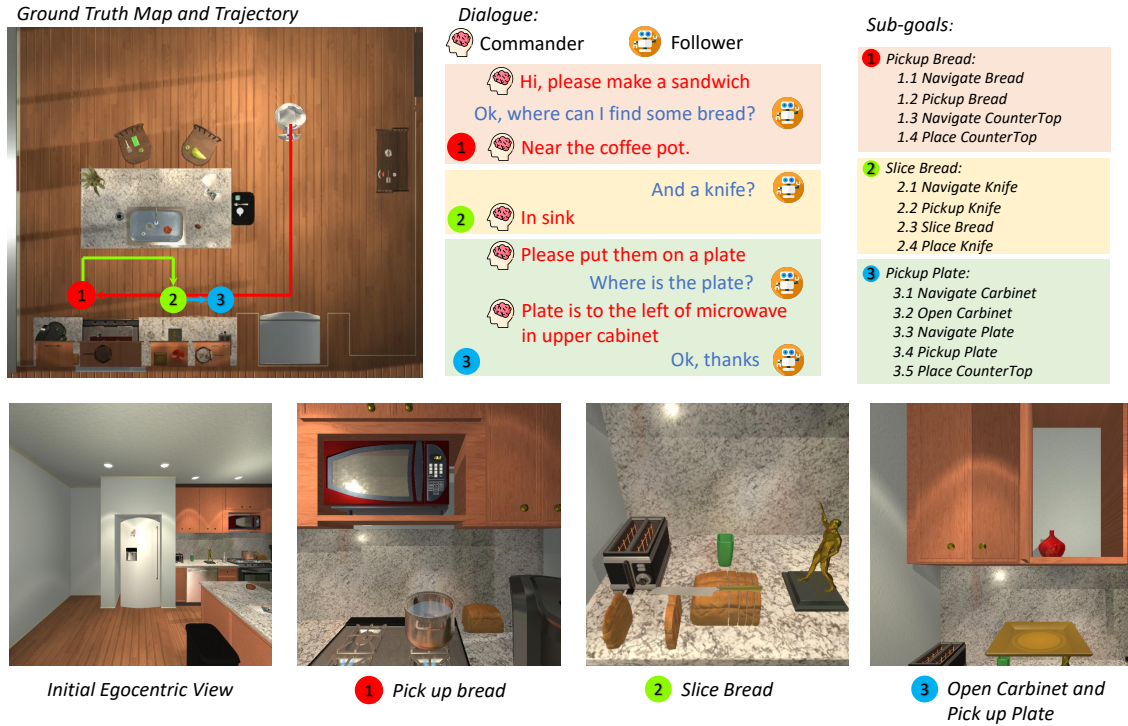


Figure 1: **Dialogue-based embodied navigation and task completion.** The Commander (often a human) issues a task such as making a sandwich, and the Follower agent completes the task while communicating with the Commander. Unlike the agent in fine-grained instruction following tasks, the Follower agent needs to extract sub-goals from the free-form dialogue and execute actions in the visual environment. Note that the Follower agent can only navigate and interact with objects in an egocentric view and has no access to the map or other oracle information.

studies. Our contributions are as follows:

- We propose a neuro-symbolic commonsense reasoning framework blending the two worlds of connectionism and symbolism for conversational embodied agents. The neural modules convert dialog and visual observations into symbolic information, and the symbolic modules integrate sub-goals and semantic maps into actions based on task-level and action-level common sense.
- Our framework is modular and can be adapted to different levels of conversational embodied tasks, including EDH, Tfd, and TATC. It consistently achieves the SOTA performance across all three tasks, with great generalization ability in new environments.
- We systematically study the essential factors that affect the task performance, and demonstrate that our framework can be generalized to few-shot learning scenarios when available training instances are limited.

2 Related Work

Embodied AI Tasks An embodied agent that can navigate and interact with the environment has been a long-term research topic in artificial intelligence. Many research problems like goal-oriented visual indoor and outdoor navigation (Zhu et al. 2017; Yang et al. 2019; Kim et al. 2006) have been studied. Natural language grounded embodied agent is

becoming an emerging research area recently. First, Vision-and-Language Navigation (Anderson et al. 2018; Ku et al. 2020; Zhu et al. 2020a; Chen et al. 2019; Qi et al. 2020; Vasudevan, Dai, and Van Gool 2021; He et al. 2021; Gu et al. 2022) discusses how an agent may follow human instruction to navigate to the target goal. Vision-and-dialog Navigation (Thomason et al. 2019; Banerjee, Thomason, and Corso 2020; Nguyen et al. 2019; Nguyen and Daumé III 2019) takes a step further to get dialog involved in the navigation process. Shridhar et al. (2020), Misra et al. (2018), and Gordon et al. (2018) propose a more complex interactive task completion setting that combines object interaction with navigation. Intelligent agents that can communicate with humans and execute complex tasks are of significant meaning in human society. Padmakumar et al. (2021) and Narayan-Chen, Jayannavar, and Hockenmaier (2019) introduce dialog-based embodied agent tasks, which are more close to the real-world scenario. In this work, we focus on building a conversational embodied agent for dialog-based household tasks.

Vision-and-Language Navigation and Task Completion There has been a large volume of research working on embodied AI tasks such as vision-and-language navigation (Wang et al. 2019; Hong et al. 2021; Tan, Yu, and Bansal 2019; Fried et al. 2018; Guhur et al. 2021; Chen et al. 2021a; Gu et al. 2022), vision-and-dialog navigation

(Wang et al. 2020; Zhu et al. 2020b; Kim, Li, and Bansal 2021), vision-and-language object navigation (Ramrakhya et al. 2022) and vision-and-language task completion (Pashevich, Schmid, and Sun 2021; Min et al. 2022; Blukis et al. 2021; Song et al. 2022). For embodied navigation and task completion, Shridhar et al. (2020) proposes to use an LSTM cell to fuse multi-modal information and sequentially predict actions. Pashevich, Schmid, and Sun (2021) then propose an episodic transformer structure to replace the LSTM cell. Further, some modular methods are introduced to break down the whole task into different sub-modules. For example, Blukis et al. (2021) proposes to build a semantic voxel to represent environment information, and design a hierarchical high-level and low-level controller for execution. Min et al. (2022) further propose a semantic policy in their modular system to help find small objects. However, these methods designed for well-organized instruction-guided tasks bear the risk of poor generalization on dialog-based embodied tasks. Instead, our method extracts task-relevant information from the dialog and does neuro-symbolic reasoning for various dialog-based embodied tasks.

Neuro-Symbolic Reasoning Neural models have shown enormous success in the last decade (He et al. 2017; Devlin et al. 2019; He et al. 2016; Dosovitskiy et al. 2021), but they may be limited and often hard to interpret in more complex tasks such as visual reasoning, text reasoning, multi-modal understanding, etc., due to the lack of reasoning ability. To this end, many neuro-symbolic methods have been proposed to leverage the reasoning ability of symbolic computation (Mao et al. 2019; Chen et al. 2021b; Gupta et al. 2020; Hudson and Manning 2019; Sakaguchi et al. 2021). Mao et al. (2019) propose a neuro-symbolic concept learner for visual question answering, which learns visual concepts by building a symbolic program for each sentence. Chen et al. (2021b) extends this framework to the video reasoning task by introducing a dynamic trajectory model. In dialog-based household task completion, there are multiple inputs from different modalities. A single neural model may not be able to understand and reason over these inputs and infer the correct action (Padmakumar et al. 2021). To solve this, we propose a modular neuro-symbolic commonsense reasoning framework to transfer the multi-modal inputs into symbolic information and perform commonsense reasoning over these symbolic representations.

3 Neuro-Symbolic Conversational Embodied Agents

Problem Formulation

In this section, we introduce the general formulation of dialogue-based embodied agents. It requires the embodied agent to communicate with humans and execute the instructions with intermediate and long-term goals. The long-term goal is the final purpose, and the intermediate goals can be some milestones during this process. For example, in the long-term goal “make breakfast”, the intermediate goals can be “Find bread”, “Find knife”, “Slice bread”, “Cook egg”, etc. There are two players, *Commander* and *Follower*, in the simulated environment: the *Commander* (which is often a

human user in the real world, or another agent in two-agent task completion tasks) can prompt the oracle information of the task and the environment, while the *Follower* has no access to the oracle information and is supposed to complete the task instructed by the *Commander*. During this process, the *Follower* can communicate with the *Commander* for further guidance.

Each task instance starts with an initial state of the environment $s_i \in \mathcal{S}$, where \mathcal{S} is the set of all possible environment states. The *Commander* and the *Follower* can chat freely for multiple rounds of dialogue $D = \{(p_i, u_i)\}$, where $p_i \in \mathcal{P} = \{\text{Commander}, \text{Follower}\}$ indicates the player and u_i is an utterance. At each time step t , the *Follower* observes the visual image v_t and take actions $a_t \in \mathcal{A} : \mathcal{S}_t \rightarrow \mathcal{S}_{t+1}$ to alter the state of the environment. The task will be completed when a desired state $s_f \in \mathcal{S}$ is reached.

Padmakumar et al. (2021) categorizes dialog-based embodied agent tasks into three types. First, in Execution from Dialog History (EDH), the *Follower* accomplish an unfinished task based on an offline execution history. Meanwhile, *Follower* in Trajectory from Dialog (TfD) is required to reproduce the action sequence based on the entire communication record. Two-Agent Task Completion (TATC) is the task where the *Follower* and the *Commander* communicate to accomplish embodied tasks. In this paper, we introduce a general JARVIS framework for dialog-based embodied agents and apply it to three different settings.

Proposed Methods

Our Neuro-Symbolic Commonsense Reasoning (JARVIS) framework (as shown in Figure 2) consists of a Language Planning module, a Visual Semantic module, and a Symbolic Reasoning module. Specifically, the Language Planning module utilizes a pre-trained large language model to process free-form language input and produces procedural sub-goals of the task. In the Visual Semantic module, we use a semantic segmentation model, a depth prediction model, and the SLAM algorithm to transform raw visual observations into a more logistic form — semantic maps containing spatial relationships and states of the objects. Finally, in the Symbolic Reasoning module, we utilize task-level and action-level commonsense knowledge to reason about transferred symbolic vision-and-language information and generate actions, and a Goal Transformer is trained to deal with uncertainty by directly producing actions when no relevant information can be retrieved from the visual symbolic representations. Below we introduce our methods in detail; please refer to Appendix A for more implementation details and Appendix B for our notation table.

Language Understanding and Planning The language commands in dialog-based embodied tasks are free-form and high-level, and do not contain low-level procedural instructions. Therefore, it is essential to break a command like “can you make breakfast for me?” into sub-goals such as “Find bread”, “Find knife”, “Slice bread”, “Cook egg”, and then generate actions a_i to complete the sub-goals sequentially. Large language models (LLMs) are shown to be capable of extracting actionable knowledge from learned world

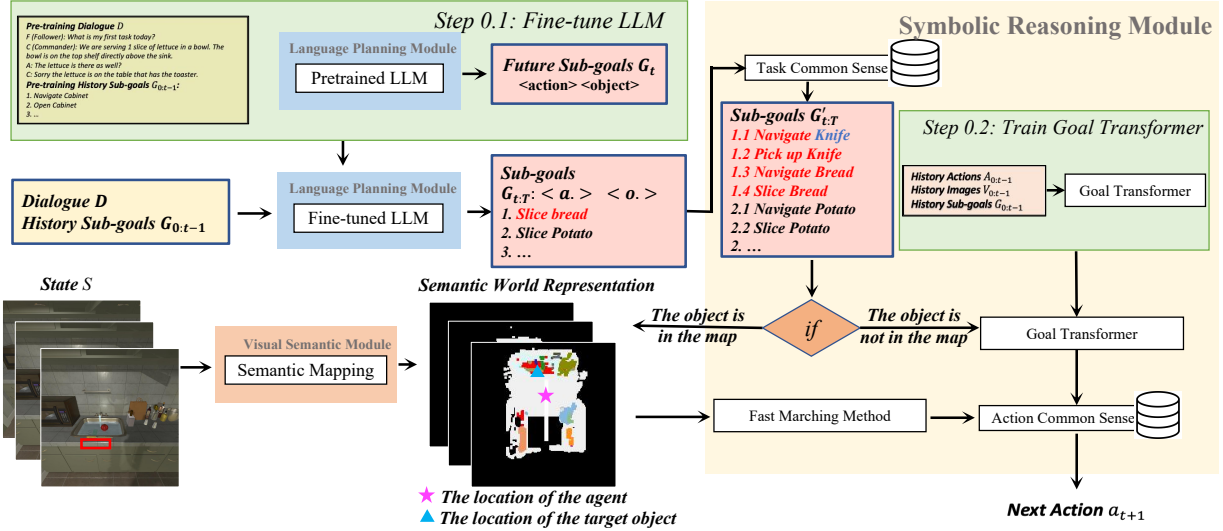


Figure 2: **An overview of our JARVIS framework.** The fine-tuned language planning model takes dialogue and previous sub-goals $G_{0:t-1}$ as input and produces the future sub-goals $G_{t:T}$ (Section 3). $G_{t:T}$ will be further examined by our Task-Level Common Sense model and converted to more reasonable and detailed future sub-goals $G'_{t:T}$. Meanwhile, the Visual Semantic module actively updates the semantic world representations (Section 3). If the object is found in the world representation, the next action is determined by the Fast Marching method. If not, the Goal Transformer will generate the next action. The next action $a_{t+1} \in \mathcal{A}$ will be post-processed by the Action-Level Common Sense model.

knowledge (Huang et al. 2022). In order to understand free-form instructions and generate the sub-goal sequence for action planning, we leverage an LLM, the pre-trained BART (Lewis et al. 2020) model, to process dialog and action, and predict future sub-goal sequence $G_{t:T}$ for completing the whole task:

$$\hat{G}_{t:T} = \text{LLM}(D, G_{0:t-1}) \quad (1)$$

where $D = \{(p_i, u_i)\}$ is the collected set of user-utterance pairs and the previous sub-goal sequence $G_{0:t-1} = \{g_0, g_1, g_2, \dots, g_{t-1}\}$. For sequential inputs $G_{0:t-1}$, we encode the sub-goals into tokens and concatenate them as the input of the LLM model. For the ground-truth sub-goal sequence $G_{0:T}$, we acquire it by a rule-based transformation from the action sequence $A_{0:T} = \{a_0, a_1, a_2, \dots, a_t, \dots, a_T\}$. Concretely, we note that the actions can be categorized as navigations and interactions. For interactions, we coalesce the action and targeted object as the sub-goal. For example, if the embodied agent executes the action of picking up a cup, we will record the sub-goal “PickUp Cup”. For navigation, we coalesce “Navigate” with the target object of the next interaction.

Note that in cases like the Trajectory from History (TfD) task, where only dialog information D is given and other history information is missing, Equation 1 reduces to

$$\hat{G}_{t:T} = \text{LLM}(D) \quad (2)$$

The BART model is trained with a reconstruction loss by computing the cross entropy between the generated future sub-goal sequence $\hat{G}_{t:T}$ and the ground truth future sub-goal sequence $G_{t:T}$.

Semantic World Representation The visual input into an embodied agent is usually a series of RGB images $V = \{v_0, v_1, v_2, \dots, v_T\}$. One conventional way in deep learning is to fuse the visual information with other modalities into a neural network (e.g., Transformers) for decision making, which, however, is uninterpretable and often suffers from poor generalization under data scarcity or high task complexity. Thus, we choose to transform visual input into a semantic representation similar to Blukis et al. (2021) and Min et al. (2022), which can be used for generalized symbolic reasoning later.

At each step t , we first use a pre-trained Mask-RCNN model (He et al. 2017) for semantic segmentation, which we fine-tune on in-domain training data of the TEACH dataset, to get object types $O_t = \{o_0, o_1, o_2, \dots, o_k\}$ and semantic mask $M_t = \{m_0, m_1, m_2, \dots, m_k\}$ from egocentric RGB input v_t at time stamp t . Then we use a Unet (Ronneberger, Fischer, and Brox 2015) based depth prediction model as Blukis et al. (2021) to predict the depth of each pixel of the current egocentric image frame. Then, by combining the agent location and camera parameters, we transform the visual information into symbolic information: if a certain object exists in a 3D space, which we store in a 3D voxel. Then we further project the 3D voxel along the height dimension into a 2D map and obtain more concise 2D symbolic information. So far, we have transformed the egocentric RGB image into a series of 2D semantic maps, among which each map records a certain object’s spatial location in the projected 2D plane. This symbolic environment information will be maintained and updated during the task completion process as in Figure. 2.

Table 1: Sample logic predicates for symbolic commonsense reasoning.

Task Common Sense		Action Common Sense	
$Movable(x)$	True if x can be moved by the agent.	$IsEmpty(x)$	True if location x is empty in map.
$IsGrasped(agent)$	True if agent has grasped something.	$Near(x, y)$	True if the distance from the agent to x is smaller than y .
$Pick(agent, x)$	$\neg IsGrasped(agent)$ $\wedge Movable(x)$	$Move(x, y)$	$\exists P \subset V, \forall i \in P, IsEmpty(i)$ where V is the all possible paths from y to x .
$Place(agent, x)$	$IsGrasped(agent) \wedge IsReceptacle(x)$	$Target(x, y)$	$Observe(x) \wedge Move(x, y)$

Action Execution via Symbolic Commonsense Reasoning After obtaining the sub-goal sequence and the semantic world representation above, the agent is supposed to generate actions next. However, the learned representations are not perfect. For example, the sub-goal sequence could be misordered or contain implausible sub-goals leading to an execution failure, and the semantic map may miss certain objects or be inaccurate in certain regions. Therefore, we introduce a Symbolic Reasoning module to reason about executable actions based on task-level and action-level commonsense logics. Sample logic predicates are present in Table 1.

Task common sense requires the sub-goals to satisfy prerequisites before execution, represented by logic predicates. For example, $Movable(x)$ will be true if the object x belongs to the pre-defined movable objects set, and $Pick(agent, x)$ will be true only when the agent has not grasped any object and the object x is movable. We assume an ideal agent can correctly complete all generated sub-goals during the task-level commonsense reasoning. Then, we can preserve the agent’s state and check the prerequisites for particular sub-goals during this process. Thus, if the logic predicates return false values, we will add prerequisite sub-goals or remove implausible sub-goals, such as adding “PickUp knife” before “Slice bread”.

Then, given the rationalized sub-goals and the semantic map, we employ two methods to generate executable actions: the Fast Marching Method (FMM) (Sethian 1999) and the Goal Transformer. When the agent can find the target object in the semantic map, the FMM will calculate the distances between the goal location and the agent location in the 2D frame coordinate and lead the agent to reach the next closest empty space. Otherwise, the Goal Transformer, which we modify based on Episodic Transformer (Pashevich, Schmid, and Sun 2021) and train on the TEACH training set, can encode the previous images $V_{0:t-1}$, actions $A_{0:t-1}$, and sub-goals $G_{0:t-1}$ to predict the next action \hat{a}_t :

$$\hat{a}_t = GT([V_{0:t-1}, A_{0:t-1}, G_{0:t-1}]). \quad (3)$$

Action common sense aims to rectify potential errors in the generated actions above when applied to the interactive environment. We provide some sample logic predicates for action common sense in Table 1 as well. For instance, $IsEmpty(x)$ will return true if the location x is empty in the semantic map. At this level, the actions should be consistent with basic environment constraints. For example, only when at least one feasible path exists from location y to x , the $Move(x, y)$ returns true. When the predicates are false

for actions, the agent will take a different policy to deal with the issue. For instance, the agent will do random actions or move to the nearest feasible location of x to deal with the false value of $Move(x, y)$. More details of symbolic reasoning can be found in A.

4 Experiments

Dataset and Tasks

To evaluate the performance of JARVIS, we use the TEACH dataset (Padmakumar et al. 2021) as the testbed. The dataset comprises over 3,000 sessions, each initialized with a different initial state s_i . Each session includes dialogs D and sequences of reference actions $A = \{a_0, a_1, a_2, \dots\}$ from human-to-human interactions where each time two different annotators play the *Commander* and *Follower* roles. At the end of the session, the *Follower* completes a set of household sub-tasks, and a final state s_f is reached. We evaluate our JARVIS framework on three different tasks: Execution from Dialog History (EDH), Trajectory from Dialog (TfD), and Two-Agent Task Completion (TATC).

Execution from Dialog History (EDH) EDH requires the agent to predict a sequence of future actions A_t that change the environment from s_i state to s_f , where the state changes correspond to one or few sub-tasks from a segment of the session. The dialog history D and action history A_{t-1} from the same session are provided as well as a sequence of reference actions $A_{t:T}$ collected from human annotators. Each EDH instances can be explicitly expressed as $(s_i, D, A_{0:t-1}, A_{t:T}, s_f)$ where s_i is the initial state of the EDH instance, $A_{0:t-1}$ is the action history and D are the dialog history. The evaluation is based on the changes of simulator state \hat{s} after a sequence of predicted \hat{A} at the end of the EDH instance, and the success is reached when \hat{s} is the same as s_f .

Trajectory from Dialog (TfD) Different from EDH, in the TfD task, the agent needs to infer the whole action sequence $A_{0:T}$ in a session given the entire dialogue history D . As a result, a TfD instance can be formulated as $(s_i, D, A_{0:T}, s_f)$ where D denotes the complete dialog while $A_{0:T}$ is the corresponding reference action sequence.

Two-Agent Task Completion (TATC) TATC models both the *Commander* and *Follower* agents. Given the initial instruction, the *Follower* communicates with the *Commander* to achieve the household task. The *Commander* has access to the environment metadata through three APIs, *ProgressCheck*, *SelectOid* and *SearchObject*. The *ProgressCheck* returns the templated descriptions of the task and pro-

Table 2: Results in percentages on the EDH and Tfd validation sets, where trajectory length weighted (TLW) metrics are included in [brackets]. For all metrics, higher is better.

Model	EDH				Tfd			
	Seen		Unseen		Seen		Unseen	
	SR [TLW]	GC [TLW]	SR [TLW]	GC [TLW]	SR [TLW]	GC [TLW]	SR [TLW]	GC [TLW]
E.T. (Padmakumar et al. 2021)	8.4 [0.8]	14.9 [3.0]	6.1 [0.9]	6.4 [1.1]	1.0 [0.2]	1.4 [4.8]	0.5 [0.1]	0.4 [0.6]
Ours	15.1 [3.3]	22.6 [8.7]	15.8 [2.6]	16.6 [8.2]	1.7 [0.2]	5.4 [4.5]	1.8 [0.3]	3.1 [1.6]
E.T. (few-shot) ²	6.1 [1.0]	4.7 [2.8]	6.0 [0.9]	4.8 [3.6]	0.0 [0.0]	0.0 [0.0]	0.0 [0.0]	0.0 [0.0]
Ours (few-shot)	10.7 [1.5]	15.3 [5.3]	13.7 [1.7]	12.7 [5.4]	0.6 [0.0]	3.6 [3.0]	0.3 [0.0]	0.6 [0.1]

Table 3: Results on the official EDH test set. Our JARVIS achieves the state-of-the-art performance.

Model	Seen		Unseen	
	SR [T]	GC [T]	SR [T]	GC [T]
E.T. (Padmakumar et al. 2021)	6.3 [0.3]	9.7 [1.7]	2.3 [0.6]	6.2 [0.9]
Ours	16.7 [3.0]	17.6 [7.1]	15.2 [1.6]	19.4 [8.1]

Table 4: Success Rate results on the TATC task with different assumptions of the Commander agent. Our JARVIS establishes the best performance among the current implemented methods.

Model	w/ full info.		w/o GT seg.		w/o GT & goal loc.	
	Seen	Unseen	Seen	Unseen	Seen	Unseen
E.T. ³	0.0 [0.0]	0.0 [0.0]	0.0 [0.0]	0.0 [0.0]	0.0 [0.0]	0.0 [0.0]
Ours	22.1 [5.8]	16.4 [4.2]	9.4 [2.1]	5.6 [1.9]	3.9 [0.5]	1.2 [0.1]

vides the changes between the current state s_i and the final state s_f . For example, the task *Make plate of toast* has two state changes when the task is initialized, $\{plate\ is\ clean\ and\ bread\ is\ toasted\}$. These state changes could include either a general class name or a specific object, and by using SearchObject or SelectOid APIs, the *Commander* can check the ground truth object location and segmentation. Following the TEACH dataset (Padmakumar et al. 2021), we adapt JARVIS to two separate models for implementing the roles of *Commander* and *Follower* of the TATC task. Specifically, *Commander* with our designed *Task-Level Common Sense Module* will give instructions to the *Follower*, while the latter will ask for help and follow the instructions through *Action Execution Module*.

Experimental Setup

Evaluation Metrics We adopt Success Rate (SR), Goal-Condition Success (GC), and Trajectory Weighted Metrics (TLW) as evaluation metrics. Task success is a binary value, defined as 1 when all the expected state changes s_f are presented in \hat{s} otherwise 0. SR is the ratio of success cases among all the instances. GC Success is a fraction of expected

state changes in s_f present in \hat{s} which is in $(0, 1)$ and the GC success of the dataset is the average of all the trajectories. Trajectory weighted SR (TLW-SR) and GC (TLW-GC) are calculated based on a reference trajectory A_R and a predicted action sequence \hat{A} . The trajectory length weighted metrics for metric value m can be calculated as

$$TLW-m = \frac{m * |A_R|}{\max(|A_R|, |\hat{A}|)} \quad (4)$$

In our evaluation, we use $m = 1$, and calculate the weighted average for each split by using $\frac{|A_R|}{\sum_{i=1}^N |A_R^i|}$ as the weight of each instance. Following evaluation rules in TEACH (Padmakumar et al. 2021), the maximum number of action steps is 1,000 and the failure limit is 30.

Baseline We select Episodic Transformer (E.T.) (Padmakumar et al. 2021) as the baseline method. E.T. achieved SOTA performance on the TEACH dataset. It learns the action prediction based on the TEACH dataset using a ResNet-50 (He et al. 2016) backbone to encode visual observations, two multi-modal transformer layers to fuse the embedded language, visual and action information, and output the executable action directly.

Main Results and Analysis

EDH We establish the state-of-the-art performance with a large margin over the baseline E.T. model, and achieved the first position in Alexa Prize SimBot Public Benchmark Challenge. Our model achieves a higher (around 3X) relative performance than baseline on trajectory weighted metrics as shown in Table 3, suggesting that adding symbolism can also reduce navigation trajectory length. Besides, our framework has less performance gap between seen and unseen environments, showing better generalizability in new environments. We find that E.T. usually gets stuck in a corner or keeps repeatedly circling, while our model barely suffers from those issues benefiting from neuro-symbolic commonsense reasoning.

Tfd Our model achieves state-of-the-art performance across all metrics in Tfd tasks, which shows that JARVIS has better capability for task execution based on offline human-human conversation. Compared with EDH tasks, Tfd tasks provide only the entire dialog history for the agent, which increases the difficulty and causes performance decreases in both models, while our JARVIS still outperforms the E.T. by a large margin, showing that the end-to-end model can not

²Our reimplement version of Padmakumar et al. (2021).

³From the official TATC Challenge: https://github.com/GLAMOR-USC/teach_tatc. At the time of submission, the E.T. baseline fails on all the TATC instances.

Table 5: Ablation studies on the EDH and Tfd validation sets. **Language**: the agent directly teleports to the target goals generated by the language language planning module, thus trajectory length weighted metrics do not make sense here. **Executor**: the agent will use the ground truth sub-goals. **Reasoning**: the agent use both ground truth sub-goals and visual information. **No Goal Transformer**: the agent explore random place when it did not find the target object.

Model	EDH				Tfd			
	Seen		Unseen		Seen		Unseen	
	SR [TLW]	GC [TLW]	SR [TLW]	GC [TLW]	SR [TLW]	GC [TLW]	SR [TLW]	GC [TLW]
JARVIS	15.1 [3.3]	22.6 [8.7]	15.8 [2.6]	16.6 [8.2]	1.7 [0.2]	5.4 [4.5]	1.8 [0.3]	3.1 [1.6]
Language (w/ gt executor)	19.9 [—]	32.9 [—]	18.8 [—]	36.3 [—]	8.4 [—]	24.7 [—]	10.2 [—]	21.5 [—]
Executor (w/ gt subgoals)	38.7 [12.5]	34.7 [17.9]	30.5 [8.5]	27.3 [12.1]	5.1 [1.3]	8.0 [4.3]	1.8 [0.2]	4.0 [0.9]
Reasoning (w/ gt subgoals & visual)	62.7 [27.9]	67.9 [36.7]	60.9 [26.2]	63.6 [35.4]	13.8 [4.0]	24.5 [15.5]	12.6 [4.2]	20.7 [14.6]
No Goal Transformer	17.3 [3.2]	21.7 [9.0]	15.7 [1.6]	16.9 [6.3]	0.6 [0.0]	3.1 [1.1]	1.8 [0.2]	1.4 [0.6]

learn an effective and generalized strategy for long tasks completion providing only dialog information.

TATC We study the TATC task under different constraint settings for the *Commander*, since in reality, when agent and human are collaborating to complete a task, it is likely that human could provide helps on different levels. The three settings in our experiment results are human (the commander) is only willing to provide instructions about the current sub-goal, human provides instructions based on both the current sub-goal and ground truth target object location, and human will also utilize the ground truth target object segmentation for creating instructions (original setting of TATC task in Padmakumar et al. (2021)). As shown in Table 4, our JARVIS greatly improves the current only open-sourced baseline model, where the baseline is developed on E.T. but fails on all TATC task instances. It shows that the complex nature of the TATC task creates a huge barrier for end-to-end methods and the advantage of our JARVIS in this task domain. Additionally, with different settings on the *Commander* limitations, we find that more information utilized by the commander will cause higher SR, showing that our JARVIS-based *Commander* can take advantage of the known information during the interaction and provides helpful instructions that adapt well to different levels of constraint.

Few-Shot Learning

Data scarcity has been known as a severe issue for deep neural methods. Especially, it is even more severe in language-involved embodied agent tasks since collecting training data is more expensive and time-consuming. Here we also conduct experiments in the few-shot setting, shown in Table 2. We randomly sample ten instances from each of the 12 types of household tasks in the TEACH dataset and train the language understanding and planning module and Goal Transformer in the same way as the whole dataset setting. For E.T., we notice a significant performance drop on both EDH and Tfd (e.g., 0 success rate in Tfd tasks), since it overfits and can not learn effective and robust strategy. Since our framework breaks down the whole problem into smaller sub-problems and incorporates a solid symbolic commonsense reasoning module, it still has the ability to complete some complex tasks. This also indicates the importance of connecting connectionism and symbolism.

Unit Test of Individual Module

To better understand the sources of the performance gain of JARVIS, as is shown in Table 5, we conduct extensive ablation studies to evaluate the performance of different modules in our JARVIS framework on EDH and Tfd. First, given ground truth perception and sub-goals, the reasoning module achieves performance as high as over 60% in EDH tasks. Our Symbolic Commonsense Reasoning module can infer correct actions and complete the sub-goals with ground truth vision and language symbolic information most of the time. Also, replacing our language planning module with ground truth improves significantly more than replacing the sub-goal executor. These validate the efficacy of our Symbolic Commonsense Reasoning mechanism in the action execution module, especially on shorter tasks.

Second, since failing to perform one sub-task will incur the failure of the whole task, as the task gets longer, the probability of success in executing all of the sub-goals will decrease dramatically. Thus, the executor’s performance becomes the main bottleneck for success. And therefore, in Tfd, whose task instances are longer than EDH, replacing our executor with a teleport agent can better boost performance than providing ground truth sub-goals. We also notice that Goal Transformer results in a more efficient policy with increased trajectory weighted success rates.

5 Conclusion and Future Work

This work studies how to teach embodied agents to execute dialog-based household tasks. We propose JARVIS, a neuro-symbolic framework that can incorporate the perceived neural information from multi-modalities and make decisions by symbolic commonsense reasoning. Our framework outperforms baselines by a large margin on three benchmarks of the TEACH (Padmakumar et al. 2021) dataset. We hope the methods and findings in this work shed light on the future development of neuro-symbolic embodied agents.

Based on our framework, some problems can be studied in the future. First, in EDH and Tfd tasks, we find that the information provided at the initial state may not be sufficient for correctly predicting future sub-goals. Second, it is hard for our framework to complete a task when it fails to recognize a target object. Thus, the performance is limited by the capability of the visual perception module.

Acknowledgements

We would like to thank Jesse Thomason and Aishwarya Padmakumar for the helpful discussion of the TEACH tasks and baselines. This work is partially supported by the Amazon Alexa Prize Award.

References

- Anderson, P.; Wu, Q.; Teney, D.; Bruce, J.; Johnson, M.; Sünderhauf, N.; Reid, I.; Gould, S.; and van den Hengel, A. 2018. Vision-and-Language Navigation: Interpreting Visually-Grounded Navigation Instructions in Real Environments. In *Proceedings of the IEEE Conference on Computer Vision and Pattern Recognition (CVPR)*.
- Banerjee, S.; Thomason, J.; and Corso, J. J. 2020. The RobotSlang Benchmark: Dialog-guided Robot Localization and Navigation. In Kober, J.; Ramos, F.; and Tomlin, C. J., eds., *4th Conference on Robot Learning, CoRL 2020, 16-18 November 2020, Virtual Event / Cambridge, MA, USA*, volume 155 of *Proceedings of Machine Learning Research*, 1384–1393. PMLR.
- Blukis, V.; Paxton, C.; Fox, D.; Garg, A.; and Artzi, Y. 2021. A Persistent Spatial Semantic Representation for High-level Natural Language Instruction Execution. In *5th Annual Conference on Robot Learning*.
- Chen, H.; Suhr, A.; Misra, D.; Snavely, N.; and Artzi, Y. 2019. TOUCHDOWN: Natural Language Navigation and Spatial Reasoning in Visual Street Environments. In *Proceedings of the IEEE/CVF Conference on Computer Vision and Pattern Recognition (CVPR)*.
- Chen, S.; Guhur, P.-L.; Schmid, C.; and Laptev, I. 2021a. History Aware multimodal Transformer for Vision-and-Language Navigation. In *NeurIPS*.
- Chen, Z.; Mao, J.; Wu, J.; Wong, K.-Y. K.; Tenenbaum, J. B.; and Gan, C. 2021b. Grounding Physical Concepts of Objects and Events Through Dynamic Visual Reasoning. In *International Conference on Learning Representations*.
- Dathathri, S.; Madotto, A.; Lan, J.; Hung, J.; Frank, E.; Molino, P.; Yosinski, J.; and Liu, R. 2020. Plug and Play Language Models: A Simple Approach to Controlled Text Generation. In *International Conference on Learning Representations*.
- Devlin, J.; Chang, M.-W.; Lee, K.; and Toutanova, K. 2019. BERT: Pre-training of Deep Bidirectional Transformers for Language Understanding. In *Proceedings of the 2019 Conference of the North American Chapter of the Association for Computational Linguistics: Human Language Technologies, Volume 1 (Long and Short Papers)*, 4171–4186. Minneapolis, Minnesota: Association for Computational Linguistics.
- Dosovitskiy, A.; Beyer, L.; Kolesnikov, A.; Weissenborn, D.; Zhai, X.; Unterthiner, T.; Dehghani, M.; Minderer, M.; Heigold, G.; Gelly, S.; Uszkoreit, J.; and Housley, N. 2021. An Image is Worth 16x16 Words: Transformers for Image Recognition at Scale. In *International Conference on Learning Representations*.
- Fried, D.; Hu, R.; Cirik, V.; Rohrbach, A.; Andreas, J.; Morency, L.-P.; Berg-Kirkpatrick, T.; Saenko, K.; Klein, D.; and Darrell, T. 2018. Speaker-Follower Models for Vision-and-Language Navigation. In *NeurIPS*.
- Gordon, D.; Kembhavi, A.; Rastegari, M.; Redmon, J.; Fox, D.; and Farhadi, A. 2018. IQA: Visual Question Answering in Interactive Environments. In *Proceedings of the IEEE Conference on Computer Vision and Pattern Recognition (CVPR)*.
- Gu, J.; Stefani, E.; Wu, Q.; Thomason, J.; and Wang, X. 2022. Vision-and-Language Navigation: A Survey of Tasks, Methods, and Future Directions. In *Proceedings of the 60th Annual Meeting of the Association for Computational Linguistics (Volume 1: Long Papers)*, 7606–7623.
- Guhur, P.-L.; Tapaswi, M.; Chen, S.; Laptev, I.; and Schmid, C. 2021. Airbert: In-Domain Pretraining for Vision-and-Language Navigation. In *Proceedings of the IEEE/CVF International Conference on Computer Vision (ICCV)*, 1634–1643.
- Gupta, N.; Lin, K.; Roth, D.; Singh, S.; and Gardner, M. 2020. Neural Module Networks for Reasoning over Text. In *International Conference on Learning Representations*.
- He, K.; Gkioxari, G.; Dollar, P.; and Girshick, R. 2017. Mask R-CNN. In *Proceedings of the IEEE International Conference on Computer Vision (ICCV)*.
- He, K.; Huang, Y.; Wu, Q.; Yang, J.; An, D.; Sima, S.; and Wang, L. 2021. Landmark-RxR: Solving Vision-and-Language Navigation with Fine-Grained Alignment Supervision. In Ranzato, M.; Beygelzimer, A.; Dauphin, Y.; Liang, P.; and Vaughan, J. W., eds., *Advances in Neural Information Processing Systems*, volume 34, 652–663. Curran Associates, Inc.
- He, K.; Zhang, X.; Ren, S.; and Sun, J. 2016. Deep Residual Learning for Image Recognition. In *2016 IEEE Conference on Computer Vision and Pattern Recognition (CVPR)*, 770–778.
- Hong, Y.; Wu, Q.; Qi, Y.; Rodriguez-Opazo, C.; and Gould, S. 2021. VLN BERT: A Recurrent Vision-and-Language BERT for Navigation. In *Proceedings of the IEEE/CVF Conference on Computer Vision and Pattern Recognition (CVPR)*, 1643–1653.
- Huang, W.; Abbeel, P.; Pathak, D.; and Mordatch, I. 2022. Language Models as Zero-Shot Planners: Extracting Actionable Knowledge for Embodied Agents. *arXiv preprint arXiv:2201.07207*.
- Hudson, D.; and Manning, C. D. 2019. Learning by Abstraction: The Neural State Machine. In Wallach, H.; Larochelle, H.; Beygelzimer, A.; d'Alché-Buc, F.; Fox, E.; and Garnett, R., eds., *Advances in Neural Information Processing Systems*, volume 32. Curran Associates, Inc.
- Kim, D.; Sun, J.; Oh, S. M.; Rehg, J.; and Bobick, A. 2006. Traversability classification using unsupervised on-line visual learning for outdoor robot navigation. In *Proceedings 2006 IEEE International Conference on Robotics and Automation, 2006. ICRA 2006.*, 518–525.

- Kim, H.; Li, J.; and Bansal, M. 2021. NDH-Full: Learning and Evaluating Navigational Agents on Full-Length Dialogue. In *Proceedings of the 2021 Conference on Empirical Methods in Natural Language Processing*, 6432–6442. Online and Punta Cana, Dominican Republic: Association for Computational Linguistics.
- Kolve, E.; Mottaghi, R.; Gordon, D.; Zhu, Y.; Gupta, A.; and Farhadi, A. 2017. AI2-THOR: An Interactive 3D Environment for Visual AI. *CoRR*, abs/1712.05474.
- Ku, A.; Anderson, P.; Patel, R.; Ie, E.; and Baldrige, J. 2020. Room-Across-Room: Multilingual Vision-and-Language Navigation with Dense Spatiotemporal Grounding. In *Proceedings of the 2020 Conference on Empirical Methods in Natural Language Processing (EMNLP)*, 4392–4412.
- Lewis, M.; Liu, Y.; Goyal, N.; Ghazvininejad, M.; Mohamed, A.; Levy, O.; Stoyanov, V.; and Zettlemoyer, L. 2020. BART: Denoising Sequence-to-Sequence Pre-training for Natural Language Generation, Translation, and Comprehension. In *Proceedings of the 58th Annual Meeting of the Association for Computational Linguistics*, 7871–7880. Online: Association for Computational Linguistics.
- Lin, T.-Y.; Maire, M.; Belongie, S.; Hays, J.; Perona, P.; Ramanan, D.; Dollár, P.; and Zitnick, C. L. 2014. Microsoft COCO: Common Objects in Context. In Fleet, D.; Pajdla, T.; Schiele, B.; and Tuytelaars, T., eds., *Computer Vision – ECCV 2014*, 740–755. Cham: Springer International Publishing. ISBN 978-3-319-10602-1.
- Loshchilov, I.; and Hutter, F. 2017. Decoupled weight decay regularization. *arXiv preprint arXiv:1711.05101*.
- Mao, J.; Gan, C.; Kohli, P.; Tenenbaum, J. B.; and Wu, J. 2019. The Neuro-Symbolic Concept Learner: Interpreting Scenes, Words, and Sentences From Natural Supervision. In *International Conference on Learning Representations*.
- Min, S. Y.; Chaplot, D. S.; Ravikumar, P. K.; Bisk, Y.; and Salakhutdinov, R. 2022. FILM: Following Instructions in Language with Modular Methods. In *International Conference on Learning Representations*.
- Misra, D.; Bennett, A.; Blukis, V.; Niklasson, E.; Shatkhin, M.; and Artzi, Y. 2018. Mapping Instructions to Actions in 3D Environments with Visual Goal Prediction. In *Proceedings of the 2018 Conference on Empirical Methods in Natural Language Processing*, 2667–2678. Brussels, Belgium: Association for Computational Linguistics.
- Narayan-Chen, A.; Jayannavar, P.; and Hockenmaier, J. 2019. Collaborative Dialogue in Minecraft. In *Proceedings of the 57th Annual Meeting of the Association for Computational Linguistics*, 5405–5415. Florence, Italy: Association for Computational Linguistics.
- Nguyen, K.; and Daumé III, H. 2019. Help, Anna! Visual Navigation with Natural Multimodal Assistance via Retrospective Curiosity-Encouraging Imitation Learning. In *Proceedings of the 2019 Conference on Empirical Methods in Natural Language Processing and the 9th International Joint Conference on Natural Language Processing (EMNLP-IJCNLP)*, 684–695. Hong Kong, China: Association for Computational Linguistics.
- Nguyen, K.; Dey, D.; Brockett, C.; and Dolan, B. 2019. Vision-Based Navigation With Language-Based Assistance via Imitation Learning With Indirect Intervention. In *The IEEE Conference on Computer Vision and Pattern Recognition (CVPR)*.
- Padmakumar, A.; Thomason, J.; Shrivastava, A.; Lange, P.; Narayan-Chen, A.; Gella, S.; Piramuthu, R.; Tur, G.; and Hakkani-Tur, D. 2021. TEACH: Task-driven Embodied Agents that Chat. *arXiv preprint arXiv:2110.00534*.
- Pashevich, A.; Schmid, C.; and Sun, C. 2021. Episodic Transformer for Vision-and-Language Navigation. In *Proceedings of the IEEE/CVF International Conference on Computer Vision (ICCV)*, 15942–15952.
- Qi, Y.; Wu, Q.; Anderson, P.; Wang, X.; Wang, W. Y.; Shen, C.; and van den Hengel, A. 2020. REVERIE: Remote Embodied Visual Referring Expression in Real Indoor Environments. In *Proceedings of the IEEE Conference on Computer Vision and Pattern Recognition (CVPR)*.
- Ramrakhya, R.; Undersander, E.; Batra, D.; and Das, A. 2022. Habitat-Web: Learning Embodied Object-Search Strategies from Human Demonstrations at Scale. In *Proceedings of the IEEE/CVF Conference on Computer Vision and Pattern Recognition*, 5173–5183.
- Ronneberger, O.; Fischer, P.; and Brox, T. 2015. U-net: Convolutional networks for biomedical image segmentation. In *MICCAI*.
- Sakaguchi, K.; Bhagavatula, C.; Bras, R. L.; Tandon, N.; Clark, P.; and Choi, Y. 2021. proscript: Partially ordered scripts generation via pre-trained language models. *arXiv preprint arXiv:2104.08251*.
- Sethian, J. A. 1999. Fast marching methods. *SIAM review*, 41(2): 199–235.
- Shridhar, M.; Thomason, J.; Gordon, D.; Bisk, Y.; Han, W.; Mottaghi, R.; Zettlemoyer, L.; and Fox, D. 2020. ALFRED: A Benchmark for Interpreting Grounded Instructions for Everyday Tasks. In *IEEE/CVF Conference on Computer Vision and Pattern Recognition (CVPR)*.
- Shridhar, M.; Yuan, X.; Côté, M.-A.; Bisk, Y.; Trischler, A.; and Hausknecht, M. 2021. ALFWorld: Aligning Text and Embodied Environments for Interactive Learning. In *Proceedings of the International Conference on Learning Representations (ICLR)*.
- Song, C. H.; Kil, J.; Pan, T.-Y.; Sadler, B. M.; Chao, W.-L.; and Su, Y. 2022. One Step at a Time: Long-Horizon Vision-and-Language Navigation with Milestones. In *IEEE/CVF Conference on Computer Vision and Pattern Recognition (CVPR)*.
- Tan, H.; Yu, L.; and Bansal, M. 2019. Learning to Navigate Unseen Environments: Back Translation with Environmental Dropout. In *Proceedings of the 2019 Conference of the North American Chapter of the Association for Computational Linguistics: Human Language Technologies, Volume 1 (Long and Short Papers)*, 2610–2621.
- Thomason, J.; Murray, M.; Cakmak, M.; and Zettlemoyer, L. 2019. Vision-and-Dialog Navigation. In *Conference on Robot Learning (CoRL)*.

- Vasudevan, A. B.; Dai, D.; and Van Gool, L. 2021. Talk2Nav: Long-Range Vision-and-Language Navigation with Dual Attention and Spatial Memory. *Int. J. Comput. Vision*, 129(1): 246–266.
- Wang, X.; Huang, Q.; Celikyilmaz, A.; Gao, J.; Shen, D.; Wang, Y.-F.; Wang, W. Y.; and Zhang, L. 2019. Reinforced Cross-Modal Matching and Self-Supervised Imitation Learning for Vision-Language Navigation. In *Proceedings of the IEEE/CVF Conference on Computer Vision and Pattern Recognition (CVPR)*.
- Wang, X. E.; Jain, V.; Ie, E.; Wang, W. Y.; Kozareva, Z.; and Ravi, S. 2020. Environment-Agnostic Multitask Learning for Natural Language Grounded Navigation. In *Computer Vision – ECCV 2020: 16th European Conference, Glasgow, UK, August 23–28, 2020, Proceedings, Part XXIV*, 413–430. Berlin, Heidelberg: Springer-Verlag. ISBN 978-3-030-58585-3.
- Wolf, T.; Debut, L.; Sanh, V.; Chaumond, J.; Delangue, C.; Moi, A.; Cistac, P.; Rault, T.; Louf, R.; Funtowicz, M.; Davison, J.; Shleifer, S.; von Platen, P.; Ma, C.; Jernite, Y.; Plu, J.; Xu, C.; Scao, T. L.; Gugger, S.; Drame, M.; Lhoest, Q.; and Rush, A. M. 2019. HuggingFace’s Transformers: State-of-the-art Natural Language Processing.
- Yang, W.; Wang, X.; Farhadi, A.; Gupta, A.; and Mottaghi, R. 2019. Visual Semantic Navigation using Scene Priors.
- Zhu, W.; Hu, H.; Chen, J.; Deng, Z.; Jain, V.; Ie, E.; and Sha, F. 2020a. BabyWalk: Going Farther in Vision-and-Language Navigation by Taking Baby Steps. In *Proceedings of the 58th Annual Meeting of the Association for Computational Linguistics*, 2539–2556. Online: Association for Computational Linguistics.
- Zhu, Y.; Mottaghi, R.; Kolve, E.; Lim, J. J.; Gupta, A.; Fei-Fei, L.; and Farhadi, A. 2017. Target-driven visual navigation in indoor scenes using deep reinforcement learning. In *2017 IEEE International Conference on Robotics and Automation (ICRA)*, 3357–3364.
- Zhu, Y.; Zhu, F.; Zhan, Z.; Lin, B.; Jiao, J.; Chang, X.; and Liang, X. 2020b. Vision-Dialog Navigation by Exploring Cross-Modal Memory. In *IEEE/CVF Conference on Computer Vision and Pattern Recognition (CVPR)*.

A Implementation Details

JARVIS takes advantage of both connectionism and symbolism. Here we first introduce the learning details of the deep learning modules in JARVIS, followed by the symbolic commonsense reasoning. Then we introduce the task completion process of the JARVIS framework, shown in the Algorithm 1.

Learning Modules

Here we elaborate on the implementation details of the learning and symbolic reasoning modules in our framework, including language understanding and planning, semantic world representation, and goal transformer.

Language Understanding and Planning For data collection of the EDH task, we collect one data sample from each EDH instance. In each data sample, the input contains a history dialogue between the commander and the follower and history sub-goals that have been executed, and the output is the future sub-goals. We create special tokens $\langle \text{COM} \rangle$, $\langle \text{FOL} \rangle$ to concatenate different utterances of the dialogue, and $\langle \text{HIS} \rangle$ to concatenate the history sub-goals and dialogue. Note that the history sub-goals are not available in the training set, so we translate the provided history actions into history sub-goals by excluding all the navigation. For the Tfd task, we collect the whole dialog sequence and the whole ground truth future sub-goal sequence from each Tfd instance as input and output for training. We collect the same data scheme from seen validation EDH/Tfd instances for validation. We adapt the pre-trained BART-LARGE (Lewis et al. 2020) model and fine-tune the BART model separately on the collected training data for each task. We follow the Huggingface (Wolf et al. 2019) implementation for the BART model as well as the tokenizer. The BART model is finetuned for 50 epochs and selected by the best validation performance. We use the Adam optimizer with a learning rate of 5×10^{-5} . The maximum length of generated subgoal is set to 300, and the beam size in beam search is set to 4.

Semantic World Representation For Mask-RCNN (He et al. 2017), we use a model pre-trained on MSCOCO (Lin et al. 2014) data and fine-tune it on collected data from training environments of TEACH dataset. We get the ground truth data samples from the provided interface of AI2THOR. During training, the loss function is as follows:

$$L = L_{cls} + L_{box} + L_{mask} \quad (5)$$

Where L_{cls} is the cross entropy loss of object class prediction. L_{box} is a robust L_1 loss of bounding box regression. And L_{mask} is the average binary cross entropy loss of mask prediction, where the neural network predict a binary mask for each object class. Following Shridhar et al. (2021), we use the batch size of 4 and learning rate of 5×10^{-3} for Mask-RCNN training. We train for 10 epochs and select by the best performance on data in unseen validation environments.

For the depth prediction model, we use an Unet-based model architecture same as Blukis et al. (2021). We get the

images and ground truth depth frames from the training environments of TEACH dataset by AI2THOR (Kolve et al. 2017) too. The range of depth prediction is from 0-5 meters, with an interval of 5 centimeters. Thus, the depth prediction problem is formulated as a classification problem over 50 classes on each pixel. During training, the loss function is a pixel-wise cross entropy loss:

$$L = \text{CE}(D_{predict}, D_{gt}) \quad (6)$$

D_{gt} stands for ground truth depth and $D_{predict}$ stands for predicted depth. During training, we follow the training details in Blukis et al. (2021) and using the batch size of 4, learning rate of 1×10^{-4} . We train for 4 epochs and select by the best performance on data in unseen validation environments.

For semantic map construction, we first project the depth and semantic information predicted by learned models into a 3-D point cloud voxel, based on which we do vertical projection and build a semantic map of 240×240 for each object class and obstacle map. Each pixel represents a $5\text{cm} \times 5\text{cm}$ patch in the simulator.

Goal Transformer We collect one data sample from each EDH instance to train the Goal Transformer. The Goal Transformer takes the ground truth future sub-goals, history images, and history actions as inputs. We modify the prediction head of the Episodic Transformer to generate the actions in TEACH benchmarks (Padmakumar et al. 2021). The Goal Transformer uses a language encoder to encode the future sub-goals, an image encoder (a pre-trained ResNet-50) to encode the current and history images, and an action embedding layer to encode the history actions in order. The model is trained to predict future actions autoregressively. During training, we use the cross entropy loss between the ground truth future action A_{gt} and predicted future action, as is $A_{predict}$:

$$L = \text{CE}(A_{predict}, A_{gt}) \quad (7)$$

We follow the episodic transformer (E.T.) (Pashevich, Schmid, and Sun 2021) training details for the goal transformer model. The batch size is 8 and the training epoch is 20. We use the Adamw optimizer (Loshchilov and Hutter 2017) with a learning rate of 1×10^{-4} .

Symbolic Reasoning Here, we provide some details of the implementations of the symbolic reasoning part. In task-level commonsense reasoning, we mainly check sub-goals from two perspectives: properties and causality. For properties, we need to check whether the action is affordable for the object. Therefore, we define some object collections depending on the properties, including movable, sliceable, openable, toggleable, and supportable. We can determine the unreasonable sub-goals by checking whether the planned object can afford the corresponding action. Then, causality means whether the sub-goal sequence obey the causal relations, like "a knife in hand" should always be the prerequisite of "slice a bread". To achieve this purpose, we define some rules of prerequisites and solutions according to commonsense, including placing the in-hand object before picking something, removing the placing action if nothing

in hand, etc. To check the prerequisites, we assume all the previous sub-goals are completed and check if the agent’s states matches the desired states. If the current sub-goal and the agent’s state have causal conflict, we will use predefined solutions to deal with it. For example, we will remove $Place(agent, x)$ if there is nothing in the hand. We will add $Pick(agent, "Knife")$ before $Slice(agent, "Bread")$ if the agent do not grasp a knife in hand. The whole process can be found in Algorithm 2.

We consider both the semantic map and action states for action-level commonsense reasoning. In general, the agent updates the semantic map according to the observation of every step. We use the pixels change to detect whether the previous action success. To determine the next step, the agent must check whether the target object has been observed. If the target object has been observed, an FMM algorithm will plan a path to the closest feasible space. Otherwise, we will use the Goal Transformer to determine the next action for exploration. The action space of the Goal Transformer is all motion actions, including forwarding, backward, panning left, panning right, turning right, and turning left. During the movement to the target position, if the agent counterfaces unexpected collisions due to the error of the semantic map, the agent will save the current pose and the action from causing the collision. Then, the agent will first consider using the estimated motion action from Goal Transformer. But if the output action of GT is the same as the previous one leading to the collision, it will take a random motion action. After the agent reaches the target position, the agent will rotate and move around the place if the target object cannot be found in the current observation. If all attempts have been made and the object is still unobservable, the agent will consider it as a false detection situation and add the corresponding signal in the semantic map. The whole process can be found in Algorithm 3.

Task Completion Process of the JARVIS framework

We elaborate logic predicates for symbolic commonsense reasoning in Table 6. In Algorithm 1, we show the overall process when our JARVIS framework tries to finish an EDH or TfD tasks, which includes two algorithms to implement symbolic commonsense reasoning predicates: Algorithm. 2 describes semantic map building process and language planning process, which including the task-level commonsense reasoning. Algorithm. 3 describes the detailed action generation process with action-level commonsense reasoning.

Experiment Details for Two Agent Task Completion (TATC)

We experiment with our JARVIS framework on TATC task in three different settings, where there are different constraints about how much information will be available to the *Commander* for generating instructions. As in Table. 4, in the first setting named full info. setting, the *Commander* has all information about the current subgoal, eg. *pickup knife*, target object location and the ground truth segmentation of the target object in the view. In this setting, same as the setting

in Padmakumar et al. (2021), the *Commander* can specifically instructs where the *Followers* should interact to finish the current subgoal. In the second setting, we eliminate the ground truth segmentation of the target object from the information provided to the *Commander*. As a result, the *Commander* could still instruct the *Follower* to arrive near the target object but will not be able to explicitly tell the follower the ground truth location of the target object in the view. In the third setting, we further restrict the target object location (goal location) from the information to the *Commander* and thus the instruction generated from the *Commander* will not include any ground truth information about where the target object is.

B Notation Table

We describe the notation used in this paper in Table. 7.

C Case Study

In the EDH task, the agent can process history dialog and execute sub-goals, and plan future actions to complete the task. With well-designed Symbolic Commonsense Reasoning module, the agent can efficiently navigate to the target location and execute planned actions, as shown in Figure. 3. In the TfD task, the agent is able to understand the dialog and break down the whole task into future sub-goals, and execute it correctly, as in Figure. 4.

We also show an example of one classic error of episodic transformer in 3(b). The E.T. model will repetitively predict “Forward” when facing the wall, or “Pickup Place” in some other cases. This is because the agent can not correctly and robustly infer correct actions from all the input information.

Figure. 5 illustrates how our JARVIS framework can be adapted to the TATC task under the setting that the commander can acquire state changes needed to be complete, ground truth segmentation, and object location. The symbolic commonsense reasoning action module of our JARVIS-based follower can generate actions to complete the sub-goals provided by the commander.

D Error Analysis

According to Table. 8, we find that all failed tasks include at least one action failure. For the shorter tasks, like EDH, the dominant situation is “Action failures are less than 30 times”, while the longer tasks, like TfD and TATC, include even more action failures due to more sub-goals. To this aspect, we further analyze the action failure reason as in Table. 9, which shows a quantitative analysis of the failed actions categories in the validation set. We randomly sampled 50 failure episodes in both seen and unseen splits and computed the average ratio of each action failure category in all the failed actions. From Table. 9, we notice that ‘Blocked when moving’ is the most frequent cause of failure action in all the three tasks, EDH, TfD, and TATC. The main reason is that errors in depth prediction cause semantic obstacle map errors. Besides, ‘Too far to interact’ is also mainly caused by wrongly predicting the 3D location of an object. To solve this, we need to improve the precision of the depth prediction model or design a more delicate and robust algorithm to

Table 6: Logic predicates for symbolic commonsense reasoning.

Task Common Sense		Action Common Sense	
$Movable(x)$	True if x can be moved by the agent.	$IsEmpty(x)$	True if location x is empty in map.
$Slicedable(x)$	True if x can be sliced into parts.	$Observe(x)$	True if x is observed.
$Openable(x)$	True if x can be opened or closed.	$Success(x, y)$	True if action x can be executed at state y .
$Toggleable(x)$	True if x can be toggled on or off.	$Near(x, y)$	True if the distance from the agent to x is smaller than y .
$IsReceptacle(x)$	True if x can support other objects.	$Move(x, y)$	$\exists P \subset V, \forall i \in P, IsEmpty(i)$ where V is the all possible paths from y to x .
$IsGrasped(agent)$	True if agent has grasped something.	$Collision(x, y)$	$Move(x, y) \wedge \neg Success(x, y)$
$Pick(agent, x)$	$\neg IsGrasped(agent) \wedge Moveable(x)$	$Target(x, y)$	$Observe(x) \wedge Move(x, y)$
$Place(agent, x)$	$IsGrasped(agent) \wedge IsReceptacle(x)$	$Interactive(action, x)$	$Observe(x) \wedge Near(x, 0.5)$
$Slice(agent, x)$	$Pick(agent, "Knife") \wedge Sliceable(x)$	$Ignore(action, x)$	$\neg Observe(x) \wedge Near(x, 0.5)$ after exploring around x for several times.

Algorithm 1: Task Completion Process of the JARVIS framework

Require: History observations $V_history$, History agent actions $A_history$, Utterance u

```

1:  $G\_future, M\_semantic \leftarrow \text{Algorithm } 2(V\_history, A\_history, u)$ 
2:  $pointer \leftarrow 0$ 
3:  $fail\_times, step \leftarrow 0, 0$ 
4:  $need\_stop \leftarrow False$ 
5:  $a\_prev \leftarrow A\_history[-1]$  ▷ The previous action will be the last one in the history actions.
6:  $v\_curr, success\_execute \leftarrow \text{Simulator.Step}(a\_prev)$ 
7: while not  $need\_stop$  do
8:    $a\_next, M\_semantic, pointer \leftarrow \text{Algorithm } 3(a\_prev, v\_curr, M\_semantic, pointer, G\_future)$ 
9:    $v\_curr, success\_execute \leftarrow \text{Simulator.Step}(a\_next)$ 
10:   $a\_prev \leftarrow a\_next$ 
11:   $step \leftarrow step + 1$ 
12:  if not  $success\_execute$  and  $a\_prev$  is a interaction action then
13:     $fail\_times \leftarrow fail\_times + 1$ 
14:  end if
15:  if  $fail\_times \geq 30$  or  $step \geq 1000$  or  $a\_next$  is "Stop" then
16:     $need\_stop \leftarrow True$ 
17:  end if
18: end while

```

Table 7: Primary notation table.

Symbol	Description
\mathcal{A}	The action space.
A	A random variable representing the action sequence.
a_t	A specific action at time t .
\mathcal{f}	The environment state space.
s_i	The initial state.
s_f	The final state.
D	Dialogues consisting of pairs of players and utterance.
p	The players which can only be <i>Commander</i> or <i>Follower</i> .
u	The utterance.
V	A random variable representing the visual input of the <i>Follower</i> .
G	The sequence of sub-goals which is an intermediate guidance used for making decisions.

update the semantic map. The second frequent failure action is ‘Object not found at the location or cannot be picked up,’ which could be due to the wrong predicted location of an object by Mask R-CNN. Moreover, it is also likely caused by the situation where the target object is inside a receptacle that needs to be open first, as in Figure. 6(a). ‘Invalid position for placing the held object’ is also mainly caused by the segmentation error of Mask R-CNN. Thus, improving the ability of two perception models is the most effective way to avoid failure actions.

Other frequent reasons for failure are ‘Cannot place without holding any object,’ ‘Hand occupied when picking up,’

Table 8: Average action failure rate on validation set for EDH, TfD and TATC tasks. When the time of action failure in a session reaches 30, the session will be forced to end, causing a task failure. The action failure exist widely in sessions.

Failure Mode	EDH(%)	TfD(%)	TATC(%)
No action failure	4.0	17.0	5.8
Action failures exist but are less than 30 times	78.8	79.9	69.0
Action failures reaches 30 times	17.2	3.1	25.2

and ‘Knife not in hand when cutting.’ These are because of the wrong judgment of whether the former ‘Place’ and ‘Pickup’ actions have succeeded. For example, the agent might think it has picked up the knife, while it failed to pick up in fact, which causes the latter ‘Knife not in hand when cutting.’ We need to further refine our Symbolic Commonsense Reasoning Action module for these cases.

Instead of the failed actions, a miss-recognized object will also lead to an unsuccessful task. As in Figure 6(b), the tomato is falsely recognized as an apple, which leads to a failure when the target object is about “Tomato”. Additionally, the false sub-goals estimations also contribute to the

Table 9: Action failure categorization result on a sub-set of validation set for all three tasks. The numbers show the rate of a certain failure action occurs among the total action failure time.

Action failure reason	EDH(%)	TfD(%)	TATC(%)
Hand occupied when picking up	3.20	1.46	1.04
Knife not in hand when cutting	3.12	1.82	1.36
Target object not support open/close	0.21	0.36	0.83
Cannot open when running	0.07	0.80	0.31
Blocked when moving	40.81	40.74	47.34
Collide when rotating	5.68	3.57	0.63
Collide when picking up	0.14	0.00	0.10
Invalid position for placing the held object	9.37	7.94	4.28
Too far to interact	8.52	10.13	4.28
Pouring action not available for the held object	1.13	1.82	0.10
Object not found at location or cannot be picked up	21.50	19.39	28.26
Cannot place without holding any object	6.17	11.30	8.03
Collide when placing	0.00	0.00	0.21
Target receptacle full when placing	0.07	0.66	3.23

failures in task completion. In Section 4, we quantitatively analyze the performance of the Language Planning Module in the JARVIS framework. Here, we show a typical qualitative error result in Fig. 7. According to the dialog, the ground truth future sub-goals need the follower to put all potatoes on the plate. However, the estimated sub-goals indicate one slice of potatoes and tomatoes will be put on the plate, which will cause the unsatisfied state changes.

Algorithm 2: Semantic Map Building and Language Planning

Require: History observations $V_history$, History agent actions $A_history$, Utterance u **Ensure:** Future Subgoals G_future , Semantic map $M_semantic$

```
1:  $G\_history \leftarrow \{\}$ 
2:  $M\_semantic \leftarrow \{\}$ 
3:  $pointer \leftarrow 0$ 
4:  $need\_nav \leftarrow False$ 
5:
6: function TASKCOMMONSENSEPROCESS( $G$ )
7:    $picked\_object \leftarrow None$ 
8:   for  $i \leftarrow 0$  to  $G.length$  do
9:      $a_i \leftarrow G[i].action$ 
10:     $object_i \leftarrow G[i].target\_object$ 
11:    if  $a_i$  is PickUp then
12:      if Movable( $object_i$ ) then
13:        if  $picked\_object$  is not None then
14:          Add [Place, CounterTop] into  $G$  before step  $i$ 
15:        end if
16:         $picked\_object \leftarrow object_i$ 
17:      else
18:        Remove  $a_i$  from  $G$ 
19:      end if
20:    else if  $a_i$  is Place then
21:      if IsReceptacle( $object_i$ ) then
22:         $picked\_object \leftarrow None$ 
23:      else
24:        remove  $a_i$  from  $G$ 
25:      end if
26:    else if  $a_i$  is Slice then
27:      if Sliceable( $object_i$ ) then
28:        if  $picked\_object$  is not "Knife" then
29:          if  $picked\_object$  is not None then
30:            Add [[Place, CounterTop], [PickUp, Knife]] into  $G$  before step  $i$ 
31:          else
32:            Add [PickUp, Knife] into  $G$  before step  $i$ 
33:          end if
34:           $picked\_object \leftarrow "Knife"$ 
35:        end if
36:      else
37:        remove  $a_i$  from  $G$ 
38:      end if
39:    else if ( $a_i$  is in [Open, Close] and not Openable( $object_i$ ))
40:      or ( $a_i$  is in [ToggleOn, ToggleOff] and not Toggleable( $object_i$ )) then
41:      remove  $a_i$  from  $G$ 
42:    end if
43:  end for
44: end function
45: for  $i \leftarrow 0$  to  $t - 1$  do
46:    $a_i \leftarrow A\_history[i]$ 
47:    $v_i \leftarrow V\_history[i]$ 
48:   if  $a_i$  is in interaction\_action then
49:      $Target\_object \leftarrow a_i.target\_object$ 
50:     if  $need\_nav$  then
51:        $G\_history \leftarrow G\_history + [Navigate, Target\_object] +$ 
52:        $[a_i.action\_name, Target\_object]$ 
53:     else
54:        $G\_history \leftarrow G\_history + [a_i.action\_name, Target\_object]$ 
55:     end if
56:   else
57:      $need\_nav \leftarrow True$ 
58:      $M\_semantic \leftarrow ObservationProject(v_i, a_i, M\_semantic)$ 
59:   end if
60: end for
61:  $G\_future \leftarrow LanguagePlanner(G\_history, u)$ 
62:  $G\_future \leftarrow TaskCommonSenseProcess(G\_future)$ 
63: Initialize Goal Transformer with  $V\_history, A\_history, G\_history$ 
```

Algorithm 3: Action Generation with Action Commonsense Reasoning


Require: Previous action a_{t-1} , Current observation v_t , Semantic map M_{t-1} , Subgoal pointer $pointer_{t-1}$, Future subgoal G_future

Ensure: Next action a_t , Updated semantic map M_t , Updated subgoal pointer $pointer_t$

```
1:  $stop\_navigate \leftarrow False$ 
2:  $a_t \leftarrow None$ 
3:  $previous\_success \leftarrow CheckSuccess(v_t)$ 
    $\triangleright$  True if the pixel changes between current and previous observation are larger than a threshold.
4: if  $previous\_success$  then
5:    $pointer_t \leftarrow pointer_{t-1} + 1$ 
6:    $ExecutePostActionProcess(a_{t-1})$ 
    $\triangleright$  post-process on the previous action, leading to the changes of states in the planner
7:    $M_t \leftarrow ObservationProject(v_t, a_{t-1}, M_{t-1})$ 
8: else
9:    $pointer_t \leftarrow pointer_{t-1}$ 
10:   $M_t \leftarrow UpdateCollision(a_{t-1}, M_{t-1})$ 
11: end if
12:  $g_t \leftarrow G\_future[pointer_t]$ 
13:  $Goal\_ET\_action \leftarrow Goal\_Transformer.GetNextAction(v_t, a_{t-1}, g_t)$ 
14:  $object_t \leftarrow g_t.target\_object$ 
15:  $target\_observed \leftarrow Observe(object_t)$ 
    $\triangleright$  True if the target object is observed in the current observation.
16:  $target\_found \leftarrow FindInMap(object_t, M_t)$ 
    $\triangleright$  True if the target object can be found in the semantic map
17: if  $target\_found$  then
18:    $stop\_navigate \leftarrow Near(object_t, 0.5)$ 
    $\triangleright$  True if the distance to the target object is closer than 0.5 meter.
19:   if  $stop\_navigate$  then
20:     if  $target\_observed$  then
21:        $a_t \leftarrow Interaction(g_t.action, object_t)$ 
22:     else
23:        $a_t \leftarrow FindTargetNearDestination(M_t)$ 
        $\triangleright$  The agent needs to do some delta move around the destination when it cannot find the object in the observation.
24:     end if
25:   else
26:      $a_t \leftarrow FMM(object_t, M_t)$ 
27:   end if
28: else
29:    $a_t \leftarrow Goal\_ET\_action$ 
30: end if
31: if not  $previous\_success$  and  $a_t$  is equal to  $a_{t-1}$  then
32:    $a_t \leftarrow GenerateRandomFesibleAction(M_t)$ 
    $\triangleright$  The function will return a random movement action with considering the collision set
33: end if
```



(a)



(b)

Figure 3: EDH example. (a) shows an example of our JARVIS in EDH task, where the inputs are dialog history and sub-goal history (converted from action history input). The inputs are first interpreted by the Language Parsing Module to become sub-goals. Then, our Symbolic Reasoning Module will generate action predictions. The predicted actions will change the follower’s egocentric views and the semantic map will be built up and completed gradually. ① shows the agent is opening the fridge ② shows the agent has placed the knife and navigate back to the fridge. ③ shows the agent is picking up the potato. (b) is an example demonstrating a typical way of how Episodic Transformer fails on EDH task. In this case, the E.T. model predicts “Forward” repetitively even facing the wall, therefore stuck at the current position.

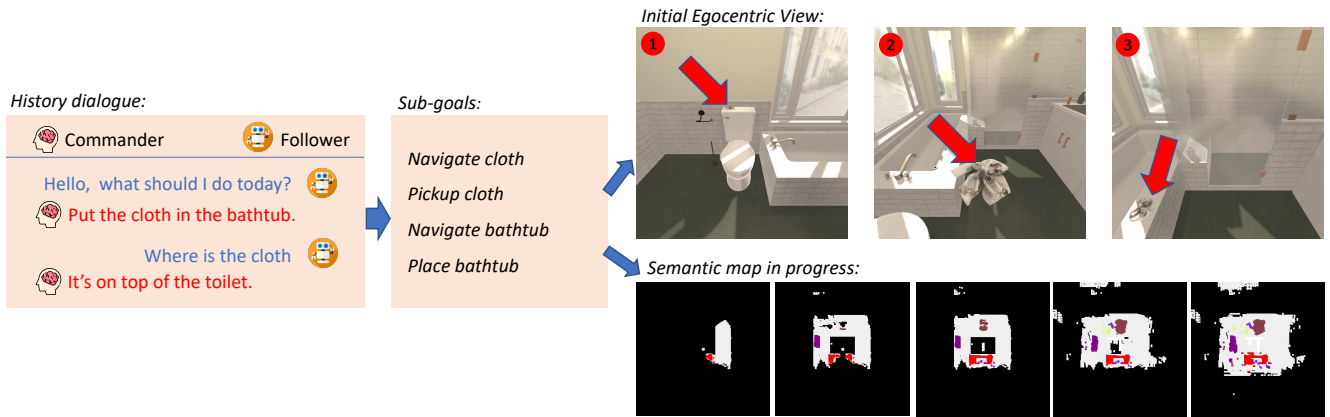


Figure 4: Successful Tfd example from our JARVIS framework. According to the dialog, the language planner estimate four future sub-goals: ("Navigate cloth", "PickUp Cloth", "Navigate Bathtub", "Place Bathtub"). Then with the symbolic reasoning module, interaction and navigation actions are predicted. ① shows the agent is finding the cloth. ② shows the agent has picked up the cloth and then found the bathtub. ③ shows the agent can correctly put the cloth on the bathtub.



Figure 5: Successful TATC example about “Water the plant”. With our JARVIS framework, we design a rule-based commander to generate templated commands. By using SearchObject API, the commander can also provide a ground truth viewing position and rotation in a room coordinate for navigation commands. For example, in ①, the commander provides that position (3, 5.25) and rotation 270° is the optimal position for the target object “Faucet”. For the interaction actions, the commander can also acquire a ground truth segmentation for the target object from the ground truth viewing position, with the assumption that the follower arrives at the same position, the acquired segmentation result can be used for generating an interaction action position. For example, in ③, (0.7,0.37) corresponds to a point in the follower’s egocentric view where the mug can be placed at. In ②. After the commander provides the instructions, our JARVIS-based follower will generate actions to complete the sub-goal-like instructions. When the predicted actions are implemented, the follower will inform the commander and ask for a new task.



Figure 6: Action failure examples

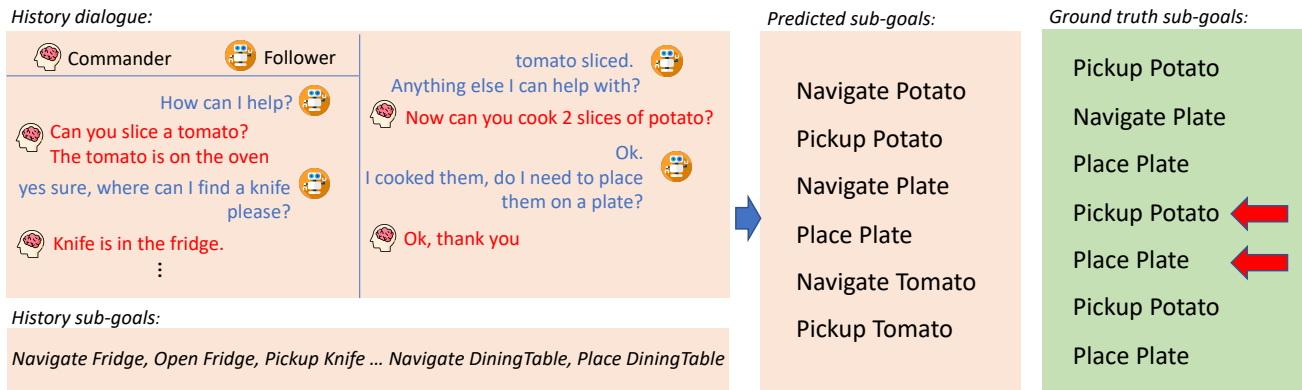


Figure 7: An example of sub-goal estimation failure. The predicted sub-goal lacks two important sub-goal as pointed by the red arrows, which causes the task failure in the end.