

Revisiting Code Search in a Two-Stage Paradigm

Fan Hu^{a,†} Yanlin Wang^{b,§,‡} Lun Du^c Xirong Li^a Hongyu Zhang^d Shi Han^c Dongmei Zhang^c

^aSchool of Information, Renmin University of China

^bSchool of Software Engineering, Sun Yat-sen University

^cMicrosoft Research Asia ^dThe University of Newcastle

{hufan_hf, xirong}@ruc.edu.cn {lun.du, shihan, dongmeiz}@microsoft.com

hongyu.zhang@newcastle.edu.au, wangylin36@mail.sysu.edu.cn

ABSTRACT

With a good code search engine, developers can reuse existing code snippets and accelerate software development process. Current code search methods can be divided into two categories: traditional information retrieval (IR) based and deep learning (DL) based approaches. DL-based approaches include the cross-encoder paradigm and the bi-encoder paradigm. However, both approaches have certain limitations. The inference of IR-based and bi-encoder models are fast, however, they are not accurate enough; while cross-encoder models can achieve higher search accuracy but consume more time. In this work, we propose TOSS, a two-stage fusion code search framework that can combine the advantages of different code search methods. TOSS first uses IR-based and bi-encoder models to efficiently recall a small number of top-k code candidates, and then uses fine-grained cross-encoders for finer ranking. Furthermore, we conduct extensive experiments on different code candidate volumes and multiple programming languages to verify the effectiveness of TOSS. We also compare TOSS with six data fusion methods. Experimental results show that TOSS is not only efficient, but also achieves state-of-the-art accuracy with an overall mean reciprocal ranking (MRR) score of 0.763, compared to the best baseline result on the CodeSearchNet benchmark of 0.713.

1 INTRODUCTION

Code search is an important task in software engineering as it helps software development and maintenance [17, 27]. With a well-developed code search system, developers can search for code snippets with natural language and reuse previously written code to accelerate software development. With the advent of a large corpus of open source code, finding semantic relevant code snippets among massive code snippets given natural language queries has become one of the key challenges in this field [1].

[§]Yanlin Wang is the corresponding author.

[†]Work done during internship at Microsoft Research Asia

[‡]Work done at Microsoft Research Asia

Permission to make digital or hard copies of all or part of this work for personal or classroom use is granted without fee provided that copies are not made or distributed for profit or commercial advantage and that copies bear this notice and the full citation on the first page. Copyrights for components of this work owned by others than ACM must be honored. Abstracting with credit is permitted. To copy otherwise, or republish, to post on servers or to redistribute to lists, requires prior specific permission and/or a fee. Request permissions from permissions@acm.org.

Conference acronym 'XX, 2022, Woodstock, NY

© 2022 Association for Computing Machinery.

ACM ISBN 978-1-4503-XXXX-X/18/06...\$15.00

<https://doi.org/XXXXXXX.XXXXXXX>

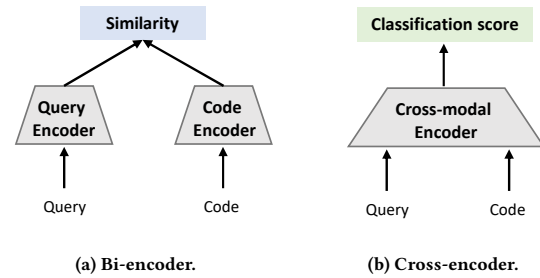


Figure 1: The concept diagram of bi-encoder and cross-encoder code search models. Bi-encoder models are fast as the code embeddings can be pre-calculated offline. While cross-encoder models perform full-attention over the input pair of query and code, which could gain more information.

Existing code search methods can be mainly divided into two categories, traditional information retrieval (IR) based (text matching) methods [11, 16, 18, 18, 21, 23, 29, 32] and deep learning (DL) based methods [4, 5, 8–10, 12, 14, 22]. However, neither is ideal for applying the techniques to real world scenarios, especially when the size of the searched codebase is huge. (1) IR-based methods are fast in terms of inference time, however, they are often not accurate. (2) On the contrary, DL-based methods can achieve higher performance, however, they are usually slower because of large models. Specifically, there are mainly two paradigms of model architecture in existing DL-based code search methods: cross-encoder paradigm [5, 12] and bi-encoder paradigm [9, 10, 14, 22]. As described in Figure 1, cross-encoders perform full-attention over the input pairs of query and code, while bi-encoders map each input (query or code) independently into a dense vector space. The trade-off of efficiency and effectiveness also exist between these two paradigms: cross-encoders achieves better accuracy than bi-encoders. As the code embeddings can be pre-calculated and stored, bi-encoders are more efficient than cross-encoders. For many applications cross-encoders are not practical as they cannot produce separate embeddings for effective comparing or searching.

In this work, we systematically study the trade-offs between effectiveness and efficiency of existing code search methods. We aim to find out a combined solution that can not only keep the high search performance of cross-encoders but also reduce searching time. We select and reproduce nine code search methods with publicly available implementations on the CodeSearchNet [14] dataset.

Firstly, we study the effect of different pre-processing operations in the code search task and find a proper pre-processing method that can boost the code search performance of text matching methods. Secondly, we systematically analyze the search performance, inference time, and recall results of these methods. We find that different methods are complementary to a certain extent. Therefore, adopting the classic two-stage or multi-stage retrieval idea in the field of information retrieval, we design **TOSS**, a **Two-Stage fuSion** code Search framework. The first stage recalls a certain number (top-k) of code snippets using text matching or bi-encoder methods and the second stage uses fine-grained cross-encoders for reranking the code snippets recalled in the first stage. Finally, through extensive experiments, we find that improving recall diversity by combining the recalled code snippets from different first-stage models can improve the overall code search performance. Our proposed method in the two-stage paradigm is not only efficient but also effective - it achieves the state-of-the-art results with an overall mean reciprocal ranking (MRR) score of 0.763, which is 7.1% higher than the best baseline method. Besides, with the retrieval results of different models, one may consider the data fusion methods of IR, such as Max, Min, and so on. We also compare TOSS with the six data fusion methods described in Section 2.2. We position this work as a starting point research for exploring multi-stage retrieval in the code search task, and we provide tools as the playground for the community to do more exploration in our framework.

The contributions of this work can be summarized as:

- We build a two-stage recall & rerank framework for the code search task and adapt existing methods to this framework to improve the effectiveness and efficiency of code search.
- We propose a multi-channel recall method that improves recall diversity and code search performance in the two-stage paradigm.
- Through extensive experiments, we show the effectiveness of the proposed two-stage paradigm under different scenarios and data volumes.

2 RELATED WORK

2.1 Code search methods

Early explorations [11, 16, 18, 21, 23, 29, 32] on code search mainly apply information retrieval (IR) techniques directly, which regard code search as a text matching task. Queries and code snippets are both regarded as plain text. The traditional text matching algorithms include BOW (bag-of-words) [24], Jaccard [15], TF-IDF (term frequency-inverse document frequency) [20], BM25 [19], and extended boolean model [16].

Since the cross-modal semantic gap is the major challenge for IR-based code search methods, researchers have explored many machine learning/deep learning based approaches [5, 9, 10, 12–14, 22, 26, 28] to capture the correlation between query and code from large-scale training data. Machine learning based code search models [9, 22] typically learn an embedding for query and code, and then calculate cross-modal similarity in a shared vector space. Early work on neural approaches to code search includes CODEnn [9], which uses RNN to jointly embed code snippets and natural language queries into a high-dimensional vector space. Husain et al. [14] proposed the CodeSearchNet benchmark and four baselines

for code search, i.e., NBoW, 1D-CNN, biRNN, and SelfAtt. After the large-scale pre-training model BERT [3] was proposed, Feng et al. [5] proposed CodeBERT, which is a model pre-trained on unlabeled source code and comments.

For transformer-based code search methods, there are mainly two types of methods: bi-encoder and cross-encoder architecture. GraphCodeBERT [10] is a bi-encoder method, which encodes query and code into dense embeddings independently. CodeBERT [5] and CoCLR [12] are cross-encoders, where query and code are jointly encoded and we get a score that predicts whether a code answers a given query. Cross-encoder models process the query paired with each candidate code sequence, which is helpful to capture the relationship between two modalities (natural language and programming language). The concept diagram of bi-encoder and cross-encoder model is shown on Figure 1.

2.2 Fusion methods

In the code search field, the fusion of IR, bi-encoder and cross-encoder code search methods are rarely explored. Some researchers have tried to use IR-based methods to improve the ML code search models. Sachdev et al. [22] used Word2vec method to get word embedding and aggregate representation of all the words with TF-IDF weights. Xie et al. [31] calculated code similarity based on Siamese Neural Network. The weights of the word embeddings are fitted by TF-IDF. Recently, Gotmare et al. [7] proposed CasCode to fuse bi-encoder and cross-encoder models. However, CasCode only fuses the recall results of one bi-encoder model. In contrast, we propose a two-stage paradigm to fuse IR, bi-encoder and cross-encoder code search methods, which significantly improve the search performance and have a relatively fast search speed.

For fusion of the retrieval results of different source, one may consider the unsupervised data fusion method proposed in the information retrieval community, such as CombANZ [6, 25], Max, Min, CombMNZ [6, 25], CombSUM [6, 25] and BordaCount [2]. The CombANZ method combines the similarity scores by computing the average of the non-zero scores. The Max and Min methods combine the similarity score sets by selecting the maximum or minimum one as the final score. The CombMNZ combines the similarity scores by multiplying the summation of all scores with the number of non-zero scores assigned to the method. The CombSUM combines the similarity scores by simply summing up their scores. The Borda count converts the similarity scores into ranks - codes with higher scores would obtain smaller ranks. For each element, this method sums up the ranking points of an element given by a set of models. The ranking point of a code is defined as the subtraction of the code's rank in the list from the total number of codes in the codebase.

Our two-stage code search paradigm TOSS is different from data fusion methods. Instead of fusing similarity score sets, TOSS first recalls high-quality code snippets with first stage models, and then re-ranks this candidate set according to the second stage model.

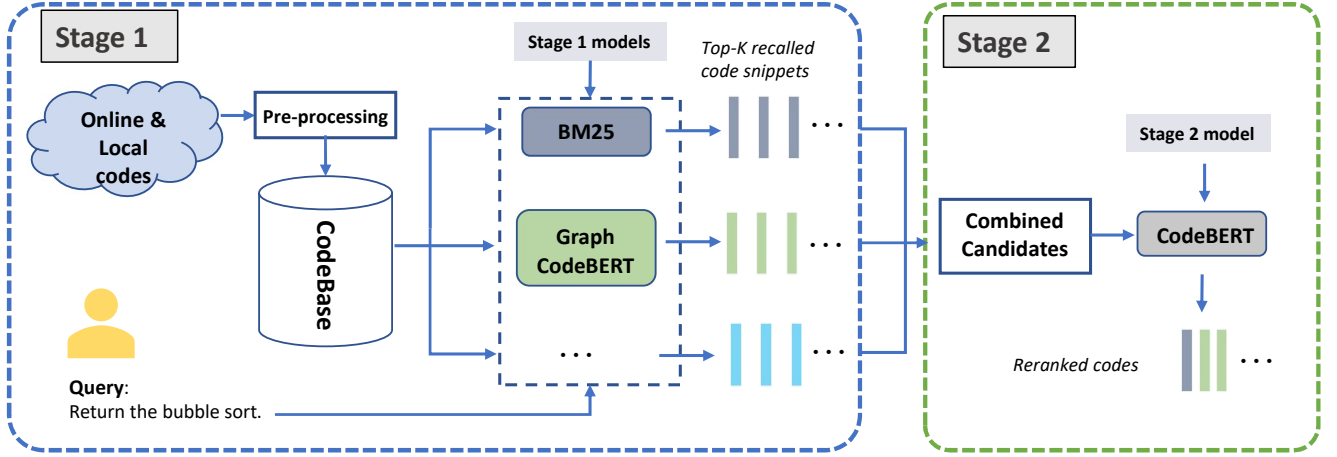


Figure 2: The overall framework of our two-stage paradigm TOSS.

3 FRAMEWORK

3.1 Preliminaries

Given a query q and a codebase C , the goal of code search is to find the best code snippet that matches the query q from the codebase C . Current code search methods can be uniformly formulated as follows:

$$\max_{c \in C} \mathcal{M}(c, q), \quad (1)$$

where $\mathcal{M}(\cdot, \cdot)$ is a similarity function to compute the match degree of the given query and a code snippet. The main difference of various code search methods is the design of the similarity function $\mathcal{M}(\cdot, \cdot)$.

For a traditional IR-based code search method, the similarity function $\mathcal{M}_{IR}(\cdot, \cdot)$ is designed as a text-based matching function. For instance, BOW (bag of words) is to count the number of different words within the query and the code snippets, respectively. It then forms vector representations and conducts cosine similarity calculation.

For a bi-encoder deep-learning model, we first transform the textual representations of the query q and the code snippets c to vector representations e_q and e_c by neural network encoders, and then calculate the similarity (or distance) measures in Euclidean space such as Cosine similarity or Euclidean distance to obtain the cross-modal similarity score s_{bi} . The calculation can be formalized as follows:

$$\begin{cases} e_q = \Gamma(q) \\ e_c = \Gamma'(c), c \in C \\ s_{bi} = \text{sim}(e_q, e_c) \end{cases} \quad (2)$$

where Γ and Γ' are two well-trained neural network encoders that can be the same networks or different networks according to the customized settings. So the measure function in a bi-encoder deep-learning model is defined as $\mathcal{M}_{BI}(\cdot, \cdot) = \text{sim}(\Gamma(\cdot), \Gamma'(\cdot))$. The neural network encoders Γ and Γ' are learned from labeled paired data.

For a cross-encoder deep-learning model, we concatenate the query and the code snippet, and input them to a neural network model to directly calculate the cross-modal similarity s_o :

$$s_o = \mathcal{M}_O([q, < SEP >, c]), \quad (3)$$

where $< SEP >$ represents the separator between query and code. Since the embeddings of code snippets cannot be calculated offline, the search speed is always slower than the other two types of methods.

3.2 Two-stage code search paradigm

Figure 2 depicts the overall framework of our two-stage code search paradigm TOSS. Instead of directly selecting the best code snippet according to the overall target Eq. (1), the two-stage code search paradigm firstly recalls a candidate set of code snippets with a recall similarity function \mathcal{M}_{recall} and then re-ranks the candidate set according to a ranking similarity function \mathcal{M}_{rank} . Formally:

$$\text{First Stage : } C_{sub} = \arg \max_{C' \subset C, |C'|=K} \sum_{c \in C'} \mathcal{M}_{recall}(c, q), \quad (4)$$

$$\text{Second Stage : } c_* = \arg \max_{c \in C_{sub}} \mathcal{M}_{rank}(c, q), \quad (5)$$

where C_{sub} is the candidate set that contains top K code snippets with the recall similarity function \mathcal{M}_{recall} , and c_* is the final selected code snippet after re-ranking. The recall method \mathcal{M}_{recall} would be fast but lack accuracy, while the ranking method \mathcal{M}_{rank} could be complex. This code search paradigm enables a more accurate but time-consuming similarity function \mathcal{M}_{rank} , especially when the code base is very large.

In addition, by applying multiple search methods in the recall stage, we can incorporate the advantages of different methods and increase the diversity of the candidate set. TOSS uses m fast first-stage models for recall, and then combine those returned code snippet sets as the final candidate set. It can be formalized as:

$$C_{sub}^{(i)} = \arg \max_{C' \subset C} \sum_{c \in C', |C'|=K} \mathcal{M}_{recall}^{(i)}(c, q), \text{ for } 0 < i \leq m \quad (6)$$

$$C_{combine} = \bigcup_i C_{sub}^{(i)}, \quad (7)$$

where $C_{sub}^{(i)}$ is the recalled top K candidate set according to the i -th recall method, and $C_{combine}$ is the final candidate set.

In conclusion, we expect this two-stage framework to accomplish two objectives: improved search performance and reduced search

time. More specifically: (1) High-quality code snippets can be recalled in the first stage and ranked higher in the fine-grained second stage re-ranking. (2) The two-stage paradigm should considerably reduce research time by recalling a small set of code candidates for second stage re-ranking.

4 EXPERIMENTAL DESIGN

4.1 Datasets

We conduct experiments on the widely used CodeSearchNet [14] dataset. Following Guo et al. [10], we filter low-quality queries and expand the retrieval set to the whole code corpus. Note that we use the CodeSearchNet Python dataset, which contains 14,918 queries and 43,827 code candidates, in most of the experiments. We also generalize our findings to multiple programming languages with the full CodeSearchNet dataset in Section 5.5.

4.2 Baselines

We select code search baselines to study based on their representativeness and their availability. The baselines that satisfy the following three criteria are chosen: 1) The source code is publicly available. 2) The overall model is adaptable to all the six programming languages in the CodeSearchNet dataset. 3) The paper is peer reviewed if it is proposed in a research paper. As a result, we select nine code search baselines and divide them into three categories: IR-based text matching methods (Jaccard [15], BOW [24], TFIDF [20], and BM25 [19]), cross-encoder deep learning based methods (CodeBERT [5] and CoCLR [12]), and bi-encoder deep learning based methods (CODEnn [9], GraphCodeBERT [10] and CodeBERT-bi).

- **Jaccard.** We use `jaccard_score`¹ from the `sklearn` python package to implement the Jaccard similarity method.
- **BOW.** We use `CountVectorizer`² to convert a query or code to a vector of token counts. The cross-modal similarity is then calculated by cosine similarity of code and query vectors.
- **TFIDF.** We use `TfidfVectorizer`³ to convert a query or code to a vector of TF-IDF features. The cross-modal similarity is calculated by cosine similarity of code and query TF-IDF features.
- **BM25.** We use the python package `Rank-BM25`⁴ to implement the BM25 similarity.
- **CODEnn.** CODEnn is proposed in DeepCS [9], which jointly embeds code snippets and natural language descriptions into a high-dimensional vector space with LSTM. We use the implementation from their released repository⁵.
- **CodeBERT.** A bi-encoder Transformer-based pre-trained model for programming language and natural language. We use the implementation from their released repository.⁶

- **CoCLR.** A CodeBERT-based contrastive learning method for code search. We use the implementation from their released repository.⁷
- **GraphCodeBERT.** A dataflow aware pre-trained model based on CodeBERT. We use the implementation from their released repository.⁸
- **CodeBERT-bi.** CodeBERT bi-encoder variant described in the Appendix of the original paper [5], where CodeBERT first encodes query and code separately, and then calculates the similarity by dot product.

4.3 Evaluation metrics

To evaluate the performance of code search models, we apply two popular evaluation metrics on the test set: MRR (Mean Reciprocal Ranking) and R@K (top-K accuracy, K=1, 5, 10, 100, 1000). They are commonly used for in previous code search studies [5, 9, 10, 12, 14, 16, 22]. The higher the MRR and R@K values, the better the code search performance. In addition, we report per query search time as the efficiency measure.

4.4 Experimental settings

For training, we use the default hyper-parameter settings provided by each method. For evaluation, the batch size is 256. For bi-encoder models, since source code can be processed offline, we do not include this computation cost in search time calculation. All experiments are conducted on a machine with Intel Xeon E5-2698v4 2.2Ghz 20-Core CPU and one Tesla V100 32GB GPU.

4.5 Research questions

To evaluate the effectiveness of the proposed approach, we answer the following research questions:

- **RQ1:** How effective are different code pre-processing methods for text matching methods?
- **RQ2:** How do different baseline methods perform in terms of search performance and search efficiency?
- **RQ3:** How effective is the proposed paradigm TOSS in different settings?
- **RQ4:** How effective is the proposed paradigm TOSS under different code volumes?
- **RQ5:** How effective is the proposed two stage paradigm for multiple programming languages compared to the baseline methods?

5 EXPERIMENTAL RESULTS

5.1 The impact of different pre-processing operations (RQ1)

With the advent of deep learning approaches for code search, traditional IR-based code search approaches are often considered weak baselines [10, 14]. However, the IR-based approaches also have their own advantages, such as simplicity, training-free, and fast search speed, etc. Since text search methods are very sensitive to data pre-processing methods [30], we investigate the effect of four

¹https://scikit-learn.org/stable/modules/generated/sklearn.metrics.jaccard_score.html

²https://scikit-learn.org/stable/modules/generated/sklearn.feature_extraction.text.CountVectorizer.html

³https://scikit-learn.org/stable/modules/generated/sklearn.feature_extraction.text.TfidfVectorizer.html

⁴<https://pypi.org/project/rank-bm25/>

⁵<https://github.com/guxd/deep-code-search>

⁶<https://github.com/microsoft/CodeBERT>

⁷<https://github.com/Jun-jie-Huang/CoCLR>

⁸<https://github.com/microsoft/CodeBERT/tree/master/GraphCodeBERT/codesearch>

Table 1: The code search performance (MRR) of different text matching methods with different text pre-processing tools.

Pre-processing tool				Text matching method				
SPS	DS	RS	POS	Jaccard	BOW	TF-IDF	BM25	Overall
×	×	×	×	0.1122	0.0949	0.1341	0.2914	0.1582
✓	×	×	×	0.1823	0.1580	0.2274	0.4250	0.2482 (56.9% ↑)
×	✓	×	×	0.1353	0.1079	0.1251	0.3056	0.1685 (6.5% ↑)
×	×	✓	×	0.1842	0.1627	0.2326	0.4215	0.2503 (58.2% ↑)
×	×	×	✓	0.1162	0.1010	0.1384	0.2921	0.1619 (2.39% ↑)
✓	✓	×	×	0.2321	0.1955	0.2194	0.4438	0.2727 (72.4% ↑)
✓	✓	✓	×	0.2366	0.2012	0.2257	0.4444	0.2770 (75.1% ↑)
✓	✓	✓	✓	0.2425	0.2220	0.2397	0.4523	0.2891 (82.8% ↑)

data pre-processing operations that are commonly used in previous work on code search:

- **SPS**: Split pascal and snake case. For example, it splits “TwoStageMethod” to “Two Stage Method” and “vectorizer_param” to “vectorizer param”. We use the regular expression (re) package⁹ to implement SPS.
- **DS**: Delete the English stop-words, such as “both”, “more”, “some” and so on. We use stop-words implementation from the NLTK package.¹⁰
- **RS**: Ronin Split, such as splitting “showtraceback” to “show trace back”. We use ronin from spiral¹¹.
- **POS**: Part-of-speech restoration. For example, it restores “configs” to “config”. We use the WordNetLemmatizer from the NLTK package¹² for implementation.

To study the influence of different data pre-processing operations and find a suitable combination, we conduct a series of experiments on their combinations and evaluate the search performance (in MRR). As shown in Table 1, different data pre-processing methods can affect the overall performance by a large margin. The effect of using RS alone is the most obvious, with an average MRR improvement of 58.2%. With all pre-processing methods, four text matching methods achieve best overall search performance.

In summary, we find that:

- Different text pre-processing methods can affect the overall performance by a noticeable margin.
- SPS+DS+RS+POS is the recommended code pre-processing method, as the overall performance of four text matching methods is best.

5.2 Analysis of baseline methods (RQ2)

In order to explore the complementary of various baselines, we study the nine baseline methods in the following aspects:

- *Search performance measure*: MRR and R@k.
- *Need training*: whether the method requires training data.
- *Search efficiency measure*: per query time.

As shown in Table 2, we observe that in general, most deep learning-based code search methods (CodeBERT, CodeBERT-bi, CoCLR, and GraphCodeBERT) perform better than IR-based text

matching methods (Jaccard, BOW, TFIDF, and BM25). This result is consistent with previous work, as DL-based code search methods are data driven, which could learn embedding and find patterns from training data of different modalities (programming languages and natural languages). While text matching methods are rule based, which are sub-optimal compared with deep search methods especially in the code search scenario with different modalities. However, rule-based methods need no training data and less computing resource, which is more practical in industrial scenarios. The cross-encoder model CodeBERT performs the best among the nine methods in terms of search performance. However, in terms of time efficiency (inference time), bi-encoders and text matching methods greatly outperforms cross-encoder methods CodeBERT and CoCLR. Since cross-encoder methods cannot calculate code features offline, they require a lot of computing resources and may not be suitable for code search in industry scenarios with a large codebase.

With the above analysis, we conclude following key points:

- Most deep code search methods perform better than text matching methods, while the latter methods need no training data and less computing resource.
- The cross-encoder model CodeBERT performs the best among the nine methods.
- Cross-encoder models are time consuming and not suitable for retrieval in large codebases.
- Different baselines have their own characteristics. If we can integrate them well, the search performance and efficiency could be improved.

5.3 Effectiveness of the proposed paradigm TOSS (RQ3)

In this section, we want to explore the effectiveness of our proposed two-stage framework. The first-stage models are chosen from text matching and bi-encoder models. The second-stage models are chosen from cross-encoder models, which have the slow time performance but full attention to the input pair of query and code. We first explore the performance of a single first-stage model + second-stage model. Then we try multiple first-stage models + second-stage model. We find the best two-stage model TOSS [GraphCodeBERT+BM25]+CodeBERT. Finally, we analyze the recall results of different first-stage models and find that multi-channel recalls have more overlap with the ground truth (GT), which leads to the boosting search performance of our proposed TOSS.

For first-stage models selection, We select 4 models with better accuracy and time performance from IR and bi-encoder models, i.e. GraphCodeBERT, CodeBERT-bi, BM25 and Jaccard. We put the top-K (K=5, 10, 100) code snippets recalled from the first-stage model into the second-stage model for re-ranking. We report MRR for search performance, per query time for efficiency measurement.

The results of CodeBERT as the second-stage model are shown in Table 3. Due to space limit, the results of CoCLR as the second-stage model are shown in the replication package. We observe that compared with the model used alone, the TOSS method can significantly improve the code search performance. TOSS [GraphCodeBERT+BM25]+CodeBERT achieves best performance. Compared with the best single-model CodeBERT, the

⁹<https://docs.python.org/3/library/re.html>

¹⁰<https://www.nltk.org/api/nltk.corpus.html>

¹¹<https://github.com/casics/spiral>

¹²<https://www.nltk.org/api/nltk.stem.html>

Table 2: The code search performance of nine baseline methods. Per query time is the average retrieval seconds for randomly selected 100 queries. We repeat each time calculating experiment three times and report the mean and standard deviation. The cross-encoder DL models are time-consuming because the code features cannot be calculated offline.

Model	MRR	Need training	Per query time / s	R@1	R@5	R@10	R@100	R@1000
<i>Text matching IR model</i>								
Jaccard	0.2425	No	0.0130 ± 0.0004	17.7	30.7	36.7	59.4	83.0
BOW	0.2220	No	0.0011 ± 0.0000	16.1	28.1	33.6	56.6	82.6
TFIDF	0.2397	No	0.0011 ± 0.0001	16.9	30.8	37.1	62.9	87.1
BM25	0.4523	No	0.0062 ± 0.0003	35.6	56.4	63.4	81.0	92.0
<i>Bi-encoder DL model</i>								
CODEnn	0.1775	Yes	0.0033 ± 0.0001	11.1	23.9	30.7	57.3	82.3
CodeBERT-bi	0.6669	Yes	0.0021 ± 0.0003	57.4	77.9	83.3	94.6	98.8
GraphCodeBERT	0.6948	Yes	0.0048 ± 0.0002	59.3	82.1	87.3	96.5	99.1
<i>Cross-encoder DL model</i>								
CodeBERT	0.7015	Yes	802.43 ± 51.29	62.4	79.2	83.7	94.5	98.7
CoCLR	0.6349	Yes	766.27 ± 47.79	51.6	78.3	84.6	95.7	99.0

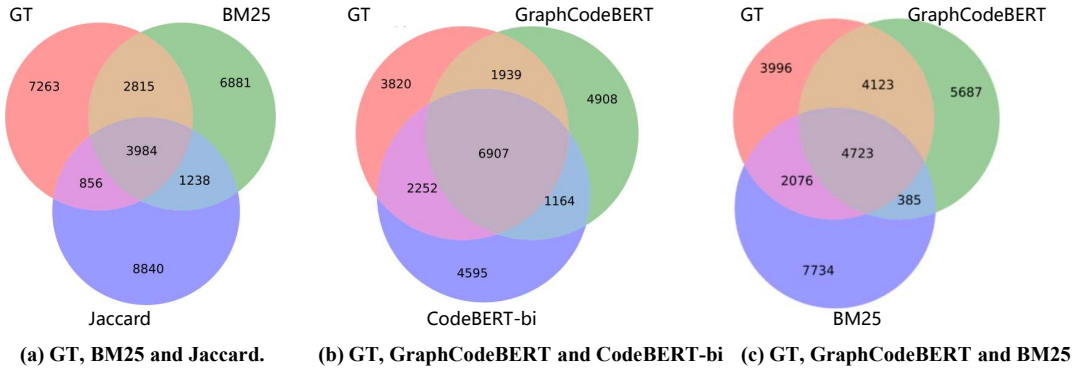


Figure 3: Visualization results of the top-1 recalled samples based on the four baselines being used and ground truth (GT) in the CodeSearchNet python test set. The diversity of recalled code candidates is higher for methods of different paradigms. The coincident number of recalls for fusing (GraphCodeBERT and BM25) is 5,108, which is less than text matching methods (BM25 and Jaccard) (5,222) and deep code search methods (GraphCodeBERT and CodeBERT-bi) (8,071). Besides, different methods can recall a part of unique ground truth code snippets. Best viewed in color.

MRR is improved by 8.6%, and the retrieval time is reduced to 1/1400 of the original method.

We also find that using multiple stage1 models for recall performs better than using single stage1 models. We attribute it to the complementarity of multiple models in the first stage, which can improve the recall ratio of the ground truth. To validate our assumption and explore how much complementarity the first-stage model recall have, we visualize the three combinations top 1 recall of the first-stage models, i.e., ground truth (GT) with two text matching methods (BM25 and Jaccard), two bi-encoder DL methods (GraphCodeBERT and CodeBERT-bi) and fusing methods (GraphCodeBERT and BM25). The result is shown in Figure 3. We obtain two keypoints. First, the recall results of different models vary greatly, and the intersection accounts for a small proportion of the total. Second, for the diversity of recalled results, the model from the two different paradigms are more diverse. The coincident number of recalls for fusing (GraphCodeBERT and BM25) is 5,108,

which is less than text matching methods (BM25 and Jaccard) (5,222) and deep code search methods (GraphCodeBERT and CodeBERT-bi) (8,071). The performance of TOSS $_{[GraphCodeBERT+BM25]+CodeBERT}$ is better than that of TOSS $_{[BM25+Jaccard]+CodeBERT}$ and TOSS $_{[CodeBERT-bi+GraphCodeBERT]+CodeBERT}$, which proves that the fusion of two different channel recall is effective. The performance of TOSS $_{[ALL\ Stage1\ Methods]+CodeBERT}$ is not the best, which means that using too many first-stage models may introduce more negative samples, resulting in lower performance. The visualization of the speed versus accuracy trade-off of nine baselines and TOSS is shown on Figure 5.

We also evaluate the search performance of TOSS with six IR data fusion methods presented in Section 2.2. We try to fuse the similarity scores of GraphCodeBERT and BM25 with the top-K (K=5, 10, 100) re-ranking CodeBERT similarity scores. Note that we use zero-one normalization to make the similarity scores comparable.

Table 3: The two-stage code search performance of different baseline combinations. Per query time is the average retrieval seconds for randomly selected 100 queries. We repeat each experiment three times and report the mean and standard deviation. Stage 2 model: CodeBERT.

Combination	MRR			Per Query Time / s		
	Top 5	Top 10	Top 100	Top 5	Top 10	Top 100
Single stage1 model + CodeBERT						
TOSS [BM25]+CodeBERT	0.5428	0.5852	0.6884	0.076 \pm 0.002	0.127 \pm 0.002	1.149 \pm 0.006
TOSS [GraphCodeBERT]+CodeBERT	0.7392	0.7512	0.7589	0.539 \pm 0.001	0.593 \pm 0.001	1.619 \pm 0.007
TOSS [CodeBERT-bi]+CodeBERT	0.6911	0.7163	0.7566	0.163 \pm 0.006	0.219 \pm 0.005	1.210 \pm 0.047
TOSS [Jaccard]+CodeBERT	0.3093	0.3530	0.5264	0.064 \pm 0.001	0.123 \pm 0.002	1.137 \pm 0.009
Multiple stage1 models + CodeBERT						
TOSS [BM25+Jaccard]+CodeBERT	0.5706	0.6110	0.7058	0.133 \pm 0.003	0.241 \pm 0.001	2.278 \pm 0.017
TOSS [CodeBERT-bi+GraphCodeBERT]+CodeBERT	0.7548	0.7588	0.7608	0.695 \pm 0.004	0.806 \pm 0.007	2.847 \pm 0.010
TOSS [GraphCodeBERT+BM25]+CodeBERT	0.7553	0.7595	0.7607	0.598 \pm 0.001	0.712 \pm 0.000	2.746 \pm 0.009
TOSS [ALL Stage1 Methods]+CodeBERT	0.7293	0.7462	0.7593	0.819 \pm 0.003	1.043 \pm 0.003	5.087 \pm 0.049

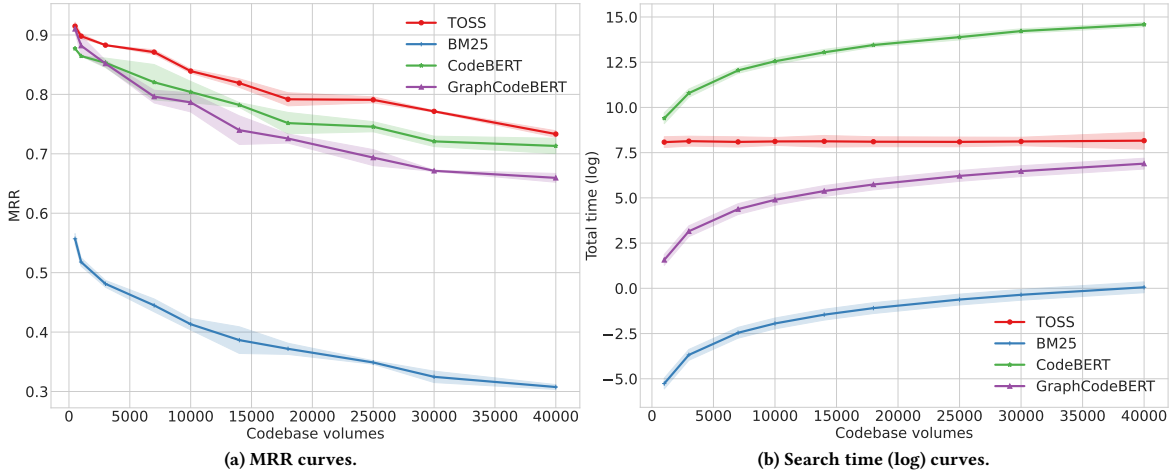


Figure 4: Performance curves with different code volumes. We set the code volume to be from 200 to 40000. TOSS refers to TOSS [GraphCodeBERT+BM25]+CodeBERT. Since we randomly select a specific number of codes from the CSN python code candidates, we repeat each calculation three times and report the average results and the error bounds.

Table 4: MRR performance of different IR data fusion methods. Fusion data includes the similarity scores of GraphCodeBERT and BM25, and the re-ranking score of CodeBERT with top-K code snippets recalled.

Fusion methods	MRR		
	Top 5	Top 10	Top 100
CombANZ	0.5897	0.5846	0.4787
Max	0.4892	0.4923	0.4938
Min	0.5524	0.6286	0.6290
CombMNZ	0.5770	0.6154	0.5787
CombSUM	0.5825	0.6175	0.5787
BordaCount	0.5406	0.6061	0.6138
TOSS	0.7553	0.7595	0.7607

The Mean Reciprocal Ranking (MRR) results are shown in Table 4. As we can see, TOSS outperforms all six fusion methods.

With above analysis, we conclude four key points:

- TOSS can significantly improve the code search accuracy with acceptable time consumption.
- The variant TOSS [GraphCodeBERT+BM25]+CodeBERT achieves the best code search performance.
- Compared to single-channel method, multi-channel methods can recall more high-quality code candidates and boost the search performance.
- TOSS is more effective than the six selected data fusion methods.

5.4 Analysis of different code volumes (RQ4)

In this section, to demonstrate the advantage of TOSS in different scenarios with different codebase sizes, especially when code

Table 5: MRR performance on six languages of the CodeSearchNet dataset. TOSS refers to TOSS $[GraphCodeBERT+BM25]+CodeBERT$.

Model / Method	Ruby	JavaScript	Go	Python	Java	PHP	Overall
BOW	0.2303	0.1841	0.3502	0.2220	0.2447	0.1929	0.2374
TF	0.2390	0.2042	0.3625	0.2397	0.2620	0.2149	0.2537
Jaccard	0.2202	0.1913	0.3453	0.2425	0.2354	0.1822	0.2362
BM25	0.5054	0.3932	0.5723	0.4523	0.4261	0.3352	0.4474
CODEnn	0.3420	0.3550	0.4951	0.1775	0.1083	0.1407	0.2698
CodeBERT-bi	0.6790	0.6200	0.8820	0.6669	0.6760	0.6280	0.6920
GraphCodeBERT	0.7030	0.6440	0.8970	0.6920	0.6910	0.6490	0.7127
TOSS	0.7645 (8.7%↑)	0.6962 (8.1%↑)	0.9181 (2.4%↑)	0.7595 (9.8%↑)	0.7497 (8.5%↑)	0.6922 (6.7%↑)	0.7634 (7.1%↑)

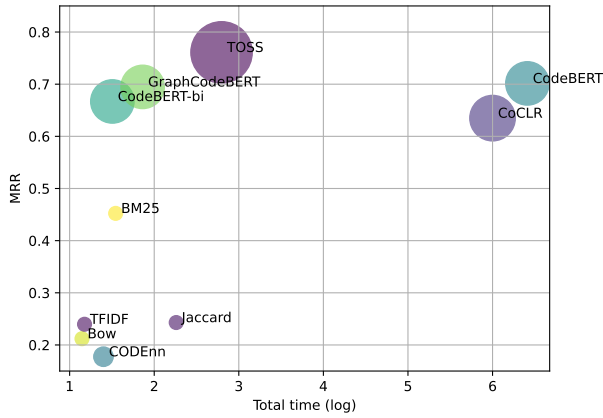


Figure 5: Visualization of the speed versus accuracy trade-off of nine baselines and our two-stage method. Dataset: CodeSearchNet python test set. The area of the circle is proportional to the size of the model. The two-stage method TOSS refers to TOSS $[GraphCodeBERT+BM25]+CodeBERT$. **With two-stage method, we are able to achieve top performance comparable to the best single model CodeBERT, while requiring substantially lesser inference time.**

search techniques are applied to real world applications with huge codebase, we study the impact of different code volumes for TOSS and baselines. We choose four methods for comparison, i.e., BM25 (text matching), GraphCodeBERT (bi-encoder), CodeBERT (cross-encoder) and our TOSS $[GraphCodeBERT+BM25]+CodeBERT$ (our two-stage paradigm). Each method is the best model in their respective categories. Due to the size limitation of the CodeSearchNet python dataset, the codebase cannot grow infinitely. We set the code volume to increase from 200 to 40,000. Since we randomly select a specific number of codes from the CodeSearchNet python code candidates, we repeat each calculation three times and report the average results and the error bounds.

We show the search performance MRR and per query time (log) with different code volumes in Figure 4. From the results, we can observe that as the code volume increases, the search performance of each method decreases and the search time increases.

For MRR performance, as shown in Figure 4(a), among these models TOSS has consistently the best accuracy under different code volumes. Under small code volume, GraphCodeBERT performs well. While as the code volume increases, the search performance of GraphCodeBERT drops rapidly, which indicates that it is reasonable in our model TOSS to put GraphCodeBERT in the first stage and re-rank the small number of code candidates that are recalled.

For search time performance, as shown in Figure 4(b), text matching method BM25 has the shortest total time and cross-encoder method CodeBERT has the longest total time. Since the calculation time of the second stage is much larger than that of the first stage, and the calculation time of the second stage only depends on the size of k and has no dependency on the size of the original codebase, the search time of TOSS basically does not change much with the code volume.

In summary, we obtain two key findings:

- As the code volume increases, the search performance of each method decreases and the search time increases.
- The code search performance of TOSS is robust across different code volumes, and the computation time is fast and stable. Therefore, TOSS is a promising paradigm for real-world applications with large codebases.

5.5 Compare with the baselines in multiple programming languages (RQ5)

In this section, we compare the overall search performance of TOSS with baselines and study whether the performance improvement of TOSS still holds for other programming languages. As CodeBERT and CoCLR are time-consuming and doesn't suitable for large-scale retrieval, these two cross-encoder methods are not included. We show the Mean Reciprocal Ranking (MRR) results in Table 5. As we can see, TOSS outperforms all baseline methods on all the six programming languages. The average MRR of TOSS is 0.763, bring a 7.1% gain to the best baseline method GraphCodeBERT. Note that the conclusion still hold for other metrics, due to space limitation, we only show the results in MRR. The recall results can be found in our replication package.

6 CONCLUSION

In this paper, we present TOSS, a two-stage recall & rerank framework for code search. It adapts existing methods to this framework to improve both effectiveness and efficiency of code search. With multi-channel first stage method, we improve recall diversity and

further improve code search performance in the two-stage paradigm. We evaluate different two stage model combinations and find the best two-stage model TOSS [GraphCodeBERT+BM25]+CodeBERT, which means that GraphCodeBERT and BM25 are used as the first stage methods and CodeBERT is used as the second stage method. We conduct extensive experiments on large-scale benchmark CodeSearchNet with six programming languages (Ruby, JavaScript, Go, Python, Java, PHP) and the results confirm its effectiveness in different scenarios and with different data volumes.

REFERENCES

- [1] Miltiadis Allamanis, Earl T. Barr, Premkumar T. Devanbu, and Charles Sutton. 2018. A Survey of Machine Learning for Big Code and Naturalness. *ACM Comput. Surv.* 51, 4 (2018), 81:1–81:37.
- [2] Javed A Aslam and Mark Montague. 2001. Models for metasearch. In *SIGIR*. 276–284.
- [3] Jacob Devlin, Ming-Wei Chang, Kenton Lee, and Kristina Toutanova. 2019. BERT: Pre-training of Deep Bidirectional Transformers for Language Understanding. In *NAACL-HLT*.
- [4] Lun Du, Xiaozhou Shi, Yanlin Wang, Ensheng Shi, Shi Han, and Dongmei Zhang. 2021. Is a single model enough? mucos: A multi-model ensemble learning approach for semantic code search. In *Proceedings of the 30th ACM International Conference on Information & Knowledge Management*. 2994–2998.
- [5] Zhangyin Feng, Daya Guo, Duyu Tang, Nan Duan, Xiaocheng Feng, Ming Gong, Linjun Shou, Bing Qin, Ting Liu, Daxin Jiang, and Ming Zhou. 2020. CodeBERT: A Pre-Trained Model for Programming and Natural Languages. In *EMNLP*.
- [6] Edward A Fox, M Prabhakar Koushik, Joseph Shaw, Russell Modlin, Durgesh Rao, et al. 1993. Combining evidence from multiple searches. In *The first text retrieval conference (TREC-1)*. 319–328.
- [7] Akhilesh Deepak Gotmare, Junnan Li, Shafiq Joty, and Steven CH Hoi. 2021. Cascaded Fast and Slow Models for Efficient Semantic Code Search. *arXiv* (2021).
- [8] Wenchao Gu, Yanlin Wang, Lun Du, Hongyu Zhang, Shi Han, Dongmei Zhang, and Michael R Lyu. 2022. Accelerating Code Search with Deep Hashing and Code Classification. In *ACL*.
- [9] Xiaodong Gu, Hongyu Zhang, and Sunghun Kim. 2018. Deep code search. In *ICSE*.
- [10] Daya Guo, Shuo Ren, Shuai Lu, Zhangyin Feng, Duyu Tang, Shujie Liu, Long Zhou, Nan Duan, Alexey Svyatkovskiy, Shengyu Fu, Michele Tufano, Shao Kun Deng, Colin B. Clement, Dawn Drain, Neel Sundaresan, Jian Yin, Daxin Jiang, and Ming Zhou. 2021. GraphCodeBERT: Pre-training Code Representations with Data Flow. In *ICLR*.
- [11] Emily Hill, Lori Pollock, and K Vijay-Shanker. 2011. Improving source code search with natural language phrasal representations of method signatures. In *ASE*.
- [12] Junjie Huang, Duyu Tang, Linjun Shou, Ming Gong, Ke Xu, Daxin Jiang, Ming Zhou, and Nan Duan. 2021. CoSQA: 20,000+ Web Queries for Code Search and Question Answering. In *ACL*.
- [13] Qing Huang, An Qiu, Maosheng Zhong, and Yuan Wang. 2020. A code-description representation learning model based on attention. In *2020 IEEE 27th International Conference on Software Analysis, Evolution and Reengineering (SANER)*. IEEE.
- [14] Hamel Husain, Ho-Hsiang Wu, Tiferet Gazit, Miltiadis Allamanis, and Marc Brockschmidt. 2019. Codesearchnet challenge: Evaluating the state of semantic code search. *arXiv* (2019).
- [15] Paul Jaccard. 1901. Étude comparative de la distribution florale dans une portion des Alpes et des Jura. *Bull Soc Vaudoise Sci Nat* (1901), 547–579.
- [16] Fei Lv, Hongyu Zhang, Jian-guang Lou, Shaowei Wang, Dongmei Zhang, and Jianjun Zhao. 2015. Codehow: Effective code search based on api understanding and extended boolean model (e). In *ASE*.
- [17] Liming Nie, He Jiang, Zhilei Ren, Zeyi Sun, and Xiaochen Li. 2016. Query Expansion Based on Crowd Knowledge for Code Search. *IEEE Trans. Serv. Comput.* 9, 5 (2016), 771–783.
- [18] Liming Nie, He Jiang, Zhilei Ren, Zeyi Sun, and Xiaochen Li. 2016. Query expansion based on crowd knowledge for code search. *IEEE Transactions on Services Computing* (2016), 771–783.
- [19] Stephen Robertson and Hugo Zaragoza. 2009. *The probabilistic relevance framework: BM25 and beyond*. Now Publishers Inc.
- [20] Stephen E Robertson and K Sparck Jones. 1976. Relevance weighting of search terms. *Journal of the American Society for Information science* (1976), 129–146.
- [21] Barbara Rosario. 2000. Latent semantic indexing: An overview. *Techn. rep. INFOSYS* (2000), 1–16.
- [22] Saksham Sachdev, Hongyu Li, Sifei Luan, Seohyun Kim, Koushik Sen, and Satish Chandra. 2018. Retrieval on source code: a neural code search. In *MAPL*.
- [23] Abdus Satter and Kazi Sakib. 2016. A search log mining based query expansion technique to improve effectiveness in code search. In *ICCI*.
- [24] Hinrich Schütze, Christopher D Manning, and Prabhakar Raghavan. 2008. *Introduction to information retrieval*. Vol. 39. Cambridge University Press Cambridge.
- [25] Joseph A Shaw and Edward A Fox. 1995. Combination of multiple searches. *NIST SPECIAL PUBLICATION SP* (1995), 105–105.
- [26] Jianhang Shuai, Ling Xu, Chao Liu, Meng Yan, Xin Xia, and Yan Lei. 2020. Improving code search with co-attentive representation learning. In *Proceedings of the 28th International Conference on Program Comprehension*.
- [27] Janice Singer, Timothy C. Lethbridge, Norman G. Vinson, and Nicolas Anquetil. 1997. An examination of software engineering work practices. In *CASCON*. IBM, 21.
- [28] Zhensu Sun, Li Li, Yan Liu, and Xiaoning Du. 2022. On the Importance of Building High-quality Training Datasets for Neural Code Search. *arXiv* (2022).
- [29] Thanh Van Nguyen, Anh Tuan Nguyen, Hung Dang Phan, Trong Duc Nguyen, and Tien N Nguyen. 2017. Combining word2vec with revised vector space model for better code retrieval. In *ICSE-C*.
- [30] S Vijayarani, Ms J Ilamathi, Ms Nithya, et al. 2015. Preprocessing techniques for text mining-an overview. *International Journal of Computer Science & Communication Networks* (2015), 7–16.
- [31] Chunli Xie, Xia Wang, Cheng Qian, and Mengqi Wang. 2020. A source code similarity based on Siamese neural network. *Applied Sciences* 10, 21 (2020), 7519.
- [32] Yangrui Yang and Qing Huang. 2017. IECS: Intent-enforced code search via extended Boolean model. *Journal of Intelligent & Fuzzy Systems* (2017), 2565–2576.