

# Flat Multi-modal Interaction Transformer for Named Entity Recognition

Junyu Lu<sup>♣♠</sup>

Dixiang Zhang<sup>♣</sup>

Jiaxing Zhang<sup>♣</sup>

Pingjian Zhang<sup>♣\*</sup>

<sup>♣</sup>South China University of Technology

<sup>♠</sup>International Digital Economy Academy (IDEA)

lujunyu@idea.edu.cn

sedxzhang@mail.scut.edu.cn

pjzhang@scut.edu.cn

## Abstract

Multi-modal named entity recognition (MNER) aims at identifying entity spans and recognizing their categories in social media posts with the aid of images. However, in dominant MNER approaches, the interaction of different modalities is usually carried out through the alternation of self-attention and cross-attention or over-reliance on the gating machine, which results in imprecise and biased correspondence between fine-grained semantic units of text and image. To address this issue, we propose a Flat Multi-modal Interaction Transformer (FMIT) for MNER. Specifically, we first utilize noun phrases in sentences and general domain words to obtain visual cues. Then, we transform the fine-grained semantic representation of the vision and text into a unified lattice structure and design a novel relative position encoding to match different modalities in Transformer. Meanwhile, we propose to leverage entity boundary detection as an auxiliary task to alleviate visual bias. Experiments show that our methods achieve the new state-of-the-art performance on two benchmark datasets.

## 1 Introduction

Named entity recognition (NER) is a fundamental task in the field of information extraction, which involves determining entity boundaries from free text and classifying them into pre-defined categories, such as person (PER), location (LOC), and organization (ORG) (Zhao et al., 2021b). Along with the rapid development of social media, multi-modal deep learning is widely applied in the structured extraction from massive multimedia news and web product information (Zhang et al., 2020; Ju et al., 2020). As an important research branch of NER, multi-modal named entity recognition (MNER) significantly extends the text-based NER by taking the {Sentence, Image} pair as inputs (Lu et al., 2018;

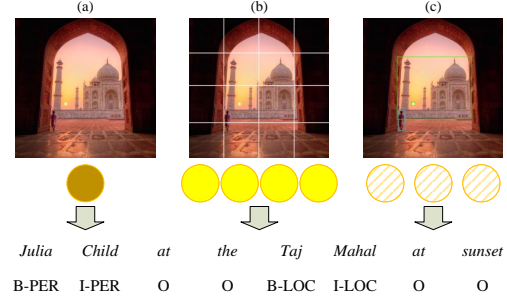


Figure 1: An example for multi-modal named entity recognition with different visual cues: (a) the whole image, (b) averagely segmented visual feature and (c) targeted visual objects.

Kruengkrai et al., 2020; Dosovitskiy et al., 2020; Lu and Zhang, 2022). Since the visual context associated with text content has been confirmed to help resolve the recognition of ambiguous multi-sense words and out-of-vocabulary words, MNER plays an important role in extracting entities from user-generated content on social media platforms such as Twitter (Li et al., 2015).

It has been the core issue in MNER to fully exploit the effective visual information and suppress the interference information, which directly affects the model performance. To this end, there are three lines of methods to integrate visual information into NER. (1) The first line is to encode the whole image into a global feature vector (Figure 1(a)) for augmenting each word representation (Moon et al., 2018). (2) The second line is to divide the feature map extracted from the whole image into multiple regions averagely (Figure 1(b)), which is the most dominant method currently. The method guides the word to learn a vision-aware representation through co-attention and gating mechanism (Lu et al., 2018; Zhang et al., 2018), or uses a Transformer framework based on the combination of self-modal and cross-modal attention to interact textual and visual information (Yu et al., 2020; Sun et al., 2021). (3) The last line is to use noun phrases to detect the image bounding boxes (Figure 1(c)) and fuse fine-

\*Corresponding author

grained words and visual objects by graph neural networks (GNN) (Zhang et al., 2021).

Despite the success, the above works may not precisely exploit the fine-grained semantic correspondence between semantic units in an input sentence-image pair. Specifically, as shown in Figure 1, we believe that the crux of the issue lies in two aspects. (1) The global clue provided by image (a) and regional feature maps provided by images (b) are both implicit and vague, which are difficult to fit into fine-grained words. Previous practice tends to map the visual and textual representations into different spaces and then fuse them adaptively. However, the indirectness of information interaction through cross-modal attention and gating mechanism will lead to asymmetry in information acquisition (Sun et al., 2021; Yu et al., 2020). (2) Specific visual objects derived from noun phrases are overly targeted, which makes some non-entities embodied in the images identified as entities incorrectly. Generally speaking, this kind of explicit information is helpful to identify some words as the correct entity type, such as “*the Taj Mahal*”. However, the visual objects prominent in the image may easily misidentified as entities, such as “*sunset*”.

To handle the aforementioned issues, we propose a novel Flat Multi-model Interaction Transformer for MNER. The key insight comes from the lattice structure in Chinese NER (Zhang and Yang, 2018; Li et al., 2020), where word sequence is used as additional information to enhance the character representation. To fully exploit the available visual information, we use a combination of two visual objects, extracted from the whole image and derived from the noun phrases. We first represent the input sentence and image with a unified flat lattice structure consisting of fine-grained semantic units. Each unit corresponds to a word or visual object and its position. Meanwhile, inspired by the strategies of position representation, we design an ingenious position encoding for our flat lattice structure (Shaw et al., 2018; Dai et al., 2019). In detail, we assign two positional indices for a unit: head position and tail position, by which we can correspond the visual object to the associated words span. Based on the flat lattice structure, we then resort to the fully-connected self-attention structure and long-distance dependencies modeling capability in Transformer (Vaswani et al., 2017) to build bridges in the interaction between self-modal

and cross-modal units. Finally, we utilize the CRF decoder to obtain the predicted labels. To largely eliminate the bias of visual context, we further introduce the entity boundary detection (EBD) as an auxiliary task.

We conduct extensive experiments on Twitter 2015 and Twitter 2017 benchmark datasets. The state-of-the-art performance and efficiency demonstrate the effectiveness of our methods.

## 2 Related Work

**Multi-modal NER.** As an important role in many downstream NLP tasks, including information retrieval (Chen et al., 2015), relation extraction (Miwa and Bansal, 2016) and question answering system (Diefenbach et al., 2018), the text-based NER task has attracted much attention in the journalistic and social fields. Deep learning approaches such as CNN, LSTM, attention mechanism and pre-trained models have achieved significant success in NER, by which we can effectively uncover and combine the character, word and sentence information in text sequence (Ma and Hovy, 2016; Akbik et al., 2019; Luo et al., 2020). Influenced by the extensive applications of multi-modal learning in neural machine translation, visual question answering and emotion detection (Zhang et al., 2020; Yin et al., 2020; Gao et al., 2019), many researches have focused on constructing multi-modal NER datasets and exploring the methods to guide entity recognition using images. The main idea of these early methods is encoding the text through LSTM and the image through pre-trained CNN, then implicitly interacting the information of two modalities (Lu et al., 2018; Moon et al., 2018; Zhang et al., 2018). Recently, (Yu et al., 2020) leverage BERT to model text sequence and creatively design a multi-modal interaction module based on Transformer and gating mechanism to perform self-modal and cross-modal information interaction alternately. (Zhang et al., 2021) further represent the input sentence-image pair as a unified graph to capture the various semantic relationships and introduce an extended GNN to conduct graph encoding via multi-modal semantic interactions. Different from above studies, our approach aims at representing the fine-grained semantic units of the text and image as a unified flat lattice structure. We further design a novel relative position encoding strategy to directly capture the interaction between different modalities in Transformer.

**Lattice Structure.** Since word information is potentially useful for character-based Chinese NER task, the lattice structure is proposed for injecting the word information into the associated characters. Specifically, (Zhang and Yang, 2018) first proposes Lattice-LSTM to explicitly exploit word boundary information, in which the matched lexical words are integrated into characters via a directed acyclic graph. Later, to overcome the limitations of the lattice structure so that it can be flexibly exploited, (Sui et al., 2019) converts the lattice into graph and designs a collaborative graph network for encoding. (Zhao et al., 2021a) proposes a dynamic cross- and self-lattice attention network to model dense interactions over word-character pairs.

### 3 Method

Figure 2 illustrates the overall architecture of our FMIT, which contains three main components: (1) Unified flat lattice structure for representing the input sentence-image pairs. (2) Transformer Encoder with relative position encoding method for interacting multi-modal information. (3) Training with entity boundary detection as an auxiliary task.

**Task Formulation.** Given a sentence  $S$  and its associated image  $O$  as input, the goal of MNER is to extract a set of entities from  $S$  and classify each extracted entity into one of the pre-defined categories. As with most existing work in MNER, we formulate the task as a sequence labelling problem. Let  $S = (w_1, w_2, \dots, w_n)$  denote a sequence of input words, where  $w_i$  with  $i = 1, 2, \dots, n$  denotes the  $i$ th word in the sentence and  $n$  represents the length of the sentence, and  $Y = (y_1, y_2, \dots, y_n)$  be the corresponding entity labels for all words, where  $y_1 \in \mathcal{Y}$  and  $\mathcal{Y}$  is the pre-defined label set with standard BIO schema (Sang and Veenstra, 1999). We also use  $O = (o_1, o_2, \dots, o_m)$  to denote a set of input visual objects of number  $m$ .

#### 3.1 Unified Flat Lattice Structure

In this section, we take the sentence and image shown in Figure 1 as an example to describe how to extract features from them and represent them with a flat lattice structure.

**Word Representations.** Due to the capability of providing different representations for the same word in different contexts, we utilize pre-trained language model BERT (Devlin et al., 2019) as our sentence encoder. Following BERT, the in-

put sentence is preprocessed by inserting the special token [CLS] and [SEP] at the beginning and the end positions, respectively.  $S$  is then fed to BERT encoder to obtain the vectorized representation  $H_x = (x_1, x_2, \dots, x_n)$ , where  $x_i \in \mathbb{R}^{d_w}$  is the generated contextualized vector for  $w_i$ .

**Visual Representations.** To capture the visual objects in  $O$ , except for employing the whole image, we also need to derive additional visual objects from the text. Similar to (Yin et al., 2020), we use the constituency parsing tool in the Stanford parser to identify all noun phrases in the input sentence, and then apply a visual grounding toolkit (Yang et al., 2019) to detect bounding boxes (visual objects) for each noun phrase. Since it is difficult to use noun phrases merely to completely detect all potential visual objects in the image, according to the property of NER, we further introduce four general words of the pre-defined categories (i.e., miscellaneous, person, location and organization) to discover more relevant objects.

To extract meaningful feature representations from images, we leverage a pre-trained 152-layer ResNet (He et al., 2016) as a feature detector. We feed each visual object in  $O$  to the ResNet and take the last hidden layer output as vectorized representation  $H_v = (v_1, v_2, \dots, v_m)$ , where  $v_i \in \mathbb{R}^{d_v}$  is the generated visual representation for  $o_i$ .

**Flat Lattice Construction.** The flat lattice structure aims to integrate the intra-modal and inter-modal information in a unified space, and enhances information coupling through a unique positioning scheme. Before representing the words and visual objects in a uniform lattice cell, we introduce two non-linear transformations with ReLU activation function to project different representations onto the same dimension:

$$x_i^c = W_0(\text{ReLU}(W_1 x_i + b_1)) + b_0 \quad (1)$$

$$v_i^c = W_0(\text{ReLU}(W_2 v_i + b_2)) + b_0, \quad (2)$$

where  $W_1 \in \mathbb{R}^{d \times d_w}$ ,  $W_2 \in \mathbb{R}^{d \times d_v}$ ,  $W_0 \in \mathbb{R}^{d \times d}$  are weight matrices, and  $b_1, b_2, b_0$  are scalar bias.  $d$  is the dimension of unified representations of two modalities in the flat lattice.

To convert two independent sets of modalities to a flat lattice structure, we concatenate the aligned word representation and visual representation, and then flatten them into a unified sequence  $E = ([CLS], x_1^c, \dots, x_n^c, [SEP], v_1^c, \dots, v_m^c)$ . As shown in Figure 2, the flat lattice can be defined as a set

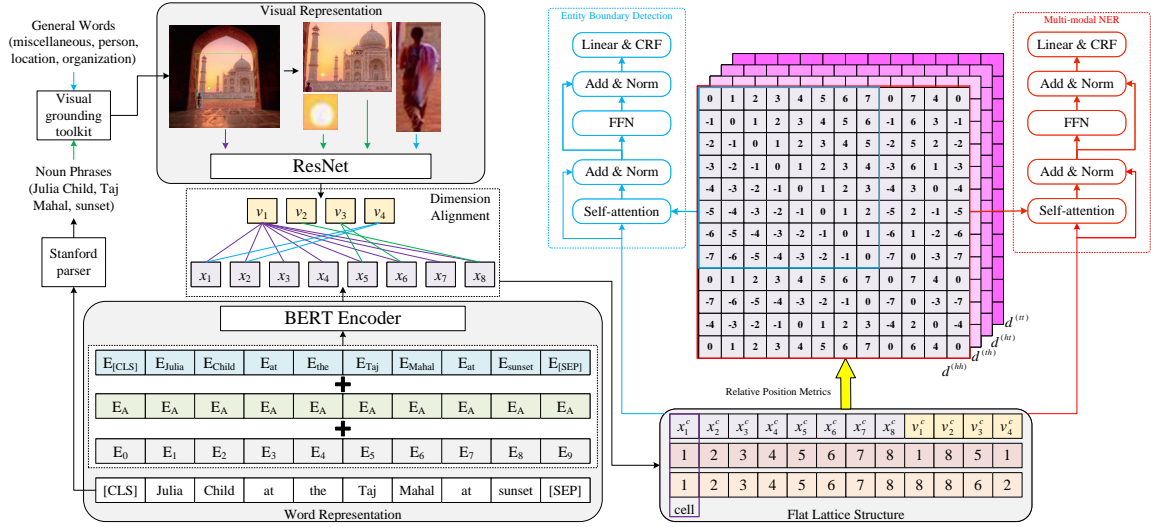


Figure 2: The overall architecture of our Flat Multi-modal Interaction Transformer (FMIT). On the right part, the blue-frame demonstrates the auxiliary task of entity boundary detection, and the red-frame demonstrates the main task of MNER.

of cells, and a cell corresponds to a fine-grained semantic unit, a head and a tail. Specifically, for the word, its head and tail are equal, both indexes of the absolute position in  $E$ . For the visual object, when it is derived from a noun phrase, its head and tail are indexes of the first and last words of the corresponding noun phrase; in particular, when it is the whole image or derived from general words, we denote its head and tail as indexes of the first and last words of the sequence.

### 3.2 Flat Multi-modal Interaction Transformer

**Relative Position Encoding for Flat Lattice Structure.** The flat lattice structure consists of cells with different modalities and different position intervals in the visual modality. As illustrated on the red-frame of Figure 2, to leverage the Transformer framework to encode interactions among cells, we design a relative position encoding for the cells. Specifically, for two cells  $c_i$  and  $c_j$  in the lattice, we consider two kinds of relations between them: intra-modal and inter-modal. Instead of directly encoding input with absolute position as vanilla Transformer, we calculate a dense vector to represent relative position by continuous transformation of the head and tail information. In this way, we can not only capture the distance between arbitrary cells, but also model the relationship between different modalities. Let  $head[i]$  and  $tail[i]$  denote the head and tail position of cell  $c_i$ . We use four kinds of relative distance to indicate the position information between  $c_i$  and  $c_j$ . They can

be calculated as:

$$d_{ij}^{(hh)} = head[i] - head[j] \quad (3)$$

$$d_{ij}^{(ht)} = head[i] - tail[j] \quad (4)$$

$$d_{ij}^{(th)} = tail[i] - head[j] \quad (5)$$

$$d_{ij}^{(tt)} = tail[i] - tail[j], \quad (6)$$

where  $d_{ij}^{(ht)}$  denotes the distance between the head of  $c_i$  and tail of  $c_j$ , and  $d_{ij}^{(hh)}$ ,  $d_{ij}^{(th)}$ ,  $d_{ij}^{(tt)}$  have similar meanings. To obtain the position encoding  $P_{pos}$  from distance value, we adopt sine and cosine functions of different frequencies as in (Vaswani et al., 2017):

$$P_{pos}^{2k} = \sin(pos/10000^{2k/d}) \quad (7)$$

$$P_{pos}^{2k+1} = \cos(pos/10000^{2k/d}), \quad (8)$$

where  $pos$  is  $d_{ij}^{(hh)}$ ,  $d_{ij}^{(th)}$ ,  $d_{ij}^{(ht)}$  or  $d_{ij}^{(tt)}$ , and  $k$  is the index of dimension of position encoding. The Transformer has the same dimension  $d$  as flat lattice embeddings. Then, we concatenate the four distance position encodings and feed them into a non-linear transformation layer to get the final relative position encoding of cells:

$$R_{ij} = \text{ReLU}(W_r(P_{d_{ij}^{(hh)}} \oplus P_{d_{ij}^{(ht)}} \oplus P_{d_{ij}^{(th)}} \oplus P_{d_{ij}^{(tt)}})), \quad (9)$$

where  $W_r \in \mathbb{R}^{d \times 4d}$  is a learnable parameter, and  $\oplus$  denotes the concatenation operation.

As mentioned in (Shaw et al., 2018), we think that commutativity of the vector inner dot will cause the loss of directionality in Transformer.



Therefore, we further use a variant of self-attention (Dai et al., 2019) to leverage the relative position encoding of different cells, and the attention score between the query  $q_i$  and key vector  $k_j$  of two semantic units can be calculated as following:

$$A_{i,j} = E_{c_i}^T W_q^T W_{k,E} E_{c_j} + E_{c_i}^T W_q^T W_{k,R} R_{ij} + u^T W_{k,E} E_{c_j} + v^T W_{k,R} R_{ij}, \quad (10)$$

where  $E_{c_i}$  represents the flat lattice embedding of  $i$ -th cell from  $x_i^c$  and  $v_i^c$ , or the output of last Transformer layer. We collect the attention values and embeddings of all indexes, and denote them as  $A^*$  and  $E_c^*$ . Then, we perform self-attention over the sequence by  $h = 8$  parallel heads individually and  $d_{head} = d/h$  is the dimension of each head. We concatenate the results and transform them into the original dimension by a linear projection. The output of the Transformer is calculated as following:

$$Att_i = softmax(\frac{A^*}{\sqrt{d_{head}}})[E_c^* W_v]^T \quad (11)$$

$$MH-ATT = W_t[Att_1; \dots; Att_z], \quad (12)$$

where  $W_q, W_{k,R}, W_{k,E}, W_v \in \mathbb{R}^{d \times d_{head}}$  and  $u, v \in \mathbb{R}^{d_{head}}$  are learnable parameters of each head, and they keep individual from different heads.  $W_t \in \mathbb{R}^{d \times d}$  denotes the weight matrices for the multi-head attention. For simplicity, we omit the subsequent layers, which are the same as vanilla Transformer.

**CRF Decoding.** To increase model capacity and interaction frequency, we stack  $l$  Transformer layers to form a cascaded architecture. Finally, we only take the word presentation of the encoding output as  $H_W \in \mathbb{R}^{n \times d}$ , which is sent to the decoding layer for sequence labelling. Considering the dependency between successive labels, we model  $H_W$  jointly using a standard CRF layer. Let  $Y'$  denotes the set of all possible label sequences for input sentence  $X$ , the probability of the label sequence  $Y$  can be calculated as:

$$p(Y|S, O) = \frac{\prod_{n=1}^N \psi_n(y_{n-1}, y_n, H_W)}{\sum_{y' \in Y'} \prod_{n=1}^N \psi_n(y'_{n-1}, y'_n, H_W)}, \quad (13)$$

where  $\psi_n(y_{n-1}, y_n, H_W) = \exp(W_{crf} H_W + b_{crf})$  is the scoring function, and  $W_{crf}$  and  $b_{crf}$  are the weight vector and bias.

Table 1: The statistics summary of two Twitter datasets.

Entity Type	Twitter-2015			Twitter-2017		
	Train	Dev	Test	Train	Dev	Test
Person	2217	552	1816	2943	626	621
Location	2091	522	1697	731	173	178
Organization	928	247	839	1674	375	395
Miscellaneous	940	225	726	701	150	157
Total	6176	1546	5078	6049	1324	1351
Num of Tweets	4000	1000	3257	3373	723	723

### 3.3 Training with Entity Boundary Detection

Since the pre-trained ResNet is intended for the image classification task, its high-level representation may overemphasize the visual objects that are prominent in the image and misidentify them as named entities. To alleviate the bias, we propose to leverage a flat text-based Transformer for entity boundary detection based on the properties of positioning scheme in the flat lattice structure. The EBD task aims to detect the position of the head and tail of entities in the input sentence, which can eliminate the types guidance from visual objects and enhance the perception of boundary words. As illustrated on the blue-frame of Figure 2, the flat text-based Transformer is the same structure as FMIT, but only takes the words representation as input.

We remove the type information and decompose the subsequence  $Z = (z_1, z_2, \dots, z_n)$  from the labelling sequence  $Y$ , where  $z_i \in \{B, E, O\}$  indicates whether the  $i$ -th position is the head, tail or neither of an entity. We employ the flat text-based Transformer to obtain its specific hidden representations as  $T_W \in \mathbb{R}^{n \times d}$ , followed by feeding it to another CRF layer to predict the probability of the label sequence  $Z$  given  $S$  as Eqn. (13):

$$p(Z|S) = \frac{\prod_{n=1}^N \psi_n(z_{n-1}, z_n, T_W)}{\sum_{z' \in Z'} \prod_{n=1}^N \psi_n(z'_{n-1}, z'_n, T_W)}, \quad (14)$$

In training phase, we linearly combine the loss function of the main MNER task and auxiliary EBD task, making the final training objective function by minimizing negative log-likelihood estimation as follows:

$$\mathcal{L} = - \sum (\log p(Y|S, O) + \lambda \log p(Z|S)), \quad (15)$$

## 4 Experiments

We conduct experiments on two MNER datasets, comparing our Flat Multi-modal Interaction Transformer (FMIT) approach with a number of uni-modal and multi-modal approaches.

Table 2: Performance of different competitive text-based and multi-modal approaches on two Twitter datasets.

Modality	Approaches	Twitter-2015							Twitter-2017						
		Single Type (F1)				Overall			Single Type (F1)				Overall		
		PER	LOC	ORG	MISC	P	R	F1	PER	LOC	ORG	MISC	P	R	F1
Text	CNN-BiLSTM-CRF	80.86	75.39	47.77	32.61	66.24	68.09	67.15	87.99	77.44	74.02	60.82	80.00	78.76	79.37
	HBiLSTM-CRF	82.34	76.83	51.59	32.52	70.32	68.05	69.17	87.91	78.57	76.67	59.32	82.69	78.16	80.37
	BERT	84.72	79.91	58.26	38.81	68.30	74.61	71.32	90.88	84.00	79.25	61.63	82.19	83.72	82.95
	BERT-CRF	84.74	80.51	60.27	37.29	69.22	74.59	71.81	90.25	83.05	81.13	62.21	83.32	83.57	83.44
Text + Image	VG-ATT	82.66	77.21	55.06	35.25	73.96	67.90	70.80	89.34	78.53	79.12	62.21	83.41	80.38	81.87
	Ada-Co-ATT	81.98	78.95	53.07	34.02	72.75	68.74	70.69	89.63	77.46	79.24	62.77	84.16	80.24	82.15
	UMT	85.24	81.58	63.03	39.45	71.67	75.23	73.41	91.56	84.73	82.24	70.10	85.28	85.34	85.31
	UMGF	84.26	83.17	62.45	42.42	74.49	75.21	74.85	91.92	85.22	83.13	69.83	86.54	84.50	85.51
	FMIT ( $l = 1$ )	84.83	83.19	62.64	41.13	74.18	75.03	74.60	91.75	85.06	82.38	69.84	85.55	85.29	85.42
	FMIT ( $l = 3$ )	<b>86.77</b>	83.93	<b>64.88</b>	42.97	75.11	<b>77.43</b>	<b>76.25</b>	<b>93.14</b>	<b>86.52</b>	83.93	70.90	<b>87.51</b>	86.08	<b>86.79</b>
	FMIT ( $l = 6$ )	86.45	<b>84.19</b>	64.35	<b>43.68</b>	<b>76.28</b>	75.67	75.97	93.04	85.94	<b>84.56</b>	<b>71.20</b>	86.80	<b>86.26</b>	86.53
	FMIT ( $l = 12$ )	85.79	83.91	62.87	41.55	74.92	75.63	75.27	92.61	86.03	83.34	70.78	86.32	85.50	85.91

Table 3: The relative inference-time speed and parameters of different models in the information interaction phrase.

Approaches	Speedup	Parameters
UMT	$1.93\times$	403M
UMGF	$1\times$	231M
FMIT ( $l = 1$ )	<b><math>27.73\times</math></b>	<b>12M</b>
FMIT ( $l = 3$ )	$10.17\times$	35M
FMIT ( $l = 6$ )	$6.12\times$	69M

#### 4.1 Datasets

We take two publicly benchmark Twitter datasets (Twitter-2015 and Twitter-2017) for MNER, which are provided by (Zhang et al., 2018) and (Lu et al., 2018), respectively. Each sample consists of a {Sentence, Image} pair. Since some samples lack image modality, we replace the missing images with a uniform empty image. Table 1 shows the number of entities for each type and the size of train/dev/test data split.

#### 4.2 Baselines

For a comprehensive comparison, we mainly compare two groups of baselines with our approach.

The first group is the representative text-based approaches for NER: (1) **CNN-BiLSTM-CRF** (Ma and Hovy, 2016) and **HBiLSTM-CRF** (Lample et al., 2016), leverage both character-level information and BiLSTM-based word-level information. (2) **BERT** (Devlin et al., 2019) and **BERT-CRF**, a pre-trained multi-layer bidirectional Transformer encoder.

The second group is several competitive multi-modal approaches for MNER: (3) **VG-ATT** (Lu et al., 2018), based on **HBiLSTM-CRF** with the visual context, utilizes a visual attention model and a gate mechanism to mine implicit the word-aware

visual information. (4) **Ada-Co-ATT** (Zhang et al., 2018), a multi-modal approach based on **CNN-BiLSTM-CRF**, designs an adaptive co-attention network to fuse word-guided visual representations and image-guided textual representations by a filtration gate. (5) **UMT** (Yu et al., 2020) empowers Transformer with a multi-modal interaction module to capture the inter-modality dynamics and incorporates the auxiliary entity span detection module. (6) **UMGF** (Zhang et al., 2021), the existing state-of-the-art approach for MNER, uses a unified multi-modal graph to capture the semantic relationships between the words and visual objects and stack multiple fusion layers to perform semantic interactions to learn node representations.

#### 4.3 Experiment Results

We mainly adopt standard Precision (P), Recall (R) and F1-score (F1) to evaluate the overall performance on two Twitter MNER datasets and report the metric F1 for each single type. To demonstrate the effectiveness and robustness of **FMIT**, we conduct extensive experiments from self-domain and cross-domain scenarios.

**Self-domain Scenario.** Table 2 shows the performance comparison of our **FMIT** approach with different competitive text-based and multi-modal approaches in a self-domain scenario for MNER.

(1) Compared with the text-based approaches, the multi-modal approaches can generally achieve better performance than their corresponding uni-modal baselines, which demonstrates that incorporating the visual information is motivating for NER in social media. For example, in the overall F1 on both datasets, **VG-ATT** outperforms **HBiLSTM-CRF** by 1.63% and 1.50%, respectively. Moreover,

Table 4: Performance comparison of **FMIT** and two existing state-of-the-art multi-modal approaches in cross-domain scenarios for generalization analysis.

Approaches	Twitter-2017→Twitter-2015							Twitter-2015→Twitter-2017						
	Single Type (F1)				Overall			Single Type (F1)				Overall		
	PER	LOC	ORG	MISC	P	R	F1	PER	LOC	ORG	MISC	P	R	F1
UMT	80.34	71.30	47.97	20.13	64.67	63.59	64.13	81.24	67.89	39.52	31.87	67.80	55.23	60.87
UMGF	79.62	71.94	49.48	20.24	<b>67.00</b>	62.81	66.21	81.83	<b>72.25</b>	41.20	32.00	69.88	56.92	62.74
FMIT( $l = 3$ )	<b>82.05</b>	<b>72.33</b>	<b>50.82</b>	<b>21.28</b>	66.72	<b>69.73</b>	<b>68.19</b>	<b>83.51</b>	71.96	<b>42.93</b>	<b>33.46</b>	<b>70.65</b>	<b>59.22</b>	<b>64.43</b>

Table 5: Ablation study of our FMIT.

Approaches	Twitter-2015							Twitter-2017						
	Single Type (F1)				Overall			Single Type (F1)				Overall		
	PER	LOC	ORG	MISC	P	R	F1	PER	LOC	ORG	MISC	P	R	F1
FMIT ( $l = 3$ )	<b>86.77</b>	<b>83.93</b>	<b>64.88</b>	<b>42.97</b>	<b>75.11</b>	77.43	<b>76.25</b>	<b>93.14</b>	<b>86.52</b>	<b>83.93</b>	<b>70.90</b>	<b>87.51</b>	86.08	<b>86.79</b>
w/o Obj	85.55	80.73	63.37	38.61	73.44	74.25	73.84	92.16	85.23	81.57	68.97	85.36	84.69	85.02
w/o Rel	84.13	79.95	62.64	38.86	72.87	73.38	73.12	91.06	85.36	81.24	67.83	84.29	84.76	84.52
w/o EBD	86.21	83.26	64.05	42.21	73.38	<b>77.95</b>	75.60	92.73	86.14	82.55	69.47	85.55	<b>86.67</b>	86.11

recent multi-modal approaches **UMT** and **UMGF** show significant performance improvements when replacing the sentence encoder with BERT and using the Transformer framework to interact textual and visual information. It further demonstrates that the self-attention in Transformer is more beneficial for feature fusion and filtering.

(2) Compared with **UMT** and **UMGF**, which utilize Transformer to model intra-modal and inter-modal information interactions and dynamically control the contribution of visual features through a gating mechanism, Our **FMIT** makes radical promotion in model structure and representations of different modalities. In the overall F1 on both datasets, our best model achieves state-of-the-art performance by obtaining 76.25% and 86.79% results, outperforming **UMT** by 2.84% and 1.48%, and outperforming **UMGF** by 1.40% and 1.28%, respectively.

(3) We compare the impact of the number of Transformer layers. It can be observed that when  $l = 1$ , **FMIT** achieves performance comparable to **UMT** and **UMGF**, both of which use the 12-layers Transformer framework. When  $l = 3$  or  $l = 6$ , we reach state-of-the-art F1-score in all single types and overall F1-score, precision and recall metrics on both datasets. As shown in Table 3, our approach can achieve better performance with fewer parameters and higher efficiency. With only 12M parameters, the 1-layer **FMIT** is 14.37 times and 27.73 times faster than **UMT** and **UMGF** in information interaction phases, respectively. It demonstrates that flat lattice structure can more fully and directly establish interactions in both intra-modal and inter-modal simultaneously, making it possible

to incorporate important visual information into entity recognition with only a few Transformer layers. Meanwhile, we speculate that the reason for the performance declines at 12-layer **FMIT** is the redundancy of unnecessary information.

**Cross-domain Scenario.** Due to the obvious differences in type distribution and data characteristics between the two Twitter datasets, we compare our **FMIT** approach and two existing state-of-the-art multi-modal approaches in cross-domain scenarios for generalization analysis. Twitter-2017→Twitter-2015 indicates that the model trained on Twitter-2017 is used to test Twitter-2015, and Twitter-2015→Twitter-2017 has similar meaning. As shown in Table 4, our approach outperforms **UMT** and **UMGF** by a large margin in most metrics. The potential reason for the excellent generalization may be that with the tight information coupling structure enables **FMIT** to learn the underlying features better.

#### 4.4 Ablation Study

To investigate the influence of different factors of our proposed approach, we perform comparison between the 3-layer **FMIT** and its ablation approaches, concerning the entity boundary detection task and several critical components of the model. The results are reported in Table 5.

**w/o Obj.** Firstly, we replace the targeted visual object guidance with  $7 \times 7$  average-segmented visual blocks, which can be obtained by feeding the whole image to ResNet (He et al., 2016) and taking the output of the last convolution layer. This approach completely ignores the correspondence




Figure 3: The first row shows several representative samples together with their manually labeled entities in the test set of two Twitter datasets, and the bottom four rows show predicted entities of different approaches on these test samples. The values in parentheses represent the confidence of the predicted label.

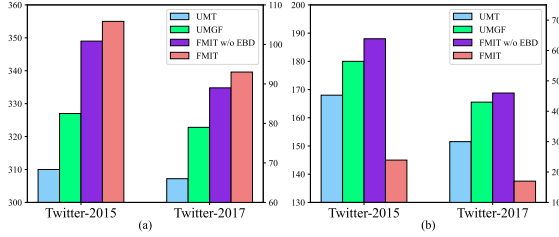


Figure 4: Predicted results statistics: (a) The number of entities (shown in y-axis) that are incorrectly predicted by **BERT-CRF**, but get corrected by each multi-modal approach; (b) The number of entities (shown in y-axis) that are correctly predicted by **BERT-CRF**, but wrongly predicted by each multi-modal approach.

of fine-grained units between different modalities, bringing in significant performance degradation.

**w/o Rel.** Secondly, we remove the relative position encoding for flat lattice structure and the positioning scheme of each cell. In this case, we only use self-attention in vanilla Transformer to conduct intra-modal and inter-modal fusions. We find that the overall F1 on both datasets decreases substantially by 3.13% and 2.27%, respectively, which indicates a critical role for coupling interactions between different modalities through position strategy.

**w/o EBD.** Discarding the entity boundary detection task and only retaining the main MNER task will lead to significant performance degradation in overall precision, while a slight increase in overall recall. The result is consistent with our hypothesis that the guidance of visual objects drives the corresponding words to be misjudged as entities, while the EBD auxiliary task can balance the play of visual objects and text itself.

## 4.5 Further Analysis

**Case Study.** To better understand the effective of our approach in incorporating visual information into the MNER task, we select a representative set of test samples to compare the prediction results of the 3-layer **FMIT** and other approaches.

First, from Figure 3(a), we can observe that the **BERT-CRF** fails to identify *Daemen College* due to the lack of guidance from visual context such as the plaque, while all the multi-modal approaches can accurately determine the entities by referring to specific visual regions.

Second, we can see from Figure 3(b) that **UMT** gives a wrong identification of the entity *The Soviet War Memorial*, probably because the segmented visual feature is fragmented, bringing in interference to type classification. On the contrary, **UMGF** and **FMIT** can accurately classify the entities into corresponding types with the guidance of targeted visual objects.

Third, as shown in Figure 3(c), **UMGF** erroneously identifies *table football* as an entity of *MISC*, which indicates that over-reliance on visual information will lead to emphasis bias. Therefore, **FMIT** corrects this bias by balancing the importance of text and vision with EBD task.

Finally, we find that compared with other approaches, **FMIT** can obtain higher confidence in predicted results. For example, for entity *Daemen College* in Figure 3(a), **FMIT** achieves a label confident of 0.867, substantially outperforming **UMGF**(0.575) and **UMT**(0.362). It indicates that our relative position encoding strategy and flat lattice structure can extract important information and couple different modalities more directly.

**Statistic Study.** To better appreciate the importance of the EBD auxiliary task, we count the num-



ber of entities that are correctly/wrongly predicted by **BERT-CRF**, but wrongly/correctly predicted by each multi-modal approach.

As shown in Figure 4, compared with other multi-modal methods, our **FMIT** can correctly identify more entities due to the powerful image-aware word representations. Moreover, it is clear that **FMIT** introduces fewer wrong entities with the help of EBD auxiliary task. It demonstrates that the well-designed EBD auxiliary task can greatly eliminate the visual bias brought by visual context and perform more efficiently than the span detection module proposed in **UMT**.

## 5 Conclusion

In this paper, we propose a novel Flat Multi-modal Interaction Transformer for MNER, which exploits flat lattice structure and relative position encoding to directly interact fine-grained semantic units between different modalities. Moreover, we put forward entity boundary detection as an auxiliary task to alleviate visual bias. We conduct extensive experiments on two MNER datasets, and experimental results demonstrate that our approach outperforms other text-based and multi-modal approaches.

## References

- Alan Akbik, Tanja Bergmann, and Roland Vollgraf. 2019. Pooled contextualized embeddings for named entity recognition. In *Proceedings of the 2019 Conference of the North American Chapter of the Association for Computational Linguistics: Human Language Technologies, Volume 1 (Long and Short Papers)*, pages 724–728.
- Yubo Chen, Liheng Xu, Kang Liu, Daojian Zeng, and Jun Zhao. 2015. Event extraction via dynamic multi-pooling convolutional neural networks. In *Proceedings of the 53rd Annual Meeting of the Association for Computational Linguistics and the 7th International Joint Conference on Natural Language Processing (Volume 1: Long Papers)*, pages 167–176.
- Zihang Dai, Zhilin Yang, Yiming Yang, Jaime G Carbonell, Quoc Le, and Ruslan Salakhutdinov. 2019. Transformer-xl: Attentive language models beyond a fixed-length context. In *Proceedings of the 57th Annual Meeting of the Association for Computational Linguistics*, pages 2978–2988.
- Jacob Devlin, Ming-Wei Chang, Kenton Lee, and Kristina Toutanova. 2019. Bert: Pre-training of deep bidirectional transformers for language understanding. In *Annual Conference of the North American Chapter of the Association for Computational Linguistics: Human Language Technologies*.
- Dennis Diefenbach, Vanessa Lopez, Kamal Singh, and Pierre Maret. 2018. Core techniques of question answering systems over knowledge bases: a survey. *Knowledge and Information Systems*, 55(3):529–569.
- Alexey Dosovitskiy, Lucas Beyer, Alexander Kolesnikov, Dirk Weissenborn, Xiaohua Zhai, Thomas Unterthiner, Mostafa Dehghani, Matthias Minderer, Georg Heigold, Sylvain Gelly, et al. 2020. An image is worth 16x16 words: Transformers for image recognition at scale. In *International Conference on Learning Representations*.
- Peng Gao, Zhengkai Jiang, Haoxuan You, Pan Lu, Steven CH Hoi, Xiaogang Wang, and Hongsheng Li. 2019. Dynamic fusion with intra-and inter-modality attention flow for visual question answering. In *Proceedings of the IEEE/CVF Conference on Computer Vision and Pattern Recognition*, pages 6639–6648.
- Kaiming He, Xiangyu Zhang, Shaoqing Ren, and Jian Sun. 2016. Deep residual learning for image recognition. In *Proceedings of the IEEE conference on computer vision and pattern recognition*, pages 770–778.
- Xincheng Ju, Dong Zhang, Junhui Li, and Guodong Zhou. 2020. Transformer-based label set generation for multi-modal multi-label emotion detection. In *Proceedings of the 28th ACM International Conference on Multimedia*, pages 512–520.
- Canasai Kruengkrai, Thien Hai Nguyen, Sharifah Mahani Aljunied, and Lidong Bing. 2020. Improving low-resource named entity recognition using joint sentence and token labeling. In *Proceedings of the 58th Annual Meeting of the Association for Computational Linguistics*, pages 5898–5905.
- Guillaume Lample, Miguel Ballesteros, Sandeep Subramanian, Kazuya Kawakami, and Chris Dyer. 2016. Neural architectures for named entity recognition. In *Proceedings of the 54th Annual Meeting of the Association for Computational Linguistics (Volume 1: Long Papers)*, pages 260–270.
- Chenliang Li, Aixin Sun, Jianshu Weng, and Qi He. 2015. Tweet segmentation and its application to named entity recognition. *IEEE Transactions on Knowledge and Data Engineering*, 2(27):558–570.
- Xiaonan Li, Hang Yan, Xipeng Qiu, and Xuan-Jing Huang. 2020. Flat: Chinese ner using flat-lattice transformer. In *Proceedings of the 58th Annual Meeting of the Association for Computational Linguistics*, pages 6836–6842.
- Di Lu, Leonardo Neves, Vitor Carvalho, Ning Zhang, and Heng Ji. 2018. Visual attention model for name tagging in multimodal social media. In *Proceedings of the 56th Annual Meeting of the Association for Computational Linguistics (Volume 1: Long Papers)*, pages 1990–1999.

- Junyu Lu and Pingjian Zhang. 2022. Local context interaction-aware glyph-vectors for chinese sequence tagging. In *ICASSP 2022 - 2022 IEEE International Conference on Acoustics, Speech and Signal Processing (ICASSP)*, pages 8152–8156.
- Ying Luo, Fengshun Xiao, and Hai Zhao. 2020. Hierarchical contextualized representation for named entity recognition. In *Proceedings of the AAAI Conference on Artificial Intelligence*, volume 34, pages 8441–8448.
- Xuezhe Ma and Eduard Hovy. 2016. End-to-end sequence labeling via bi-directional lstm-cnns-crf. In *Proceedings of the 54th Annual Meeting of the Association for Computational Linguistics (Volume 1: Long Papers)*, pages 1064–1074.
- Makoto Miwa and Mohit Bansal. 2016. End-to-end relation extraction using lstms on sequences and tree structures. In *Proceedings of the 54th Annual Meeting of the Association for Computational Linguistics (Volume 1: Long Papers)*, pages 1105–1116.
- Seungwhan Moon, Leonardo Neves, and Vitor Carvalho. 2018. Multimodal named entity recognition for short social media posts. In *NAACL*, pages 852–860.
- Erik Tjong Kim Sang and Jorn Veenstra. 1999. Representing text chunks. In *Ninth Conference of the European Chapter of the Association for Computational Linguistics*, pages 173–179.
- Peter Shaw, Jakob Uszkoreit, and Ashish Vaswani. 2018. Self-attention with relative position representations. In *Proceedings of the 2018 Conference of the North American Chapter of the Association for Computational Linguistics: Human Language Technologies, Volume 2 (Short Papers)*, pages 464–468.
- Dianbo Sui, Yubo Chen, Kang Liu, Jun Zhao, and Shengping Liu. 2019. Leverage lexical knowledge for chinese named entity recognition via collaborative graph network. In *Proceedings of the 2019 Conference on Empirical Methods in Natural Language Processing and the 9th International Joint Conference on Natural Language Processing (EMNLP-IJCNLP)*, pages 3830–3840.
- Lin Sun, Jiquan Wang, Kai Zhang, Yindu Su, and Fangsheng Weng. 2021. Rpbert: a text-image relation propagation-based bert model for multimodal ner. In *Proceedings of the AAAI Conference on Artificial Intelligence*, volume 35, pages 13860–13868.
- Ashish Vaswani, Noam Shazeer, Niki Parmar, Jakob Uszkoreit, Llion Jones, Aidan N Gomez, Łukasz Kaiser, and Illia Polosukhin. 2017. Attention is all you need. In *Advances in neural information processing systems*, pages 5998–6008.
- Zhengyuan Yang, Boqing Gong, Liwei Wang, Wenbing Huang, Dong Yu, and Jiebo Luo. 2019. A fast and accurate one-stage approach to visual grounding. In *Proceedings of the IEEE/CVF International Conference on Computer Vision*, pages 4683–4693.
- Yongjing Yin, Fandong Meng, Jinsong Su, Chulun Zhou, Zhengyuan Yang, Jie Zhou, and Jiebo Luo. 2020. A novel graph-based multi-modal fusion encoder for neural machine translation. In *Proceedings of the 58th Annual Meeting of the Association for Computational Linguistics*, pages 3025–3035.
- Jianfei Yu, Jing Jiang, Li Yang, and Rui Xia. 2020. Improving multimodal named entity recognition via entity span detection with unified multimodal transformer. In *Proceedings of the 58th Annual Meeting of the Association for Computational Linguistics*, pages 3342–3352.
- Dong Zhang, Xincheng Ju, Junhui Li, Shoushan Li, Qiaoming Zhu, and Guodong Zhou. 2020. Multimodal multi-label emotion detection with modality and label dependence. In *Proceedings of the 2020 Conference on Empirical Methods in Natural Language Processing (EMNLP)*, pages 3584–3593.
- Dong Zhang, Suzhong Wei, Shoushan Li, Hanqian Wu, Qiaoming Zhu, and Guodong Zhou. 2021. Multimodal graph fusion for named entity recognition with targeted visual guidance. In *Proceedings of the AAAI Conference on Artificial Intelligence*, volume 35, pages 14347–14355.
- Qi Zhang, Jinlan Fu, Xiaoyu Liu, and Xuanjing Huang. 2018. Adaptive co-attention network for named entity recognition in tweets. In *Thirty-Second AAAI Conference on Artificial Intelligence*.
- Yue Zhang and Jie Yang. 2018. Chinese ner using lattice lstm. In *Proceedings of the 56th Annual Meeting of the Association for Computational Linguistics (Volume 1: Long Papers)*, pages 1554–1564.
- Shan Zhao, Minghao Hu, Zhiping Cai, Haiwen Chen, and Fang Liu. 2021a. Dynamic modeling cross-and self-lattice attention network for chinese ner. In *Proceedings of the AAAI Conference on Artificial Intelligence*, volume 35, pages 14515–14523.
- Shan Zhao, Minghao Hu, Zhiping Cai, and Fang Liu. 2021b. Modeling dense cross-modal interactions for joint entity-relation extraction. In *Proceedings of the Twenty-Ninth International Conference on International Joint Conferences on Artificial Intelligence*, pages 4032–4038.

## A Implementation Details

For each uni-modal and multi-modal approach, the maximum length of the sequence input and batch size are respectively set to 128 and 16. For our FMIT approach, we utilize the pre-trained cased  $BERT_{base}$  model with dimension of 768 to initial word representations  $H_x$ , and employ a pre-trained 152-layer ResNet with dimension of 2048 to initial the visual representations  $H_v$ . The parameters of both pre-trained models keep fine-tuned during training. After dimension aligned, the dimension  $d$

of both modalities are transformed into 512. The dropout rate and tradeoff rate  $\lambda$  are respectively set to 0.2 and 0.25. To train our model, we use Adam optimizer with a learning rate of  $5e-5$  for pre-trained models and  $2e-4$  for other parameters.