

AniWho : A Quick and Accurate Way to Classify Anime Character Faces in Images

Martinus Grady Naftali
martinus.naftali@binus.ac.id
Bina Nusantara University
Jakarta, Indonesia

Kelvin Julian
kelvin.julian@binus.ac.id
Bina Nusantara University
Jakarta, Indonesia

Jason Sebastian Sulistyawan
jason.sulistyawan@binus.ac.id
Bina Nusantara University
Jakarta, Indonesia

Felix Indra Kurniadi
felix.kurniadi@binus.ac.id
Bina Nusantara University
Jakarta, Indonesia

ABSTRACT

This paper aims to dive more deeply into various models available, including; InceptionV3, InceptionResNetV2, MobileNetV2, and EfficientNetB7 using transfer learning, to classify Japanese animation-style character faces. This paper has shown that EfficientNet-B7 has the highest accuracy rate with 85.08% top-1 Accuracy, followed by MobileNetV2, having a slightly less accurate result but with the benefits of much lower inference time and fewer number of required parameters. This paper also uses a few-shot learning framework, specifically Prototypical Networks, which produces decent results that can be used as an alternative to traditional transfer learning methods.

KEYWORDS

computer vision, few-shot learning, image classification, prototypical networks, transfer learning

1 INTRODUCTION

Image Recognition is a subcategory of Computer Vision and Artificial Intelligence. Its goal is to be able to identify images based on select features that the machine learning model has learned from [1]. In enabling the machine learning model to recognize objects in images, the model is given a large amount of data. The data consists of images that contain the selected object that the machine learning model is meant to recognize (e.g., if a model is intended to identify cars, then the data given is a large number of images of vehicles with varieties) [1, 2]. The model is trained to define which features make up an object within the image [3, 4].

Image recognition is mainly used to carry out machine-based tasks such as labeling parts of the image to enable object detection within the image and so on [2]. One of the use cases of image recognition is creating a machine learning model to recognize artists based on their artwork [5]. Another real-life application of image recognition is mask detection to detect whether the person is appropriately wearing a mask or not during this pandemic [6, 7].

In the past few years, many people have started making many machine learning models and training them to recognize and differentiate many objects such as animals, plants, art, and even blood cells [8, 9]. One of the topics many people have not approached

yet is the face recognition of animated characters such as cartoons, Japanese animation, and many more.

Thus in this paper, machine learning models are tested to classify Japanese animation-style cartoon character faces. We can utilize the model to develop an application capable of identifying Japanese animation-style cartoon characters' identities based on mere images and use it to develop a recommendation system. One such example of a similar application by Kurt & Ozkan [10] is an image recommendation system based on the users' input images. Japanese animation-style cartoons have been snowballing, making billions of dollars in revenue from major streaming platforms such as Netflix and Amazon Prime, resulting in a large audience of at least 35.15 million people in Japan in 2019 [11]. Besides that, Japanese animation tends to have a wide variety in style and confuses people in identifying the character with only a picture [12–14]. We developed this paper based on the large number of people that tend to receive images of unknown Japanese animation-style cartoon images from social media.

In other related works [15], feature extraction for face classification in images tends to be less accurate because features such as hair color and eye size depend on the artist's style. Also, other related works [16] have done experiments with various Convolutional Neural Networks (CNN) that utilize a type of shallonet and also a Vision Transformer (ViT) type of architecture. The main objective of this research is to compare Deepnet architectures classification accuracy on Japanese animation-style cartoon characters and experiment with different approaches which utilize a few-shot method on prototypical networks. Where our contributions are the following:

- Top-1, Top-5 Accuracy and inference time evaluation of various transfer learning machine learning models for Face classification of Japanese Animation Cartoon Faces.
- Empirically proven Prototypical Networks viability for Few-Shot classification of small and imbalanced Japanese Animation Character Faces dataset.

This paper is organized as follows: We elaborate on methods and datasets in Section II. Furthermore, in Section III, we experiment with transfer learning on various pre-trained convolutional neural network models trained on ImageNet. We freeze all layers except the classification layer to identify which models have the highest accuracy rate. We also utilize a prototypical network to perform

few-shot learning, in which the classifier can determine the class of an image, given a small number of examples for each class. Then Section IV presents the results of the conducted experiments after training the model, whereas Section V presents our remarks and future work on this project.

2 MATERIALS AND METHOD

In this section, we elaborate more on the various machine learning models used in classifying Japanese cartoon-style cartoon faces. Then, the pre-processing stage for the input images and the parametrization of the machine learning models are compared. Finally, the dataset we use is explained briefly as well.

2.1 InceptionV3

A machine learning architecture developed by Google is also an extension of the prize-winning inception-v1 [17]. The model consists of symmetric and asymmetric building blocks that include convolutions, average pooling, max pooling, concatenations dropouts, and fully connected layers. In InceptionV3, the loss is computed using Softmax, and batch normalization is used extensively throughout the model and applied to activation inputs [18]. In other works, the InceptionV3 model is mainly used for transfer learning, and then the model is also trained once more with the specific datasets used in the experiment [19–21]. This paper itself also uses the mentioned method.

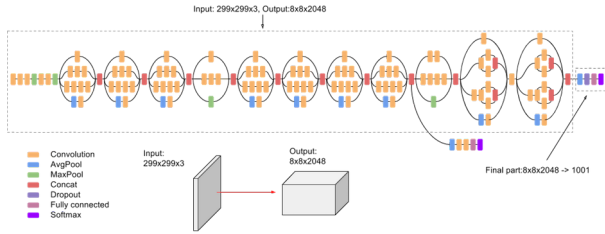


Figure 1: High-level Diagram of the Inceptionv3. Figure taken from [22]

2.2 InceptionResNetV2

A combination of residual connections and the Inception architecture [21]. The InceptionResNetV2 model has a depth of 164 layers and has been trained on more than a million images from the ImageNet database [23]. As the model combines two machine learning networks, the InceptionResNetV2 network utilizes residual connections that replace the filter concatenation stage of the Inception architecture [24], enabling higher efficiency in classifying images. Other works tend to utilize the model for goals of object recognition within images [23] through its feature extraction capabilities. The following Figure 2 illustrates the schematic diagram of the InceptionResNetV2 architecture.

2.3 MobileNetV2

Being an enhanced version of its predecessor, the MobileNetV2 focuses on portability and its usage for image classification [25]. In

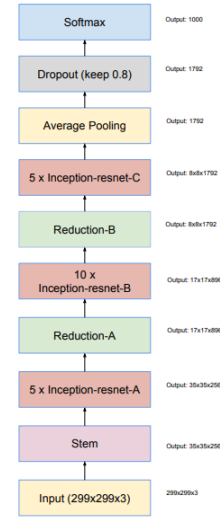


Figure 2: Schema Diagram of the Inception ResNetV2 network. Figure taken from [24]

achieving portability, the MobileNetV2 applies the Depthwise Separable Convolutions (DSC) technique as used in the previous version and the Pointwise Convolution resulting in a decreased number of ordinary convolutions up to 18 them [25]. Unlike the MobileNetV1, in which a batch norm and ReLU follow the layers, MobileNetV2 uses Linear Bottlenecks within the convolution blocks to decrease the rate of lost information between linear layers, increasing the accuracy of image classification from the model [25, 26]. The main addition of the new version is an inverted design known as Inverted Residuals, where short-cuts are added directly between the bottlenecks to improve the ability of a gradient to propagate across layers. Also, this inverted design has been proven to be more memory efficient [25–27].

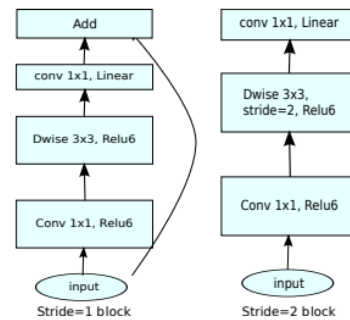


Figure 3: MobileNetV2 convolutional block. Figure taken from [25]

2.4 EfficientNet B7

The EfficientNet is a family of optimized models for FLOPs and parameters efficiency [28]. Based on other works [29], the EfficientNet model uses a simple yet highly effective compound coefficient to scale up CNNs in a more structured manner. Like the MobileNetV2, the EfficientNet architecture uses a mobile inverted bottle-neck convolution (MBConv) [28]. While other EfficientNet versions are obtained by scaling up the baseline network, some works [28, 29] have obtained that the EfficientNetB7 version is the most accurate. Figure 4 below illustrates the architecture of Baseline EfficientNet.

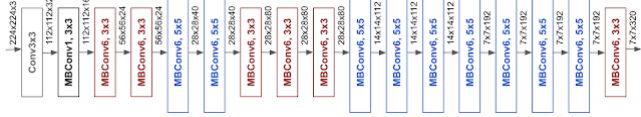


Figure 4: Architecture of Baseline EfficientNet. Figure taken from [30]

2.5 Prototypical Network

The Prototypical Network is a few-shot learning framework that performs metric learning to perform classification using the computed distances to prototype representations of each class [31]. Besides it being simple to implement and highly extensible [31], Prototypical Networks also uses meta-learning, which enables the model to identify by itself if the training process it has been doing is making progress or not by learning and comparing its experiences from each task it has done [31, 32]. Metric learning enables the model to establish similarities within images during training, which then will be used to identify the images outside the images it was trained on [31]. Based on other works [32], Prototypical Network has several drawbacks leading to undesired classification performance.

A Prototypical Network only considers the mean vectors, creating misclassification when the variance in the support set is relatively large. Prototypical networks use a CNN as a backbone to project support and query images into feature space and then find an excellent way to classify query images by comparing representation in the feature space. The following Figure 5 below gives an illustration of a Prototypical Network.

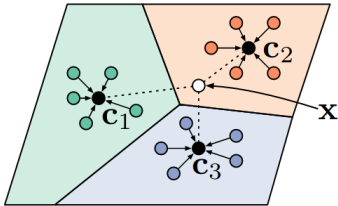


Figure 5: Prototypical Network. C_i are the computed mean of the embedded support set of each class. X is the query point that needs to be classified. Figure taken from [32]

2.6 Image Pre-Processing and Data Augmentation

The process of image pre-processing consists of many operations, such as rescaling and cropping. The process of image pre-processing itself is done to enable the input images to be used with the corresponding input layers based on the current model used.

2.7 Parametrization of Image Classification Algorithms and Training Details

In image classification, most models undergo a training process where the model is given a collection of input images based on their corresponding ground truth boxes for each of their classes. In our approach to building our model, we utilize the transfer learning method from the previously selected models: the InceptionV3, InceptionResNetV2, MobileNetV2, EfficientNetB7, and a few-shot method, with a Prototypical Network framework.

In this paper, to compare the transfer learning models used based on the Japanese Styled Characters Images, the main metrics that are compared consist of; train top-1 accuracy, train top-5 accuracy, validation top-1 accuracy, validation top-5 accuracy, test top-1 accuracy, test top-5 accuracy, and inference time. Meanwhile, for prototypical networks, only accuracy is used for comparison.

2.8 Utilized Dataset

The dataset used in this paper consists of 9738 images and 130 character classes, with approximately 75 images in each class extracted from the Danbooru website, a board developed by the Japanese animation-style cartoon community for image hosting and collaborative tagging [15].

3 EXPERIMENTS

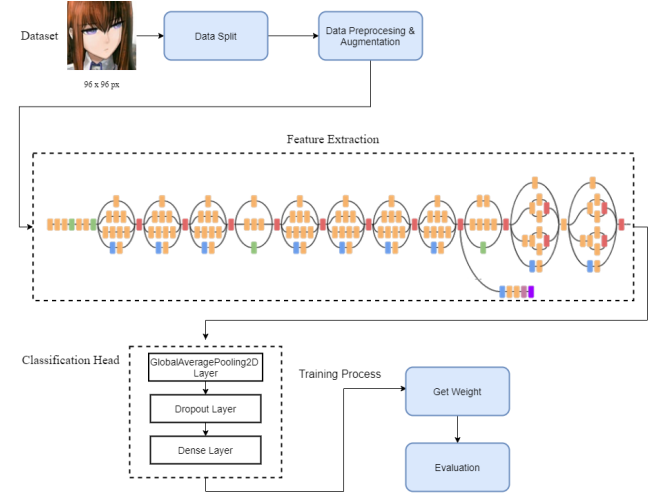


Figure 6: Transfer Learning Experiment Flow.

3.1 Transfer Learning Experiment

In this experiment, the dataset images are cropped so that only the characters' face is visible and rescaled into a size of 96×96 pixels.

The dataset is split into 90% training and 10% test sets. In this whole experiment, the TensorFlow framework was used. Furthermore, a TensorFlow preprocessing module was used to split the training set into 18% validation and 72% training set. Then, the images are preprocessed and normalized to the scale of 1 / 255. Additionally, the training dataset was augmented during training with the following settings:

Table 1: Dataset Augmentation Settings

Augmentation	Value
RandomRotation	0.4
RandomTranslation	0, 0.2
RandomTranslation	0.2, 0
RandomZoom	0.2, 0.2
RandomFlip	mode="horizontal_and_vertical"
RandomContrast	0.2

To compare machine learning models for facial classification of Japanese animation-style cartoon images with transfer learning, models from InceptionV3, InceptionResNetV2, MobileNetV2, and EfficientNetB7 with pre-loaded weights trained on the ImageNet dataset were instantiated. All classification layers of the models were not included for feature extraction.

A classification head was added on top of the network, which included a couple of new layers with the hub.KerasLayer, Global-AveragePooling2D layer was already included; this layer converts features to a single 1280-element vector per image. A Dropout layer was also added to prevent overfitting during training by randomly setting input units in the network to 0. Finally, a Dense layer with an activation function inside was added to convert features into a single prediction per image.

The base learning rate for training is 0.005, and the number of epochs is 100. Stochastic gradient descent (SGD) optimizer was used with a momentum of 0.9 to optimize training; the decay rate is calculated with the learning rate divided by epoch. Furthermore, models were compiled with the Categorical_Crossentropy loss function and metrics settings, including accuracy and topK CategoricalAccuracy with a k value of 5.

EarlyStopping, which monitored validation loss and patience value of 6, was applied to reduce training time. Furthermore, ReduceLROnPlateau was also applied to monitor the validation loss with a factor value of 0.2, patience value of 3, and minimum learning rate of 0.00001. This learning rate reduction is also crucial when the current learning rate stops improving during training.

For evaluation, each model used was tested with a batch size of 16 and 32, dropout layer in the classification head with rate values of 0.2, 0.5, and 0.8. Finally, the models were also tested with fine-tuning and without fine-tuning. Top-1, Top-5 Accuracy, and inference time of each model were evaluated on a Personal Computer(PC) with 8th Gen. Intel® Core™ i5-8600K Processor 3.60GHz CPU, NVIDIA® GeForce® GTX 1050 TI GPU, and 16GB DDR4 3200MHz RAM.

3.2 Few-Shot Prototypical Network Experiment

In the Few-Shot classification experiment, the dataset preparation was similar to the transfer learning experiment. However, the split



```
True Label: aegis_(persona)
This image is likely belongs to:
> aegis_(persona) : 92.47 % confidence.
> miyazono_kawori : 2.60 % confidence.
> souryuu_asuka_langley : 0.71 % confidence.
> gilgamesh : 0.62 % confidence.
> hayasaka_ai : 0.32 % confidence.
```

Figure 7: Top-5 Accuracy means it returns true if one of top 5 predicted labels is the correct label.

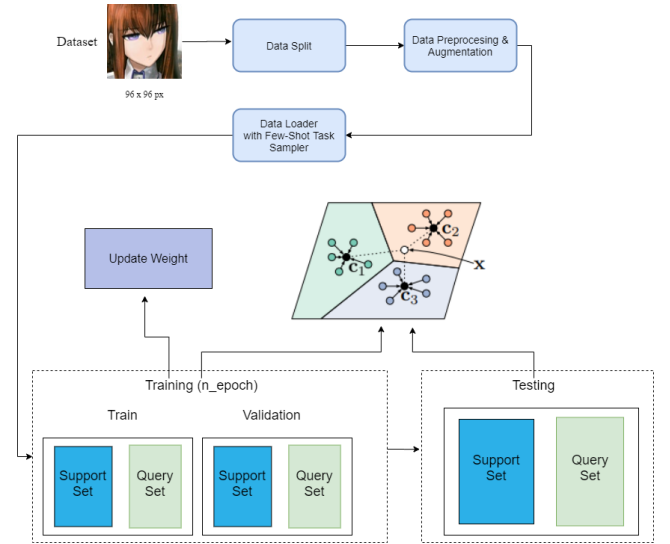


Figure 8: Few-Shot Prototypical Network Experiment Experiment Flow.

process was different; the 130 classes in the dataset were divided into 90 classes for the training set, 20 classes for the validation set, and 20 classes for the test set where none of the sets have the same class in them. Pytorch with an easy-few-shot-learning library was used for this few-shot classification with a prototypical network experiment.

Each set was then preprocessed and augmented using the easyset module. For the training set, images were randomly resized and cropped depending on the image size; then, color jitter was applied with a brightness of 0.4, a contrast of 0.4, and saturation of 0.4. Random horizontal flip was also applied, and finally, the images were converted to tensors and normalized. For validation and test set, different settings were applied to the images. First, the images were cropped and centered, and finally, the images were converted to tensors and normalized.



Figure 9: Left is support set and right is query set.

Each set was loaded to the DataLoader module using a customized TaskSampler provided by the easy-few-shot-learning library to feed a few-shot classification task to the model. Each set then will be divided into support sets and query sets with a combination of several classes, K shot or several images per class in the support set, several tasks, and N query or number of images per class in the query set. All the experiments were tested with ten images of the query and 100 tasks per epoch training, 100 tasks validation, and 1000 tasks testing. 4 Experiments were conducted with 5-class 5-shot, 5-class 1-shot, 20-class 5-shot, and 20-class 1-shot.




Figure 10: 5-class 5-shot on support set and 10 query on query set.

The training process in a few-shot is called Meta-Training. In Meta-Training, Prototypical Networks need the backbone to project support and query images into feature space. This experiment uses custom ResNet architecture with pre-trained weights provided by the easy-few-shot-learning library for the backbone. 100 epochs, CrossEntropyLoss, and a base learning rate of 0.01 were set for training. To optimize the training, SGD was used with a momentum of 0.9 and a weight decay of 0.0005. A learning rate scheduler was also applied using MultiStepLR with a gamma of 0.1 and epoch milestones of 50 and 80.

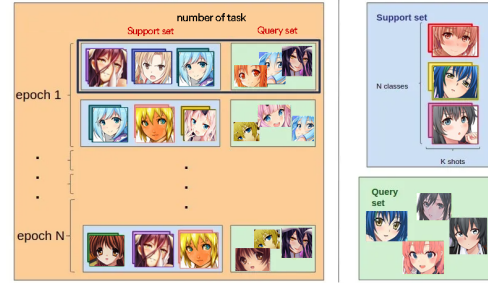


Figure 11: Meta-Training.

4 RESULTS AND DISCUSSION

4.1 Transfer Learning

The following tables below consist of the results based on each machine learning model utilized with a description of the hyperparameter values.

Table 2: InceptionV3 Classification Results

Model	Batch Size	Fine Tune	Dropout Rate	Accuracy (%)	Train	Valid	Test
InceptionV3	32	FALSE	0.2	top-1	22.84	25.52	26.37
				top-5	54.36	54.36	54.48
			0.5	top-1	64.29	35.68	38.94
				top-5	90.2	66.02	65.77
			0.8	top-1	36.26	35.81	36.57
				top-5	67.24	64.13	65.06
	16	TRUE	0.2	top-1	100	75.98	76.73
				top-5	100	91.15	90.87
			0.5	top-1	8.98	12.96	12.8
				top-5	32.8	39.19	40.9
			0.8	top-1	2.35	2.6	4.04
				top-5	10.94	12.5	15.7
InceptionV3	32	FALSE	0.2	top-1	23.52	27.19	28.01
				top-5	50.7	56.38	57.75
			0.5	top-1	68.17	34.92	35.9
				top-5	92.24	64.56	63.91
			0.8	top-1	37.05	33.51	34.94
				top-5	68.19	64.56	63.33
InceptionV3	16	TRUE	0.2	top-1	59.69	50.77	50.63
				top-5	87.94	74.1	77.57
			0.5	top-1	37.15	39.56	37.82
				top-5	71.32	68.11	71.32
			0.8	top-1	1.83	1.68	2.69
				top-5	8.89	8.76	11.65

From the result above on InceptionV3, it has been observed that overall fine-tuning gives a better result on test results with a dropout rate of 0.2. This is because fine-tuning unfreezes a few top layers from the frozen base model of the network, enabling training on those layers. While a dropout rate of 0.5 and 0.8 does not always give a better result when fine-tuned because this model might be prone to lose more information when the dropout rate for dropping input units in the network is more significant than 0.2. Overall, batch size only made little difference in test result value between batch size 32 and 16 except on batch size 32 with fine-tune enabled and a dropout rate of 0.2. This might be caused by the learning process that converges slowly, resulting in a more

accurate estimate of the entire dataset’s error gradient. However, this caused overfitting since the training resulted in a value of 100%. This is because more layers were exposed to training while only a dropout of 0.2 was used.

Table 3: InceptionResNetV2 Classification Results

Model	Batch Size	Fine Tune	Dropout Rate	Accuracy(%)	Train	Valid	Test
InceptionResNetV2	32	FALSE	0.2	top-1	88.44	44.01	45.91
				top-5	98.56	71.35	71.32
			0.5	top-1	61.12	44.14	45.91
				top-5	86.96	69.53	71.13
			0.8	top-1	37.19	40.49	42.35
				top-5	67.92	67.12	68.82
		TRUE	0.2	top-1	100	73.44	70.48
				top-5	100	90.23	89.89
			0.5	top-1	70.45	75.39	74.98
				top-5	89.75	90.89	90.76
			0.8	top-1	70.45	69.08	67.66
				top-5	89.75	89.19	88.93
	16	FALSE	0.2	top-1	28.28	32.22	31.76
				top-5	56.16	62.18	62.85
			0.5	top-1	18.6	28.03	29.84
				top-5	43.21	57.47	59.00
			0.8	top-1	10.31	23.78	24.06
				top-5	27.95	50.97	50.53
		TRUE	0.2	top-1	73.7	65.66	65.83
				top-5	94.6	88.02	88.93
			0.5	top-1	27.99	33.7	33.3
				top-5	58.54	64.95	65.06
			0.8	top-1	3.6	5.73	7.12
				top-5	15.01	24.48	26.28

InceptionResNetV2 is better when fine-tuned and using dropout rates of 0.2 and 0.5. This is because the 0.8 rate causes more nodes to be dropped out. When fine-tuned, this model also shows that unfreezing a few top layers of the model enables more layers to be trained for this specific task. The number of batches also does not make a significant difference.

Table 4: MobileNetV2 Classification Results

Model	Batch Size	Fine Tune	Dropout Rate	Accuracy(%)	Train	Valid	Test
MobileNetV2	32	FALSE	0.2	top-1	95.09	58.53	57.88
				top-5	99.75	81.58	82.69
			0.5	top-1	82.52	60.42	59.33
				top-5	97.68	83.4	83.37
			0.8	top-1	48.3	59.24	59.42
				top-5	77.23	81.97	81.92
		TRUE	0.2	top-1	97.77	81.12	80.19
				top-5	100	93.16	92.69
			0.5	top-1	100	82.03	81.92
				top-5	100	93.88	94.62
			0.8	top-1	97.44	76.69	75.58
				top-5	99.86	91.73	90.67
	16	FALSE	0.2	top-1	97.08	59.41	57.79
				top-5	99.93	81.77	81.63
			0.5	top-1	79.13	59.73	60.38
				top-5	96.52	82.6	82.4
			0.8	top-1	49.19	59.34	59.33
				top-5	79.37	82.28	82.12
		TRUE	0.2	top-1	100	82.99	81.54
				top-5	100	93.94	93.17
			0.5	top-1	99	83.31	82.12
				top-5	100	94.33	93.85
			0.8	top-1	94.69	77.77	77.4
				top-5	99.52	92.59	93.17

Overall, with MobileNetV2, batch size does not make a significant difference in test results; furthermore, fine-tuning results were better because of the same reason as the previous model. This model is also suitable for using a dropout rate of 0.2 and 0.5, the same as InceptionResNetV2, because, with a rate of 0.8, there might be too many dropped nodes. It is also seen that this model is prone to overfitting because most training results are near 100%. This is because the number of parameters in MobileNetV2 is relatively tiny, that is 2.424.514, which might lead to weak regularization making the network not flexible enough.

Table 5: EfficientNetB7 Classification Results

Model	Batch Size	Fine Tune	Dropout Rate	Accuracy(%)	Train	Valid	Test
EfficientNetB7	32	FALSE	0.2	top-1	77.31	50.78	52.17
				top-5	93.54	75.72	76.13
			0.5	top-1	66.78	49.87	51.01
				top-5	88.83	74.67	74.88
			0.8	top-1	24.08	30.27	30.7
				top-5	48.63	57.1	56.59
	16	FALSE	0.2	top-1	42.66	34.28	34.84
				top-5	69.37	62.11	62.27
			0.5	top-1	35.87	33.25	35.71
				top-5	62.96	61.15	60.35
			0.8	top-1	23.76	30.35	31.18
				top-5	49.44	57.6	57.75
		TRUE	0.2	top-1	98.31	84.21	84.7
				top-5	99.97	95.23	95.96
			0.5	top-1	96.4	84.79	84.6
				top-5	99.94	95.43	96.15
			0.8	top-1	94.77	85.18	85.08
				top-5	99.73	95.88	95.96

Unfortunately, only this model does not have a batch size of 32 with fine-tune on because the computer was not able to handle the considerable memory requirement. When fine-tuned was off, an overall batch size of 32 gave a better result in test accuracy. This might be because a bigger batch size results in a more accurate estimate of the error gradient. In a batch size of 16, the results of the fine-tuned model were better than the non-fine-tuned one because a few top layers from the frozen base model were unfrozen. It is also observed that drop-out rates of 0.2, 0.5, and 0.8 are all suitable for fine-tuned models on a batch size of 16 since there is no significant difference in the results on the test accuracy. Unfortunately, this model is prone to overfit when fine-tuned because the training accuracy is near 100%.

Table 6: Test Results Comparison

Model	Number of Parameter	top-1 Accuracy (%)	top-5 Accuracy (%)	Inference Time (ms)
Inception-V3	22,069,154	76.73	90.87	29.83
InceptionResnet-V2	54,536,546	74.98	90.76	70.26
Mobilenet-V2	2,424,514	81.92	94.62	17.32
EfficientNet-B7	64,430,610	85.08	95.96	104.91

Test results show that in accuracy, EfficientNet-B7 outperforms other models that were tested. Slightly less accurate than EfficientNet-B7 is Mobilenet-V2 with 81.92% in top-1 accuracy.

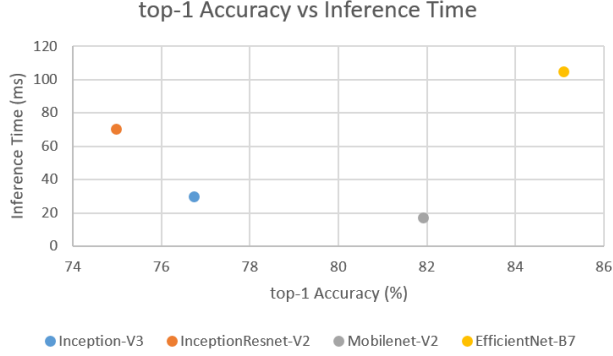


Figure 12: Top-1 Accuracy vs Inference Time.

Although Mobilenet-V2 uses much fewer parameters and has the fastest inference time than EfficientNet-B7 with only 2424514 parameters and 17.32 ms inference time, the only catch is that Mobilenet-V2 seems to be overfitting from the result in table 4. Both Inception-V3 and Mobilenet-V2 are based on depthwise separable convolutions, which makes them require fewer parameters. In the case of Inception-V3, it can surpass Inception Resnet-V2 by a bit while having half the number of parameters.

4.2 Few-Shot Prototypical Network

The following table below shows accuracy results from four different combinations of numbers of classes and images with prototypical networks.

Table 7: Prototypical Network Result

Accuracy (%)	5-way	20-way
1-shot	75.52	65.40
5-shot	89.27	80.52

The results show that accuracy with a few-shot scenario gave pretty good results, especially in a 5-way 5-shot scenario with 89.27% accuracy. This shows that in a Japanese animation-style cartoon face dataset with only a given small number of examples, in this case, five examples in each class, it could accurately classify images in the query set. However, as the number of shots decreased and the number of ways or classes increased, the accuracy started to deteriorate. This is because prototypical networks only use mean vectors, so when the support set's class variation is high and the number of examples is small, it might lead to misclassification.

5 CONCLUSION

This paper shows the use of various machine learning architectures to classify Japanese-styled character images. Mainly transfer learning and prototypical networks in which the dataset used differs in splitting the training, validation, and testing data where prototypical networks use different classes for training, validation, and testing instead of using all available classes.

The result shows that one of the transfer learning models, EfficientNet-B7 bested all other transfer learning models, with the top-1 and top-5 accuracy being 85.08% and 95.96% for the latter. However, this comes at the cost of the excessive number of parameters required and high inference time.

Another transfer learning model compensates for these drawbacks, Mobilenet-V2, which has a lower accuracy of top-1 81.92% and top-5 94.62% but requires much fewer parameters than all of the other transfer learning models. This also results in a shallow inference time of only 17.32ms. However, this model also has its drawbacks, mainly the high risk of overfitting.

A new way of tackling this problem is using a few-shot method that uses far fewer images for the dataset, resulting in a more scalable model to add new classes. One of the models that can be used for few-shot learning is a prototypical network that uses a meta-learning algorithm to give an accurate estimation further.

Experimental results show that a 5-way 5-shot scenario prototypical networks produce a high accuracy of 89.27%. This is because the number of classes is minimal, causing the model to differentiate between classes even with a small image sample easily.

However, because of the use of mean vectors, the accuracy began to plummet significantly as the number of shots decreased and the number of ways or classes increased.

The result shows that the prototypical network is a viable alternative to traditional transfer learning models regarding Japanese-styled character image classification. Mainly because of the small number of images needed for a quicker training process.

Future works are expected to include a future few-shot learning framework that might overcome the misclassification problem with prototypical networks.

REFERENCES

- [1] Huanliang Li. The research of intelligent image recognition technology based on neural network. In *Proceedings of the 2015 International Conference on Intelligent Systems Research and Mechatronics Engineering*, pages 1733–1736. Atlantis Press, 2015/04.
- [2] Kaiming He, Xiangyu Zhang, Shaoqing Ren, and Jian Sun. Deep residual learning for image recognition. In *2016 IEEE Conference on Computer Vision and Pattern Recognition (CVPR)*, pages 770–778, 2016.
- [3] S. Regina Lourdu Sughanthi, M. Hanumanthappa, and S. Kavitha. Event image classification using deep learning. In *2018 International Conference on Soft-computing and Network Security (ICSNS)*, pages 1–8, 2018.
- [4] Christof Henkel and Philipp Singer. Supporting large-scale image recognition with out-of-domain samples. *CoRR*, abs/2010.01650, 2020.
- [5] Mohammad M. AlyanNezhadi, Hossein Dabbaghan, Samira Moghani, and Majid Forghani. A painting artist recognition system based on image processing and hierarchical svm. In *2019 5th Conference on Knowledge Based Engineering and Innovation (KBEI)*, pages 537–541, 2019.
- [6] Abdullah Ahmad Khan, Mohd. Belal, and GhufuranUllah. Rapid face mask detection and person identification model based on deep neural networks. *CoRR*, abs/2112.09951, 2021.
- [7] Chun-Wei Yang, Thanh Hai Phung, Hong-Han Shuai, and Wen-Huang Cheng. Mask or non-mask? robust face mask detector via triplet-consistency representation learning. *ACM Trans. Multimedia Comput. Commun. Appl.*, 18(1s), jan 2022.

- [8] Jayani P. G. Lakshika and Thiya S. Talagala. Computer-aided interpretable features for leaf image classification. *CoRR*, abs/2106.08077, 2021.
- [9] Wei Qiu, Jiaming Guo, Xiang Li, Mengjia Xu, Mo Zhang, Ning Guo, and Quanzheng Li. Multi-label detection and classification of red blood cells in microscopic images. In *2020 IEEE International Conference on Big Data (Big Data)*, pages 4257–4263, 2020.
- [10] Zühal Kurt and Kemal Özkan. An image-based recommender system based on feature extraction techniques. In *2017 International Conference on Computer Science and Engineering (UBMK)*, pages 769–774, 2017.
- [11] The Kadokawa Game Linkage Corporation. Anime marketing hakusho. https://www.f-ism.net/report/anime_mkt_2020.html, February 2020.
- [12] Badal Soni, Debangana Thakuria, Nilutpal Nath, Navarun Das, and Bhaskarananda Boro. Rikonet: A novel anime recommendation engine. *CoRR*, abs/2106.12970, 2021.
- [13] Iskandar Setiadi. Image recognition for anime characters @online. <https://freedomofkeima.com/blog/posts/flag-15-image-recognition-for-anime-characters>, Oct 2017.
- [14] Iskandar Setiadi. Deep learning in python: Image recognition for anime characters @online. <https://pycon.hk/2018/deep-learning-in-python-image-recognition-for-anime-characters>, Oct 2018.
- [15] Kohei Takayama, Henry Johan, and Tomoyuki Nishita. Face detection and face recognition of cartoon characters using feature extraction. In *Image, Electronics and Visual Computing Worksho*, page 48, 2012.
- [16] Edwin Arkel Rios, Wen-Huang Cheng, and Bo-Cheng Lai. DAF: re: A challenging, crowd-sourced, large-scale, long-tailed dataset for anime character recognition. *CoRR*, abs/2101.08674, 2021.
- [17] K V Sai Sundar, Lokeshwar Rao Bonta, Anil Kumar Reddy B., Pallav Kumar Baruah, and S Siva Sankara. Evaluating training time of inception-v3 and resnet-50,101 models using tensorflow across cpu and gpu. In *2018 Second International Conference on Electronics, Communication and Aerospace Technology (ICECA)*, pages 1964–1968, 2018.
- [18] Christian Szegedy, Vincent Vanhoucke, Sergey Ioffe, Jon Shlens, and Zbigniew Wojna. Rethinking the inception architecture for computer vision. In *2016 IEEE Conference on Computer Vision and Pattern Recognition (CVPR)*, pages 2818–2826, 2016.
- [19] Cheng Wang, Delei Chen, Lin Hao, Xuebo Liu, Yu Zeng, Jianwei Chen, and Guokai Zhang. Pulmonary image classification based on inception-v3 transfer learning model. *IEEE Access*, 7:146533–146541, 2019.
- [20] Rohita Sinha and Jennifer Clarke. When technology meets technology: Retrained ‘inception v3’ classifier for ngs based pathogen detection. In *2017 IEEE International Conference on Bioinformatics and Biomedicine (BIBM)*, pages 1–5, 2017.
- [21] Ravi M. Kamble, Genevieve C. Y. Chan, Oscar Perdomo, Manesh Kokare, Fabio A. González, Henning Müller, and Fabrice Mériaudeau. Automated diabetic macular edema (dme) analysis using fine tuning with inception-resnet-v2 on oct images. In *2018 IEEE-EMBS Conference on Biomedical Engineering and Sciences (IECBES)*, pages 442–446, 2018.
- [22] Advanced guide to inception v3 | cloud tpu | google cloud. <https://cloud.google.com/tpu/docs/inception-v3-advanced>.
- [23] Ezz El-Din Hemdan, Marwa Ahmed Shouman, and Mohamed Esmail Karar. Covidx-net: A framework of deep learning classifiers to diagnose covid-19 in x-ray images. *ArXiv*, abs/2003.11055, 2020.
- [24] Christian Szegedy, Sergey Ioffe, Vincent Vanhoucke, and Alexander A. Alemi. Inception-v4, inception-resnet and the impact of residual connections on learning. In *Proceedings of the Thirty-First AAAI Conference on Artificial Intelligence, AAAI’17*, page 4278–4284. AAAI Press, 2017.
- [25] Mark Sandler, Andrew Howard, Menglong Zhu, Andrey Zhmoginov, and Liang-Chieh Chen. Mobilenetv2: Inverted residuals and linear bottlenecks. In *2018 IEEE/CVF Conference on Computer Vision and Pattern Recognition*, pages 4510–4520, 2018.
- [26] Ke Dong, Chengjie Zhou, Yihan Ruan, and Yuzhi Li. Mobilenetv2 model for image classification. In *2020 2nd International Conference on Information Technology and Computer Application (ITCA)*, pages 476–480, 2020.
- [27] Andrew Howard, Mark Sandler, Bo Chen, Weijun Wang, Liang-Chieh Chen, Mingxing Tan, Grace Chu, Vijay Vasudevan, Yukun Zhu, Ruoming Pang, Hartwig Adam, and Quoc Le. Searching for mobilenetv3. In *2019 IEEE/CVF International Conference on Computer Vision (ICCV)*, pages 1314–1324, 2019.
- [28] Mingxing Tan and Quoc V. Le. Efficientnet: Rethinking model scaling for convolutional neural networks. *CoRR*, abs/1905.11946, 2019.
- [29] Mingxing Tan and Quoc V. Le. Efficientnetv2: Smaller models and faster training. *CoRR*, abs/2104.00298, 2021.
- [30] Pier Luigi Mazzeo, Christian Libetta, Paolo Spagnolo, and Cosimo Distanto. A siamese neural network for non-invasive baggage re-identification. *Journal of Imaging*, 6(11), 2020.
- [31] Jake Snell, Kevin Swersky, and Richard S. Zemel. Prototypical networks for few-shot learning. *CoRR*, abs/1703.05175, 2017.
- [32] Kei Mukaiyama, Issei Sato, and Masashi Sugiyama. Lfd-protonet: Prototypical network based on local fisher discriminant analysis for few-shot learning. *CoRR*, abs/2006.08306, 2020.