

LOGLG: Weakly Supervised Log Anomaly Detection via Log-Event Graph Construction

Yuhui Guo^{2*}, Hongcheng Guo^{1*}, Renjie Chen¹, Jian Yang¹, Jiaheng Liu¹, Zhoujun Li¹, Tieqiao Zheng², Liangfan Zheng², Weichao Hou², Bo Zhang²
¹Beihang University ²Cloudwise Research
 yhguo@ruc.edu.cn; {hongchengguo, jiaya, liujiaheng, lizj}@buaa.edu.cn; {steven.zheng, leven.zheng, william.hou, bowen.zhang}@cloudwise.com

Abstract

Fully supervised log anomaly detection methods require a lot of labeled data to achieve promising performance. Thus, how to alleviate the heavy burden of annotating massive unlabeled log data has received much attention. Recently, many semi-supervised log anomaly detection methods have been proposed to reduce the annotation costs with the help of templates parsed from labeled normal data. However, these methods usually consider each keyword independently, which disregard the correlation among keywords in log events and the contextual relationships among log sequences. In this paper, we propose a novel weakly supervised log anomaly detection framework, named LOGLG, to explore the semantic connections among keywords from sequences. Specifically, we design an iterative process, where the keywords of unlabeled logs are first extracted to construct a log-event graph in each iteration. Then, we build a subgraph annotator to alter the purpose of generating pseudo labels for unlabeled log sequences into annotating corresponding log-subgraphs. To ameliorate the annotation quality, we adopt a self-supervised task to pre-train a subgraph annotator. After that, a log anomaly detection model is trained with the pseudo labels generated by the subgraph annotator. Conditioned on the classification results, we re-extract the keywords from the classified log sequences and update the log-event graph for the next iteration. Experiments on five benchmarks validate the effectiveness of LOGLG for detecting anomalies on unlabeled log data, and demonstrate that LOGLG, as the state-of-the-art weakly supervised method, achieves significant performance improvements compared to existing semi-supervised methods.

Introduction

Due to the recent advancement of the IT industry, software systems have become larger and more complex, which bring huge challenges for maintaining systems (Yao et al. 2017; Chen et al. 2019). To handle these issues, log analysis (Chen et al. 2020a; Zhao et al. 2020; Chen et al. 2020b) is adopted as the main technique to identify faults and capture potential risks. With the development of deep learning, fully supervised log anomaly detection approaches (Zhang et al. 2019) have achieved promising successes, which need a large amount of labeled training data consisting of normal and anomalous log sequences. However, labeling massive unlabeled log data is time-consuming and expensive,

*Equal contribution.

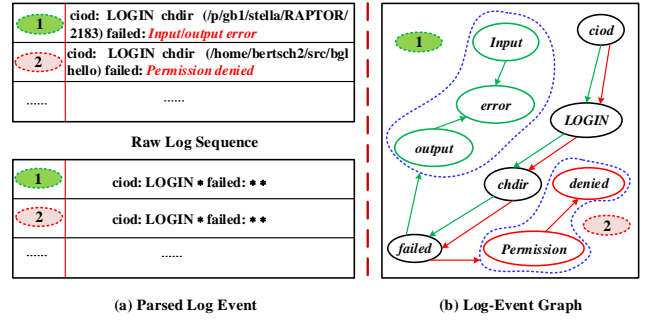


Figure 1: (a) Number 1 represents log event from normal data while number 2 represents log event from abnormal data. They are from different categories, but generate same parsed log event, leading to incorrectly distinguish normal log and abnormal log. (b) Our method exploits the semantic correlation among keywords from different log events by graph. Each event has their corresponding subgraphs, thus we can identify anomaly easily without a parser.

especially manual annotation of abnormal logs in practical scenarios. Thus, semi-supervised learning has attracted increasing interest, resulting in various semi-supervised log anomaly detection methods (Le and Zhang 2021; Han and Yuan 2021) are proposed. Such methods usually have an advantage that no labeled anomalous data are needed, which generally employ labeled normal logs to generate templates and detect the log anomaly by comparing these templates. But they always employ the log parsing tool (He et al. 2017) to convert the raw logs into the log templates, which produce a noticeable number of parsing errors. In Figure 1, valuable information (**Permission denied** and **Input/output error**) is lost after parsing, and these two log events have the same template (**ciod: LOGIN * failed: ****) while they come from different classes, which leads to the confusion of semantics as discussed in (Le and Zhang 2021). Thus, the log anomaly detection has following key challenges: manual labeling and semantic information deficiency.

In this paper, to address above shortcomings in log anomaly detection filed, we propose a novel weakly supervised framework for **LOG** anomaly detection via **Log-event Graph** construction, called LOGLG, which attempts to explore semantic correlation among logs without both log

parsing and labeled log data. As shown in Figure 1, the log messages contain two parts: public semantics (**ciod: LOGIN * failed: ****) and private semantics (**Input/output error**). Using log parsing brings semantic loss, but without parsing will cause information redundancy and interference, while the topology of Graph Neural Network (GNN) (Xu et al. 2019) can solve these problems, it only needs to set the same nodes to allow information overlap, i.e., public semantics, especially for a large number of digital repetitions and interference in logs, meanwhile, retaining specific semantics, i.e., private semantics, which are lost in log parsing. Therefore, we propose to leverage the GNN to establish the relationships between keywords from logs for generating the semantic correlations.

Specifically, we design an iterative process. In each iteration, LOGLG first constructs a log-event graph G with all extracted keywords from log sequences as nodes and each keyword node updates itself via its neighbors. With G , each unlabeled log event L corresponds to one subgraph G_L of G , so we propose a subgraph annotator to assign a pseudo label to each log event L . Besides, to generate more accurate pseudo-labels, a self-supervised method is designed to train the subgraph annotator, which is then fine-tuned for better performance. In addition, we train a classifier to classify all the unlabeled logs with generated pseudo labels. Based on the classification results, we adopt a simple TF-IDF algorithm to extract more discriminative keywords, where more accurate pseudo labels can be inferred in the next iteration. To evaluate the performance of LOGLG, extensive experiments on five benchmark datasets demonstrate that LOGLG effectively detects log anomaly for massive unlabeled log data through a weakly supervised way, and outperforms state-of-the-art methods.

The main contributions of this work are as follows.

- We propose a novel weakly supervised log anomaly detection framework, called LOGLG, which explores the semantic correlation among log data via log-event graph without utilizing a parser, thus avoiding semantic confusion caused by the parsing templates.
- We build an iterative process to ensure the accuracy of both keywords and pseudo labels, where we design a subgraph annotator to generate pseudo labels for corresponding log events without any labeled log data, thus reducing the burden for labeling log data.
- We conduct extensive experiments on five benchmark datasets, and the results demonstrate that our LOGLG gains the state-of-the-art performance compared with existing semi-supervised methods.

Related Work

In this section, we mainly discuss two types of semi-supervised methods, i.e. machine learning based and deep learning based log anomaly detection.

Machine Learning based Log Anomaly Detection

Machine learning based log anomaly detection methods generally contain the following two steps: 1) Preprocessing log

messages, 2) Anomaly detection. For example, some methods (Liang et al. 2007; Chen et al. 2004; Bodík et al. 2010) first represent log sequences as log count vectors, then applying support vector machine, logistic regression and decision tree algorithm to detect anomalies, respectively. Moreover, another type of log count vector representation method such as principal component analysis (Xu et al. 2010) generates two subspaces consisting of normal space and anomaly space, where a log sequence far from the normal space will be regarded as an anomaly. These approaches all require a log parser as a preprocessing operation to extract log templates from log messages. Then, a machine learning model is constructed to detect anomalies.

Deep Learning based Log Anomaly Detection

In recent years, deep learning based log anomaly detection methods have been proposed to analyze log data and detect anomalies (Wittkopp et al. 2021; Meng et al. 2019). For example, Deeplog (Du et al. 2017) is a semi-supervised learning based model and uses an LSTM architecture to predict the next log event, where detecting a log anomaly through whether the log event is included in the top prediction results. PLElog (Yang et al. 2021) is a semi-supervised approach only knowing the labels of a set of normal log sequences, and detects log anomalies by an attention-based GRU neural network. Due to the imperfection of log parsing, above methods may lose semantic meaning of log messages, thus leading to inaccurate detection results. Thus, some methods without log parsing are proposed. For example, LAnoBERT (Lee, Kim, and Kang 2021) proceeds the anomaly detection by using the masked language modeling loss function, however, predicting a keyword of log to detect anomalies is not enough benefit to reflect the log semantics. In this paper, our method utilizes log-event graph to analyse the semantic correlation of logs without log parsing.

Proposed Method

Overview of LOGLG

As shown in Figure 2, our method is an iterative process, it aims to build a weakly supervised log anomaly detection framework by assigning pseudo labels to unlabeled logs U . The input log data of the model contains two parts: 1) A set of initial keywords $L = \{L_1, L_2\}$ extracted by TF-IDF for unlabeled logs, which are randomly initialed into two categories: normal and anomaly keywords, where $L_i = \{w_1^i, w_2^i, \dots, w_{k_i}^i\}$ denotes the k_i keywords of the category i , they will be updated through our iterative process; 2) n unlabeled raw logs $U = \{U_1, U_2, \dots, U_n\}$ from normal and anomaly classes. In each iteration, we first build a log-event graph G based on the semantic correlation among keywords from log sequences, where each keyword node aggregates context information from its neighbors and each unlabeled log sequence corresponds to a subgraph of G . Then, annotating unlabeled logs is converted to annotating the corresponding subgraphs. To ensure the high-quality of subgraph annotator A , we design a self-supervised task on G to train and fine-tune the annotator A with noisy labels. After that, the subgraphs of unlabeled log sequences are annotated by A

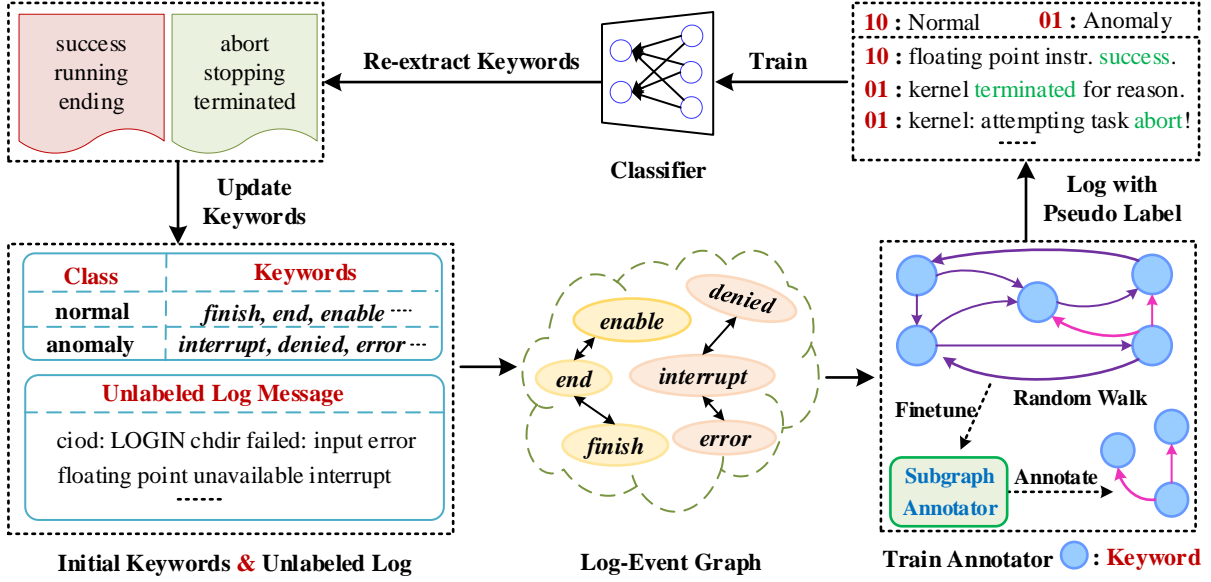


Figure 2: Overview of LOGLG. Our method follows an iterative paradigm. In each iteration, we first build a log-event graph G by using keywords from unlabeled log sequences, where unlabeled log sequences correspond to log-event subgraphs of G . Thus, assigning pseudo labels to raw logs is transformed to annotating the corresponding subgraphs. To train the subgraph annotator, we design a self-supervised pretext task, where the random walk is used to generate induced subgraph as the input of the annotator (i.e., the subgraph formed by pink edges), and finetuning the subgraph annotator to generate the pseudo labels for annotating the unlabeled logs. Then, a log classifier is trained by using log data with pseudo labels. Based on the classification results, the keywords of log sequences are re-extracted and updated for the next iteration.

to generate pseudo labels. With the synthetic labels, we categorizes all unlabeled logs with a trained log classifier. Based on the classification results, keywords are re-extracted and updated for the next iteration, where the training stage finishes when the keywords are completely unchanged.

Log-event Graph Construction

To build the semantic correlation among keywords of raw log sequences, we first exploit the extracted initial keywords to construct a log-event graph G , where the keywords as the vertices and the co-occurrences between keywords as edges, denoted as $G = (V, E)$. Due to the coverage and accuracy of initial keywords from raw unlabeled logs are limited, we design an iterative way to update the keywords containing the semantic correlation. In each iteration, we re-extract keywords based on the results of the log classifier. We employ an enhanced TF-IDF variant to extract the keywords of raw logs, which increases the significance of IDF to reduce the scores of common words. The score of word w_i in class C_k is evaluated as follows:

$$Q(w_i, C_k) = TF(w_i, C_k) \bullet IDF(w_i)^M \quad (1)$$

where M is a hyper-parameter, ablation experiment validates it. Based on the scores, the top Z words in each category are chosen as the keywords for the next iteration.

For vertices V , we represent each keyword with vector $x_v = [v_{class}, v_{index}] \in R^{C+|V|}$, where v_{class} is the one-hot embedding of log classes, v_{index} is the one-hot embedding of keyword index, and C is the number of classes.

For edges E , we set a directed edge between keywords w_i and w_j by their order occurring in unlabeled log sequences and take their co-occurrences F_{ij} as edge attribute. As the number of keywords in each log is limited, we do not limit the number of edges by any sliding window. Then, the semantic correlation information among raw log sequences can be propagated and aggregated by graph neural network over the log-event graph G .

Pseudo Label Generation

After unlabeled log sequences are represented as the subgraphs, the detection of log anomalies is defined as a graph-level classification problem, thus assigning pseudo labels to unlabeled logs is converted into annotating the corresponding subgraphs. The keywords of subgraphs belong to a set of vertices in log-event graph G and the edges among keywords are contained in log-event graph G . Then, we employ Graph Isomorphism Network (GIN) (Xu et al. 2019) as the subgraph annotator (the performance comparison among different GNNs set as the subgraph annotator is shown in supplementary materials) to perform semantic correlation propagation and subgraph readout, which is described as:

$$S_v^{(k)} = MLP^{(k)} \left(\sum_{u \in N(v)} S_u^{(k-1)} + (1 + \varepsilon^k) \cdot S_v^{(k-1)} \right) \quad (2)$$

where $S_v^{(k)}$ denotes the representation of node v after the k^{th} update. $MLP^{(k)}$ is a multi-layer perceptron in the k^{th} layer.

ε is a learnable parameter. $N(v)$ denotes all the neighbors of node v . Then, the generated subgraph is represented as follows:

$$S_G = \text{concat}[\sum_{v \in G} (S_v^{(k)}) | k = 0 \cdots K] \quad (3)$$

where $\sum_{v \in G}(\cdot)$ denotes the aggregation of all node features from the same layer and GIN concatenates the aggregation features from all layers as the subgraph representations.

To obtain the high-quality subgraph annotator, we design a self-supervised task to train and fine-tune the annotator.

Pre-training on Subgraph Annotator The pre-training of the annotator is performed on the log-event subgraph, which is a graph-level self-supervised task. The self-supervised task generally requires samples and labels that are correlated with the downstream task to achieve a better pre-training (Hu et al. 2020). Otherwise, it produces a negative transfer to hurt the generalization of models. Our self-supervised pre-training process is shown in Algorithm 1, the subgraph derived from the random walk is similar to the subgraph generated by an unlabeled log sequence, where the subgraph annotator A is trained to predict the class of the start point of a random walk.

Algorithm 1: Pre-training of Annotator on Log-event Graph

Require:

log-event graph G , unlabeled log sequences U , Gaussian parameters μ_m, σ_m^2 , edge probability p_{ij}

Ensure:

pre-trained subgraph annotator A ;

1: **repeat**

2: Randomly sample a class C_r ;

3: Sample a keyword ω_r from class C_r ;

4: Sample L from distribution $N(\mu_m, \sigma_m^2)$;

5: Perform a random walk on G , with ω_r as start point, p_{ij} as probability, L as length, which will obtain a subgraph G_r ;

6: With G_r as input of A , C_r as predicted target, compute the loss;

7: Compute the gradient and update parameters of A ;

8: **until** convergence

First, we randomly sample a keyword w_r from class C_r as the start point of a random walk. The process of the random walk follows the Gaussian distribution $N(\mu_m, \sigma_m^2)$, **where the number of random walk steps is same as that of the number of keywords contained in an unlabeled log sequence U_i** . The parameters of the Gaussian distribution $N(\mu_m, \sigma_m^2)$ are estimated with U_i as follows:

$$\mu_m = \frac{1}{n} \sum_i^n kf(U_i) \quad (4)$$

$$\sigma_m^2 = \frac{1}{n-1} \sum_i^n [kf(U_i) - \mu_m]^2 \quad (5)$$

where $kf(U_i)$ denotes the number of keywords in a log sequence U_i . Then, we sample the length L of random walk

from distribution $N(\mu_m, \sigma_m^2)$. The derivation for the probability of walking from node w_i to node w_j by the co-occurrence frequency is defined as follows:

$$p_{ij} = \frac{F_{ij}}{\sum_{\omega_k \in N_{\omega_i}} F_{ik}} \quad (6)$$

where F_{ik} is the co-occurrence frequency of ω_i followed by ω_k . $N(\omega_i)$ is the neighbors set of ω_i .

Then, we start from node ω_i to perform L -step random walk. In each step, p_{ij} determines the probability of walking from ω_i to neighbor ω_j . At the end of random walk, we can obtain a subgraph G_r , which is the induced subgraph of the traversed nodes in the log-event graph G .

In self-supervised pre-training process, we feed the induced subgraph G_r into A , where the annotator A learns to predict the class of start point ω_r . The training objective is defined as the negative log likelihood of C_r :

$$L_{self-sup} = - \sum_{r \in rand} C_r \log(A(G_r)) \quad (7)$$

Improvement Strategy on Annotator After pre-training the subgraph annotator A , we design an enhanced strategy to fine-tune it by the voting to generate the labels as follows:

$$\hat{y}_i = \text{argmax}_k \{ \sum_j tf(\omega_j, U_i) | \forall (\omega_j \in M_k) \} \quad (8)$$

where $tf(\omega_j, U_i)$ denotes the term-frequency (TF) of keyword ω_j in log U_i . The loss function is defined as:

$$L_{TF} = - \sum_{i=1}^n (kf(U_i) > 0) \hat{y}_i \log(A(G_i)) \quad (9)$$

where G_i is the subgraph of log sequence U_i .

Training Objective on Log Detection

After training the subgraph annotator A , we use it to generate pseudo labels and annotate all unlabeled logs U , which are used to train a log classifier. Our framework can be extended to any log classifier. Generally, the pre-trained BERT (Devlin et al. 2019) is applied to the fields using sequence data, and the log can be deemed as sequence data. Therefore, we use the BERT (Devlin et al. 2019) as the log classifier. Following the previous works (Meng et al. 2018, 2020), we train the classifier on raw logs with pseudo-labels, the training objective of the classifier is defined as:

$$L_{cls} = - \sum_{i=1}^N y_i \times \log y'_i \quad (10)$$

where y_i is the one-hot distribution of the real category. Only the probability of the real category is 1, the others are 0. y'_i is the distribution after *softmax*.

The predicted labels for all unlabeled logs by the log classifier are used to re-extract keywords of log sequences. To decide whether the model has converged, the change of keywords is defined as:

$$\Delta = \frac{|H^{T_i} - H^{T_i} \cap H^{T_{i-1}}|}{|H^{T_i}|} \quad (11)$$

where H^{T_i} is the keywords set of the i^{th} iteration, ϵ is a hyper-parameter. When $\Delta < \epsilon$, the iteration finishes.

Experiment

Datasets and Evaluation Metrics

Following previous works (Wittkopp et al. 2022; Yang et al. 2021), we validate the effectiveness of LOGLG on five public datasets, which come from different domains including distributed system and supercomputer. **HDFS** (Xu et al. 2010) dataset consists of 11,175,629 log messages. These log messages form different log windows according to their *block_id*, reflecting a program execution in the HDFS system. There are 16,838 blocks of logs (2.93%) in this dataset indicate system anomalies. **BGL** (Oliner and Stearley 2007a) dataset contains 4,747,963 log messages. Each message in the BGL dataset was manually labelled as either normal or anomalous. There are 348,460 log messages (7.34%) that were labelled as anomalous. **Thunderbird** (Oliner and Stearley 2007b) is a large dataset of more than 200 million log messages. We leverage 4,773,713 normal messages and 226,287 abnormal messages for our experiment. **Hadoop** (Lin et al. 2016) is a five-machine Hadoop cluster log, which consists of 368k anomaly samples and 25k normal samples after the preprocessing. **OpenStack** (Du et al. 2017) is a cloud operating system that manages the pools of hardware resources. The dataset contains total 207,820 messages, where 18,434 anomaly samples are generated by injecting failures into the system. According to the *instance_id*, we produce log sequences by using the sliding window method.

In our experiments, we follow the previous work and adopt evaluation metrics: Precision ($\frac{TP}{TP+FP}$), Recall ($\frac{TP}{TP+FN}$) and F_1 Score ($\frac{2*Precision*Recall}{Precision+Recall}$), to evaluate our method and baseline methods.

Preprocessing

Since each dataset comes from different systems, thus they require the corresponding preprocessing. We extract log sequences by block IDs for HDFS, since logs in HDFS with the same block ID are correlated. The other datasets do not have such IDs, so we utilize a sliding window (size of 20) without overlap to generate a log sequence in chronological order. To prevent the model from mistakenly presenting consecutive strings of numbers as keywords, we replace the consecutive strings of numbers in each log with a special token [Num], while the individual numbers are retained.

Implementation Details and Environment

The training and evaluation are performed on NVIDIA RTX 3090. In the subgraph annotator, we use a three-layer GIN (Xu et al. 2019). We first train it with our self-supervised task for 20 iterations and then fine-tune it for 10 epochs. We set the batch size of self-supervision to 20 and fine-tuning to 256. In the classifier training period, we set the batch size

to 5 for log sequences. Both the subgraph annotator and the classifier use AdamW as optimizer. Their learning rates are $1e-4$ and $2e-6$, respectively. The classifier uses BERT-base-uncased for initialization of parameters. For keyword extraction, we select top 100 keywords respectively for abnormal and normal data in each iteration. The hyper-parameter M in equation (1) is set to 4. The change threshold of the keywords set is set to 0.1.¹

Comparison with state-of-the-art Methods

Performance Comparison Results We compare our LOGLG with state-of-the-art methods in Table 1, including Deeplog (Du et al. 2017), LogAnomaly (Meng et al. 2019), A2log (Wittkopp et al. 2022), LogBERT (Guo, Yuan, and Wu 2021), LAnoBERT (Lee, Kim, and Kang 2021) and PLElog² (Yang et al. 2021), they all are semi-supervised methods using labels of normal log data, where only LAnoBERT method does not use the parsing, other methods all adopt a log parser to pre-process log messages. Our method designs a weakly-supervised way without using any labels of log data and a parser to detect log anomalies.

From Table 1, LOGLG achieves the state-of-the-art performance compared with semi-supervised baselines on five public datasets in terms of F_1 score. Semi-supervised methods all utilize labeled normal log data to provide more normal distribution cues as comparison for detecting log anomalies. They all perform worse on BGL than other datasets except the PLElog and LogBERT, such as the F_1 score of the well-known approach Deeplog/LogAnomaly is 0.227/0.303 on BGL. This is due to richer log-event representations of BGL dataset, leading to the presence of more anomaly types. While most approaches like Deeplog and LogAnomaly strive to predict the next log event, due to previous representations of log are unable to fully reflect the whole BGL distribution, thus gaining a bad performance. Faced with such erratic log data, LOGLG still performs well due to its semantic correlation between keywords, leading to incorporate the knowledge of historical anomalies more efficiently. Although there are new log events in test set, most of the keywords in these events have appeared in the training set. LOGLG seeks keyword associations at a finer granularity, which enhances the performance for detecting anomalies. Compared to the state-of-the-art PLElog model, our method gains significant improvements on these benchmark datasets without using a log parser. LOGLG requires no labeled data during the training stage while PLElog relies on labeled normal log data for training, which is costly and impractical. Besides, PLElog requires a parser to pre-process the raw log data while LOGLG is an end-to-end framework unrestricted to the parser. Moreover, we can see that other methods perform badly without using a parser, confirming that for template-based methods, the log parser is indispensable. For example, Deeplog drops from 0.922/0.823 to 0.221/0.172 on HDFS/Thunderbird. Furthermore, we compare the performance of our method with and without parsing, the results show that we achieve a little higher perfor-

¹We will release our code and models.

²<https://github.com/YangLin-George/PLELog>

Model	Type	Log Parser	HDFS F_1 Score	BGL F_1 Score	Thunderbird F_1 Score	Hadoop F_1 Score	OpenStack F_1 Score
DeepLog	semi-supervised	✓	0.922	0.227	0.823	0.742	0.901
	semi-supervised	✗	0.221	0.088	0.172	0.102	0.207
LogAnomaly	semi-supervised	✓	0.878	0.303	0.843	0.759	0.882
	semi-supervised	✗	0.268	0.101	0.231	0.119	0.198
A2log	semi-supervised	✓	-	0.320	0.940	-	-
LogBERT	semi-supervised	✓	0.823	0.908	0.966	-	-
LAnoBERT	semi-supervised	✗	0.964	0.874	-	-	-
PLELog	semi-supervised	✓	0.957	0.973	0.957	0.861	0.914
	semi-supervised	✗	0.264	0.223	0.213	0.247	0.195
LogLG	weakly supervised	✓	0.959	0.978	0.961	0.866	0.918
	weakly supervised	✗	0.965	0.981	0.972	0.875	0.927

Table 1: Performance of our model compared with baseline models. Our LOGLG obtains state-of-the-art results among five datasets by a weakly supervised way. Since our model does not rely on the log parser, we treat the log parser as the comparison as well.

Method	HDFS	BGL	Thunderbird	Hadoop	OpenStack
DeepLog	1h 50m & 13m 33s	1h 20m & 4m 23s	1h 15m & 20m	58m & 6m 03s	46m & 2m 02
PLELog	1h 01m & 4m 04s	44m & 3m 02s	59m & 6m 15s	33m & 2m 01s	21m & 45s
LogLG	55m & 2m 20s	30m & 1m 27s	47m & 4m 13s	24m & 1m 10s	10m & 22s

Table 2: Time Consumption Comparison. The time of train and inference stage are marked in blue and red, respectively.

mance (about 0.76% on average over five datasets) by withdrawing the parser. It is because our method mainly explores semantic correlation among log sequences, while using a parser will lead to lose semantic correlation and make keywords of log independently.

Time Consumption Comparison To validate the effectiveness of LOGLG on the training time and prediction time, we compare LOGLG with other methods on five benchmark datasets. As shown in Table 2, we can see that the training time and prediction time of LOGLG are shorter compared to other methods, e.g. it takes only 22 seconds to predict the whole test set on OpenStack, which is lower than DeepLog and PLELog by 100 and 23 seconds, respectively. It is because LOGLG builds semantic correlation among keywords that obtains more contextual information, which is benefit to the model for quickly predicting the log anomaly.

Ablation Study

In this section, we mainly validate the effects of key components and parameters in our framework. Experiments are conducted on the Thunderbird that is a larger dataset. Experiments of other components of LOGLG are shown in supplementary materials.

Effectiveness of Subgraph Annotator To demonstrate the effectiveness of the annotator training procedure, we

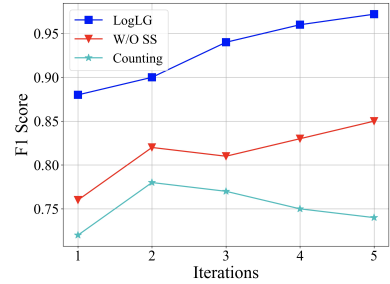


Figure 3: Results on Thunderbird. where *W/O SS* represents the case without self-supervision and *Counting* represents the case leveraging keyword counting method to generate pseudo-labels.

compare the results with/without the subgraph annotator and with/without self-supervision (SS) on Thunderbird. For the case without a subgraph annotator, we determine to generate pseudo-labels through keyword counting, which is widely operated under weak supervision. For the case without self-supervision, we directly fine-tune the subgraph annotator.

As shown in Figure 3, we can see that 1) our method with all components of the annotator obtains higher performance than the other cases, proving the effectiveness of our subgraph annotator to exploit the semantic correlation among keywords. 2) For the case using keyword counting, since the correlation among keywords is ignored, the quality of pseudo labels is the worst, which leads to the worst classification performance. 3) For the case with fine-tuning but no self-supervised learning, it outperforms the keyword counting by 11% on F_1 score in the 5th iteration. 4) Our self-supervised learning task can boost the performance, exceeding the case without SS by a large margin of 12% in terms of F_1 score on the classification performance.

Iteration	Keywords with parser	Keywords without parser
0	failed	failed
1	failed, denied, scontext, error, sockfs, append ignoring, kernel, unexpected, request, null, topspin	denied, failed, ignoring, obj_host.amd64_custom1_rhel4, error, append errbuf, tavor_mad, unexpected, get_fatal_err_syndrome, ram0, infinihost0
2	denied, ignoring, failed, error, append, null errbuff, unexpected, unconfined, get_fatal_err_syndrome, tavor, sysapps	denied, ignoring, infinihost0, failed, error, errbuf unexpected, null, get_fatal_err_syndrome, unconfined, append, obj_host.amd64_custom1_rhel4

Table 3: Comparison of keywords with and without log parser. Top 12 keywords belonging to *Anomaly* class are list out in the first two iteration. We select “failed” as the initial keyword by TF-IDF.

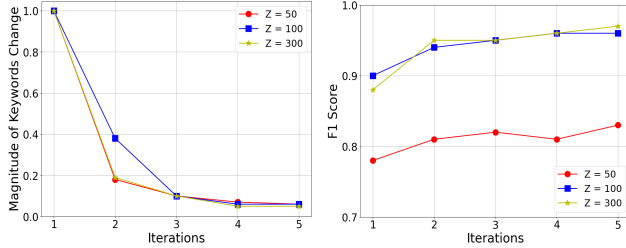


Figure 4: Effect of keywords number Z on the change of keywords (at left) and the detection results (at right).

Effect of the Number of Keywords Here, we validate the effect of the number of extracted keywords. We vary the number Z of extracted keywords in each class and show the results in Figure 4. We can see that 1) since more keywords will hit more logs, more extracted keywords lead to higher log message coverage. 2) The change (Δ) of keywords falls below the threshold ϵ (0.1) in the 3th update for all three keywords number settings. We can assume that Z has little effect on the number of iterations for model convergence. 3) Increasing the number of keywords from 50 to 100 brings a significant performance improvement, while more keywords ($Z = 300$) make little change.

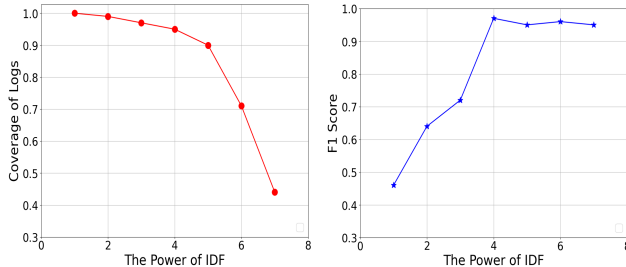


Figure 5: Effect of the IDF power M on the coverage of unlabeled logs and F1 score of subgraph annotation.

Effect of the IDF Power M We validate the effect of the power M of IDF in Eq.(1) by changing its value from 1 to 7 for extracting keywords, based on which we train our model and report the f1 score of predicting log anomalies and the coverage of unlabeled logs. As shown in Figure 5, with the increase of M , the accuracy of the prediction also increases, but the coverage decreases. This is due to that a larger M makes LOGLG extract more uncommon words, thus improving the accuracy while reducing the coverage.

Case Study

Here, we present a case study to show the power of our framework. In the beginning, we take “failed” as the initial keyword. After two iterations, the keywords are updated and the top 12 keywords are presented in Table 3.

Obviously, top 12 keywords extracted by our method are correct, belonging to “Anomaly” category. Furthermore, by comparing the keywords between the 1st and the 2nd, we discover that our method has the ability to seek more accurate keywords during iteration whether we use the parser or not. For example, when we leverage the parser, the keyword (‘scontext’) is extracted in the first iteration but not canonical for anomalies. Then in the second iteration, this keyword is removed from top 12 keywords. Besides, we compare the keyword results with and without parsing, and the results are interesting. Since we kept the numbers under the non-parsing setting, we could find some combinations of keywords and numbers in the results. After analysing these results, we are surprised to find that these combinations often represent a specific process or host, for example, ‘infinihost0’ represents the first host. Exception is injected and passes through this host after validation, so our model is equipped with the ability of localizing processes and hosts with anomalies, which is a surprise to us. Based on this finding, it is possible for LOGLG to trace and conduct root analysis on anomalies through the graph constructed by our method, which is far from what those template-parsing based methods can do.

Conclusion

In this paper, we propose a novel LOGLG method for weakly supervised log anomaly detection via log-event graph construction, which explores the semantic correlation among keywords from unlabeled raw log sequences. Our method follows an end-to-end iterative process. In each iteration, we first construct a log-event graph and transform every unlabeled log sequence into a subgraph, thus assigning pseudo-labels to unlabeled raw logs is transformed into annotating the corresponding subgraphs. To accurately annotate the subgraphs, we first pre-train the subgraph annotator with a designed self-supervised task and then fine-tune it. Under the pseudo labels generated by the subgraph annotator, we train a log anomaly detection model to classify the unlabeled log data. Based on the classification results, we re-extract keywords from log sequences to update the log-event graph. Extensive experiments on several benchmark datasets demonstrate that our LOGLG method without log parsing significantly outperforms existing semi-supervised methods for detecting anomalies on unlabeled log data.

References

- Bodík, P.; Goldszmidt, M.; Fox, A.; Woodard, D. B.; and Andersen, H. 2010. Fingerprinting the datacenter: automated classification of performance crises. In *EuroSys*, 111–124. France: ACM.
- Chen, J.; He, X.; Lin, Q.; Xu, Y.; Zhang, H.; Hao, D.; Gao, F.; Xu, Z.; Dang, Y.; and Zhang, D. 2019. An empirical investigation of incident triage for online service systems. In *ICSE (SEIP)*, 111–120. Canada: IEEE / ACM.
- Chen, J.; Zhang, S.; He, X.; Lin, Q.; Zhang, H.; Hao, D.; Kang, Y.; Gao, F.; Xu, Z.; Dang, Y.; and Zhang, D. 2020a. How Incidental are the Incidents? Characterizing and Prioritizing Incidents for Large-Scale Online Service Systems. In *ASE*, 373–384. Australia: IEEE.
- Chen, M. Y.; Zheng, A. X.; Lloyd, J.; Jordan, M. I.; and Brewer, E. A. 2004. Failure Diagnosis Using Decision Trees. In *ICAC*, 36–43. USA: IEEE Computer Society.
- Chen, Y.; Yang, X.; Dong, H.; He, X.; Zhang, H.; Lin, Q.; Chen, J.; Zhao, P.; Kang, Y.; Gao, F.; Xu, Z.; and Zhang, D. 2020b. Identifying linked incidents in large-scale online service systems. In *ESEC/FSE*, 304–314. USA: ACM.
- Devlin, J.; Chang, M.; Lee, K.; and Toutanova, K. 2019. BERT: Pre-training of Deep Bidirectional Transformers for Language Understanding. In *NAACL-HLT*, 4171–4186. USA: Association for Computational Linguistics.
- Du, M.; Li, F.; Zheng, G.; and Srikumar, V. 2017. DeepLog: Anomaly Detection and Diagnosis from System Logs through Deep Learning. In *CCS*, 1285–1298. USA: ACM.
- Guo, H.; Yuan, S.; and Wu, X. 2021. LogBERT: Log Anomaly Detection via BERT. In *IJCNN*, 1–8.
- Han, X.; and Yuan, S. 2021. Unsupervised Cross-system Log Anomaly Detection via Domain Adaptation. In *CIKM*, 3068–3072. Australia: ACM.
- He, P.; Zhu, J.; Zheng, Z.; and Lyu, M. R. 2017. Drain: An Online Log Parsing Approach with Fixed Depth Tree. In *ICWS*, 33–40. USA: IEEE.
- Hu, W.; Liu, B.; Gomes, J.; Zitnik, M.; Liang, P.; Pande, V. S.; and Leskovec, J. 2020. Strategies for Pre-training Graph Neural Networks. In *ICLR*. Ethiopia: OpenReview.net.
- Le, V.; and Zhang, H. 2021. Log-based Anomaly Detection Without Log Parsing. In *ASE*, 492–504. Australia: IEEE.
- Lee, Y.; Kim, J.; and Kang, P. 2021. LAnoBERT : System Log Anomaly Detection based on BERT Masked Language Model. *CoRR*, abs/2111.09564.
- Liang, Y.; Zhang, Y.; Xiong, H.; and Sahoo, R. K. 2007. Failure Prediction in IBM BlueGene/L Event Logs. In *ICDM*, 583–588. USA: IEEE Computer Society.
- Lin, Q.; Zhang, H.; Lou, J.; Zhang, Y.; and Chen, X. 2016. Log clustering based problem identification for online service systems. In *ICSE*, 102–111. USA: ACM.
- Meng, W.; Liu, Y.; Zhu, Y.; Zhang, S.; Pei, D.; Liu, Y.; Chen, Y.; Zhang, R.; Tao, S.; Sun, P.; and Zhou, R. 2019. LogAnomaly: Unsupervised Detection of Sequential and Quantitative Anomalies in Unstructured Logs. In *IJCAI*, 4739–4745. China: ijcai.org.
- Meng, Y.; Shen, J.; Zhang, C.; and Han, J. 2018. Weakly-Supervised Neural Text Classification. In *CIKM*, 983–992. Italy: ACM.
- Meng, Y.; Zhang, Y.; Huang, J.; Xiong, C.; Ji, H.; Zhang, C.; and Han, J. 2020. Text Classification Using Label Names Only: A Language Model Self-Training Approach. In *EMNLP*, 9006–9017. Online: Association for Computational Linguistics.
- Oliner, A. J.; and Stearley, J. 2007a. What Supercomputers Say: A Study of Five System Logs. In *DSN*, 575–584.
- Oliner, A. J.; and Stearley, J. 2007b. What Supercomputers Say: A Study of Five System Logs. In *DSN*, 575–584.
- Wittkopp, T.; Acker, A.; Nedelkoski, S.; Bogatinovski, J.; Scheinert, D.; Fan, W.; and Kao, O. 2022. A2Log: Attentive Augmented Log Anomaly Detection. In *HICSS*, 1–10. ScholarSpace.
- Wittkopp, T.; Wiesner, P.; Scheinert, D.; and Acker, A. 2021. LogLAB: Attention-Based Labeling of Log Data Anomalies via Weak Supervision. In *ICSOC*, volume 13121, 700–707. Virtual Event: Springer.
- Xu, K.; Hu, W.; Leskovec, J.; and Jegelka, S. 2019. How Powerful are Graph Neural Networks? In *ICLR*. USA: OpenReview.net.
- Xu, W.; Huang, L.; Fox, A.; Patterson, D. A.; and Jordan, M. I. 2010. Detecting Large-Scale System Problems by Mining Console Logs. In *ICML*, 37–46. Israel: Omnipress.
- Yang, L.; Chen, J.; Wang, Z.; Wang, W.; Jiang, J.; Dong, X.; and Zhang, W. 2021. Semi-supervised Log-based Anomaly Detection via Probabilistic Label Estimation. In *ICSE*, 1448–1460. Spain: IEEE.
- Yao, D. D.; Shu, X.; Cheng, L.; and Stolfo, S. J. 2017. *Anomaly Detection as a Service: Challenges, Advances, and Opportunities*. Morgan & Claypool Publishers.
- Zhang, X.; Xu, Y.; Lin, Q.; Qiao, B.; Zhang, H.; Dang, Y.; Xie, C.; Yang, X.; Cheng, Q.; Li, Z.; Chen, J.; He, X.; Yao, R.; Lou, J.; Chintalapati, M.; Shen, F.; and Zhang, D. 2019. Robust log-based anomaly detection on unstable log data. In *ESEC/SIGSOFT FSE*, 807–817. Estonia: ACM.
- Zhao, N.; Chen, J.; Wang, Z.; Peng, X.; Wang, G.; Wu, Y.; Zhou, F.; Feng, Z.; Nie, X.; Zhang, W.; Sui, K.; and Pei, D. 2020. Real-time incident prediction for online service systems. In Devanbu, P.; Cohen, M. B.; and Zimmermann, T., eds., *ESEC/FSE*, 315–326. USA: ACM.