

System Fingerprint Recognition for Deepfake Audio: An Initial Dataset and Investigation

Xinrui Yan, *Student Member, IEEE*, Jiangyan Yi, *Member, IEEE*, Chenglong Wang, *Student Member, IEEE*, Jianhua Tao, *Senior Member, IEEE*, Junzuo Zhou, *Student Member, IEEE*, Hao Gu, *Student Member, IEEE*, Ruibo Fu, *Member, IEEE*

Abstract—The rapid progress of deep speech synthesis models has posed significant threats to society such as malicious manipulation of content. This has led to an increase in studies aimed at detecting so-called “deepfake audio”. However, existing works focus on the binary detection of real audio and fake audio. In real-world scenarios such as model copyright protection and digital evidence forensics, it is needed to know what tool or model generated the deepfake audio to explain the decision. This motivates us to ask: ‘Can we recognize the system fingerprints of deepfake audio?’ In this paper, we present the first deepfake audio dataset for System Fingerprint Recognition (SFR) and conduct an initial investigation. We collected the dataset from the speech synthesis systems of seven Chinese vendors that use the latest state-of-the-art deep learning technologies, including both clean and compressed sets. In addition, we provide extensive benchmarks and research findings to facilitate the further development of system fingerprint recognition methods. The dataset will be publicly available¹.

Index Terms—deepfake audio, system fingerprint recognition, audio forensics.

I. INTRODUCTION

TEXT -to-speech (TTS), or speech synthesis aims to synthesize intelligible and natural speech given text [1]. The rapid development of deep learning [2] [3] in recent years has made the technology of speech synthesis [4] [5] [6] [7] [8] [9] [10] [11] more and more mature. And it has been used in many commercial synthesis tools, such as Baidu Ai Cloud TTS system², etc.

However, the malicious use and spread of this technology can be extremely destructive. With the popularity and speed of social media coverage, deepfake information can quickly reach

Xinrui Yan is with the School of Artificial Intelligence of University of Chinese Academy of Sciences, The State Key Laboratory of Multimodal Artificial Intelligence Systems, Institute of Automation, Chinese Academy of Sciences, Beijing, China. (e-mail: yanxinrui2021@ia.ac.cn)

Jiangyan Yi, Junzuo Zhou, Hao Gu and Ruibo Fu are with The State Key Laboratory of Multimodal Artificial Intelligence Systems, Institute of Automation, Chinese Academy of Sciences, Beijing, China. (e-mail: jiangyan.yi@nlpr.ia.ac.cn; zhoujunzuo2023@ia.ac.cn; guhao22@mails.ucas.ac.cn; ruibo.fu@nlpr.ia.ac.cn)

Chenglong Wang is with University of Science and Technology of China, Hefei, China. (email: chenglong.wang@nlpr.ia.ac.cn)

Jianhua Tao is with Department of Automation, Tsinghua University, Beijing National Research Center for Information Science and Technology, Tsinghua University, Beijing, China. (e-mail: jhtao@tsinghua.edu.cn)

Corresponding Author: Jiangyan Yi, Jianhua Tao. (e-mail: jiangyan.yi@nlpr.ia.ac.cn; jhtao@tsinghua.edu.cn)

¹If you want to obtain the dataset for non-commercial use before the manuscript is accepted, please contact the authors via the email address given in this manuscript.

²<https://ai.baidu.com/tech/speech/ts>

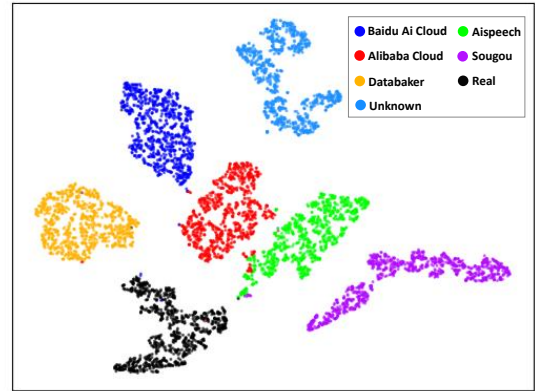


Fig. 1: A t-SNE [47] visual of system fingerprint features of deepfake audio in the real-world. In the system fingerprint feature space figure, different colors represent different speech synthesis systems: the navy blue dots represent the Baidu Ai Cloud system, the green dots represent the Aispeech system, the red dots represent the Alibaba Cloud system, the purple dots represent the Sogou system, the yellow dots represent the Databaker system, the dark gray dots represent real audio and the azure dots represent unknown type audio. The visualization results show that different speech synthesis systems can produce different system fingerprint features.

many internet users. The hazards that exist include falsifying the audio of elected politicians to disrupt politics, falsifying court audio evidence, telecommunication fraud, etc. Therefore, research to verify the authenticity of audio media is essential.

To address this security issue, there has been a surge of interest and concern among researchers to develop deepfake audio detection methods [12] [13] [14] [15] [16] [17] [18] [19] [20]. Among them, the availability of large-scale datasets is a favorable factor in the development of deepfake audio detection methods [21] [22] [23] [24]. In 2019, Reimao et al. presented the FoR [25] dataset for synthetic speech detection, which collects utterances from speech synthesis tools, including open source and commercial methods. In 2021, Frank et al. presented WaveFake [26] dataset to facilitate audio deepfake detection, with samples from six different state-of-the-art architectures. ASVspoof2021 challenge [16]

TABLE I: Information statistics of the existing deepfake audio dataset. Here, fake labels and real labels refer to specific deepfake type labels and real source labels respectively. SFR is the only proposed deepfake audio dataset with fake/real labels.

Name	Year	Attack Target	Language	Condition	Fake Types	Utterances	Speakers	Fake Labels	Real Labels	Download URL
FoR [25]	2019	Human	English	Clean	TTS	195,541	Fake:33 Real:140	No	No	http://bil.eecs.yorku.ca/datasets
WaveFake [26]	2021	Human	English Japanese	Clean	TTS	117,985	Fake:2 Real:2	Yes	No	https://zenodo.org/record/5642694
ASVspooF 2021 [15]	2021	ASV	English	Clean Noisy Compressed	TTS, VC, Replay	1,566,273	Fake:133 Real:133	No	No	https://doi.org/10.5281/zenodo.4835108
FMFCC-A [27]	2021	Human	Chinese	Clean Noisy Compressed	TTS, VC	50,000	Fake:73 Real:58	No	No	https://github.com/Amforever/FMFCC-A
ADD 2022 [18]	2022	Human	Chinese	Clean Noisy	TTS, VC, Partially Fake	493,123	Unknown	No	No	Restricted
ADD 2023 [19]	2023	Human	Chinese	Clean Noisy Compressed	TTS, Partially Fake	517,068	Unknown	Yes	No	Restricted
SFR (Ours)	2023	Human	Chinese	Clean Compressed	TTS	181,764	Fake:160 Real:585	Yes	Yes	Public – TBA

added new speech deepfake (DF) task for deepfake speech detection. Zhang et al. presented a Mandarin dataset (FMFCC-A) [27] for improving the detection of synthesized Mandarin speech. Considering many challenging attack situations in realistic scenarios, Yi et al. launched the Audio Deep synthesis Detection challenge (ADD 2022 and ADD 2023) [18] [19] to fill in the gap.

Previous deepfake audio datasets have contributed to facilitating deepfake audio detection research, as summarised in Table I. However, existing deepfake audio datasets are restricted to the binary detection of distinguishing real from fake. It is difficult to be convincing without further explanation and analysis of the detection result. Solving this problem has essential significance for some realistic scenarios, mainly including (1) audio forensics [28] [29]: audio forensics includes different research, such as checking the authenticity of audio and providing judicial evidence in court; (2) Model property protection [30] [31]: a virtual model as a commercial service may be stolen. As valuable intellectual property, such models should be protected. In these applications, an answer is needed: if the audio is judged to be forged or plagiarized, what is the basis of the judgment? What is the source model of generated audio? Therefore, there is an urgent need to further distinguish fine-grained types of deepfake audio. For example, the deepfake audio is detected as generated by a specific tool.

This motivates us to ask: ‘*Can we recognize the system fingerprints of deepfake audio?*’ To solve this problem, this paper presents an initial SFR dataset for system fingerprint recognition, which includes audio synthesized by TTS systems from seven representative Chinese vendors. In real world, deepfake audio inevitably affects data compression during online propagation, so we established a compressed set based on the clean set. This includes compressed variations of unseen audio and video formats. To the best of our knowledge, this is the first attempt to propose a Chinese deepfake audio dataset for system fingerprint recognition (SFR). The dataset will be freely available to the public. Based on this dataset, we present an initial investigation of system fingerprint recognition for deepfake audio.

The main contributions of this paper are as follows:

- An initial deepfake audio dataset for system fingerprint recognition. It also includes compressed and open sets.
- A first investigation of system fingerprint recognition for deepfake audio in real-world open scenarios.
- Concrete future directions for both research and realistic application scenarios.

The rest of this paper is organized as follows. The design details of the dataset are presented in Section II. The initial benchmark experiments are given in Section III. Section IV discusses findings, limitations to the current work, and future research directions. Conclusions are provided in Section V. The results of the reported experiments and some interesting investigations are in Appendices A, B, and C.

II. DATASET DESIGN

In order to support further research of system fingerprint recognition, this paper designs an initial dataset SFR, covering large-scale deepfake audio labeled by various Chinese mainstream TTS vendors.

A. Design Policy

We choose to collect deepfake audio from mainstream commercial Application Programming Interfaces (APIs). And it is necessary to provide API labels. As real audio can come from various sources, the “real” label includes audio from multiple open-source datasets. In addition, The main characteristic of deepfake is the transmission on social media. They are inevitably subject to the data compression problems associated with transcoding. Hence we conduct the following work separately (1) deepfake audio collection, (2) real audio collection, (3) data compression.

B. Deepfake Audio Collection

This part presents the core portion of the dataset, which is the deepfake audio section. We selected seven mainstream

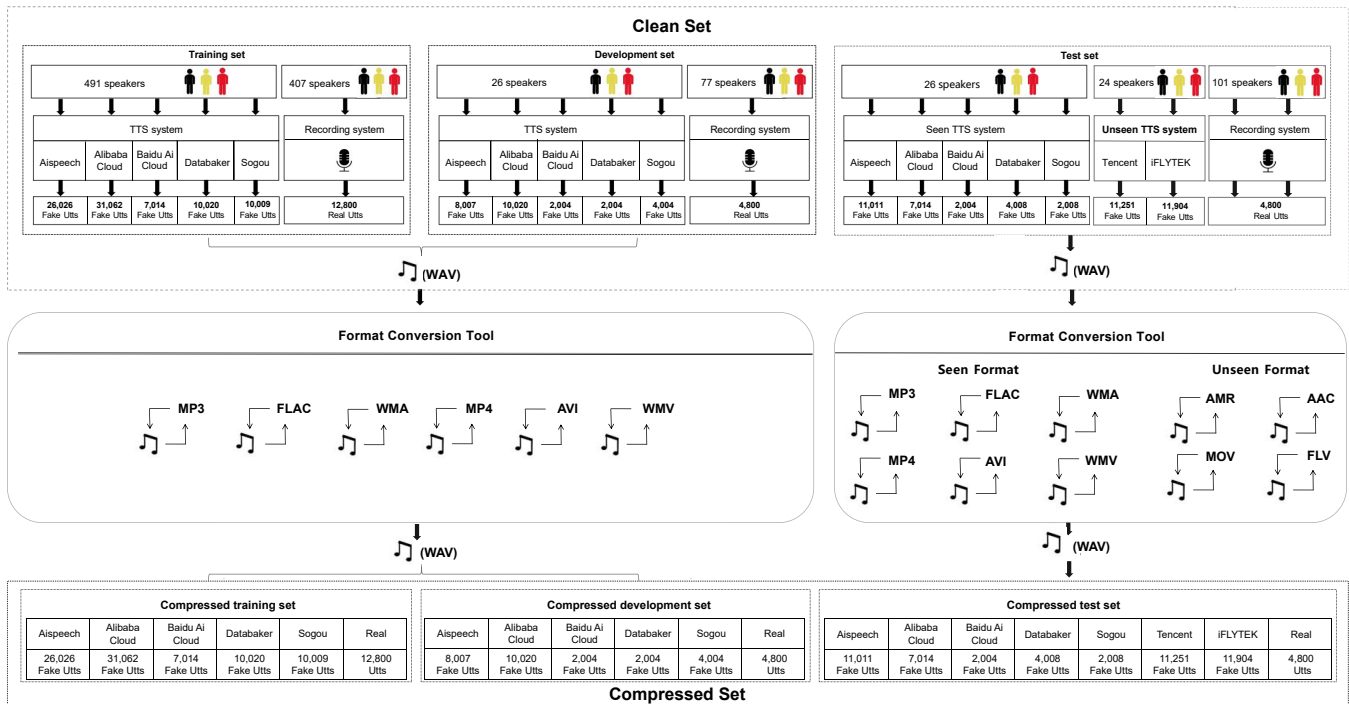


Fig. 2: Partitioning and construction of the SFR dataset. The top section shows the partitions of the clean set, as well as the number of speakers and the number of utterances contained in each set. The middle section simulates the data compression scenario of the data propagation process in the real world, and the bottom section shows the partitioning of the compressed set. Both the clean set and the compressed set contain roughly equal numbers of utterances.

open-source vendors, including Aispeech³, Sogou⁴, Alibaba Cloud⁵, Baidu Ai Cloud⁶, Databaker⁷, Tencent Cloud⁸, and iFLYTEK⁹. Summarized statistics of the deepfake audio are shown in Table II below. Table II includes the number of utterances, genders, speakers, and audio durations for each TTS system that generated deepfake audio.

The first problem we faced was the selection of the input corpus. The input to the TTS system required a large number of different phrases to ensure that the underlying distribution was well represented in the dataset. In addition, considering the design goals of our dataset, we tried to find a corpus that matches the characteristics of the task. For these two reasons, we chose the Chinese text dataset called THUCNews¹⁰ collected by Tsinghua University as a synthetic input corpus.

THUCNews was composed by filtering historical data from Sina News, including 740,000 news documents, all in UTF-8 plain text format. Based on the original Sina news classification, the corpus was reclassified into fourteen categories: finance, lottery, real estate, stocks, home, education, technology, society, fashion, current affairs, sports, horoscope, games, and entertainment. When the corpus is ready, we generate

utterances using the APIs of each TTS system. Each TTS system is described as follows.

Aispeech: It is a professional conversational AI (Artificial Intelligence) platform company in China, which has a full chain of intelligent speech language technology. TTS functionality is offered by integrating DUI (Dialog User Interface) Lite online TTS through API calls. We first register as a certified developer, then create a product to open the service. Then we will generate the secret key for product authorization. Next, we can access DUI Lite online TTS API. Finally use a script to iterate over a text file and obtain the utterances through the API. We eventually extracted a total of 45,044 utterances from the system.

Sogou: Sogou AI is an artificial intelligence platform launched by Sogou with speech interaction technology as its core. After entering this platform, select Create New Application: Real-time Speech Synthesis. Then call the gRPC (Google Remote Procedure Call) interface for batch speech synthesis, and finally a total of 16,015 utterances were collected on this platform.

Alibaba Cloud: The TTS system is a commercialized intelligent voice interaction product for the Aliyun platform. The system is characterized by accurate pronunciation, natural rhythm, high voice reproduction, and high expressiveness. The process of speech synthesis is similar, before running the system, we need to get the AccessKey ID, AccessKey Secret, service authorization Token, and project Appkey of our account. During the integration development, the text to be synthesized is uploaded to the server by calling the RESTful

³<https://cloud.aispeech.com/openSource/technology/tts>

⁴<https://ai.sogou.com>

⁵<https://ai.aliyun.com/nls/tts>

⁶<https://ai.baidu.com/tech/speech/tts>

⁷<https://www.databaker.com/specs/compose/online>

⁸<https://cloud.tencent.com/product/tts>

⁹https://www.xfyun.cn/services/online_tts

¹⁰<http://thuctc.thunlp.org/message>

TABLE II: Numbers of utterances, genders, speakers and hours for training, development and test sets. The number of sentences for clean set and compressed set is comparable.

		clean	compressed							
Train	#Utterances	26,026	31,062	7,014	10,020	10,009	–	–	12,800	96,931
	#Genders	2	2	2	2	2	–	–	2	2
	#Speakers	26	31	7	10	10	–	–	407	491
	#Hours	120.92	95.11	10.44	13.86	44.73	–	–	19.50	304.56
Dev.	#Utterances	8,007	10,020	2,004	2,004	4,004	–	–	4,800	30,839
	#Genders	2	2	2	2	2	–	–	2	2
	#Speakers	8	10	2	2	4	–	–	77	103
	#Hours	35.10	30.67	3.00	2.77	19.76	–	–	7.17	98.47
Test	#Utterances	11,011	7,014	2,004	4,008	2,002	11,251	11,904	4,800	53,994
	#Genders	2	2	2	2	2	2	2	2	2
	#Speakers	11	7	2	4	2	12	12	101	151
	#Hours	52.51	21.46	2.76	5.98	8.99	11.56	12.85	7.39	123.5
Total	#Utterances	45,044	48,096	11,022	16,032	16,015	11,251	11,904	22,400	181,764
	#Genders	2	2	2	2	2	2	2	2	2
	#Speakers	45	48	11	16	16	12	12	585	745
	#Hours	208.53	147.24	16.20	22.61	73.48	11.56	12.85	34.06	526.53

API, and the server returns the HTTP response. We finally synthesized 48,096 utterances.

Baidu Ai Cloud: The TTS system is one of the speech technology products of Baidu AI open platform, based on the industry-leading deep learning technology, providing highly humanoid, smooth and natural speech synthesis service. The process of synthesizing speech is as follows: first, the application will be created, and then the API Key and Secret Key will be obtained to start the development. A script is used to call the REST API interface based on HTTP requests to convert the text into a playable audio file and save it. Finally, we generated 11,022 utterances from this system.

Databaker: It is a Chinese artificial intelligence company focused on intelligent voice interaction and AI data services. We created a script to read phrases from text files and interact with the RESTful API to retrieve the words during batch speech synthesis. The system’s RESTful API supports both HTTPS GET and POST methods for requests, uploading the text to be synthesized to the server, which returns the speech synthesis results. After doing so, we synthesized 16,032 utterances from this system.

Tencent Cloud: A speech synthesis system built with industry-leading technology. After obtaining the AppID, SecretId, and SecretKey, we used API 3.0 Explorer to call the speech synthesis interfaces online, and quickly integrated the corresponding Tencent Cloud SDK (Software Development Kit) into the local project. We finally synthesized 11,251 utterances from this system.

iFLYTEK: A well-known intelligent speech company product, which is widely used in traveling navigation and other scenarios. After users download the SDK package for online speech synthesis, they run the corresponding target script to start the SDK, and the online engine (TYPE_CLOUD) returns the synthesized speech of the corresponding text. We finally synthesized 11,904 utterances from this system.

It is worth mentioning that we provide speaker IDs for the SFR dataset. Therefore, SFR is highly scalable if needed by other researchers.

C. Real Audio Collection

The real audio data was selected from four open-source datasets, Aishell-1 [32], AISHELL-3 [33], THCHS-30 [34], and Aidatang_200zh [35]. The description of each dataset is as follows.

AISHELL-1¹¹: An open-source Chinese Mandarin speech corpus published for researchers in the field of speech recognition. The audio of the dataset is derived from recordings of 400 people from different accent regions of China, recorded in a quiet indoor environment with high-fidelity microphones and downsampled to 16 kHz. the data is publicly available for free academic use.

AISHELL-3¹²: Another large-scale Chinese multi-speaker Mandarin corpus, Ltd. The dataset contains 88,035 recordings by 218 Mandarin speakers. It can be used to train multi-speaker Text-to-Speech (TTS) systems. The total duration is about 85 hours, in which the emotion of the recorder remains neutral.

THCHS-30¹³: A free Chinese speech database, published by the center for speech and language technologies (CSLT) at Tsinghua University. THCHS-30 consists of over 30 hours of speech recorded by a carbon fiber microphone in a quiet environment. Most participants were fluent in standard Mandarin. The recordings were made at a sampling rate of 16,000 Hz and a sample size of 16 bits. The sentences in THCHS30 were selected from a large number of news items.

Aidatang_200zh¹⁴: A free Chinese Mandarin speech corpus by Beijing DataTang Technology Co., Ltd, containing 200 hours of speech data from 600 speakers. These speakers are from different accent areas in China. Recordings are conducted in a quiet indoor environment. The corpus aims to support researchers in speech recognition and other fields.

We selected 5,600 real audios from each dataset. Finally a total of 22,400 audios were selected as the real benchmark dataset. Summarized statistics of the real audio are also shown in Table II.

¹¹<http://openslr.org/33/>

¹²<http://openslr.org/93/>

¹³<http://openslr.org/18/>

¹⁴<https://openslr.org/62/>

TABLE III: Summary of data compression conditions. The underlined factors appear only in the test subset.

Cond.	Codec	Compression	Bitrate
Audio-C1	MP3	MP3	128 kbps
Audio-C2	FALC	FALC	~130-210 kbps
Audio-C3	WMA	WMA	128 kbps
<u>Audio-C4</u>	AMR	AMR	12 kbps
<u>Audio-C5</u>	AAC	AAC	~60-80 kbps
Video-C1	H.264	MP4	~90-100 kbps
Video-C2	H.264	AVI	256 kbps
Video-C3	WMV9	WMV	1411 kbps
<u>Video-C4</u>	H.264	MOV	~90-100 kbps
<u>Video-C5</u>	H.264	FLV	125 kbps

D. Data Compression

In the real world, the system fingerprints will experience different scenarios. Due to the spread of multimedia content posted online, audio media is inevitably affected by data compression. For example, importing audio into a video for secondary creation, and transferring audio across social platforms, etc. In addition, the model will encounter unseen samples in the real world. So we transcode between audio and audio, and between audio and video, to simulate the changes of the system fingerprints propagated in realistic scenarios. We created a compressed set based on the clean set. To face open-world challenges, one part of the test set was processed with unseen compression. We used a professional tool called Golden Lion Video Assistant to complete the transcoding operation. The build process for the compressed set is as follows:

The clean set is processed with a set of codecs giving the ten compression conditions shown in Table III. The conditions Audio-C1 - Audio-C5 use different audio codecs. Conditions Video-C1 - Video-C5 use different video codecs. The difference between the same codec conditions is the use of different variable bit rate (VBR) configurations, from low to high, as shown in the rightmost column of Table III. The compressed audio data and video data are transcoded into WAV format with 16 kHz sample rate and 256 kbps bit rate to compose the compressed set. Summarized statistics of the compressed set are shown in Table II.

E. Dataset Composition

The SFR dataset consists of two subsets: (1) Clean set and (2) Compressed set. Future researchers in related fields can use these two subsets to compare the performance of recognition methods. Both the clean set and the compressed set are divided into training (Train) set, development (Dev.) set, and testing (Test) set. The speakers of the three sets are disjoint. Both the clean set and the compressed set contain roughly equal numbers of utterances. Fig. 2. shows the composition of the SFR dataset.

III. INITIAL BENCHMARKING EXPERIMENTS

In order to explore the performance of system fingerprint recognition in different environments, initial benchmark experiments on the SFR dataset are reported. Considering the limitations of classifiers deployed in the ever-changing open

world, we first provide benchmarks for two system fingerprint open-set recognition methods. Finally, Latent fingerprint visualization was also explored.

A. Evaluation Metrics

For the system fingerprint recognition task, we evaluate the performance using Precision, Recall, and F₁-score [36], which are classic metrics for multiclassification tasks. The F₁-score is given by the harmonic mean between Precision and Recall.

B. Experimental Setup

Feature extraction: We conducted a comparative analysis of system fingerprint recognition using commonly used acoustic features for fake audio detection, including CQCC [37], MFCC [38] and LFCC [39] features. We obtained 60-dimensional CQCC features as low-level input. To extract 40-dimensional MFCC features, we applied a Hamming analysis window with a size of 25ms and a 10ms shift. We used a mel-filter bank with 26 channels. We also extracted 60-dimensional LFCC features. The number of filters was set to 20.

Model architecture: An effective classification model plays an important role. In our experiments, we chose x-vector [40], LCNN [41], SE-ResNet [42], ResNet [43], GMM, RawNet2 [44] which are classical network architecture in fake audio detection or voiceprint recognition. A brief description of the architecture used in the evaluation is provided below.

X-vector: We used the x-vector system built on the TDNN embedding architecture. The experimental set was implemented with Pytorch [45]. We extract x-vectors at segment6, the output dimension at this layer is set to 512. The final output layer corresponds to one of the six categories.

SE-ResNet: Each SE-ResNet module is comprised of two convolutional layers with 3×3 kernels and one SE block. SE block is used to improve the representational capacity of the network by enabling it to perform dynamic channel-wise feature recalibration. The features input through the Adaptive Average-pooling layer. Then two fully connected layers are used to downsample and upsample.

ResNet: We chose 18-layers ResNet that converges faster. For each building block, we use a stack of two convolutional layers. The convolutional layers are all with kernels of 3×3 . The network ends with AdaptiveAvgPool2d and fully-connected layers. Finally, the network outputs the classification results for five vendors and real data.

GMM: Gaussian Mixture Model (GMM) is a mixed probability distribution model. The Expectation-Maximum (EM) algorithm is a general method for finding Maximum Likelihood Estimates. We trained GMM system based on the EM algorithm with 512 components, which is the same as ASVspoof 2021 baseline.

RawNet2: Given the extensive range of applications in end-to-end anti-spoofing, we choose the RawNet2 baseline of the ASVspoof 2021, which operate on the raw speech waveform. It consists of a fixed bank, six residual blocks followed by a gated recurrent unit and a fully connected layer.

Training strategy: Parameters are randomly initialized. The training was conducted with the Adam optimizer to accelerate

optimization by applying adaptive learning rate. The initial learning rate is set to 0.001 for Adam, with linear learning rate decay. These models are trained with a mini-batch size of 128, for 100 epochs.

C. Which features and models can better distinguish the attribution of system fingerprints?

We first consider exploring the attribution of system fingerprints in clean condition. Three front-end features and six classifiers were used for comparative evaluation. The overall experimental results are shown in Tables IV. The Results for each vendor are shown in Tables VI, VII, VIII and IX of the appendix A.

The results show that LFCC can better distinguish the attribution of system fingerprints. Compared to models with CQCC and MFCC as inputs, the average F_1 -score value for the four models is 94.26%. These values are 10.16% and 7.11% higher than the results obtained using CQCC and MFCC as features, respectively.

We compare the speech spectrograms of synthesized audio from different synthesis systems for the same utterance, as shown in Fig. 4. The audio from five speech synthesis systems differed significantly in high frequencies. The reason for the relatively better performance of LFCC may be that LFCC can better capture the spectral characteristics in the high frequency region [46]. So LFCC becomes relatively more suitable features for recognizing system fingerprints.

We next investigate the effect of different back-end classifiers on the system fingerprint attribution. We trained 14 system fingerprint recognition baseline systems. The reported results show that the optimal F_1 -score was obtained by ResNet for different feature inputs. The experimental results of the ResNet model achieved the highest average F_1 -score value of 94.57%, which is higher than the average values of 80.15%, 88.20%, and 91.11% for the x-vector, LCNN, and SENet; 78.31%, 83.50% for the GMM and RawNet2.

D. Can system fingerprints be effectively extracted from compressed audio data?

We used the same experimental setup to verify the robustness of the system fingerprint recognition models in compression scenarios. A series of benchmark experiments were conducted on the compressed set of SFR. The overall experimental results are shown in Tables IV. The Results for each vendor are shown in Tables X, XI, XII and XIII of the appendix A. The reported results show that there is a degree of degradation in the performance of all models, indicating poor adaptation to transcoding.

The reported results show that MFCC is overall better at distinguishing the attribution of compressed system fingerprints compared to CQCC and LFCC. This is a new finding that distinguishes it from the clean set. The average F_1 -score value for the four models used MFCC as input is 74.96%. These values are 6.53% and 0.87% higher than the results obtained using CQCC and LFCC as features, respectively.

Interestingly, End-to-end RawNet2 outperformed all of the other pipeline models. Given the recent success of attention

mechanisms in automatic speaker verification [48] [49], we conjecture that it is the active role of feature map scaling (FMS) in RawNet2 as a spectral attention mechanism. Thus its ability to capture more into sub-bands or temporal segments helps to distinguish between audio generated by different systems and real audio.

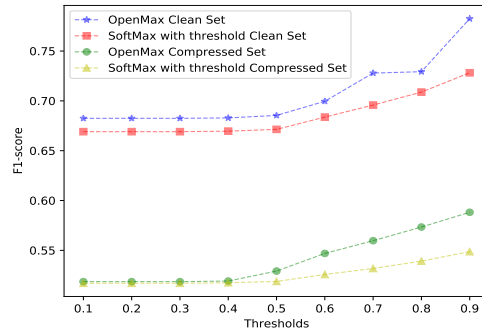


Fig. 3: Relationship between the different rejection thresholds and macro-averaged F_1 -score in seven classes (0-5 and UNK). These plots are from OSR results using LFCC-ResNet classifier and OpenMax and SoftMax as UNK detectors. Clean set outperforms compressed set. OpenMax consistently performs the best.

E. Cross-dataset Generalization.

The effectiveness obtained by a method on a given dataset do not always reflect its robustness in practical applications. Therefore, we evaluate how system fingerprint recognition methods react to interchanging the Train set of dataset X by the Train set of dataset Y and test it on the Test set of X. X and Y refer to one of the compressed and clean sets respectively. This is referred to as evaluating cross-dataset generalization in this paper. The evaluation results are shown in Table V. The representative LFCC features for fake audio detection were used as experimental input features. The model structure remains the same as before.

Regardless of the model architecture, when trained on the clean set and tested on the compressed set, it leads to performance degradation, as shown in Table V. However, after comparing the experimental results in Table XII, XIII, and XIV of APPENDIX A, we find that the model trained with compressed audio data has better recognition performance for clean system fingerprints. These validate the effectiveness of compressed set on improving model generalization.

F. System Fingerprint Open-Set Recognition

Although the optimal baseline in system fingerprint closed-set recognition has achieved high accuracy, system fingerprint open-set recognition remains a challenge due to the diversity of real-world data. Hence the need arises for a initial investigation of system fingerprint open set recognition. In order to simulate real-world open scenarios, we extended the SFR test dataset by adding synthesized speech from two unknown vendors. The

TABLE IV: The overall Precision (%), Recall (%), and F₁-score (%) of system fingerprint recognition under clean and compressed conditions

Model		Clean Set			Compressed Set		
		Precision	Recall	F ₁ -score	Precision	Recall	F ₁ -score
CQCC	X-vector	77.00	76.07	74.08	62.73	60.32	60.85
	LCNN	83.32	83.15	82.81	66.57	67.98	66.74
	SENet	85.79	85.98	85.82	74.15	70.63	69.98
	ResNet	93.19	94.45	93.71	77.88	76.83	76.14
MFCC	X-vector	81.23	79.57	80.07	71.86	72.39	71.22
	LCNN	87.61	85.88	86.51	75.51	74.81	74.56
	SENet	91.89	90.60	90.99	79.23	77.79	77.79
	ResNet	92.84	89.88	91.05	77.94	75.75	76.25
LFCC	X-vector	86.81	86.27	86.29	68.84	74.05	70.99
	LCNN	94.92	96.11	95.27	72.15	74.47	72.85
	SENet	96.26	96.83	96.51	77.43	75.81	75.87
	ResNet	98.95	99.00	98.97	78.56	76.12	76.64
	GMM	79.55	79.34	78.31	53.83	53.61	50.55
RawNet2		85.10	82.63	83.50	82.65	78.74	79.64

TABLE V: Cross-dataset generalization. The Precision (%), Recall (%), and F₁-score (%) for system fingerprint recognition when training on one dataset and testing on another

Train Set	Test Set	LFCC-X-vector			LFCC-LCNN			LFCC-SENet			LFCC-ResNet			LFCC-GMM			RawNet2		
		Precision	Recall	F ₁ -score	Precision	Recall	F ₁ -score	Precision	Recall	F ₁ -score	Precision	Recall	F ₁ -score	Precision	Recall	F ₁ -score	Precision	Recall	F ₁ -score
Compressed	Clean	74.53	79.54	76.19	82.18	82.93	82.45	85.02	84.86	84.50	85.58	85.51	85.51	72.88	72.70	71.44	80.57	80.82	80.23
Clean	Compressed	70.98	69.96	69.43	78.94	76.76	75.45	77.15	75.45	76.00	72.98	71.53	70.37	64.37	60.43	59.39	73.10	75.64	74.20

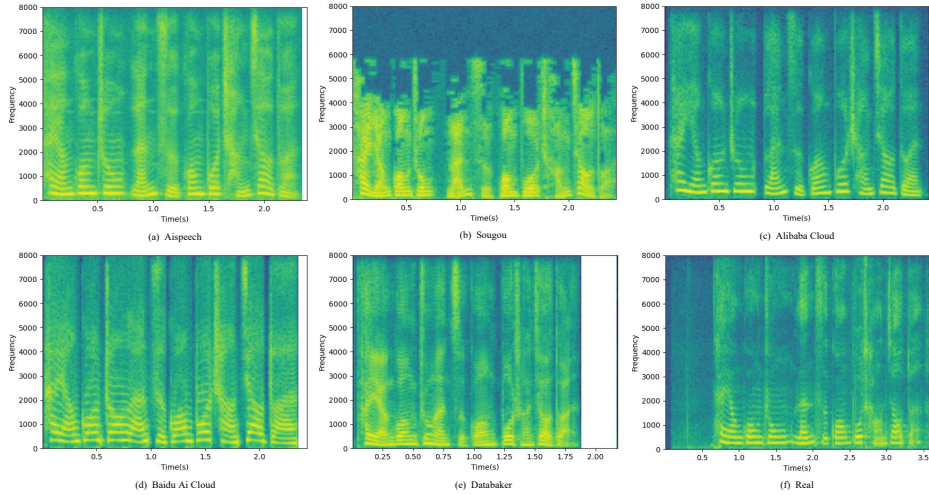


Fig. 4: A spectrogram comparison of the deepfake audio from five speech synthesis systems and the real audio, the content of each audio is ‘太阳光中蓝紫光波长较短.’ (‘The blue-violet light in sunlight has a shorter wavelength.’). The coordinate point value is speech data energy.

unknown category data are treated as a single *unknown* (UNK) class. Two baseline methods for classical open-set recognition are reported.

Datasets. Open set is based on speech synthesized by two mainstream vendors, Tencent Cloud and iFLYTEK. We finally collected a total of 23,155 audios from 24 speakers. The open set consists of both clean version and compressed version (refer to the ten formats conversions on the right side of Fig. 2.) . Table II shows number of utterances and speakers in the open set.

Baselines. Following classic work in open-set recognition

[47] [48] [49], we evaluate a (K+1)-way classifier in which we use the threshold SoftMax score and OpenMax [50] score corresponding to the (K+1)th “UNK” class as the open-set likelihood. All baseline systems were trained using the SFR training data and optimized using only the respective versions of the development data. Fig. 3 shows performance of OpenMax and SoftMax shown as F₁-score for varying thresholds. In terms of optimal performance, OpenMax correctly classified 3500 and 3156 more audios than threshold SoftMax based on 23,155 open-set data in two version. In compressed evaluation conditons, system fingerprint for open set recognition is a

challenging open problem.

G. System Fingerprint Visualization

After the above series of benchmark experiments, the recognition results of the system fingerprints showed some certain characteristics. The experimental results show that the Sogou speech synthesis system obtains the highest recognition results. The system fingerprints of the Baidu Ai Cloud speech synthesis system and the Databaker speech synthesis system are relatively more difficult to recognize. The reason may be that the high-frequency part of the audio synthesized by the Sogou system has a large deficiency, as shown in Fig. 4. In addition, the training bias due to the imbalance of the collected data volume is also an influential factor that cannot be ignored, as shown in Table II.

To better illustrate the distinguishability of each system's fingerprints, we visualized the system fingerprints of each company. In Fig. 1, we visualize the distribution of fingerprint features from the five systems, the real audio, and unknown type data. Different colors represent different types and sources. The visualization shows that system fingerprint features are a bit tangled, indicating the challenge of system fingerprint recognition oriented towards open scenarios in the real-world.

IV. DISCUSSION

In this section, we summarize the findings of the initial investigation of system fingerprint recognition. Some limitations of the present work are also discussed. Both these findings and limitations require further extended research.

A. Research Findings

- Synthesis systems from different vendors can leave fingerprints. And LFCC-ResNet is better suited for recognizing clean system fingerprints, while RawNet2 performs optimally in compressed conditions.
- The performance of the recognition model decreases to some extent after the deepfake audio is compressed.
- The model trained with compressed audio data has better generalization than the model trained with clean audio data.

B. Limitations and Future Directions

The experimental results show that system fingerprint recognition is a topic that deserves further study. While encouraging, there are still some limitations in our work. We suggest future work in system fingerprint recognition along the following lines:

- It is still unclear what has a greater impact on generating system fingerprints. There are many factors that affect the generation of system fingerprints, such as text analysis, acoustic models, vocoders in speech synthesis systems, etc. Our method detects the final system fingerprints, is unable to determine which specific module of speech synthesis system has more impact on the attribution of system fingerprints.

- The number of deepfake systems for recognition in this paper is limited. The initial dataset only provides deepfake audio from synthesis systems of seven Chinese vendors. System fingerprint recognition of more vendors, more languages, and voice conversion systems should be studied.
- In the open world, recognizing system fingerprints from unknown sources is a priority for future research. More innovative methods for system fingerprint open-set recognition deserve to be studied.

V. CONCLUSIONS

This paper provides a starting point for future research on system fingerprint recognition for deepfake audio. We present the first Chinese deepfake audio dataset for system fingerprint recognition. It meets the need to identify the source of deepfake audio that has been compressed for transmission in the real world. In order to provide comparable baselines for future practitioners, we evaluated the performance of representative features and model architectures. Experiments show that LFCC-ResNet and RawNet2 are currently more suitable for system fingerprint recognition in different conditions. In addition, the models trained with compressed audio data generalize better than those trained with clean audio data. Future work includes considering improving the aforementioned limitations.

APPENDIX A

BENCHMARK EXPERIMENTS FOR FUTURE REACHERS FOR COMPARISON

In this appendix, we report the results of the benchmark experiments for future researchers for comparison. The performance of different features and different models in clean conditions is shown in Tables VI, VII, VIII and IX. Tables X, XI, XII and XIII show the performance of the system fingerprint recognition under compressed environment. Finally, considering the generalization capability of testing on unseen datasets, The results for cross-dataset system fingerprint recognition are shown in Tables XIV and XV.

REFERENCES

- [1] Tan X, Qin T, Soong F, et al. A survey on neural speech synthesis[J]. arXiv preprint arXiv:2106.15561, 2021.
- [2] Ian Goodfellow, Yoshua Bengio, Aaron Courville, and Yoshua Bengio. Deep learning, volume 1. MIT press Cambridge, 2016.
- [3] Yann LeCun, Yoshua Bengio, and Geoffrey Hinton. Deep learning. nature, 521(7553): 436444, 2015.
- [4] Yi Ren, Yangjun Ruan, Xu Tan, Tao Qin, Sheng Zhao, Zhou Zhao, and Tie-Yan Liu. FastSpeech: Fast, robust and controllable text to speech. In NeurIPS, 2019.
- [5] Naihuan Li, Shujie Liu, Yanqing Liu, Sheng Zhao, and Ming Liu. Neural speech synthesis with transformer network. In Proceedings of the AAAI Conference on Artificial Intelligence, volume 33, pages 67066713, 2019.
- [6] Prajwal K R, Mukhopadhyay R, Nambodiri V P, et al. Learning individual speaking styles for accurate lip to speech synthesis[C]//Proceedings of the IEEE/CVF Conference on Computer Vision and Pattern Recognition. 2020: 13796-13805.
- [7] Nal Kalchbrenner, Erich Elsen, Karen Simonyan, Seb Noury, Norman Casagrande, Edward Lockhart, Florian Stimberg, Aaron Oord, Sander Dieleman, and Koray Kavukcuoglu. Efficient neural audio synthesis. In International Conference on Machine Learning, pages 24102419. PMLR, 2018.

TABLE VI: The Precision (%), Recall (%), and F₁-score (%) values of fingerprint recognition for different systems using CQCC features

Test on: Train on:		Clean Set											
		CQCC-X-vector			CQCC-LCNN			CQCC-SENet			CQCC-ResNet		
		Precision	Recall	F ₁ -score	Precision	Recall	F ₁ -score	Precision	Recall	F ₁ -score	Precision	Recall	F ₁ -score
Clean Set	Aispeech	97.56	49.25	65.46	97.18	95.88	96.53	98.73	99.88	99.30	100.00	98.14	99.06
	Alibaba Cloud	72.84	98.76	83.84	97.95	97.35	97.65	99.54	99.49	99.52	99.49	98.03	98.76
	Baidu Ai Cloud	27.10	41.42	32.76	40.65	24.50	30.57	44.63	51.20	47.69	72.30	85.98	78.55
	Databaker	64.77	89.30	75.08	69.45	81.49	74.99	72.84	65.99	69.25	87.92	84.63	86.24
	Sogou	100.00	100.00	100.00	100.00	100.00	100.00	99.16	100.00	99.58	100.00	99.90	99.95
	Real	99.76	77.69	87.35	94.70	99.69	97.13	99.85	99.33	99.59	99.44	100.00	99.72
	Total	77.00	76.07	74.08	83.32	83.15	82.81	85.79	85.98	85.82	93.19	94.45	93.71

TABLE VII: The Precision (%), Recall (%), and F₁-score (%) values of fingerprint recognition for different systems using MFCC features

Test on: Train on:		Clean Set											
		MFCC-X-vector			MFCC-LCNN			MFCC-SENet			MFCC-ResNet		
		Precision	Recall	F ₁ -score	Precision	Recall	F ₁ -score	Precision	Recall	F ₁ -score	Precision	Recall	F ₁ -score
Clean Set	Aispeech	90.80	92.15	91.47	92.34	97.89	95.03	99.37	96.71	98.02	95.58	95.99	95.79
	Alibaba Cloud	80.39	93.98	86.66	93.24	87.45	90.25	94.34	98.66	96.45	90.91	97.35	94.02
	Baidu Ai Cloud	48.31	47.80	48.06	66.36	50.10	57.09	80.30	61.03	69.35	92.56	68.91	79.00
	Databaker	72.12	53.69	61.56	76.41	81.46	78.86	82.36	89.80	85.92	86.35	82.86	84.57
	Sogou	99.10	99.35	99.23	97.89	99.70	98.79	97.53	98.50	98.01	96.30	96.20	96.25
	Real	96.68	90.44	93.46	99.43	98.65	99.04	97.43	98.92	98.17	95.36	97.98	96.65
	Total	81.23	79.57	80.07	87.61	85.88	86.51	91.89	90.60	90.99	92.84	89.88	91.05

TABLE VIII: The Precision (%), Recall (%), and F₁-score (%) values of fingerprint recognition for different systems using LFCC features

Test on: Train on:		Clean Set											
		LFCC-X-vector			LFCC-LCNN			LFCC-SENet			LFCC-ResNet		
		Precision	Recall	F ₁ -score	Precision	Recall	F ₁ -score	Precision	Recall	F ₁ -score	Precision	Recall	F ₁ -score
Clean Set	Aispeech	99.95	96.63	98.26	99.97	99.24	99.60	99.99	99.87	99.93	98.11	99.78	98.94
	Alibaba Cloud	95.81	99.37	97.56	98.69	99.96	99.32	99.77	99.97	99.87	99.27	97.58	98.42
	Baidu Ai Cloud	53.73	39.22	45.34	75.15	94.16	83.59	83.65	90.37	86.88	97.21	99.20	98.20
	Databaker	73.42	82.68	77.78	96.15	84.11	89.73	95.11	91.14	93.08	99.72	97.95	98.83
	Sogou	100.00	99.90	99.95	99.70	100.00	99.85	99.11	100.00	99.55	99.45	100.00	99.73
	Real	97.95	99.83	98.88	99.87	99.17	99.52	99.93	99.61	99.77	99.93	99.48	99.71
	Total	86.81	86.27	86.29	94.92	96.11	95.27	96.26	96.83	96.51	98.95	99.00	98.97

TABLE IX: The Precision (%), Recall (%), and F₁-score (%) values of fingerprint recognition for LFCC-GMM system and RawNet2 system using clean set

Test on:		Clean Set					
Train on:		LFCC-GMM			RawNet2		
		Precision	Recall	F ₁ -score	Precision	Recall	F ₁ -score
Clean Set	Aispeech	91.13	88.80	89.95	95.45	92.52	94.00
	Alibaba Cloud	74.08	84.01	78.73	85.80	81.16	83.40
	Baidu Ai Cloud	61.33	32.35	42.36	47.55	69.11	56.30
	Databaker	49.98	72.13	59.04	68.06	73.18	70.50
	Sogou	100.00	100.00	100.00	99.95	97.99	99.00
	Real	99.50	100.00	99.75	98.98	96.64	97.80
	Total	79.55	79.34	78.31	85.10	82.63	83.50

TABLE X: The Precision (%), Recall (%), and F₁-score (%) values of the system fingerprint recognition model (trained with compressed Train set and Dev. set and then tested with compressed Test set that includes Unseen Compressed Audio)

Test on:		Compressed Set											
Train on:		CQCC-X-vector			CQCC-LCNN			CQCC-SENet			CQCC-ResNet		
		Precision	Recall	F ₁ -score	Precision	Recall	F ₁ -score	Precision	Recall	F ₁ -score	Precision	Recall	F ₁ -score
Compressed Set	Aispeech	64.75	84.34	73.26	83.15	89.98	86.43	81.14	95.32	87.66	88.16	88.74	88.45
	Alibaba Cloud	49.19	29.56	36.93	78.68	77.76	78.22	82.85	85.75	84.28	75.27	84.87	79.78
	Baidu Ai Cloud	37.75	34.95	36.30	27.20	19.25	22.55	25.81	32.90	28.92	55.49	45.67	50.10
	Databaker	36.42	32.97	34.61	42.40	35.65	38.73	60.15	15.16	24.22	78.77	42.83	55.49
	Sogou	99.87	99.46	99.66	74.08	99.93	85.09	97.55	98.79	98.17	88.20	99.87	93.67
	Real	88.42	80.65	84.36	93.93	85.27	89.39	97.37	95.89	96.63	81.40	99.02	89.35
	Total	62.73	60.32	60.85	66.57	67.98	66.74	74.15	70.63	69.98	77.88	76.83	76.14

TABLE XI: The Precision (%), Recall (%), and F₁-score (%) values of the system fingerprint recognition model (trained with compressed Train set and Dev. set and then tested with compressed Test set that includes Unseen Compressed Audio)

Test on:		Compressed Set											
Train on:		MFCC-X-vector			MFCC-LCNN			MFCC-SENet			MFCC-ResNet		
		Precision	Recall	F ₁ -score	Precision	Recall	F ₁ -score	Precision	Recall	F ₁ -score	Precision	Recall	F ₁ -score
Compressed Set	Aispeech	85.60	65.44	74.17	82.75	73.01	77.58	90.80	84.11	87.33	84.74	90.44	87.50
	Alibaba Cloud	59.12	83.07	69.07	60.92	72.27	66.11	73.76	85.69	79.28	69.93	76.49	73.06
	Baidu Ai Cloud	60.00	50.46	54.82	54.10	34.12	41.85	57.09	32.56	41.47	55.44	48.03	51.47
	Databaker	53.14	41.27	46.46	62.89	74.77	68.32	59.68	68.53	63.80	67.68	42.35	52.10
	Sogou	95.90	98.86	97.35	94.84	98.80	96.78	94.68	99.77	97.16	99.20	98.97	99.08
	Real	77.43	95.27	85.43	97.57	95.86	96.70	99.34	96.08	97.68	90.62	98.20	94.26
	Total	71.86	72.39	71.22	75.51	74.81	74.56	79.23	77.79	77.79	77.94	75.75	76.25

TABLE XII: The Precision (%), Recall (%), and F₁-score (%) values of the system fingerprint recognition model (trained with compressed Train set and Dev. set and then tested with compressed Test set that includes Unseen Compressed Audio)

Test on:		Compressed Set											
Train on:		LFCC-X-vector			LFCC-LCNN			LFCC-SENet			LFCC-ResNet		
		Precision	Recall	F ₁ -score	Precision	Recall	F ₁ -score	Precision	Recall	F ₁ -score	Precision	Recall	F ₁ -score
Compressed Set	Aispeech	84.87	91.25	87.94	93.34	91.89	92.61	86.64	89.15	87.88	85.52	91.13	88.24
	Alibaba Cloud	84.04	76.79	80.26	74.79	78.00	76.36	70.01	80.47	74.88	78.79	83.98	81.30
	Baidu Ai Cloud	02.38	00.05	00.11	37.73	30.84	33.94	44.25	40.05	42.05	44.33	21.51	28.97
	Databaker	62.89	78.30	69.76	61.46	47.88	53.83	76.60	46.04	57.51	64.98	61.00	62.93
	Sogou	91.04	99.94	95.28	80.67	100.00	89.30	94.85	100.00	97.36	99.94	99.94	99.94
	Real	87.79	97.95	92.59	84.91	98.22	91.08	92.22	99.15	95.56	97.81	99.17	98.49
	Total	68.84	74.05	70.99	72.15	74.47	72.85	77.43	75.81	75.87	78.56	76.12	76.64

TABLE XIII: The Precision (%), Recall (%), and F₁-score (%) values of fingerprint recognition for LFCC-GMM system and RawNet2 system using compressed set

Test on:		Compressed Set					
Train on:		LFCC-GMM			RawNet2		
		Precision	Recall	F ₁ -score	Precision	Recall	F ₁ -score
Compressed Set	Aispeech	80.64	34.94	48.75	95.77	75.95	84.72
	Alibaba Cloud	63.98	43.47	51.76	53.35	88.23	66.50
	Baidu Ai Cloud	04.02	07.44	05.22	53.15	67.59	59.50
	Databaker	21.51	48.91	29.87	73.05	70.52	71.76
	Sogou	87.05	96.46	91.51	99.89	96.30	98.06
	Real	65.80	90.44	76.18	97.27	97.32	97.29
	Total	53.83	53.61	50.55	82.65	78.74	79.64

TABLE XIV: Cross-dataset generalization. The Precision (%), Recall (%), and F₁-score (%) values for system fingerprint recognition when training on compressed dataset and testing on another.

Test on:		Clean Set																	
Train on:		LFCC-X-vector			LFCC-LCNN			LFCC-SENet			LFCC-ResNet			LFCC-GMM			RawNet2		
		Precision	Recall	F ₁ -score	Precision	Recall	F ₁ -score	Precision	Recall	F ₁ -score	Precision	Recall	F ₁ -score	Precision	Recall	F ₁ -score	Precision	Recall	F ₁ -score
Compressed Set	Aispeech	95.83	94.38	95.10	99.02	97.64	98.33	93.59	99.99	96.68	95.65	98.66	97.13	90.62	84.91	87.68	90.61	86.02	88.26
	Alibaba Cloud	93.15	90.86	91.99	94.51	91.83	93.15	99.24	91.46	95.19	97.45	94.14	95.77	75.31	80.42	77.78	63.10	84.03	72.08
	Baidu Ai Cloud	04.40	00.20	00.38	41.90	49.80	45.51	42.92	59.63	49.92	47.03	51.40	49.12	50.00	25.90	34.12	50.15	55.37	52.63
	Databaker	62.48	93.49	74.90	66.18	59.66	62.75	74.47	58.38	65.45	74.01	69.36	71.61	22.38	46.07	30.13	83.33	66.14	73.75
	Sogou	96.39	100.00	98.16	99.60	100.00	99.80	100.00	100.00	100.00	99.95	100.00	99.98	100.00	100.00	100.00	98.45	98.70	98.57
	Real	94.96	98.33	96.61	91.88	98.65	95.15	99.87	99.70	99.78	99.39	99.52	99.46	97.92	99.96	98.93	99.25	93.17	96.12
	Total	74.53	79.54	76.19	82.18	82.93	82.45	85.02	84.86	84.50	85.58	85.51	85.51	72.88	72.70	71.44	80.57	80.82	80.23

TABLE XV: Cross-dataset generalization. The Precision (%), Recall (%), and F₁-score (%) values for system fingerprint recognition when training on clean dataset and testing on another.

Train on:	Test on:	Compressed Set																				
		LFCC-X-vector			LFCC-LCNN			LFCC-SENet			LFCC-ResNet			LFCC-GMM			RawNet2					
		Precision	Recall	F ₁ -score	Precision	Recall	F ₁ -score	Precision	Recall	F ₁ -score	Precision	Recall	F ₁ -score	Precision	Recall	F ₁ -score	Precision	Recall	F ₁ -score			
Clean Set	Aispeech	74.80	85.93	79.98	81.55	90.81	85.93	82.94	90.08	86.36	82.94	85.85	84.37	83.46	75.04	79.03	85.59	89.86	87.67			
	Alibaba Cloud	84.05	66.55	74.28	83.04	80.43	81.71	84.22	69.57	76.20	77.62	65.44	71.01	51.82	59.05	55.20	73.09	77.53	75.25			
	Baidu Ai Cloud	33.60	16.01	21.69	38.76	60.22	47.16	43.45	46.09	44.73	31.54	52.08	39.28	29.56	22.64	25.64	34.82	33.30	34.04			
	Databaker	59.61	51.88	55.48	85.17	32.82	47.38	75.98	71.66	73.76	73.13	37.13	49.26	22.85	75.09	35.03	63.64	65.62	64.61			
	Sogou	96.35	99.66	97.98	90.77	98.34	94.40	91.63	78.85	84.76	99.62	88.91	93.96	76.65	87.00	81.50	99.83	89.71	94.50			
	Real	77.46	99.76	87.20	94.39	97.98	96.15	84.71	96.44	90.20	73.04	99.80	84.35	98.24	67.42	79.96	96.90	82.55	89.15			
	Total	70.98	69.96	69.43	78.94	76.76	75.45	77.15	75.45	76.00	72.98	71.53	70.37	64.37	60.43	59.39	73.10	75.64	74.20			

[8] Jonathan Shen, Ruoming Pang, Ron J Weiss, Mike Schuster, Navdeep Jaitly, Zongheng Yang, Zhifeng Chen, Yu Zhang, Yuxuan Wang, Rj Skerrv-Ryan, et al. Natural tts synthesis by conditioning wavenet on mel spectrogram predictions. In 2018 IEEE International Conference on Acoustics, Speech and Signal Processing (ICASSP), pages 47794783. IEEE, 2018.

[9] Yuxuan Wang, RJ Skerry-Ryan, Daisy Stanton, Yonghui Wu, Ron J Weiss, Navdeep Jaitly, Zongheng Yang, Ying Xiao, Zhifeng Chen, Samy Bengio, et al. Tacotron: Towards end-to-end speech synthesis. Proc. Interspeech 2017, pages 40064010, 2017.

[10] Kong J, Kim J, Bae J. Hifi-gan: Generative adversarial networks for efficient and high fidelity speech synthesis[J]. Advances in Neural Information Processing Systems, 2020, 33: 17022-17033.

[11] Lei Y, Yang S, Xie L. Fine-grained emotion strength transfer, control and prediction for emotional speech synthesis[C]//2021 IEEE Spoken Language Technology Workshop (SLT). IEEE, 2021: 423-430.

[12] Z. Wu, T. Kinnunen, N. Evans, J. Yamagishi, C. Hanilci, and et al., "Asvspoof 2015: the first automatic speaker verification spoofing and countermeasures challenge," in Proc. of INTERSPEECH, 2015.

[13] T. Kinnunen, M. Sahidullah, H. Delgado, N. Evans M. Todisco, and et al., "The asvspoof 2017 challenge: Assessing the limits of replay spoofing attack detection," in Proc. of INTERSPEECH, 2017.

[14] M. Todisco, X. Wang, V. Vestman, Md. Sahidullah, and K. Lee, "Asvspoof 2019: Future horizons in spoofed and fake audio detection," in Proc. of INTERSPEECH, 2019.

[15] Liu X, Wang X, Sahidullah M, et al. Asvspoof 2021: Towards spoofed and deepfake speech detection in the wild[J]. IEEE/ACM Transactions on Audio, Speech, and Language Processing, 2023.

[16] J. Yamagishi, X. Wang, M. Todisco, M. Sahidullah, J. Patino, A. Nautsch, X. Liu, K. A. Lee, T. Kinnunen, and N. Evans, "Asvspoof 2021: accelerating progress in spoofed and deepfake speech detection," 2021.

[17] Zhou Y, Lim S N. Joint audio-visual deepfake detection[C]//Proceedings of the IEEE/CVF International Conference on Computer Vision. 2021: 14800-14809.

[18] Yi J, Fu R, Tao J, et al. Add 2022: the first audio deep synthesis detection challenge[C]//ICASSP 2022-2022 IEEE International Conference on Acoustics, Speech and Signal Processing (ICASSP). IEEE, 2022: 9216-9220.

[19] Yi J, Tao J, Fu R, et al. ADD 2023: the Second Audio Deepfake Detection Challenge[J]. arXiv preprint arXiv:2305.13774, 2023.

[20] Ma, H., Yi, J., Tao, J., Bai, Y., Tian, Z., Wang, C. (2021) Continual Learning for Fake Audio Detection. Proc. Interspeech 2021, 886-890, doi: 10.21437/Interspeech.2021-794

[21] J. Yi, Y. Bai, J. Tao, H. Ma, Z. Tian, C. Wang, T. Wang, and R. Fu, "Half-truth: A partially fake audio detection dataset," in Proc. of INTERSPEECH, 2021.

[22] Ma H, Yi J, Wang C, et al. FAD: A Chinese Dataset for Fake Audio Detection[J]. arXiv preprint arXiv:2207.12308, 2022.

[23] Z. Wu, A. Khodabakhsh, C. Demiroglu, J. Yamagishi, D. Saito, T. Toda, and S. King, "SAS: A speaker verification spoofing database containing diverse attacks," in Proc. IEEE Int. Conf. on Acoustics, Speech, and Signal Processing (ICASSP), 2015.

[24] H. Khalid, S. Tariq, M. Kim, and S. S. Woo, "FakeAVCeleb: A novel audio-video multimodal deepfake dataset," in Thirty-fifth Conference on Neural Information Processing Systems Datasets and Benchmarks Track (Round 2), 2021

[25] Reimao R, Tzerpos V. For: A dataset for synthetic speech detection[C]//2019 International Conference on Speech Technology and Human-Computer Dialogue (SpED). IEEE, 2019: 1-10.

[26] J. Frank and L. Sch ¨onherr, "Wavefake: A data set to facilitate audio deepfake detection," in International Conference on Neural Information Processing Systems (NeurIPS) Datasets and Benchmark Track, 2021.

[27] Zhang Z, Gu Y, Yi X, et al. FMFCC-A: A Challenging Mandarin Dataset for Synthetic Speech Detection[C]//Digital Forensics and Watermarking: 20th International Workshop, IWDW 2021, Beijing, China, November 2022, 2021, Revised Selected Papers. 2021: 117-131.

[28] Zakariah M, Khan M K, Malik H. Digital multimedia audio forensics: past, present and future[J]. Multimedia tools and applications, 2018, 77(1): 1009-1040.

[29] Malik H. Acoustic environment identification and its applications to audio forensics[J]. IEEE Transactions on Information Forensics and Security, 2013, 8(11): 1827-1837.

[30] Yu N, Davis L S, Fritz M. Attributing fake images to gans: Learning and analyzing gan fingerprints[C]//Proceedings of the IEEE/CVF international conference on computer vision. 2019: 7556-7566.

[31] Guan, Jiyang, Liang, Jian, Ran He. Are You Stealing My Model? Sample Correlation for Fingerprinting Deep Neural Networks. NeurIPSnull. 2022, [8] Yu, Junchi, Cao, Jie, Ran He. Improving Subgraph Recognition with Variational Graph Information Bottleneck. IEEE Conference on Computer Vision and Pattern Recognition

[32] Bu H, Du J, Na X, et al. Aishell-1: An open-source mandarin speech corpus and a speech recognition baseline[C]//2017 20th conference of the oriental chapter of the international coordinating committee on speech databases and speech I/O systems and assessment (O-COCOSDA). IEEE, 2017: 1-5.

[33] Shi Y, Bu H, Xu X, et al. Aishell-3: A multi-speaker mandarin tts corpus and the baselines[J]. arXiv preprint arXiv:2010.11567, 2020.

[34] Wang D, Zhang X. Thchs-30: A free chinese speech corpus[J]. arXiv preprint arXiv:1512.01882, 2015.

[35] Beijing DataTang Technology Co., Ltd (www.datatang.com), Ltd, "Aidatatang 200zh, a free Chinese Mandarin speech corpus."

[36] Shmueli B. Multi-class metrics made simple, Part II: The F1-score[J]. Retrieved from Towards Data Science: https://towardsdatascience.com/multi-class-metrics-made-simplepart-ii-the-f1-score-eb8b2c2ca1, 2019.

[37] Todisco M, Delgado H, Evans N. Constant Q cepstral coefficients: A spoofing countermeasure for automatic speaker verification[J]. Computer Speech & Language, 2017, 45: 516-535.

[38] Steven Davis and Paul Mermelstein. Comparison of parametric representations for monosyllabic word recognition in continuously spoken sentences. IEEE transactions on acoustics, speech, and signal processing, 28(4):357366, 1980.

[39] Md Sahidullah, Tomi Kinnunen, and Cemal Hanili. A comparison of features for synthetic speech detection. 2015.

[40] David Snyder, Daniel Garcia-Romero, Gregory Sell, Daniel Povey, and Sanjeev Khudanpur. X-vectors: Robust dnn embeddings for speaker recognition. In 2018 IEEE international conference on acoustics, speech and signal processing (ICASSP), pages 53295333. IEEE

[41] Wu X, He R, Sun Z. A lightened cnn for deep face representation[J]. arXiv preprint arXiv:1511.02683, 2015, 4(8).

- [42] Jie Hu, Li Shen, and Gang Sun. Squeeze-and-excitation networks. In Proceedings of the IEEE conference on computer vision and pattern recognition, pages 71327141, 2018.
- [43] Kaiming He, Xiangyu Zhang, Shaoqing Ren, and Jian Sun. Deep residual learning for image recognition. In Proceedings of the IEEE conference on computer vision and pattern recognition, pages 770778, 2016.
- [44] Jung J, Kim S, Shim H, et al. Improved RawNet with Feature Map Scaling for Text-Independent Speaker Verification Using Raw Waveforms[J]. Proc. Interspeech 2020, 2020: 1496-1500.
- [45] Paszke A, Gross S, Massa F, et al. Pytorch: An imperative style, high-performance deep learning library[J]. Advances in neural information processing systems, 2019, 32.
- [46] Xinhui Zhou, Daniel Garcia-Romero, Ramani Duraiswami, Carol Espy-Wilson, and Shihab Shamma, "Linear versus mel frequency cepstral coefficients for speaker recognition," in 2011 IEEE Workshop on Automatic Speech Recognition & Understanding. IEEE, 2011, pp. 559564.
- [47] Van der Maaten L, Hinton G. Visualizing data using t-SNE[J]. Journal of machine learning research, 2008, 9(11).
- [48] Shim H, Heo J, Park J H, et al. Graph attentive feature aggregation for text-independent speaker verification[C]//ICASSP 2022-2022 IEEE International Conference on Acoustics, Speech and Signal Processing (ICASSP). IEEE, 2022: 7972-7976.
- [49] Tak H, Kamble M, Patino J, et al. Rawboost: A raw data boosting and augmentation method applied to automatic speaker verification anti-spoofing[C]//ICASSP 2022-2022 IEEE International Conference on Acoustics, Speech and Signal Processing (ICASSP). IEEE, 2022: 6382-6386.
- [50] Geng C, Huang S, Chen S. Recent advances in open set recognition: A survey[J]. IEEE transactions on pattern analysis and machine intelligence, 2020, 43(10): 3614-3631.
- [51] Yoshitashi R, Shao W, Kawakami R, et al. Classification-reconstruction learning for open-set recognition[C]//Proceedings of the IEEE/CVF Conference on Computer Vision and Pattern Recognition. 2019: 4016-4025.
- [52] Kong S, Ramanan D. Opegan: Open-set recognition via open data generation[C]//Proceedings of the IEEE/CVF International Conference on Computer Vision. 2021: 813-822.
- [53] Bendale A, Boulton T E. Towards open set deep networks[C]//Proceedings of the IEEE conference on computer vision and pattern recognition. 2016: 1563-1572.



Xinrui Yan received the B.S. degree from Northeastern University in China in 2021. She is currently pursuing her M.S. degree at the University of Chinese Academy of Sciences in Beijing, China. Her current research interest include fake audio forensics.



and synthesis, fake audio detection, audio forensics and transfer learning.

Jiangyan Yi received the Ph.D. degree from the University of Chinese Academy of Sciences, Beijing, China, in 2018, and the M.A. degree from the Graduate School of Chinese Academy of Social Sciences, Beijing, China, in 2010. She was a Senior R&D Engineer with Alibaba Group during 2011 to 2014. She is currently an Associate Professor with the National Laboratory of Pattern Recognition, Institute of Automation, Chinese Academy of Sciences, Beijing, China. Her current research interests include speech signal processing, speech recognition




Chenglong Wang received the B.S. degree from Hefei University of Technology, Anhui, China, in 2018. He is currently working toward the Ph.D. degree with the University of Science and Technology of China, Anhui, China. His current research interests include fake audio detection, speaker verification and identification.



computer interaction, multimedia information processing, and pattern recognition.

Jianhua Tao received his Ph.D. degree from Tsinghua University, Beijing, China, in 2001, and the M.S. degree from Nanjing University, Nanjing, China, in 1996. He is currently a Professor with Department of Automation, Tsinghua University, Beijing, China. He has authored or coauthored more than eighty papers on major journals and proceedings including the IEEE TRANSACTIONS ON AUDIO, SPEECH, AND LANGUAGE PROCESSING. His current research interests include speech signal processing, speech recognition and synthesis, human



Junzuo Zhou received his B.A. degree in Hangzhou Dianzi University, Zhejiang, China, in 2023. He is currently working toward the M.E. degree with the Institute of Automation Chinese Academy of Sciences (CASIA). His current research interests include text-to-speech.



Hao Gu received the B.S. degree from Harbin Institute of Technology in China in 2022. He is currently pursuing his M.S. degree at Institute of Automation, Chinese Academy of Sciences in Beijing, China. His current research interest include multimodal fake audio detection.



RuiBo Fu is an assistant professor in the National Laboratory of Pattern Recognition, Institute of Automation, Chinese Academy of Sciences, Beijing. He obtained B.E. from Beijing University of Aeronautics and Astronautics in 2015 and Ph.D. from Institute of Automation, Chinese Academy of Sciences in 2020. His research interest is speech synthesis and transfer learning.