

Mix-Pooling Strategy for Attention Mechanism^{*}

Shanshan Zhong, Wushao Wen^{**}, Jinghui Qin

School of Computer Science and Engineering
Sun Yat-sen University

Abstract. Recently many effective self-attention modules are proposed to boost the model performance by exploiting the internal information of convolutional neural networks in computer vision. In general, many previous works ignore considering the design of the pooling strategy of the self-attention mechanism since they adopt the global average pooling for granted, which hinders the further improvement of the performance of the self-attention mechanism. However, we empirically find and verify a phenomenon that the simple linear combination of global max-pooling and global min-pooling can produce pooling strategies that match or exceed the performance of global average pooling. Based on this empirical observation, we propose a simple-yet-effective self-attention module SPENet, which adopts a self-adaptive pooling strategy based on global max-pooling and global min-pooling and a lightweight module for producing the attention map. The effectiveness of SPENet is demonstrated by extensive experiments on widely used benchmark datasets and popular self-attention networks.

Keywords: Self-attention · Pooling · Self-adaptive.

1 Introduction

Methods for diverting attention to the most important regions of an image and disregarding irrelevant parts are called attention mechanisms [6]. Recently, there has been a lot of interest in considering the use of self-attention mechanisms in convolutional neural networks (CNNs) to enhance feature extraction, which has been used for many vision tasks [3,26,31]. In these vision tasks, the attention modules are generally elaborate neural network that are plugged into the backbone network. Specifically, most of the existing research is mainly based on three stages [13]: ① pooling, ② excitation; and ③ recalibration. As shown in Fig. 1, in stage ① (pooling), the information of the features map is initially compressed; then in stage ② (excitation), the compressed information is passed through a module to extract the attention maps; finally, in stage ③ (recalibration), the attention maps are applied to the hidden layer of the backbone network and adjust the feature. For these stages, many previous works [13,21,26] only focus on stage ② (excitation) and stage ③ (recalibration), which directly use global

^{*} Work in progress.

^{**} Corresponding author

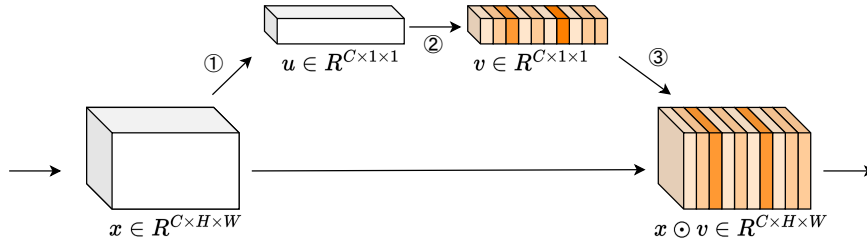


Fig. 1. Diagram of each attention sub-module. the attention module can be divided into three stages [13]: ①pooling, ② excitation; and ③ recalibration.

average pooling (GAP) in stage ① to obtain global information embedding for granted due to the simplicity and effectiveness of GAP.

However, taking SENet [10] with GAP on CIFAR10 and CIFAR100 as baseline, our experiments, as shown in Fig. 2, indicate the optimal pooling strategy is not always GAP, but a simple linear combination of global max-pooling f_{Max} and global min-pooling f_{Min} , where, for input $x \in \mathbb{R}^{C \times H \times W}$,

$$\begin{aligned} f_{\text{Max}} &= [\text{Max}(x[0, :, :]), \dots, \text{Max}(x[C, :, :])] \in \mathbb{R}^{C \times 1 \times 1}, \\ f_{\text{Min}} &= [\text{Min}(x[0, :, :]), \dots, \text{Min}(x[C, :, :])] \in \mathbb{R}^{C \times 1 \times 1}. \end{aligned} \quad (1)$$

Note that, the quality of the attention map depends heavily [2,4,28] on the quality of the inputs which is transformed based on the pooling strategy. Therefore, it is necessary to propose a better pooling strategy than GAP. In this paper, we propose a simple-yet-effective attention module, SPENet, where we adopt a self-adaptive pooling strategy for constructing global information. Then we design the simple and lightweight attention module for adjusting attention maps. Extensive experiments show that SPENet can achieve the state-of-the-art results without any elaborated model crafting.

The contributions of this paper can be summarized as follows:

- We find that the widely used pooling strategy GAP in the attention mechanism is not an optimal choice and can be further improved.
- According to the insufficiency of GAP, we propose SPENet with self-adaptive pooling strategy and a lightweight attention module, which can be easily plugged into various neural network architectures.
- The extensive experiments of SPENet show that our method can achieve the state-of-the-art results on several popular benchmarks.

2 Related Works

Convolutional Neural Networks. For the reason that deep learning can efficiently mine data features, CNNs are widely used in a variety of computer

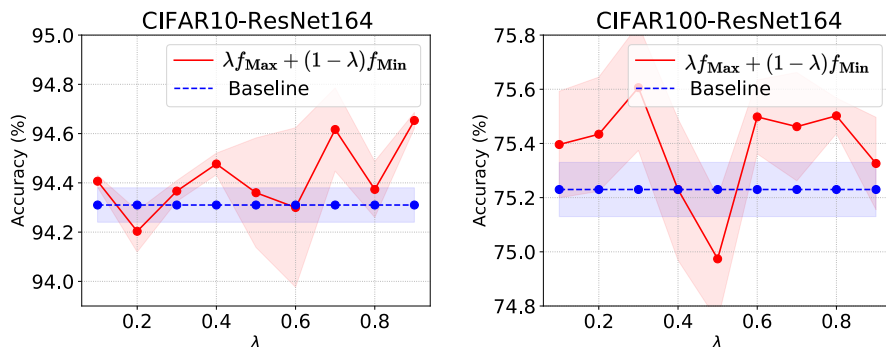


Fig. 2. The performance of ResNet164-SPENet with different λ . As illustrated, both on CIFAR10 and CIFAR100, the performance of different simple linear combination of global max-pooling f_{Max} and global min-pooling f_{Min} can match or exceed the performance of GAP.

vision tasks [12,14,9,15]. VGG [27], ResNet [8],DenseNet [11] and other classical networks are proposed to improve CNNs.

Attention Mechanism in Computer Vision. Mnih et al. [22,33] model the important of features in visual tasks. Subsequently, many works pay attention to attention mechanisms. Ba et al. [1] propose a deep recurrent neural network trained with reinforcement learning to attend to the most relevant regions of the input image. Wang et al. [29] propose attention residual learning to train very deep Residual Attention Networks which can be easily scaled up to hundreds of layers. Yang et al. [34] propose a generally applicable transformation unit for visual recognition with deep convolutional neural networks. Qin et al. [26] start from a different view and regard the channel representation problem as a compression process using frequency analysis. Besides these works, many researchers try to extend the attention mechanisms to specific tasks, e.g. image generation [5,18], and super resolution [23,24,25].

Feature Pooling in Attention Mechanism. Since SENet [10] uses GAP to get global information embedding, many subsequent studies have used GAP as the way of feature pooling. In addition, some studies have explored the way of feature pooling. Woo et al. [32] compare GAP and GMP(Global max-pooling) and suggest to use max-pooled features as well. Luo et al. [21] propose Stochastic region pooling to make attention more expressive, which takes GAP to extract the descriptor. Qin et al. [26] analyze the extraction task from the perspective of frequency analysis, which shows that GAP is a special case of frequency domain feature decomposition.

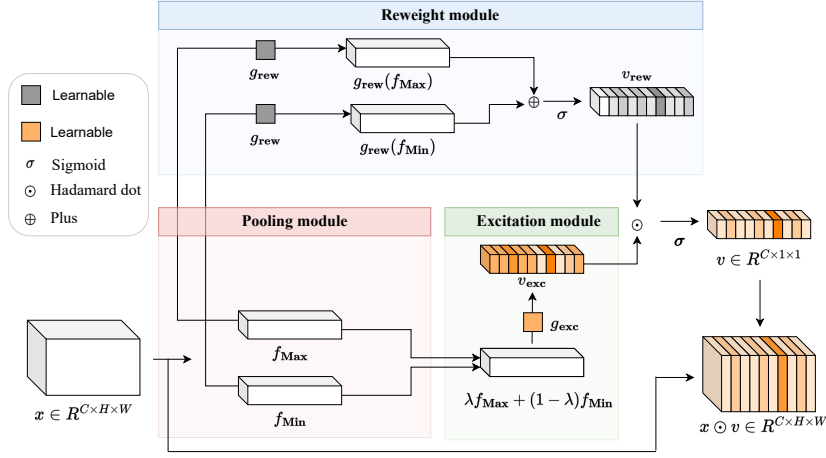


Fig. 3. The overall architecture of SPENet.

3 Self-adaptive Pooling Enhance

In this section, we formally introduce SPENet. Alg. 1 shows the algorithm of SPENet, which mainly consists of three modules. As the overall architecture of SPENet shown in Fig. 3, given an intermediate feature map $x \in \mathbb{R}^{C \times H \times W}$ as input, we first get a global information embedding $u \in \mathbb{R}^{C \times 1 \times 1}$ through a pooling module. After that, u is applied to exciting the attention map $v_{\text{exc}} \in \mathbb{R}^{C \times 1 \times 1}$ in the excitation module. The reweight module generates the attention map v_{rew} for v_{exc} . Finally, we adjust the v_{exc} by v_{rew} . We explain the details of each module below.

3.1 Pooling Module

As shown in Fig. 2, the optimal pooling strategy to generate a global information embedding u is not always GAP, but a simple linear combination of f_{Max} and f_{Min} . However, it is laborious for us to find suitable λ for linear combination through experiments. Therefore, in this section, we propose a self-adaptive pooling module to generate u for each attention module.

Specifically, we can consider the linear combination of global max-pooling f_{Max} and global min-pooling f_{Min} , i.e.,

$$u = \lambda f_{\text{Max}} + (1 - \lambda) f_{\text{Min}}, \quad (2)$$

where $\lambda \in [0, 1]$ is learnable. For the reason to generate λ and make it learnable, we define two trainable parameters p_0, p_1 which are initialized to 0.5. Then we calculate λ and $1 - \lambda$ through p_0, p_1 by the way shown in Eq. (3).

Algorithm 1 The algorithm of producing attention map from SPENet

Input: An intermediate feature map $x \in R^{C \times H \times W}$; Two learnable transformation g_{exc} and g_{rew} ; A learnable weight λ .

Output: The attention map v .

- 1: ▷ Pooling module
 - 2: $f_{\text{Max}} \leftarrow$ Global max-pooling of x
 - 3: $f_{\text{Min}} \leftarrow$ Global min-pooling of x
 - 4: Calculate the Pooling $u \leftarrow \lambda f_{\text{Max}} + (1 - \lambda) f_{\text{Min}}$
 - 5: ▷ Excitation module
 - 6: $v_{\text{exc}} \leftarrow g_{\text{exc}}(u)$
 - 7: ▷ Reweight module
 - 8: Calculate $g_{\text{rew}}(f_{\text{Min}}(x))$ by Eq. (6)
 - 9: Calculate $g_{\text{rew}}(f_{\text{Max}}(x))$ by Eq. (6)
 - 10: $v_{\text{rew}} = \sigma(g_{\text{rew}}(f_{\text{Min}}(x)) + g_{\text{rew}}(f_{\text{Max}}(x)))$
 - 11: $v \leftarrow v_{\text{exc}} \odot v_{\text{rew}}$
 - 12: **return** v
-

$$\lambda = \frac{p_0^2}{p_0^2 + p_1^2}, \quad (3)$$

$$1 - \lambda = \frac{p_1^2}{p_0^2 + p_1^2},$$

when λ approaches 1 or 0, u will degenerate to f_{Max} or f_{Min} , respectively.

3.2 Excitation Module

From the pooling module, we get a global information embedding u . Then in this section, we build a simple and lightweight excitation module $g_{\text{exc}}(\cdot)$ to initially obtain the attention map v_{exc} from u . The whole excitation module can be written as:

$$v_{\text{exc}} = \sigma(g_{\text{exc}}(u)), \quad (4)$$

inspired by [20], $g_{\text{exc}}(u)$ is designed as a linear transformation $\sigma(\gamma_{\text{exc}} \odot u + \beta_{\text{exc}})$, where \odot is dot product. γ_{exc} and β_{exc} are learnable parameters, which are initialized to 0 and -1 respectively. The initial values have been discussed in [20]. After linear transformation, the sigmoid function σ is applied to the value.

3.3 Reweight Module

To further enhance v_{exc} , we propose a reweight module, in which $f_{\text{Min}}(x)$ and $f_{\text{Max}}(x)$ are applied to exciting the attention map of v_{exc} . The overall process of the reweight module can be summarized as:

$$v_{\text{rew}} = \sigma(g_{\text{rew}}(f_{\text{Min}}(x)) + g_{\text{rew}}(f_{\text{Max}}(x))), \quad (5)$$

where $v_{\text{rew}} \in R^{C \times 1 \times 1}$ is the attention map of v_{exc} . $g_{\text{rew}}(\cdot)$, shared by $f_{\text{Min}}(x)$ and $f_{\text{Max}}(x)$, is used to transform the inputs into v_{rew} . Similar to $g_{\text{exc}}(\cdot)$, we use linear transformation to design $g_{\text{rew}}(\cdot)$, whose detail is shown in Eq. (6).

$$v_{\text{rew}} = \sigma(f_{\text{Min}}(x) \odot \gamma_{\text{rew}} + f_{\text{Max}}(x) \odot \gamma_{\text{rew}} + \beta_{\text{rew}}), \quad (6)$$

the parameter γ_{rew} is initialized to 0 while β_{rew} is initialized to -1 respectively, which is the same as the excitation module.

$$v = v_{\text{rew}} \odot v_{\text{exc}}. \quad (7)$$

In Eq. (7), we use v_{rew} to reweight v_{exc} , then getting the attention map v . In this way, the reweight module is directly applied to regulate the initial attention map v_{exc} via supplement of global min information and global max information. We can illustrate the effect of this module from experiments shown in Table 4.

Table 1. Classification results of different models on CIFAR10 and CIFAR100.

Model	Dataset	Number of parameters	Top-1 acc.
ResNet164	CIFAR10	1.70M	93.39
ResNet164 + SE [10]	CIFAR10	1.91M	94.24
ResNet164 + CBAM [32]	CIFAR10	1.92M	93.88
ResNet164 + ECA [30]	CIFAR10	1.70M	94.47
ResNet164 + SRM [17]	CIFAR10	1.74M	94.55
ResNet164 + SGE [19]	CIFAR10	1.71M	94.25
ResNet164 + ours	CIFAR10	1.74M	94.80 (\uparrow 1.41)
ResNet164	CIFAR100	1.73M	74.30
ResNet164 + SE [10]	CIFAR100	1.93M	75.23
ResNet164 + CBAM [32]	CIFAR100	1.94M	74.68
ResNet164 + ECA [30]	CIFAR100	1.72M	75.81
ResNet164 + SRM [17]	CIFAR100	1.76M	76.01
ResNet164 + SGE [19]	CIFAR100	1.73M	74.82
ResNet164 + ours	CIFAR100	1.76M	76.31 (\uparrow 2.01)

3.4 Loss Function

The loss function L of SPENet shown in Eq. (8) is comprised of two parts. The objective function of the major task is defined as L_m . Compared with other attention modules [10,13,30], SPENet has one more item ($p_0^2 + p_1^2$) to prevent p_0, p_1 from becoming too large during the training, which makes the model training process more stable.

$$L = L_m + \eta(p_0^2 + p_1^2), \quad (8)$$

where $\eta \in R_+$ denotes the penalty coefficient, which is used to control the influence of ($p_0^2 + p_1^2$) on L and set as 0.1 in our experiments.

4 Experiments

In this section, we evaluate the performance of SPENet on image classification and empirically demonstrate its effectiveness.

Table 2. Classification results of ResNet-SPENet with different depth on CIFAR10 and CIFAR100.

Model	Dataset	Number of parameters	Top-1 acc.
ResNet83	CIFAR10	0.87M	93.62
ResNet83 + ours	CIFAR10	0.89M	94.03 ($\uparrow 0.41$)
ResNet164	CIFAR10	1.70M	93.39
ResNet164 + ours	CIFAR10	1.74M	94.80 ($\uparrow 1.41$)
ResNet245	CIFAR10	2.54M	94.16
ResNet245 + ours	CIFAR10	2.59M	95.08 ($\uparrow 0.92$)
ResNet326	CIFAR10	3.37M	93.45
ResNet326 + ours	CIFAR10	3.44M	95.13 ($\uparrow 1.68$)
ResNet83	CIFAR100	0.89M	73.55
ResNet83 + ours	CIFAR100	0.91M	73.87 ($\uparrow 0.32$)
ResNet164	CIFAR100	1.73M	74.30
ResNet164 + ours	CIFAR100	1.76M	76.31 ($\uparrow 2.01$)
ResNet245	CIFAR100	2.56M	73.88
ResNet245 + ours	CIFAR100	2.61M	76.75 ($\uparrow 2.87$)
ResNet326	CIFAR100	3.40M	72.08
ResNet326 + ours	CIFAR100	3.46M	77.54 ($\uparrow 5.46$)

Dataset and Implementation Details. We conduct our experiments on CIFAR10 and CIFAR100 [16]. CIFAR10 or CIFAR100 has 50k train images and 10k test images of size 32 by 32 but has 10 and 100 classes respectively. Normalization and standard data augmentation (including random cropping and horizontal flipping) are applied to the training data. We use an SGD optimizer with a momentum of 0.9 and a weight decay of 1e-4. The number of total epochs to run is 164. All models are implemented in PyTorch framework and with four Nvidia RTX 2080Ti GPUs.

For various self-attention modules. We compare our SPENet with other popular self-attention modules based on ResNet164. As presented in Table 1, SPENet achieves high performance on CIFAR10 and CIFAR100 and its number of parameters is as light as the existing lightweight self-attention modules, like ECA, SRM and SGE. Specifically, comparing to ResNet164, the accuracies are improved by 1.41% and 2.01% on CIFAR10 and CIFAR100.

For the depth of networks. Generally in practice, the ultra-deep neural networks can not guarantee the satisfactory performance since the vanishing gradient problem [13]. Therefore, in this section, we conduct some experiments to show how the depth of backbone network affect the performance of SPENet. As shown in Table 2, with the depth increases, our self-attention module can mitigate the

vanishing gradient to some extent and achieve the significant improvement in very deep network. For example, on CIFAR100, the accuracy of ResNet326 with SPENet can reach 77.54% (i.e., 5.46% performance improvement).

5 Ablation study

In this section, we empirically explore how pooling module and reweight module affect the performance of SPENet.

Table 3. Classification results of ablation experiments on the pooling module.

Combination	Top-1 acc. (CIFAR10)	Top-1 acc.(CIFAR100)
$0.1f_{\text{Max}} + 0.9f_{\text{Min}}$	94.32	75.83
$0.3f_{\text{Max}} + 0.7f_{\text{Min}}$	93.96	75.55
$0.5f_{\text{Max}} + 0.5f_{\text{Min}}$	94.67	76.11
$0.7f_{\text{Max}} + 0.3f_{\text{Min}}$	94.72	76.03
$0.9f_{\text{Max}} + 0.1f_{\text{Min}}$	94.33	75.88
$\lambda f_{\text{Max}} + (1 - \lambda)f_{\text{Min}}$	94.80	76.31

For the pooling module. In Eq. (2), the learnable coefficient λ is the key part of the pooling strategy in SPENet, which can adjust the proportion of the information between f_{Max} and f_{Min} . In this section, we use several constant to replace λ to show the effect of self-adaptive pooling strategy. In Table 3, we set λ as the constant from 0.1 to 0.9. We observe that the performance of self-adaptive parameters is better than that of constant coefficient, which means that self-adaptive pooling strategy can benefit the training of SPENet.

Note that, the same constant coefficient may not get the consistent performance on different datasets, e.g., $0.5f_{\text{Max}} + 0.5f_{\text{Min}}$ get the best result on CIFAR100 while $0.7f_{\text{Max}} + 0.3f_{\text{Min}}$ is the best constant coefficient on CIFAR10. Therefore, the self-adaptive strategy is suitable for different tasks and datasets.

For the reweight module. We conduct eight different experiments for the reweight module to explore how the reweight module affect the performance of SPENet, which can be mainly split into four parts.

In the first part, we experimentally verify that shared g_{rew} enables satisfactory performance. The framework of reweight module based on unshared g_{rew} is shown in Fig. 4(a), whose accuracy is shown in Table 4. It shows that shared g_{rew} with less learnable parameters is better than unshared g_{rew} , which indicates that shared g_{rew} is enough to extract global pooling information well. As a brief conclusion, we use shared g_{rew} in our attention module.

Secondly, we explore Eq. (6) which combines $g_{\text{rew}}(f_{\text{Max}})$ and $g_{\text{rew}}(f_{\text{Min}})$. As shown in Fig. 4(b), we construct four combinations (b), (c), (d), (e). As shown in Table 4, we find that the performance of (b) is poor. (d) increases computational complexity but gets a uncompetitive result. (c) is better than (e) on CIFAR10

Table 4. Classification results of ablation experiments on the reweight module. Module frameworks corresponding to different serial numbers are shown in Fig. 4. "Without RM" means removing the reweight module from SPENet.

Reweight Module (RM)	Dataset	Number of parameters	Top-1 acc.
(a)	CIFAR10	1.75M	94.77
(b)	CIFAR10	1.74M	92.98
(c)	CIFAR10	1.74M	94.43
(d)	CIFAR10	1.74M	93.68
(e)	CIFAR10	1.74M	94.32
(f)	CIFAR10	1.74M	93.98
(g)	CIFAR10	1.74M	94.16
Without RM	CIFAR10	1.72M	93.87
Ours	CIFAR10	1.74M	94.80
(a)	CIFAR100	1.78M	76.11
(b)	CIFAR100	1.76M	74.21
(c)	CIFAR100	1.76M	75.51
(d)	CIFAR100	1.76M	75.48
(e)	CIFAR100	1.76M	76.11
(f)	CIFAR100	1.76M	75.38
(g)	CIFAR100	1.76M	76.14
Without RM	CIFAR100	1.74M	75.09
Ours	CIFAR100	1.76M	76.31

while (e) is better than (c) on CIFAR100, showing that \odot performs unsteadily. In a word, our stable and reliable SPENet outperforms all of combinations by comparing the experiment results.

In the third part, we analyze the effects of f_{Max} and f_{Min} respectively. Fig. 4(f) and Fig. 4(g) show the frameworks of the experiments. Comparing the result of (f) and (g), it shows that f_{Max} is more effective than f_{Min} , which is consistent with our general cognition that the part of a picture with small pixel values is often the ignored part without information [7]. However, although the accuracy of (f) is more than that of (g), combining (f) and (f) can improve the performance of SPENet, which indicates that both f_{Max} and f_{Min} is crucial.

Finally, we further perform an experiment removing the reweight module from SPENet to explore whether the reweight module is redundant. we can clearly see that the reweight module improves the accuracy of SPENet, showing the importance of this module.

In ablation studies, We mainly explore pooling module and reweight module. On one hand, we verify that the self-adaptive pooling strategy is more efficient than the constant coefficient. On the other hand, we conduct a series of exploratory experiments on reweight module, and the results show that shared g_{rew} and applying σ to activate the sum of $g_{\text{rew}}(f_{\text{Max}})$ and $g_{\text{rew}}(f_{\text{Min}})$ are simple-yet-effective combination method.

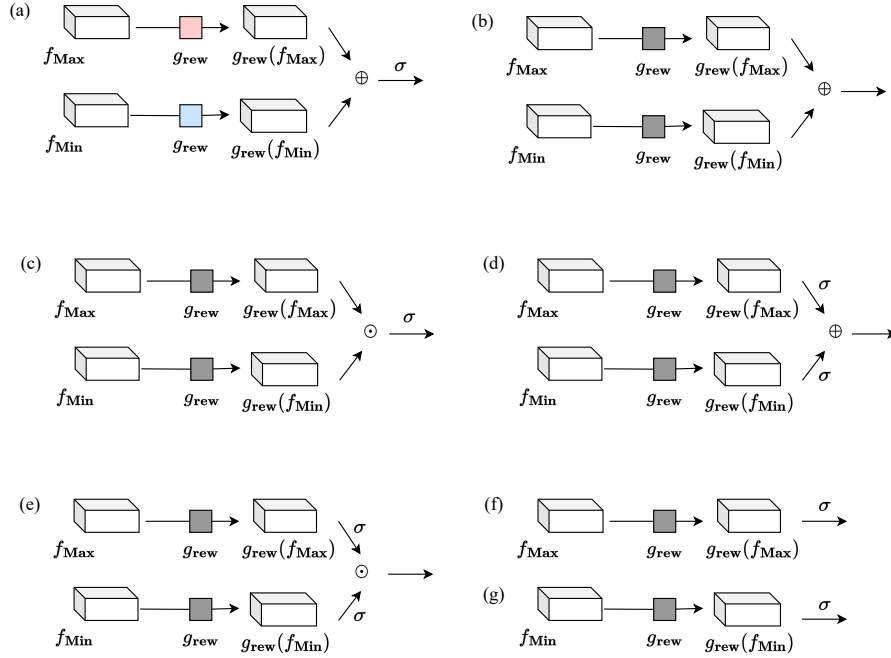


Fig. 4. Different frameworks of the reweight module in ablation experiments. Table 4 is the experiment results of corresponding frameworks. (a): g_{rew} is not shared by $f_{\text{Min}}(x)$ and $f_{\text{Max}}(x)$. (b): calculating v_{rew} without σ . (c): using \odot to combine $g_{\text{rew}}(f_{\text{Max}})$ and $g_{\text{rew}}(f_{\text{Min}})$. (d): using σ before adding $g_{\text{rew}}(f_{\text{Max}})$ and $g_{\text{rew}}(f_{\text{Min}})$. (e) using σ before adding $g_{\text{rew}}(f_{\text{Max}})$ and $g_{\text{rew}}(f_{\text{Min}})$ and using \odot to combine $g_{\text{rew}}(f_{\text{Max}})$ and $g_{\text{rew}}(f_{\text{Min}})$. (f): only using f_{Max} in the reweight module. (g): only using f_{Min} in the reweight module.

6 Conclusion and Future Works

In this paper, we study the feature pooling strategy for self-attention mechanism on image recognition. We present a self-attention module (SPENet), a new approach to improve representation power of CNN networks. Specifically, we find that a simple linear combination of global max-pooling and global min-pooling is an optimal pooling strategy. Therefore, we design a self-adaptive pooling module to replace GAP. Then in consideration of module efficiency, we build a simple and lightweight excitation module to obtain the attention map. Besides, we make full use of global pooling information and use a reweight module to adjust the attention map. We further demonstrate empirically the effectiveness of SPENet on benchmark datasets and also provide the ablation study to explore the effect of different configurations of SPENet.

References

1. Ba, J., Mnih, V., Kavukcuoglu, K.: Multiple object recognition with visual attention. arXiv preprint arXiv:1412.7755 (2014)
2. Canbek, G.: Gaining insights in datasets in the shade of “garbage in, garbage out” rationale: Feature space distribution fitting. *Wiley Interdisciplinary Reviews: Data Mining and Knowledge Discovery* **12**(3), e1456 (2022)
3. Fu, J., Liu, J., Tian, H., Li, Y., Bao, Y., Fang, Z., Lu, H.: Dual attention network for scene segmentation. In: *Proceedings of the IEEE/CVF conference on computer vision and pattern recognition*. pp. 3146–3154 (2019)
4. Geiger, R.S., Cope, D., Ip, J., Lotosh, M., Shah, A., Weng, J., Tang, R.: “garbage in, garbage out” revisited: What do machine learning application papers report about human-labeled training data? *Quantitative Science Studies* **2**(3), 795–827 (2021)
5. Gregor, K., Danihelka, I., Graves, A., Rezende, D., Wierstra, D.: Draw: A recurrent neural network for image generation. In: *International conference on machine learning*. pp. 1462–1471. PMLR (2015)
6. Guo, M.H., Xu, T.X., Liu, J.J., Liu, Z.N., Jiang, P.T., Mu, T.J., Zhang, S.H., Martin, R.R., Cheng, M.M., Hu, S.M.: Attention mechanisms in computer vision: A survey. *Computational Visual Media* pp. 1–38 (2022)
7. He, K., Sun, J., Tang, X.: Single image haze removal using dark channel prior. *IEEE transactions on pattern analysis and machine intelligence* **33**(12), 2341–2353 (2010)
8. He, K., Zhang, X., Ren, S., Sun, J.: Deep residual learning for image recognition. In: *Proceedings of the IEEE conference on computer vision and pattern recognition*. pp. 770–778 (2016)
9. He, W., Huang, Z., Liang, M., Liang, S., Yang, H.: Blending pruning criteria for convolutional neural networks. In: *International Conference on Artificial Neural Networks*. pp. 3–15. Springer (2021)
10. Hu, J., Shen, L., Sun, G.: Squeeze-and-excitation networks. In: *Proceedings of the IEEE conference on computer vision and pattern recognition*. pp. 7132–7141 (2018)
11. Huang, G., Liu, Z., Van Der Maaten, L., Weinberger, K.Q.: Densely connected convolutional networks. In: *Proceedings of the IEEE conference on computer vision and pattern recognition*. pp. 4700–4708 (2017)
12. Huang, Z., Liang, S., Liang, M., He, W., Yang, H.: Efficient attention network: Accelerate attention by searching where to plug. arXiv preprint arXiv:2011.14058 (2020)
13. Huang, Z., Liang, S., Liang, M., Yang, H.: Dianet: Dense-and-implicit attention network. In: *Proceedings of the AAAI Conference on Artificial Intelligence*. vol. 34, pp. 4206–4214 (2020)
14. Huang, Z., Shao, W., Wang, X., Lin, L., Luo, P.: Convolution-weight-distribution assumption: Rethinking the criteria of channel pruning. arXiv preprint arXiv:2004.11627 (2020)
15. Huang, Z., Shao, W., Wang, X., Lin, L., Luo, P.: Rethinking the pruning criteria for convolutional neural network. *Advances in Neural Information Processing Systems* **34**, 16305–16318 (2021)
16. Krizhevsky, A., Hinton, G., et al.: Learning multiple layers of features from tiny images (2009)
17. Lee, H., Kim, H.E., Nam, H.: Srm: A style-based recalibration module for convolutional neural networks. In: *Proceedings of the IEEE/CVF International Conference on Computer Vision*. pp. 1854–1862 (2019)

18. Li, H., Qin, J., Yang, Z., Wei, P., Pan, J., Lin, L., Shi, Y.: Real-world image super-resolution by exclusionary dual-learning. *IEEE Transactions on Multimedia* (2022)
19. Li, X., Hu, X., Yang, J.: Spatial group-wise enhance: Improving semantic feature learning in convolutional networks. arXiv preprint arXiv:1905.09646 (2019)
20. Liang, S., Huang, Z., Liang, M., Yang, H.: Instance enhancement batch normalization: An adaptive regulator of batch noise. In: *Proceedings of the AAAI Conference on Artificial Intelligence*. vol. 34, pp. 4819–4827 (2020)
21. Luo, M., Wen, G., Hu, Y., Dai, D., Xu, Y.: Stochastic region pooling: Make attention more expressive. *Neurocomputing* **409**, 119–130 (2020)
22. Mnih, V., Heess, N., Graves, A., et al.: Recurrent models of visual attention. *Advances in neural information processing systems* **27** (2014)
23. Qin, J., Huang, Y., Wen, W.: Multi-scale feature fusion residual network for single image super-resolution. *Neurocomputing* **379**, 334–342 (2020)
24. Qin, J., Xie, Z., Shi, Y., Wen, W.: Difficulty-aware image super resolution via deep adaptive dual-network. In: *2019 IEEE International Conference on Multimedia and Expo (ICME)*. pp. 586–591. IEEE (2019)
25. Qin, J., Zhang, R.: Lightweight single image super-resolution with attentive residual refinement network. *Neurocomputing* (2022)
26. Qin, Z., Zhang, P., Wu, F., Li, X.: Fcanet: Frequency channel attention networks. In: *Proceedings of the IEEE/CVF international conference on computer vision*. pp. 783–792 (2021)
27. Simonyan, K., Zisserman, A.: Very deep convolutional networks for large-scale image recognition. arXiv preprint arXiv:1409.1556 (2014)
28. Smith, A.J.: The need for measured data in computer system performance analysis or garbage in, garbage out. In: *Proceedings Eighteenth Annual International Computer Software and Applications Conference (COMPSAC 94)*. pp. 426–431. IEEE (1994)
29. Wang, F., Jiang, M., Qian, C., Yang, S., Li, C., Zhang, H., Wang, X., Tang, X.: Residual attention network for image classification. In: *Proceedings of the IEEE conference on computer vision and pattern recognition*. pp. 3156–3164 (2017)
30. Wang, Q., Wu, B., Zhu, P., Li, P., Hu, Q.: Eca-net: Efficient channel attention for deep convolutional neural networks. In: *2020 IEEE/CVF Conference on Computer Vision and Pattern Recognition (CVPR)* (2020)
31. Wang, Q., Wu, T., Zheng, H., Guo, G.: Hierarchical pyramid diverse attention networks for face recognition. In: *Proceedings of the IEEE/CVF conference on computer vision and pattern recognition*. pp. 8326–8335 (2020)
32. Woo, S., Park, J., Lee, J.Y., Kweon, I.S.: Cbam: Convolutional block attention module. In: *Proceedings of the European conference on computer vision (ECCV)*. pp. 3–19 (2018)
33. Xu, K., Ba, J., Kiros, R., Cho, K., Courville, A., Salakhutdinov, R., Zemel, R., Bengio, Y.: Show, attend and tell: Neural image caption generation with visual attention. *Computer Science* pp. 2048–2057 (2015)
34. Yang, Z., Zhu, L., Wu, Y., Yang, Y.: Gated channel transformation for visual recognition. In: *Proceedings of the IEEE/CVF conference on computer vision and pattern recognition*. pp. 11794–11803 (2020)