
Friendly Noise against Adversarial Noise: A Powerful Defense against Data Poisoning Attacks

Tian Yu Liu

University of California, Los Angeles
Department of Computer Science
tianyulu139@g.ucla.edu

Yu Yang

University of California, Los Angeles
Department of Computer Science
yuyang@cs.ucla.edu

Baharan Mirzasoleiman

University of California, Los Angeles
Department of Computer Science
baharan@cs.ucla.edu

Abstract

A powerful category of data poisoning attacks modify a subset of training examples by small adversarial perturbations to change the prediction of certain test-time data. Existing defense mechanisms are not desirable to deploy in practice, as they often drastically harm the generalization performance, or are attack-specific and prohibitively slow to apply. Here, we propose a simple but highly effective approach that unlike existing methods breaks various types of poisoning attacks with the slightest drop in the generalization performance. We make the key observation that attacks exploit sharp loss regions to craft adversarial perturbations which can substantially alter examples' gradient or representations under small perturbations. To break poisoning attacks, our approach comprises two components: an optimized friendly noise that is generated to maximally perturb examples without degrading the performance, and a random varying noise component. The first component takes examples farther away from the sharp loss regions, and the second component smooths out the loss landscape. The combination of both components builds a very light-weight but extremely effective defense against the most powerful triggerless targeted and hidden-trigger backdoor poisoning attacks, including Gradient Matching, Bulls-eye Polytope, and Sleeper Agent. We show that our friendly noise is transferable to other architectures, and adaptive attacks cannot break our defense due to its random noise component.

1 Introduction

Big datasets empower large over-parameterized deep learning systems. Such datasets are often scraped from the internet or other public and user-provided sources. An adversary can easily insert a subset of malicious examples into the data collected from public sources to harm the model's behavior. As a result, deep learning systems trained on public data are extremely vulnerable to data poisoning attacks, which modifies a subset of training examples under bounded adversarial perturbations with the aim of changing the model's prediction on specific test-time examples. Powerful attacks generate poisons that visually look innocent and are seemingly properly labeled [10, 15, 34]. This makes them hard to detect even by expert observers. Hence, data poisoning attacks are arguably one of the most concerning threats to deep learning systems [19].

Various types of poisoning attacks have been proposed to challenge and exploit the vulnerabilities of deep learning systems. Backdoor data poisoning attacks add a fixed but not necessarily visible trigger




Figure 1: Qualitative Evaluation of Friendly Noise. Our optimized noise adds maximum allowed perturbation to the regions where network robustly learns and leaves other areas untouched (darker regions means less noise).

pattern to a subset of training data as well as the test-time target examples [13, 34, 39]. Triggerless poisoning attacks add bounded perturbations to a subset of training examples to make them similar to the adversarially labeled test-time target in the feature or gradient space [2, 12, 15, 32, 43]. In both cases, training or fine tuning the model on the poisoned training data cause the model to misclassify certain target examples at test-time.

There has been sustained efforts to design effective defense mechanisms [1, 7, 11, 17, 25, 27, 33, 38]. However, existing methods are highly impractical to be employed in real-world deep learning pipelines. Firstly, majority of the existing methods are attack specific and cannot protect the system against various types of data poisoning attacks [11, 27, 38]. Secondly, the provided protection is often in expense of significantly dropping the performance of the machine learning pipeline [1, 7, 25]. Thirdly, existing methods are not effective in protecting the deep learning pipelines against adaptive attacks which can make more powerful poisons with the knowledge of the defense in place [17, 33]. Finally, state-of-the-art defense methods are often so expensive that can hardly be applied to even medium-sized datasets [11, 27], and are ineffective in presence of larger number of poisons [7, 11, 27].

In this work, we propose a simple and powerful defense, namely Friendly Noise Defense (FRIENDS), against various types of visually imperceptible data poisoning attacks. In particular, we make the following key observation: data poisoning attacks exploit sharp regions of the loss to craft adversarial perturbations which can substantially alter examples’ gradient or representations under small perturbations. To effectively break poisoning attacks, our proposed method is composed of two noise components: first we find the maximum perturbation that can be added to every example without considerably changing the model’s output. This fixed accuracy-friendly perturbation is found early in training and is transferable to other architectures. Then, we add a varying random noise in addition to the friendly perturbation to each example at every training iteration. Effectively, the friendly perturbation takes examples farther away from the sharp loss regions exploited by the attacker. The random noise component smooths out the loss landscape, and does not allow the crafted adversarial perturbation to match the target’s gradient or representation closely. Despite being very light-weight, the combination of the two noisy components can effectively protect deep learning systems against various types of poisoning attacks, with minimum drop in the generalization performance.

We note that the random noise component of FRIENDS makes it extremely difficult for an adaptive attacker to break our defense. Adaptive attacks can bypass defenses by taking the defense mechanism into account when generating poisons. For FRIENDS, while an attacker may use the knowledge of the optimization procedure to bypass the friendly noise component, they need to take into account a prohibitively large number of random noise combinations when generating attacks. This makes it extremely difficult for the attacker to ensure the effectiveness of an attack in presence of FRIENDS.

Through extensive experiments, we show that our light-weight method renders state-of-the-art visually imperceptible poisoning attacks, including Gradient Matching [10], Bullseye Polytope [2], Feature Collision [32], and Sleeper Agent [34] ineffective, with only a slight decrease in the performance. We also show that the optimized noise component generated based on a particular architecture can be applied to defend other architectures against data poisoning attacks. Therefore, it is easy to apply FRIENDS to real-world deep learning pipelines with minimal additional costs.

2 Related Work

Targeted Data Poisoning Attacks. Data poisoning attacks on deep networks have been explored along two directions - triggered and triggerless attacks. Triggered attacks, or backdoor attacks, aim to misclassify samples containing a ‘trigger’ patch as a pre-determined target class during inference time. In the transfer learning or finetuning setting, earlier works of [8, 13, 23] relied on label modification or unbounded image perturbations. These attacks are, however, easy to detect. Subsequently, [30, 34, 39] introduced clean-label and visually imperceptible backdoor attacks. Recently, [34] proposed the first clean-label hidden backdoor attack that is effective on victim models trained from scratch. Triggerless data poisoning attacks aim to misclassify a given target as a pre-determined adversarial class, by adding optimized bounded perturbations to a subset of training examples. Such attacks either optimize for feature matching [2, 32, 43] or gradient matching [10] between poisoned and target images, or use meta-learning to solve the poisoning problem directly via bilevel optimization [15].

Defense Strategies. Existing defenses against data poisoning can be divided into filtering and robust training methods. Filtering methods detect outliers in feature space using thresholding [35] and nearest neighbors [27], or activation space [7], or through decomposition of the feature covariance matrix [38]. These defenses typically assume that only small subsets of the data are poisoned, hence removing such points do not significantly harm generalization. In practice, this assumption may not hold, and such defenses can be easily broken by increasing the number of poisons. Moreover, such methods increase training time by orders of magnitudes, as the filtering step requires training the model with poisons, followed by (usually expensive) filtering, and model retraining [7, 27, 35, 38].

Robust training methods apply randomized smoothing [41], strong data augmentation [4], or model ensembling [21]. Other methods impose constraints on gradient magnitudes and directions [14], detects and removes poisons with gradient ascent [22], or apply adversarial training [11, 25, 37]. Differentially private (DP) training methods have also been explored to defend against data poisoning [1, 5, 16]. Robust training techniques usually involve a significant trade-off between generalization and poison success rate [1, 14, 22, 25, 37], or are computationally very expensive [11, 25]. Compared to augmentation-based and adversarial training methods, our method is simple, fast, and maintains good generalization performance. Compared to data augmentation, the random noise component of FRIENDS is considerably more effective in smoothing the loss landscape, due to its much larger space of independent pixel-level transformations.

Random and Adversarial Noise. It is shown that small perturbations can result in large changes in the output of a deep network [36]. Hence, application of random and adversarial noise has been studied in various domains. In particular, [28] uses Gaussian noise to defend against query-based black box attacks, and [29] shows that additive augmentations of Gaussian or Speckle noise is a simple yet very strong baseline for robustness against image corruptions. Application of optimized noise has been mainly studied in the context of adversarial training. [6] uses Generative Adversarial Networks (GANs) to generate adversarial perturbations, and [24] relies on meta-learning to learn a noise generator to defend against adversarial perturbations. Moreover, [26, 42] demonstrate the transferability of adversarial perturbations across architectures and domains. In data poisoning, small random noise generated from a particular distribution has been shown to be ineffective for breaking attacks and harmful on the generalization performance [11]. In contrast, we show that random noise combined with our proposed noise optimization approach, can make a highly effective defense mechanism against data poisoning attacks and achieve a superior generalization performance.

3 FRIENDS: Friendly Noise Defense against Data Poisoning Attacks

Targeted data poisoning attacks modify a fraction of training data points by adding optimized perturbations that are within an l_∞ -norm ξ -bound. The optimization is done with the objective of

Algorithm 1 Generating Friendly Noise

Require: Train dataset X , Model f_θ , LR η_{opt} , λ , small number T

```
for  $i \in [T]$  do  
   $\theta^i = \theta^{i-1} - \eta \nabla_\theta L(\theta^{i-1}, X)$  ▷ Train the model for a few epochs  
end for  
for  $x_i \in X$  do  
  Initialize noise  $\epsilon_i^0$  uniformly sampled from  $[-\epsilon_{init}, \epsilon_{init}]$   
  for  $t = 1$  to  $T$  do  
     $\epsilon_i^t = \epsilon_i^{t-1} - \eta_{opt} \nabla_\epsilon (D_{KL}(f_\theta(x_i + \epsilon_i^{t-1}) || f_\theta(x_i)) - \lambda \|\epsilon_i^{t-1}\|_2)$   
  end for  
  Store noise  $\epsilon_i = \epsilon_i^T$  for example  $x_i$   
end for
```

changing the prediction of a target example x_t in the test set to an adversarial label y_{adv} . A small perturbation bound ξ ensures that the poisoned examples remain visually similar to the original (base) training data points. Poisons crafted by such attacks look innocent to human observer and are seemingly labeled correctly. Hence, they are called clean-label attacks. Targeted clean label data poisoning attacks can be formulated as the following bilevel optimization problem:

$$\min_{\delta \in \mathcal{C}} \mathcal{L}(x_t, y_{adv}, \theta(\delta)) \quad s.t. \quad \theta(\delta) = \arg \min_{\theta} \sum_{i \in V} \mathcal{L}(x_i + \delta_i, y_i, \theta), \quad (1)$$

where $\mathcal{C} = \{\delta \in \mathbb{R}^{n \times m} : \|\delta\|_\infty \leq \xi, \delta_i = 0 \forall i \notin V_p\}$ is the constraint set defining the set of valid poisons, V is the training data, and V_p is the set of poisoned training examples. To address the above optimization problem, powerful poisoning attacks such as Meta Poison (MP) [15], Gradient Matching (GM) [10], Bull-eyes Polytope (BP) [2], and Sleeper Agent [34] craft the poisons to mimic the gradient (equivalently representation in transfer learning) of the adversarially labeled target, i.e.,

$$\nabla \mathcal{L}(x_t, y_{adv}, \theta) \approx \frac{1}{|V_p|} \sum_{i \in V_p} \nabla \mathcal{L}(x_i + \delta_i, y_i, \theta), \quad (2)$$

Minimizing the training loss on RHS of Eq.(1) also minimizes the adversarial loss on LHS of Eq. (1).

3.1 Powerful Poisons Fall in Sharp Loss Regions

Based on Eq. (2), we make the following key observation. To substantially change the gradient of a training example $\nabla \mathcal{L}(x_t, y_{adv}, \theta) \approx \nabla \mathcal{L}(x_i + \delta_i, y_i, \theta)$, under bounded perturbation $\|x_i + \delta_i\|_\infty \leq \|x_i\|_\infty + \xi$, the attacker needs to exploit the highly non-convex nature of the loss by finding sharp regions in a ball of radius ξ around example x_i . If such regions can be found, the example can be slightly modified to fall in the sharp region and further optimized there to match the target gradient. Fig. 2(c) shows that the undefended model's output around every poison has a large variance. Such non-linearities can be exploited by attackers to craft poisons effectively.

As poisons rely on sharp loss regions to match a particular gradient or representation, they are highly sensitive to small perturbations. Indeed, slightly perturbing the poisons considerably change their gradient and make them ineffective. The main idea behind our friendly noise defense method, FRIENDS, is to maximally perturb the training examples to make the poisons ineffective. However, perturbing training examples should be done in a way that does not harm the generalization performance of the model. To address this, our method is composed of two components: First, we find maximum perturbation that can be added to every training example without changing its prediction. Intuitively, this pulls examples far away from sharp loss regions that may have been exploited by the attacker. To further break the attack, we add varying random noise to every example during the training. This smooths out the loss and consecutively changes the poisons gradient and makes the crafted poisons ineffective. Below, we discuss each component in more details.

3.2 Optimizing the Friendly Noise: Taking Poisons away from Sharp Regions

The first component of our method finds the maximum perturbation that can be added to every example without considerably changing the model's output. To do so, for every example x_i we

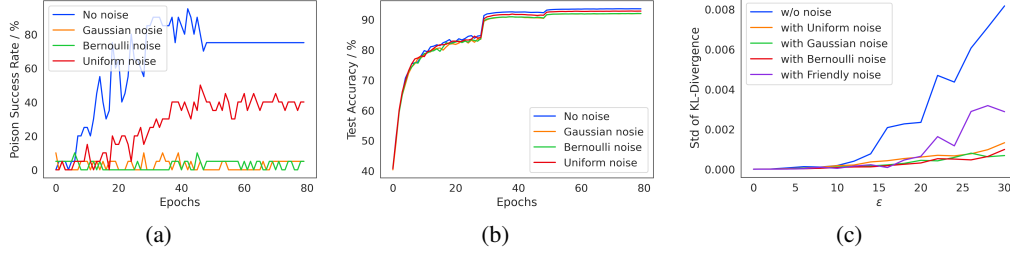


Figure 2: (a) Number of poisoned datasets vs epochs. It takes at least a few epochs for the poisons to have an effect. (b) On the other hand, generalization of the predictions and features learnt increases over time, as measured by error on the test set. (c) Standard deviation of KL-divergence (y-axis) between predictions of training examples before and after adding friendly perturbations in Eq. (3) and random noise sampled from various distributions. Standard deviation is calculated over 10 randomly sampled points in an ϵ balls (x-axis) around every training example.

optimize for the largest noise ϵ_i within an l_∞ norm ζ -bound that results in a similar class probabilities, measured by KL-divergence. Formally for each example x_i , we find perturbation ϵ_i as follows:

$$\epsilon_i = \arg \min_{\epsilon: \|\epsilon\|_\infty \leq \zeta} D_{KL}(f_\theta(x_i + \epsilon) \| f_\theta(x_i)) - \lambda \|\epsilon\|_2 \quad (3)$$

We generate a fixed accuracy-friendly perturbation for every data point by solving problem (3) once, using a few Stochastic Gradient Descent (SGD) steps. There is a trade-off between the time of generating the optimized perturbations and their effectiveness. In particular, the optimized perturbations need to be generated and added to the training examples early in training, before the attack succeeds (Fig. 2(a)). At the same time for the perturbations to be effective, they should be generated after the decision boundary is shaped (Fig. 2(b)). We found that training for as few as 5 epochs before solving the optimization problem (3) yields effective perturbations that reduce the attack success rate without harming the model’s performance. The pseudocode can be found in Alg.1.

To better understand the effect of our friendly noise, we first look at the histogram of the noise added to every pixel in the training data. Fig. 3(a) shows that our method mainly targets certain pixels in every image by adding the maximum amount of perturbation, and leaves the rest of the image untouched. Certain semantic regions have been shown to be much more robust to perturbations [3]. Perturbing the more robust areas does not considerably change the model’s behavior and training dynamics. On the other hand, the least robust areas are very sensitive to perturbations, hence small amounts of noise in such areas result in a relatively large change in the model’s behaviour. We visualize the poisons before and after adding our friendly noise in Fig. 1. We see that our friendly noise successfully targets certain areas in every image that are robustly learned, by adding the maximum possible perturbation.

Intuitively, perturbing the more robust areas pulls examples far away from the sharp regions of the loss, and perturbing the less robust regions move them closer to the sharp regions. Our friendly perturbation successfully pulls the poisons far away from the sharp regions that may have been utilized by the attack. By moving along the level curve of the loss, the important features used for classifications are preserved and hence model predictions remain unchanged, but the adversarial poison perturbations can no longer closely match the target gradient or representation. Hence, the crafted adversarial perturbations added to the examples augmented with our friendly noise cannot poison the model. Hence, our method reduces the attack success rate while preserves the training dynamics and ensures minimum drop in the test accuracy.

Next, we discuss how adding a random variable random noise can further improve the model’s robustness against poisoning attacks.

3.3 Adding Random Noise: Smoothing the Loss

As discussed, our friendly perturbation mainly targets the robust areas of the image and pulls examples far away from the sharp loss regions, without considerably changing the training dynamics. To further improve model’s robustness against poisoning attacks, we add a variable random noise to the training examples at every training iteration. Effectively, adding the variable random noise smooths out the

Algorithm 2 Training with FRIENDS

Require: Train dataset X , Random Noise Distribution A , Epoch to start defense def_epoch

```
Run Algorithm 1 to generate  $\{\epsilon_i\}_{i=1}^{|X|}$ 
for  $i = def\_epoch$  to  $n\_epochs$  do
  for  $x_i \in X$  do
    Sample random noise  $\mu_i \sim A$ 
    Set  $\hat{x}_i = x_i + \epsilon_i + \mu_i$  and add to dataset  $\hat{X}$ 
  end for
   $\theta^i = \theta^{i-1} - \eta \nabla_{\theta} L(\theta^{i-1}, \hat{X})$  ▷ SGD update step with new dataset  $\hat{X}$ 
end for
```

loss landscape. In doing so, the optimized poison perturbations cannot match the target gradient, as on a smooth manifold the gradients do not change considerably in a small ball around every example. Consequently, adding the random noise considerably drops the attack success rate. The pseudocode of our defense, FRIENDS, can be found in Alg. 2.

The small varying random noise can be sampled from various distributions. In particular, we sample from 3 different random noise distributions: (1) Bernoulli: noise is randomly sampled from $\{-\mu, \mu\}$, (2) Uniform: noise is randomly sampled from $[-\mu, \mu]$, and (3) Gaussian: noise is sampled from the normal distribution $\mathcal{N}(0, \mu)$. Fig. 3 compares the distribution of random noise sampled from these distributions combined with the optimized perturbation obtained from Eq. (3). We can see that uniform noise perturbs all the pixels similarly, and hence small amount of uniform noise does not harm the model’s performance but cannot effectively breaks poisons. Larger uniform noise, however, has a larger effect on the model’s performance. Bernoulli and Gaussian noise target a smaller number of pixels but add a larger perturbation to them. Hence, they are more effective in reducing the attack success rate, but they harm the test accuracy more as they the larger perturbation may be added to the more sensitive areas. Figures 3(b) to 3(d) shows the distribution of random noise combined with our optimized noise added to different pixels. We observe that random noise is added to regions where friendly noise is less dominant, hence resulting in a significant perturbation to an overall greater number of pixels to negate poisoning attacks.

Fig. 2(c) shows that the standard deviation of the model output in a ball around every example becomes considerably smaller after adding each component of our defense. This clearly demonstrates the effect of our defense and explains its effectiveness.

3.4 Adaptive attacks

Adaptive attacks can respond to a novel defense algorithm when the attacker is aware of the defense. If the defense algorithm is known to the attacker beforehand, the attacker can generate more powerful poisons by taking into account the specific defense in place. For example, Gradient Matching [10] and Sleeper Agent [34] demonstrated that by including augmented examples as well as original examples during poison generation in Eq. (2), they can obtain robustness against standard data augmentations like crops and flips, when the augmentation technique is preempted by the attacker. For FRIENDS, the prohibitively large search space of random noise permutations and its pixel-wise independence property makes it extremely difficult for adaptive attacks to break. That is, while an attacker may use the knowledge of the time and optimization procedure to bypass the friendly perturbation component of FRIENDS, they needs to take into account a prohibitively large number of random noise combinations to bypass the random noise component. For example, for a fixed Bernoulli noise, with p pixels there are 2^p combinations that an attacker should take into account to ensure the poisons’ effectiveness. For real images this becomes prohibitively expensive. Similarly for a fixed Gaussian and uniform noise, there are an infinite number of combinations to be considered during the poison generation to ensure attack’s robustness. Note that our method applies a varying random noise at every iteration, which also needs to be taken into account by the attacker. This makes FRIENDS robust against adaptive attacks.

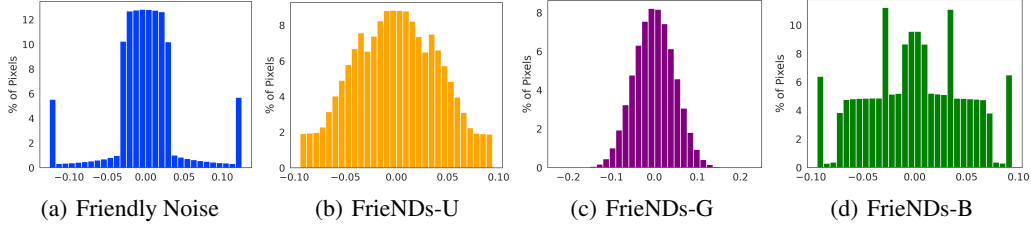


Figure 3: Histogram of our method with different types of random noises For (a), we set $\zeta = 32$. For (b)-(d), we set $\zeta = 16, \mu = 16$.

Table 1: Baselines - Against Gradient Matching eps=16, 80 epochs. For trials with all equal outcomes, we report worst-case error estimate 5.59%

Defense	Poison Acc	Test Acc	Time (HH:MM)
AP-0.25 [11]	15.00% ($\pm 2.85\%$)	93.27% ($\pm 0.00\%$)	02:39
AP-0.5 [11]	10.00% ($\pm 2.01\%$)	92.83% ($\pm 0.00\%$)	03:41
AP-0.75 [11]	0.00% ($\pm 5.59\%$)	91.29% ($\pm 0.00\%$)	04:30
DeepKNN [27]	75.00% ($\pm 4.19\%$)	93.72% ($\pm 0.24\%$)	02:55
Adversarial Training [25]	60.00% ($\pm 5.37\%$)	92.03% ($\pm 0.31\%$)	02:37
Activation Clustering [7]	45.00% ($\pm 5.53\%$)	87.69% ($\pm 0.50\%$)	01:01
Diff. Priv. SGD [14]	5.00% ($\pm 1.06\%$)	75.70% ($\pm 1.19\%$)	00:38
Friendly Noise	10.00% ($\pm 2.01\%$)	91.73% ($\pm 0.30\%$)	00:37
FRIENDS-U	5.00% ($\pm 2.01\%$)	91.91% ($\pm 0.28\%$)	00:37
FRIENDS-B	0.00% ($\pm 5.59\%$)	91.52% ($\pm 0.28\%$)	00:37
FRIENDS-G	0.00% ($\pm 5.59\%$)	91.50% ($\pm 0.25\%$)	00:37

4 Experiments

4.1 Implementation details

We evaluate our defense method against both triggerless data poisoning and backdoor attacks under two attack settings - training from scratch and transfer learning. Following the works of [10, 11, 31], we evaluate our method primarily on CIFAR-10, ResNet-18. We also normalize and augment training images with default CIFAR-10 augmentations as used in [11]. For all models trained from scratch, we use a learning rate starting at 0.1 and decaying by a factor of 10 at epochs 30, 50, and 70. For transfer learning, we decay learning rate at epochs 15, 25, and 35. When applying our method, we clamp the generated friendly perturbations using $\zeta = 16$, and add bounded random noise. For the random noise component, we set $\mu = 16$ in our experiments. We also normalize the image as a pre-processing step. We optimize friendly perturbations using SGD with momentum 0.9 and Nesterov acceleration, perform a hyperparameter search along $LR = \{10, 20, 50, 100\}$ and $\lambda = \{1, 10\}$, and optimize each batch of 128 samples for 20 epochs. Following previous works, we report poison success rate (or poison accuracy) as the percentage of datasets poisoned at the end of training. We run all experiments and timings on an NVIDIA A40 GPU.

4.2 From-Scratch Setting

First, we evaluate our method on poisoning attacks targeted towards victim models trained from scratch. Such attack assumes a gray-box scenario, where attackers have knowledge of the victim architecture, but have no knowledge of the specific initialization of the victim’s model. Similar to the settings used in [31], which proposes a standardized benchmark for backdoor and data poisoning attacks, benchmark settings, we generate poisoning attacks by selecting 1% of training examples as poisons, which are perturbed within the l_∞ ball of some radius ξ . Unless otherwise specified, we set $\xi = 16$. The victim model is initialized with the same architecture targeted by the attack based on a different random seed, and is trained on the poisoned dataset using SGD. When applying FRIENDS, we set $def_epoch = 5$, and train only with random noise for the first 5 epochs.

Table 2: Comparisons with Sleeper Agent defenses averaged over 24 datasets (40 epoch setting)

Defense	Poison Acc	Test Acc
None	83.48% ($\pm 7.58\%$)	91.56% ($\pm 0.19\%$)
Spectral Signatures [38]	37.17% ($\pm 10.10\%$)	89.94% ($\pm 0.19\%$)
Activation Clustering [7]	15.17% ($\pm 5.38\%$)	72.38% ($\pm 0.48\%$)
Diff. Priv. SGD [14]	13.14% ($\pm 4.49\%$)	70.00% ($\pm 0.17\%$)
Strong Augmentation [5]	69.75% ($\pm 10.77\%$)	91.32% ($\pm 0.12\%$)
STRIP [9]	62.68% ($\pm 4.90\%$)	92.23% ($\pm 0.05\%$)
NeuralCleanse [40]	85.11% ($\pm 5.04\%$)	92.26% ($\pm 0.06\%$)
FRIENDS-B	21.52% ($\pm 8.39\%$)	89.76% ($\pm 0.30\%$)
FRIENDS-G	22.99% ($\pm 8.59\%$)	89.87% ($\pm 0.31\%$)
FRIENDS-U	34.53% ($\pm 9.71\%$)	90.36% ($\pm 0.38\%$)

Table 3: Against different data poisoning attacks. Here, we use FRIENDS-B as the defense method. Note: Baseline metapoison is ran without default augmentations, following settings used in [11, 15]

Attack	Scenario	Undefended		Defended	
		Poison Acc	Test Acc	Poison Acc	Test Acc
Gradient Matching ($\xi = 8$)	From-scratch	50.00%	93.55%	0.00%	91.55%
Gradient Matching ($\xi = 16$)	From-scratch	75.00%	93.50%	0.00%	91.52%
Metapoison ($\xi = 8$)	From-scratch	45.00%	87.61%	20.00%	90.82%
Bullseye Polytope	Transfer	100.00%	92.13%	35.00%	79.35%
Poison Frogs	Transfer	100.00%	92.12%	30.00%	79.07%
Sleeper Agent	From-scratch	91.72%	93.36%	31.20%	91.31%

4.2.1 Baseline Comparison and Ablation Study

We evaluate our method and baseline defenses against the Witches’ Brew, or Gradient Matching, attack [10]. It is the current state-of-the-art among data poisoning attacks when applied to the from-scratch setting, and is adapted to be effective against data augmentation and differential privacy [11]. We follow the settings proposed by [11], under which we generate 20 different attack datasets for ResNet-18 trained on CIFAR10 with a 1% budget bounded by $\xi = 16$, with a slight modification - while [11] uses 40 epochs for training, we use 80 epochs to show that our method easily scales to real-world training pipelines. This is because 40 epochs of training only yields 92.01% test error, while 80 epochs yield 93.50%. In Tab. 1, we show that we outperform state-of-the-art defenses [7, 11, 14, 25, 27]. We achieve the same 0.00% poison success rate with 91.52% test accuracy, an improvement over of 0.23% over state-of-the-art [11] which yields 91.29% test accuracy at the same poison success rate. Most importantly, FRIENDS completes in 37 mins, 7.3x faster than [11] which completes in 4.5hrs. We also strongly outperform other baseline defense methods simultaneously in all three metrics - poison success rate, test accuracy, and runtime. In Tab. 3, we show that FRIENDS also effectively defends against MetaPoison [15], reducing the poison success rate from 45.00% to 20.00% with an accuracy gain from 87.61% to 90.82% resulted from applying augmentations.

We further show that our approach is effective against backdoor attacks, in particular, against the Sleeper Agent attack [34]. Sleeper Agent is the current state-of-the-art clean-label backdoor attack, and the only such attack shown to be effective in from-scratch settings. Following their evaluation protocol, we generate 24 poisoned datasets with $\xi = 16$, and evaluate our defense by training 24 victim models respectively for 40 epochs and test poison success rate on 1000 target backdoor images per dataset. We compare our method against other defenses evaluated by [34] in Tab. 2. Here, FRIENDS successfully defends against [34] by reducing poison accuracy from 83.48% to 21.52% with only a small drop in test accuracy from 91.56% to 89.76%. We outperform the next best method, Spectral Signatures [38], by lowering poison accuracy by 14.18% while maintaining similar test accuracy. [14] achieves the lowest poison success rate at 13.14%, but causes a significant drop in test accuracy to 70.00%, and [9] achieves 92.26% test accuracy but suffers from 62.68% poison accuracy.

We also perform an ablation on each components of FRIENDS in Tab. 4. We show that naively applying Friendly Noise ($\zeta = 32$) yields a high poison success rate of 10%. On the other hand, applying random noise ($\mu = 32$) yields low poison success rates but also results in a significant test accuracy tradeoff (e.g. $> 4.0\%$ drop for Gaussian and Bernoulli noise). Here, we show that applying FRIENDS by proportionately combining friendly noise ($\zeta = 16$) with each of the random

Table 4: Ablation study on random noise components of FRIENDS using Gradient Matching attack ($\xi = 16$). We set $\zeta = 32$ for Friendly Noise, and $\mu = 32$ for Noise Only. For experiments on FRIENDS, we set $\zeta = 16$, $\mu = 16$ to combine each component proportionately.

No Def.		Friendly Noise		Noise Type	Noise Only		FRIENDS	
P. Acc.	Test Acc.	P. Acc.	Test Acc.		P. Acc.	Test Acc.	P. Acc.	Test Acc.
75.00	93.50	10.00	91.73	Gaussian	0.00	89.46	0.00	91.50
				Bernoulli	5.00	89.31	0.00	91.52
				Uniform	0.00	91.61	5.00	91.91

Table 5: Transferability between different architectures

Method	Poison Acc	Test Acc
FRIENDS-B (ResNet18)	0%	91.52%
FRIENDS-B (AlexNet -> ResNet18)	0%	91.27%
FRIENDS-B (LeNet -> ResNet18)	0%	91.39%

noise components ($\mu = 16$) maintains high test accuracy (i.e. only 2.0% drop) while keeping poison success rate close to 0.

4.3 Transfer learning

Next, we evaluate our method on data poisoning and backdoor attacks designed for the transfer learning scenario [2, 32]. Here, the attacks are crafted based on a pretrained network with the goal of achieving poisoning when transfer learning is performed using the generated poisoned dataset. For the transfer learning scenario used in poisoning benchmarks [11, 31], the linear layer (classifier) of the pretrained model is re-initialized and trained with the poisoned dataset, while other layers (feature extractor) remain fixed during the training. Similar to the from-scratch setting, attacks are limited to a budget of 1% and $\xi = 16$. However, we generate FRIENDS at the beginning of training instead of after 5 training epochs, since the feature extractor is already initialized. We note that this is not the true transfer learning setting, since the pretraining and transfer learning datasets are the same. However, as [10, 11] note, this presents an effective worst-case scenario to evaluate poisoning attacks. We show that in Tab. 3 that even in such cases, we reduce poison success rate from 100% to 35% for the Bullseye Polytope attack [2], and from 100% to 30% for the Poison Frogs attack [32].

4.4 Transferability across Architectures

We show that perturbations generated by FRIENDS are transferable across architectures. In Tab. 5, we show using Gradient Matching $\xi = 16$ that FRIENDS optimized using smaller architectures, in particular AlexNet [18] and LeNet [20], can be directly used for larger architectures like ResNet18. This presents a significant advantage in terms of computational costs, since FRIENDS can be generated using smaller, and hence faster, models. Crucially, this makes the generated friendly noise free to be directly applied to (much larger) architectures.

5 Conclusion

We proposed a simple and highly effective defense mechanism, FRIENDS, that protects deep learning pipelines against various types of poisoning attacks. Our defense is built on the key observation that poisoning attacks exploit sharp regions of the loss to craft adversarial perturbations that when added to an example, can substantially alter its gradient or representations. FRIENDS relies on two components to break the poisons: an accuracy-friendly perturbation that is generated to maximally perturb examples without degrading the performance, and a random varying noise component. The first component takes examples farther away from the sharp loss regions, and the second component smooths out the loss landscape. Both components combined together build a very light-weight but highly effective defense against the most powerful triggerless and backdoor poisoning attacks, including Gradient Matching, Bull-eyes Polytope, Poison Frogs, and Sleeper Agent, in transfer learning or training from scratch scenarios. FRIENDS is extremely difficult to break with adaptive

attacks and our friendly noise can be transferred to other architecture. This makes it almost free to apply to real-world deep learning pipelines. Our defense is particularly targeted towards clean-label poisoning attacks that are generated under bounded perturbations. Such settings are the most difficult to defend, as generated poisons can easily fool even an expert observer. In contrast, unbounded attacks can be easily detected by manual or automated filtering mechanisms, through a single pass over the dataset.

References

- [1] Martin Abadi, Andy Chu, Ian Goodfellow, H Brendan McMahan, Ilya Mironov, Kunal Talwar, and Li Zhang. Deep learning with differential privacy. In *Proceedings of the 2016 ACM SIGSAC conference on computer and communications security*, pages 308–318, 2016.
- [2] Hojjat Aghakhani, Dongyu Meng, Yu-Xiang Wang, Christopher Kruegel, and Giovanni Vigna. Bullseye polytope: A scalable clean-label poisoning attack with improved transferability. In *2021 IEEE European Symposium on Security and Privacy (EuroS&P)*, pages 159–178. IEEE, 2021.
- [3] Zachary Berger, Parth Agrawal, Tian Yu Liu, Stefano Soatto, and Alex Wong. Stereoscopic universal perturbations across different architectures and datasets. *arXiv preprint arXiv:2112.06116*, 2021.
- [4] Eitan Borgnia, Valeriia Cherepanova, Liam Fowl, Amin Ghiasi, Jonas Geiping, Micah Goldblum, Tom Goldstein, and Arjun Gupta. Strong data augmentation sanitizes poisoning and backdoor attacks without an accuracy tradeoff. In *ICASSP 2021-2021 IEEE International Conference on Acoustics, Speech and Signal Processing (ICASSP)*, pages 3855–3859. IEEE, 2021.
- [5] Eitan Borgnia, Jonas Geiping, Valeriia Cherepanova, Liam Fowl, Arjun Gupta, Amin Ghiasi, Furong Huang, Micah Goldblum, and Tom Goldstein. Dp-instahide: Provably defusing poisoning and backdoor attacks with differentially private data augmentations. *arXiv preprint arXiv:2103.02079*, 2021.
- [6] Yuanhao Cai, Xiaowan Hu, Haoqian Wang, Yulun Zhang, Hanspeter Pfister, and Donglai Wei. Learning to generate realistic noisy images via pixel-level noise-aware adversarial training. *Advances in Neural Information Processing Systems*, 34, 2021.
- [7] Bryant Chen, Wilka Carvalho, Nathalie Baracaldo, Heiko Ludwig, Benjamin Edwards, Taesung Lee, Ian Molloy, and Biplav Srivastava. Detecting backdoor attacks on deep neural networks by activation clustering. In *SafeAI@ AAAI*, 2019.
- [8] Xinyun Chen, Chang Liu, Bo Li, Kimberly Lu, and Dawn Song. Targeted backdoor attacks on deep learning systems using data poisoning. *arXiv preprint arXiv:1712.05526*, 2017.
- [9] Yansong Gao, Change Xu, Derui Wang, Shiping Chen, Damith C. Ranasinghe, and Surya Nepal. Strip: A defence against trojan attacks on deep neural networks. In *Proceedings of the 35th Annual Computer Security Applications Conference, ACSAC ’19*, page 113–125, New York, NY, USA, 2019. Association for Computing Machinery.
- [10] Jonas Geiping, Liam Fowl, W Ronny Huang, Wojciech Czaja, Gavin Taylor, Michael Moeller, and Tom Goldstein. Witches’ brew: Industrial scale data poisoning via gradient matching. *arXiv preprint arXiv:2009.02276*, 2020.
- [11] Jonas Geiping, Liam Fowl, Gowthami Somepalli, Micah Goldblum, Michael Moeller, and Tom Goldstein. What doesn’t kill you makes you robust (er): Adversarial training against poisons and backdoors. *arXiv preprint arXiv:2102.13624*, 2021.
- [12] Jonas Geiping, Liam H Fowl, W. Ronny Huang, Wojciech Czaja, Gavin Taylor, Michael Moeller, and Tom Goldstein. Witches’ brew: Industrial scale data poisoning via gradient matching. In *International Conference on Learning Representations*, 2021.
- [13] Tianyu Gu, Brendan Dolan-Gavitt, and Siddharth Garg. Badnets: Identifying vulnerabilities in the machine learning model supply chain. *arXiv preprint arXiv:1708.06733*, 2017.
- [14] Sanghyun Hong, Varun Chandrasekaran, Yiğitcan Kaya, Tudor Dumitraş, and Nicolas Papernot. On the effectiveness of mitigating data poisoning attacks with gradient shaping. *arXiv preprint arXiv:2002.11497*, 2020.

- [15] W Ronny Huang, Jonas Geiping, Liam Fowl, Gavin Taylor, and Tom Goldstein. Metapoi-son: Practical general-purpose clean-label data poisoning. *Advances in Neural Information Processing Systems*, 33, 2020.
- [16] Bargav Jayaraman and David Evans. Evaluating differentially private machine learning in practice. In *28th {USENIX} Security Symposium ({USENIX} Security 19)*, pages 1895–1912, 2019.
- [17] Pang Wei Koh, Jacob Steinhardt, and Percy Liang. Stronger data poisoning attacks break data sanitization defenses. *arXiv preprint arXiv:1811.00741*, 2018.
- [18] Alex Krizhevsky, Ilya Sutskever, and Geoffrey E Hinton. Imagenet classification with deep convolutional neural networks. In F. Pereira, C. J. C. Burges, L. Bottou, and K. Q. Weinberger, editors, *Advances in Neural Information Processing Systems 25*, pages 1097–1105. Curran Associates, Inc., 2012.
- [19] Ram Shankar Siva Kumar, Magnus Nyström, John Lambert, Andrew Marshall, Mario Goertzel, Andi Comissioneru, Matt Swann, and Sharon Xia. Adversarial machine learning – industry perspectives, 2020.
- [20] Y. Lecun, L. Bottou, Y. Bengio, and P. Haffner. Gradient-based learning applied to document recognition. *Proceedings of the IEEE*, 86(11):2278–2324, 1998.
- [21] Alexander Levine and Soheil Feizi. Deep partition aggregation: Provable defenses against general poisoning attacks. In *International Conference on Learning Representations*, 2020.
- [22] Yige Li, Xixiang Lyu, Nodens Koren, Lingjuan Lyu, Bo Li, and Xingjun Ma. Anti-backdoor learning: Training clean models on poisoned data. *Advances in Neural Information Processing Systems*, 34, 2021.
- [23] Yingqi Liu, Shiqing Ma, Yousra Aafer, Wen-Chuan Lee, Juan Zhai, Weihang Wang, and Xiangyu Zhang. Trojaning attack on neural networks. *Purdue University Department of Computer Science Technical Reports*, 2017.
- [24] Divyam Madaan, Jinwoo Shin, and Sung Ju Hwang. Learning to generate noise for multi-attack robustness. In *International Conference on Machine Learning*, pages 7279–7289. PMLR, 2021.
- [25] Aleksander Madry, Aleksandar Makelov, Ludwig Schmidt, Dimitris Tsipras, and Adrian Vladu. Towards deep learning models resistant to adversarial attacks. In *International Conference on Learning Representations*, 2018.
- [26] Muhammad Muzammal Naseer, Salman H Khan, Muhammad Haris Khan, Fahad Shahbaz Khan, and Fatih Porikli. Cross-domain transferability of adversarial perturbations. *Advances in Neural Information Processing Systems*, 32, 2019.
- [27] Neehar Peri, Neal Gupta, W Ronny Huang, Liam Fowl, Chen Zhu, Soheil Feizi, Tom Goldstein, and John P Dickerson. Deep k-nn defense against clean-label data poisoning attacks. In *European Conference on Computer Vision*, pages 55–70. Springer, 2020.
- [28] Zeyu Qin, Yanbo Fan, Hongyuan Zha, and Baoyuan Wu. Random noise defense against query-based black-box attacks. *Advances in Neural Information Processing Systems*, 34, 2021.
- [29] Evgenia Rusak, Lukas Schott, Roland S Zimmermann, Julian Bitterwolf, Oliver Bringmann, Matthias Bethge, and Wieland Brendel. A simple way to make neural networks robust against diverse image corruptions. In *European Conference on Computer Vision*, pages 53–69. Springer, 2020.
- [30] Aniruddha Saha, Akshayvarun Subramanya, and Hamed Pirsiavash. Hidden trigger backdoor attacks, 2019.
- [31] Avi Schwarzschild, Micah Goldblum, Arjun Gupta, John P Dickerson, and Tom Goldstein. Just how toxic is data poisoning? a unified benchmark for backdoor and data poisoning attacks. *arXiv preprint arXiv:2006.12557*, 2020.
- [32] Ali Shafahi, W. Ronny Huang, Mahyar Najibi, Octavian Suci, Christoph Studer, Tudor Dumitras, and Tom Goldstein. Poison frogs! targeted clean-label poisoning attacks on neural networks, 2018.
- [33] Reza Shokri et al. Bypassing backdoor detection algorithms in deep learning. In *2020 IEEE European Symposium on Security and Privacy (EuroS&P)*, pages 175–183. IEEE, 2020.

- [34] Hossein Souri, Micah Goldblum, Liam Fowl, Rama Chellappa, and Tom Goldstein. Sleeper agent: Scalable hidden trigger backdoors for neural networks trained from scratch. *arXiv preprint arXiv:2106.08970*, 2021.
- [35] Jacob Steinhardt, Pang Wei Koh, and Percy Liang. Certified defenses for data poisoning attacks, 2017.
- [36] Christian Szegedy, Wojciech Zaremba, Ilya Sutskever, Joan Bruna, Dumitru Erhan, Ian Goodfellow, and Rob Fergus. Intriguing properties of neural networks. *arXiv preprint arXiv:1312.6199*, 2013.
- [37] Lue Tao, Lei Feng, Jinfeng Yi, Sheng-Jun Huang, and Songcan Chen. Better safe than sorry: Preventing delusive adversaries with adversarial training. *Advances in Neural Information Processing Systems*, 34, 2021.
- [38] Brandon Tran, Jerry Li, and Aleksander Madry. Spectral signatures in backdoor attacks. In *Advances in Neural Information Processing Systems*, pages 8000–8010, 2018.
- [39] Alexander Turner, Dimitris Tsipras, and Aleksander Madry. Clean-label backdoor attacks. *OpenReview*, 2018.
- [40] Bolun Wang, Yuanshun Yao, Shawn Shan, Huiying Li, Bimal Viswanath, Haitao Zheng, and Ben Y Zhao. Neural cleanse: Identifying and mitigating backdoor attacks in neural networks. In *2019 IEEE Symposium on Security and Privacy (SP)*, pages 707–723. IEEE, 2019.
- [41] Maurice Weber, Xiaojun Xu, Bojan Karlaš, Ce Zhang, and Bo Li. Rab: Provable robustness against backdoor attacks. *arXiv preprint arXiv:2003.08904*, 2020.
- [42] Cihang Xie, Zhishuai Zhang, Yuyin Zhou, Song Bai, Jianyu Wang, Zhou Ren, and Alan L Yuille. Improving transferability of adversarial examples with input diversity. In *Proceedings of the IEEE/CVF Conference on Computer Vision and Pattern Recognition*, pages 2730–2739, 2019.
- [43] Chen Zhu, W Ronny Huang, Hengduo Li, Gavin Taylor, Christoph Studer, and Tom Goldstein. Transferable clean-label poisoning attacks on deep neural nets. In *International Conference on Machine Learning*, pages 7614–7623, 2019.