

Can We Fly to Planet 9?

ADAM HIBBERD,¹ MANASVI LINGAM,^{2,3} AND ANDREAS M. HEIN^{4,1}

¹*Initiative for Interstellar Studies (i4is) 27/29 South Lambeth Road London, SW8 1SZ United Kingdom*

²*Department of Aerospace, Physics and Space Sciences, Florida Institute of Technology, Melbourne FL 32901, USA*

³*Department of Physics and Institute for Fusion Studies, The University of Texas at Austin, Austin, TX 78712, USA*

⁴*SnT, University of Luxembourg, 29 Avenue J.F Kennedy, L-1855, Luxembourg*

ABSTRACT

Planet 9 is an hypothetical object in the outer Solar system, which is as yet undiscovered. It has been speculated that it may be a terrestrial planet or gas/ice giant, or perhaps even a primordial black hole (or dark matter condensate). State-of-the-art models indicate that the semimajor axis of Planet 9 is ~ 400 AU. If the location of Planet 9 were to be confirmed and pinpointed in the future, this object constitutes an interesting target for a future space mission to characterize it further. In this paper, we describe various mission architectures for reaching Planet 9 based on a combination of chemical propulsion and flyby maneuvers, as well as more advanced options (with a ~ 100 kg spacecraft payload) such as nuclear thermal propulsion (NTP) and laser sails. The ensuing mission duration for solid chemical propellant ranges from 45 years to 75 years, depending on the distance from the Sun for the Solar Oberth maneuver. NTP can achieve flight times of about 40 years with only a Jupiter Oberth maneuver whereas, in contrast, laser sails might engender timescales as little as 7 years. We conclude that Planet 9 is close to the transition point where chemical propulsion approaches its performance limits, and alternative advanced propulsion systems (e.g., NTP and laser sails) apparently become more attractive.

1. INTRODUCTION

Ever since the International Astronomical Union (IAU) modified the status of Pluto to that of a “dwarf planet” from its initial designation as one of nine planets in the Solar system,¹ the Solar system is held to comprise eight *known* planets currently. The debate of what exactly constitutes a “planet” is still ongoing (e.g., Metzger et al. 2022), although many scientists adhere to the taxonomic classification propounded by the IAU.

After Pluto’s status was updated, the hunt for an elusive “Planet Nine” far beyond the orbit of Pluto – alternatively known as “Planet X” – has accordingly intensified, although it must be recognized that this endeavor long predates the aforementioned IAU decision. A historical overview of this field can be found in the recent publication by Batygin et al. (2019). The most crucial modern development in this realm arguably concerns the work of Batygin & Brown (2016a): the authors theo-

rized that the (ostensibly) improbable orbital clustering of certain Kuiper Belt Objects (KBOs) is strikingly explainable through the existence of a distant planet with mass $\sim 10 M_{\oplus}$ on an eccentric orbit. Earlier notable developments in the twenty-first century relating to Planet 9 are reported in de La Fuente Marcos & de La Fuente Marcos (2014), Trujillo & Sheppard (2014), and Gomes et al. (2015), among other papers.

This noteworthy proposal by Batygin & Brown (2016a) initiated a plethora of publications centered on myriad aspects of the putative Planet 9. The areas explored in detail include: constraints on the location based on orbital dynamics and/or data from telescopes and spacecraft trajectories (Brown & Batygin 2016; de la Fuente Marcos & de la Fuente Marcos 2016; Fienga et al. 2016; Ginzburg et al. 2016; Holman & Payne 2016; Malhotra et al. 2016; Iorio 2017; Millholland & Laughlin 2017; Li et al. 2018; Clement & Kaib 2020; Downey & Morbidelli 2020; Fienga et al. 2020; Naess et al. 2021; Brown & Batygin 2022; Belyakov et al. 2022; Rowan-Robinson 2022; Socas-Navarro 2022), analyses of the clustering of KBOs (Batygin & Brown 2016b; Sheppard & Trujillo 2016; Brown 2017; Brown & Batygin 2019; de la Fuente Marcos & de la Fuente Marcos 2022), potential formation mechanisms (Bromley & Kenyon 2016; Kenyon & Bromley 2016; Mustill et al. 2016), avenues for detection (Cowan et al. 2016; Fortney et al. 2016;

Corresponding author: Adam Hibberd
adam.hibberd@i4is.org

Corresponding author: Manasvi Lingam
mlingam@fit.edu

¹ <https://www.iau.org/public/themes/pluto/>

Ginzburg et al. 2016; Linder & Mordasini 2016; Schneider 2017; Rice & Laughlin 2019, 2020; Anderson & Kaib 2021; Sedgwick & Serjeant 2022), impact on dynamical stability and evolution of the Solar system (de la Fuente Marcos et al. 2016; Li & Adams 2016; Veras 2016; Batygin & Morbidelli 2017; Clement & Sheppard 2021), effect(s) on solar and planetary obliquities (Lai 2016; Becker et al. 2017; Gomes et al. 2017; Lu & Laughlin 2022), and other cognate topics (Pfalzner et al. 2018; Khain et al. 2020; Li & Jeff Xia 2020; Batygin & Brown 2021; Oldroyd & Trujillo 2021; Nabiyeu et al. 2022).

We caution, however, that the exact status and nature of the putative Planet 9 remains unresolved. Some groups have critically reassessed the evidence for the clustering of KBOs (Shankman et al. 2017; Bernardinelli et al. 2020; Napier et al. 2021; Bernardinelli et al. 2022), while others have sought to explain the purported clustering through physical mechanisms independent of Planet 9 (Zderic et al. 2020, 2021). It was even suggested that Planet 9 may be a primordial black hole (Scholtz & Unwin 2020), and methods for detecting this class of objects in the Solar system have been proposed and debated (Witten 2020; Hoang & Loeb 2020; Lawrence & Rogoszinski 2020; Siraj & Loeb 2020; Miller et al. 2022; Namigata et al. 2022). The possibility that Planet 9 might represent a dark matter condensate of some kind was also advanced (Sivaram et al. 2016).

Although the location and characteristics of Planet 9 – and even its very existence – are currently not confirmed, it is nevertheless advantageous to investigate the feasibility of a mission to this object for two major reasons. First, as described hereafter in Section 2, launching a mission to Planet 9 would yield a wealth of scientific information about its properties, plausibly more than what can be discerned through observations from ground- and space-based telescopes. Second, irrespective of whether Planet 9 as predicted by Batygin & Brown (2016a) is real, formulating the specifics of such a mission could serve as a valuable starting point for missions to trans-Neptunian objects (TNOs) (Gladman & Volk 2021) at similar locations (see also McGranaghan et al. 2011; Zubko et al. 2021; Zubko 2022) if promising targets for exploration of this kind are identified.

Therefore, the objective of this paper is to analyze various trajectories and mission designs to the hypothetical Planet 9. To err on the side of caution, we assume that *current* technologies are deployed for the most part, although we comment briefly on the utility of near-future technologies in Sections 4 and 5. The orbital parameters for Planet 9 are adopted from Brown & Batygin (2021), which represents a recent estimate of this object’s location. To the best of our knowledge, the only other study that analyzes trajectories to Planet 9 is Compton et al. (2022). Our paper differs from this work in the following major respects: (a) we adopt a conservative estimate for Planet 9’s distance to account for the potential necessity of longer mission durations, (b) we do

not restrict ourselves to just trajectories but also tackle concrete mission architectures, and (c) we incorporate alternative flyby maneuvers.

2. SCIENCE RETURN AND BENEFITS FROM MISSIONS TO PLANET 9

Before embarking on summarizing the science benefits that would accrue from sending a mission to Planet 9, it is helpful to draw on an analogy with Pluto. Even though Pluto was discovered in 1930 and much information about this object was garnered from telescope observations, a wealth of new data surpassing the old was yielded by the *New Horizons* flyby of the Pluto–Charon system (Stern et al. 2018, 2021). In particular, the *New Horizons* mission shed light on Pluto’s geological diversity, especially its atmosphere, complex surface, and interior (Stern et al. 2015; Gladstone et al. 2016; Nimmo et al. 2016). Additionally, the mission provided insights into Charon and Pluto’s small satellites (Weaver et al. 2016), as well as how this system may have formed.

Note that Pluto has a semimajor axis of $a_P \approx 40$ AU, whereas the corresponding value for Planet 9 is presumed to be nearly ten times higher at $a_9 \sim 380$ AU (Brown & Batygin 2021). The radius of Pluto is $R_P \approx 0.19 R_\oplus$ while that of Planet 9 may be $R_9 \sim 1.5 R_\oplus$ (refer to Brown & Batygin 2021). Hence, if we posit that both these objects have a similar Bond albedo (which is however not guaranteed to hold true), the ratio of reflected light fluxes (δ_R) from Planet 9 and Pluto at Earth’s location can be estimated by using

$$\delta_R \sim \left(\frac{R_9}{R_P}\right)^2 \left(\frac{a_9}{a_P}\right)^{-4} \sim 7.7 \times 10^{-3}. \quad (1)$$

The ratio of thermal emission fluxes (δ_E) from Planet 9 and Pluto at Earth, assuming they possess similar temperatures (see Linder & Mordasini 2016),² is

$$\delta_E \sim \left(\frac{R_9}{R_P}\right)^2 \left(\frac{a_9}{a_P}\right)^{-2} \sim 0.7. \quad (2)$$

Although these calculations are evidently heuristic, they indicate that it is not just harder to detect Planet 9 (compared to Pluto), but also that it may be more challenging to infer its properties from Earth. Therefore, in view of the preceding paragraph (where Pluto was discussed), it does not seem unreasonable to contend that the scientific yield from a flyby mission to Planet 9 – to say nothing of rendezvous or sample return missions – could significantly exceed the scientific yield from telescope observations. As per (1) and (2), the relative gain

² Despite the fact that Planet 9 lies far beyond the orbit of Pluto and might thus be expected to have a lower temperature, its larger size would translate to higher internal heating (thereby raising the temperature), and a non-negligible greenhouse effect cannot be dismissed altogether.

in scientific return from sending a mission to Planet 9 might even exceed that of Pluto since the former is apparently harder to characterize via remote observations from Earth-based telescopes.

As this work seeks to assess viable mission trajectories and designs, it is not our goal to furnish an exhaustive analysis of the myriad areas that could witness major advances from a mission to Planet 9. With this caveat in mind, we list a few potential avenues below.

- As per current estimates, Planet 9 is predicted to have a mass of $M_9 \sim 6 M_{\oplus}$ (Brown & Batygin 2021). Planets belonging to this class – the mass range between Earth and Neptune – are unknown hitherto in the Solar system, but have been detected often in extrasolar systems (Fulton & Petigura 2018), albeit with typically high irradiances (and temperatures). There is considerable uncertainty surrounding their composition and structure, in particular whether they are endowed with massive H_2/He envelopes and/or substantial H_2O inventories (Jin & Mordasini 2018; Zeng et al. 2019; Mousis et al. 2020; Venturini et al. 2020; Hu et al. 2021; Madhusudhan et al. 2021). Hence, the characterization of Planet 9 could provide an unparalleled opportunity to investigate planets from this crucial category and acquire in-depth data.
- Earth-based observations may conceivably yield information about Planet 9’s internal heat budget (Cowan et al. 2016) and its atmospheric composition (Fortney et al. 2016), but obtaining spatially resolved data of its surface (assuming it is well-defined) and its interior seems unlikely. In contrast, the science payload of ~ 30 kg of *New Horizons* (Weaver et al. 2008) was sufficient to glean vital insights about the surface and interior of Pluto (Stern et al. 2018), like its potential subsurface ocean (Nimmo et al. 2016). With similar payload and flyby distance, a great deal might be inferred about the physical, chemical, and geological processes and composition of Planet 9 specifically, as well as TNOs (see Holler et al. 2021).
- Many hypotheses have been propounded to explain how Planet 9 formed at its presumed location or migrated there (Bromley & Kenyon 2016; Kenyon & Bromley 2016; Mustill et al. 2016). Detailed spacecraft observations could enable us to not only differentiate between these hypotheses but also constrain the formation and dynamical evolution of the outer Solar system. For instance, if instrumentation aboard the spacecraft has the capacity to determine oxygen isotope ratios (Nittler & Gaidos 2012; Clayton 2003; Ireland et al. 2020), they might aid in distinguishing whether Planet 9 was assembled *in situ* in the Solar system or was captured from another star (see Nit-

ler & Gaidos 2012; Clayton 2003; Ireland et al. 2020); the latter scenario was theoretically studied by Mustill et al. (2016). Likewise, isotopic measurements of hydrogen, nitrogen, carbon, and sulfur – analogous to those undertaken for comets (Jehin et al. 2009; Bockelée-Morvan et al. 2015) – are valuable for unraveling the formation history as well as subsequent physical and chemical processes responsible for fractionation on Planet 9.

- Last, but not least, depending on the scientific payload along with the nature of Planet 9’s atmosphere and surface (if existent), it may be feasible to survey them for biosignatures. Although the majority of biosignatures have been formulated for Earth-like planets (Grenfell 2017; Lingam & Loeb 2021), there is increasing emphasis on identifying biosignatures that could arise on “exotic” worlds (Irwin & Schulze-Makuch 2020; Lingam & Loeb 2021), such as those with anoxic atmospheres dominated by H_2 (Seager et al. 2013; Sousa-Silva et al. 2020; Madhusudhan et al. 2021; Wunderlich et al. 2021; Huang et al. 2022), which is a conceivable composition for Planet 9 (Fortney et al. 2016).

We underscore, in closing, that we have only described a select few avenues where a mission to Planet 9 is anticipated to substantially advance our knowledge of planetary science. Nonetheless, we hope that this primer serves as an adequate basis for motivating the rest of our technical exposition in the forthcoming sections.

3. APPROACH

The key components of our framework and approach are elucidated in this section.

3.1. *Orbital Mechanics*

Evidently, in order to perform some kind of meaningful analysis, we must have some notion of Planet 9’s position at the present, the velocity and orbit being less relevant. The latter two parameters are of secondary importance because Planet 9’s great distance translates to a slow heliocentric speed ($\sim 1.4 \text{ km s}^{-1}$) and low mean motion ($\sim 0.04^\circ \text{ yr}^{-1}$). Consequently, as the orbit of Planet 9 would only be required for extrapolating forwards the trajectory, such an extrapolation would yield dubious benefits, especially as the estimates of these parameters are subject to large uncertainties.

To reinforce the prior argument, we comment briefly on Planet 9’s change of position over the duration of the spacecraft’s full journey. As demonstrated hereafter, we end up with overall flight times of around 60 years or so for chemical propulsion, which from Table 3.1 we can calculate will result in a change of longitude of about 2.4° , well within the range of longitudinal uncertainty of Planet 9 as per current theoretical and empirical constraints. Nevertheless for the purposes of the

Table 1. Ephemeris and orbital elements adopted for calculating Planet 9 missions

Ephemeris	
Sun Distance (AU)	450
RA (°)	65
DEC (°)	20
Mean Motion (° yr ⁻¹)	0.04
Orbital Parameters	
Perihelion (AU)	450
Eccentricity	0.0
Argument of Perihelion (°)	246
Longitude of Ascending Node (°)	180
Inclination (°)	1.43
Epoch of Perihelion (°)	2035 JAN 01

research conducted here, some fiducial orbital parameters are required, in addition to Planet 9’s position. Values adopted for the position and velocity of Planet 9, as well as orbital elements are provided in Table 3.1.

For the analysis here, save for one exception, the earliest launch date for a mission is specified as 2030 JAN 01 and the latest as 2043 JAN 01, in order to permit ample opportunity for an entire Jovian cycle of 11.9 years to complete. Given that Jupiter completes about a twelfth of a cycle per year (approximately 30°), for an opportunity arising in a particular year, Jupiter may be displaced from optimum by up to 30°. For this reason it may occasionally be of interest to compare the results of a “true” Jupiter location within the range mentioned above against a “theoretically optimal” Jupiter position, were Jupiter able to occupy any location in its orbit irrespective of its positional dependency on time.

Note that the launch range above, 2030-2043, aligns pretty well with the timeline elaborated by the *Interstellar Probe* concept report (Kinnison et al. 2021; McNutt et al. 2022). The above time interval implicitly assumes that astronomers have discovered Planet 9 by 2030 and have accurately determined its orbital elements, thus allowing at least 8 years for telescopes to (1) detect the planet and (2) conduct observations to determine the orbit of the planet.

3.2. Mission Trajectories

The trajectory studies here were conducted using Optimum Interplanetary Trajectory Software (OITS); refer to Hibberd (2022). At its core is an algorithm which solves the Lambert problem using the Universal Variable Formulation as elaborated in Bate et al. (1971). Ignoring multiple orbital cycles, there are two solutions to this

problem, “short way” (sw) and “long way” (lw). These constitute two different orbits, with different orbital parameters, but with the same plane, defined by the two position vectors. Thus if the change in true-anomaly along the short way is designated θ where $0 \leq \theta \leq \pi$, then the long way corresponds to $2\pi - \theta$. By exploiting the NASA SPICE toolkit,³ in conjunction with the selection of appropriate ephemeris data available from the NASA Horizons service (in the form of binary SPICE kernel files), extremely accurate ephemerides of a particular object as a function of time can be determined.

When dealing with more than 2 celestial bodies, amounting to $n > 2$ bodies, the Lambert problem can be solved for each consecutive pair of celestial bodies along the trajectory. This method leads to a possible 2^{n-1} permutations of interplanetary trajectory, comprising long ways and short ways. For each non-terminal encounter, there are four possible encounter trajectories with respect to the celestial body, an arrival pair of hyperbolic excess velocities (corresponding to sw & lw of the preceding interplanetary trajectory) and a departure pair (sw & lw for the subsequent one). Connecting hyperbolae with respect to the body are then computed for each arrival and departure combination, assuming a single ΔV is applied at the periapsis point, aligned with the plane defined by these hyperbolic excess velocities and tangential to the trajectory.

Two Non-Linear Programming (NLP) solvers were used for this study, namely, NOMAD and MIDACO. To reach Planet 9 or alternatively a Sednoid, three distinct trajectory strategies are considered here, shown in Table 3.2. For OITS, a Solar Oberth maneuver (SOM) can be modeled as an “Intermediate Point” (Hibberd 2022) where the heliocentric radial distance is specified, but the heliocentric longitude and latitude are additional optimization parameters for OITS. This framework can also model a Deep Space Maneuver (DSM).

Furthermore, depending on the context, two different optimization criteria (i.e., the so-called “objective functions”) can then be applied in OITS – either minimizing ΔV or flight duration. With regards to the former, a constraint is required for the overall flight duration, and with respect to the latter, OITS allows for a separate ΔV constraint to be specified at each encounter.

The terminology adopted herein for abbreviating the different mission trajectory scenarios departs slightly from tradition as both home planet (Earth) and target planet (P9) are included in the sequence. Thus E-J-P9 refers to a trajectory from Earth to Jupiter to Planet 9. This extension of the current standard is so that the abbreviation more accurately reflects the precise inputs required by OITS to generate the trajectory. This trajectory, E-J-P9, is an example of a Jupiter Oberth maneuver (JOM) to Planet 9. As a further example,

³ <https://naif.jpl.nasa.gov/naif/toolkit.html>

Table 2. Trajectory Options for Planet 9

	Trajectory Option	Trajectory Description	Abbreviation
1	Passive Jupiter flyby	Pure Jupiter GA without thrust	PJGA
2	Powered flyby of Jupiter	Combined Jupiter GA with Jupiter Oberth maneuver - JOM	JOM
3	Powered flyby of the sun	Solar Oberth maneuver - SOM	SOM

in the case of a SOM we have E-J-3SR-P9, where 3SR indicates the perihelion distance of the SOM from the center of the Sun – to wit, 3 Solar radii ($3 R_{\odot}$); note that $1 R_{\odot}$ (1SR) is equivalent to 0.00465 AU.

A note on V_{∞} Leveraging Maneuvers (VLMs) is warranted. These maneuvers represent a mechanism by which the ΔV necessary to travel to Jupiter could be reduced. In addition, VLMs permit longer duration launch windows as well as a lower magnitude C_3 at launch, although the latter can be offset to an extent by the increased ΔV required at the Earth return. They involve a launcher injection into a heliocentric elliptical orbit with a DSM at aphelion. A return to Earth then ensues whereupon a powered gravity assist (GA) is executed to transfer to Jupiter. There are two aphelia distances investigated in this study, 2.2 AU and 3.2 AU, indicating a resonance of 2 years or 3 years respectively.

The minimum periapsis altitude at each planetary encounter is chosen as 200 km, thus implying that the NLP will seek trajectories for which the ΔV application occurs at altitudes greater than this.

3.3. Heat Shield Calculations

An equation is required here that would relate the heat shield mass, M_{hs} , to:

1. total mass of the spacecraft, M_{sc}
2. solar distance R_{sc} of the spacecraft at perihelion

To this end, scaling of the relevant variables can be performed by benchmarking against an already-known, tried and tested reference for which data is readily available such as the well-known Parker Solar Probe (PSP) for example (Driesman et al. 2019).

Let us denote the mass of the PSP as M_{psp} and its closest approach to the sun as R_{psp} . It is reasonable to suppose that the mass of the heat shield for a spacecraft, M_{hs} , must be proportional to the surface area of the spacecraft (as it must encompass a fixed fraction of the spacecraft), so therefore we end up with

$$M_{hs} \propto \left(\frac{M_{sc}}{M_{psp}} \right)^{2/3}. \quad (3)$$

Thus, by means of this heuristic scaling, we have partially accomplished item 1, with the rest of the procedure described hereafter. The exponent of 2/3 appearing in the RHS of the above equation is a consequence of the area-volume scaling and the linear volume-mass relationship for fixed mass density.

For tackling item 2, let us now denote the temperature of the heat shield exposed to the sun as T and the solar flux as S , the Stefan-Boltzmann law implies

$$T \propto S^{1/4}. \quad (4)$$

Furthermore, the solar flux S falls off with the inverse square of the distance as R_{sc}^{-2} , so we arrive at

$$T \propto R_{sc}^{-1/2}. \quad (5)$$

In addition, presuming that heat transfer through the shield is via conduction, then for the specified heat shield thickness X_{hs} , it follows that

$$X_{hs} \propto T, \quad (6)$$

for fixed thermal conductivity. Combining the above equation with (5) yields

$$X_{hs} \propto R_{sc}^{-1/2}. \quad (7)$$

For given surface area, the mass of heat shield is linearly proportional to thickness X_{hs} , which leads us to

$$M_{hs} \propto X_{hs} \quad (8)$$

Thus, on combining (3), (7), and (8), we finally obtain the relationship for the shield mass,

$$M_{hs} = M_{psp,hs} \left(\frac{R_{psp}}{R_{sc}} \right)^{1/2} \left(\frac{M_{sc}}{M_{psp}} \right)^{2/3}, \quad (9)$$

where $M_{psp,hs}$ is the PSP's heat shield mass, completing the implementation of item 1 delineated previously.

3.4. Payload Masses for Chemical Propulsion

To determine the corresponding payload masses, five parameters are required in total:

1. launch vehicle used
2. the 'Characteristic Energy', C_3 at launch
3. the in-flight ΔV required leading up to the Oberth maneuver
4. the ΔV required at the Oberth maneuver (which might be either JOM or SOM)
5. the performance of the propulsion systems needed to generate 3 & 4 above

As far as (1) & (2) are concerned, the only launch vehicle capable of delivering a sufficiently massive payload to the Earth escape orbits studied here (thence allowing the installation of two rocket stages for the spacecraft’s Oberth maneuver), and for which data is available, will be NASA’s Space Launch System (SLS) Block 2 variant.⁴ The calculations can be readily updated if and when data for viable alternatives becomes available.

Generally, where the trajectory option studied requires the instantiation of item (3) above, a dedicated restartable stage with a hypergolic liquid propellant combination of MMH and N_2O_4 is assumed for all these in-flight maneuvers, with $I_{sp} = 341s$ and ratio of dry-mass to wet-mass of $p = 0.1$. With regard to (4) & (5), either one solid propellant stage from the choice of STAR 75, STAR 63F or STAR 48B is selected, or if there is sufficient spare capacity, two stages comprising a pair of these boosters is allocated. The precise combination depends on the mass available after accounting for items (1)-(3), as well as the required magnitude of (4) necessary for the Oberth maneuver.

Finally it should be emphasized that only flyby missions of Planet 9 shall be considered here. A rendezvous mission, where the spacecraft applies an extra thrust to match velocities with Planet 9, would evidently require more ΔV , which due to Planet 9’s low speed would be roughly equal to the spacecraft’s heliocentric hyperbolic excess speed. Where the objective function is to minimize flight duration, conducting a rendezvous would have little consequence on the optimal trajectories solved by OITS. Where the purpose is to minimize ΔV , then the effect would be to increase the optimal ΔV achieved by OITS by a magnitude nearly equal to the spacecraft’s heliocentric hyperbolic excess.

4. RESULTS

In this section, we describe the chief results for solid chemical propellant as well as some alternatives.

4.1. Passive Jupiter GA (PJGA)

The objective function specified here is flight duration. An example PJGA trajectory is provided in Figure 1. As in the *Interstellar Probe* concept report (Kinnison et al. 2021), a SLS Block 2 is utilized to deliver the spacecraft to Jupiter. In (Kinnison et al. 2021), a combined ATLAS V Centaur third stage and STAR 48B fourth stage is deployed as their baseline mission to leverage a $C_3 = 304.07 \text{ km}^2 \text{ s}^{-2}$, with an eventual payload mass to Jupiter of $\sim 860 \text{ kg}$. Figure 2 depicts total flight duration to Planet 9 in years against launch C_3 . Observe that the flight duration is just over 60 years when the *Interstellar Probe* baseline mission parameters are employed. Table 3 provides the numerical data for this trajectory

⁴ <https://www.nasa.gov/exploration/systems/sls/fs/sls.html>

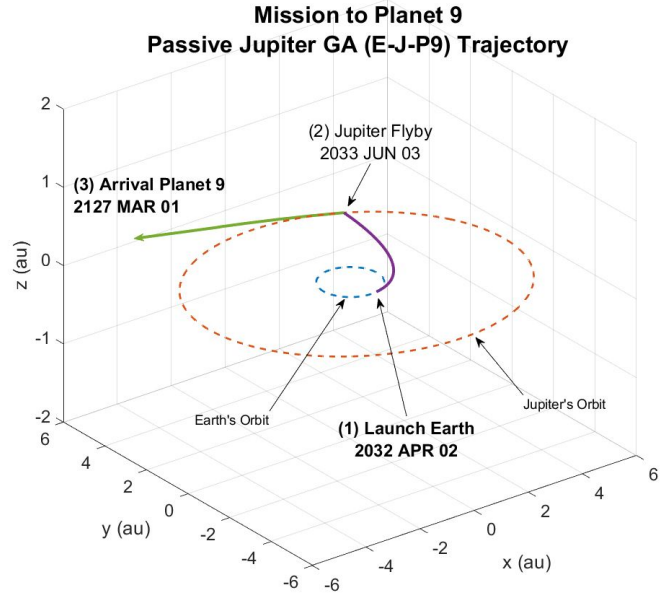


Figure 1. Trajectory, E-J-P9 Passive Jupiter GA (without JOM)

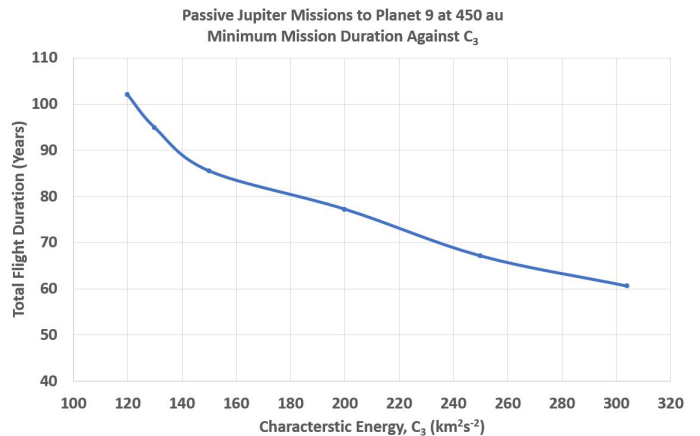


Figure 2. Trajectory E-J-P9 Passive Jupiter GA (PJGA), Flight Duration against launch C_3

with an arrival speed at Planet 9 of 35.4 km s^{-1} , which amounts to $\sim 7.47 \text{ AU/yr}$ at 450AU.

4.2. JOM & SOM

The results of the SOM analysis are presented first. In this case, the objective function applied is flight duration. Two distinct scenarios are considered:

1. Figure 3 depicts optimal flight duration and heliocentric hyperbolic excess speed adopting a SOM with $\Delta V < 0.97 \text{ km s}^{-1}$ preceded by a passive Jupiter flyby.

2. Figure 4 provides the same parameters for a SOM with $\Delta V < 3.0 \text{ km s}^{-1}$ preceded by a powered Jupiter flyby with ΔV at Jupiter of $< 2.79 \text{ km s}^{-1}$.

The C_3 and ΔV values for the first scenario stated above are chosen to match those in Figure D-2 of Kinnison et al. (2021) which reaches a SOM perihelion of 3SR. Note that in Figure 3, the hyperbolic excess at 3SR is 4.4 AU/yr, lower than that outlined in Figure D-2 of approx 4.8 AU/yr. This discrepancy is most likely a consequence of the *Interstellar Probe* report (Kinnison et al. 2021) targeting an optimal solar latitude, whereas here we assume a latitude of Planet 9 of roughly -1.4° . For the 3SR case, the payload mass to Planet 9 – invoked for generating Figure 3 – is taken from the *Interstellar Probe* report and equals 900 kg, after deducting the heat shield mass (653 kg). As the perihelion distance increases, the solar flux reduces accordingly, indicating that for perihelia $> 3\text{SR}$, the spacecraft mass to Planet 9 will exceed 900 kg (see Section 3.3).

Case 2 introduced above, namely Figure 4, illustrates the benefit of delivering a higher kick at the SOM, i.e. 3.0 km/s. In order to leverage such a kick, we need a higher spacecraft mass at Jupiter which ultimately necessitates a lower launch C_3 , in this case $100 \text{ km}^2 \text{ s}^{-2}$ delivering a mass of 9000 kg to Jupiter (utilizing a SLS Block 2 with a Centaur D upper stage). A dedicated liquid propellant stage is exploited to conduct the burn at perijove of $\Delta V = 2.79 \text{ km s}^{-1}$ leaving a mass of 3000 kg for the SOM. A STAR 49B can subsequently provide the kick of 3.0 km/s which leaves for the 3SR case a mass of $\sim 520 \text{ kg}$ after the heat shield is deducted using (9). Larger masses are achievable for higher perihelia, but with commensurately longer mission durations.

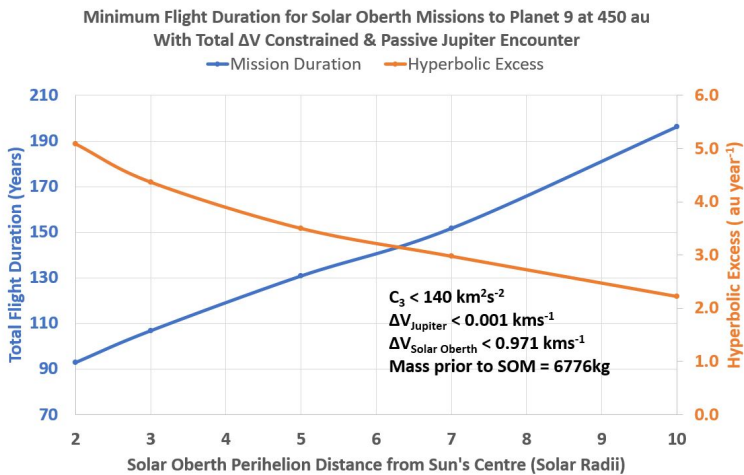


Figure 3. Trajectory E-J-SOM-P9 Passive Jupiter GA, Flight Duration and Heliocentric Hyperbolic against SOM perihelion

A summary of all mission scenarios, JOM & SOM is outlined in Figures 5, 6 & 7. Referring to Figure

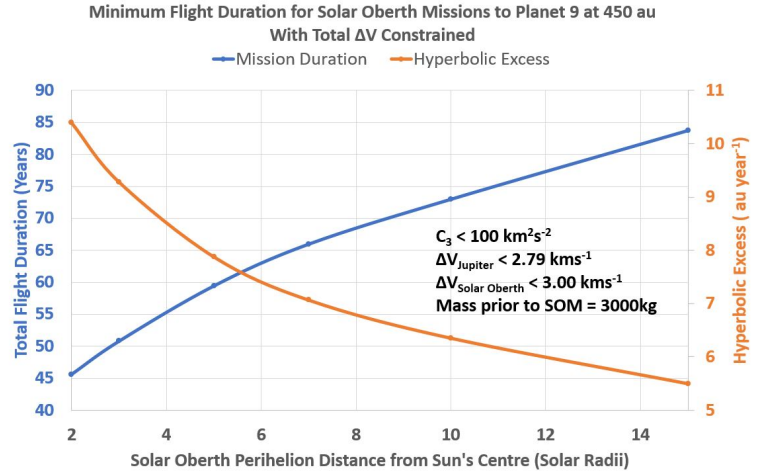


Figure 4. Trajectory E-J-SOM-P9 with ΔV at Jupiter, Flight Duration and Heliocentric Hyperbolic against SOM perihelion

6, observe that the fastest trajectories to Planet 9 are SOM scenarios that exploit a leveraging maneuver of some kind, though the corresponding price is a lower payload mass. The overall fastest trajectory to Planet 9 is E-2.2-E-J-3SR-P9 yielding arrival after only 37 years. However it also has the lowest total payload mass of 133 kg and when the required heat shield mass is deducted (consult Figure 7) then we find this mission is actually rendered infeasible using PSP heat shield technology. This result emphasizes the importance of comparing like with like when gauging JOM & SOM trajectories. We shall thus reference Figure 7 hereon.

As seen from this figure, ignoring those missions which are dangerously close to negative payload masses, the best performance with respect to flight duration is E-3.2-E-J-7SR-P9, requiring 47 years, which is a full decade longer than the mission we excluded above. After this comes the trajectory E-J-3SR-P9 – which is not the same case as that elucidated in Figure D-2 of the *Interstellar Probe* report (Kinnison et al. 2021), as it corresponds to the alternative C_3 and ΔV allocation outlined in Figure 4 and delineated previously – with a flight duration of approximately 50 years. For comparison, the SOM equivalent to Kinnison et al. (2021, Figure D-2) is provided in Figure 3 and would take over 100 years.

4.3. Using LH_2 & LOX Propellants

With a higher specific impulse than solid propellant ($I_{sp} = 451 \text{ s}$ as opposed to $\sim 300 \text{ s}$ for solid), the combination of LH_2/LOX liquid cryogenics evinces the potential to dramatically enhance the performance of interplanetary missions. The key issue is one of achieving sufficiently low temperatures for long-term storage in space where the solar environment can lead to significant heating and boil-off, particularly of LH_2 . One potential solution requiring no mass-costly on-board cry-

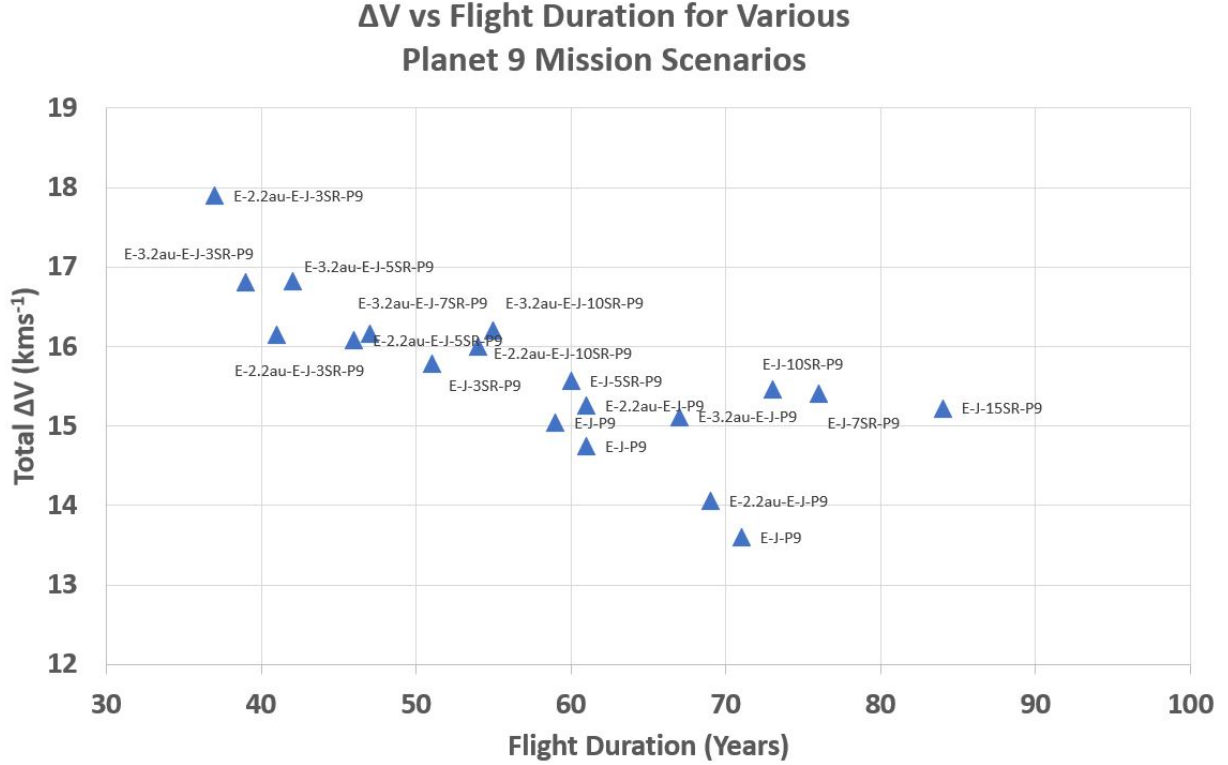


Figure 5. Scatter plot of ΔV against Flight Duration for all JOM & SOM Missions Studied

Table 3. Numerical Data for E-J-P9 (PJGA) with $C_3 = 304.07 \text{ km}^2 \text{ s}^{-2}$

	1	2	3
Encounter	Earth	Jupiter	Planet 9 @ 450 AU
Time	2033 MAY 20	2034 FEB 18	2093 DEC 01
Arrival Speed (km s^{-1})	0.0000	27.1881	35.4164
Departure Speed (km s^{-1})	17.4376	27.1902	35.4164
DeltaV (km s^{-1})	17.4376	0.0010	0.0000
Cumulative DeltaV (km s^{-1})	17.4376	17.4386	17.4386
Altitude Periapsis (km)	N/A	34110.2	N/A

oozers is to subcool the LH_2 isobarically to temperatures of less than 16K whilst the spacecraft is installed on the launcher using compact ground support equipment (Mustafi et al. 2009). An outstanding issue insofar as this technology is concerned is achieving sufficient compactness to enable the required level of refrigeration to be achieved on the launch pad.

In the spirit of the analysis conducted in Mustafi et al. (2016, 2018), we shall assume the required level of on-

ground subcooling can indeed be performed to satisfaction and therefore as a first order estimate, we assume that no onboard cryocooler mass is necessary. Mustafi et al. (2018) employed an ATLAS V AV551 launcher. However, when working with the launch timescales of the missions proposed here, we can suppose that the SLS Block 2 will be available, thereupon enabling a wholesale upscale of the spacecraft dimensions.

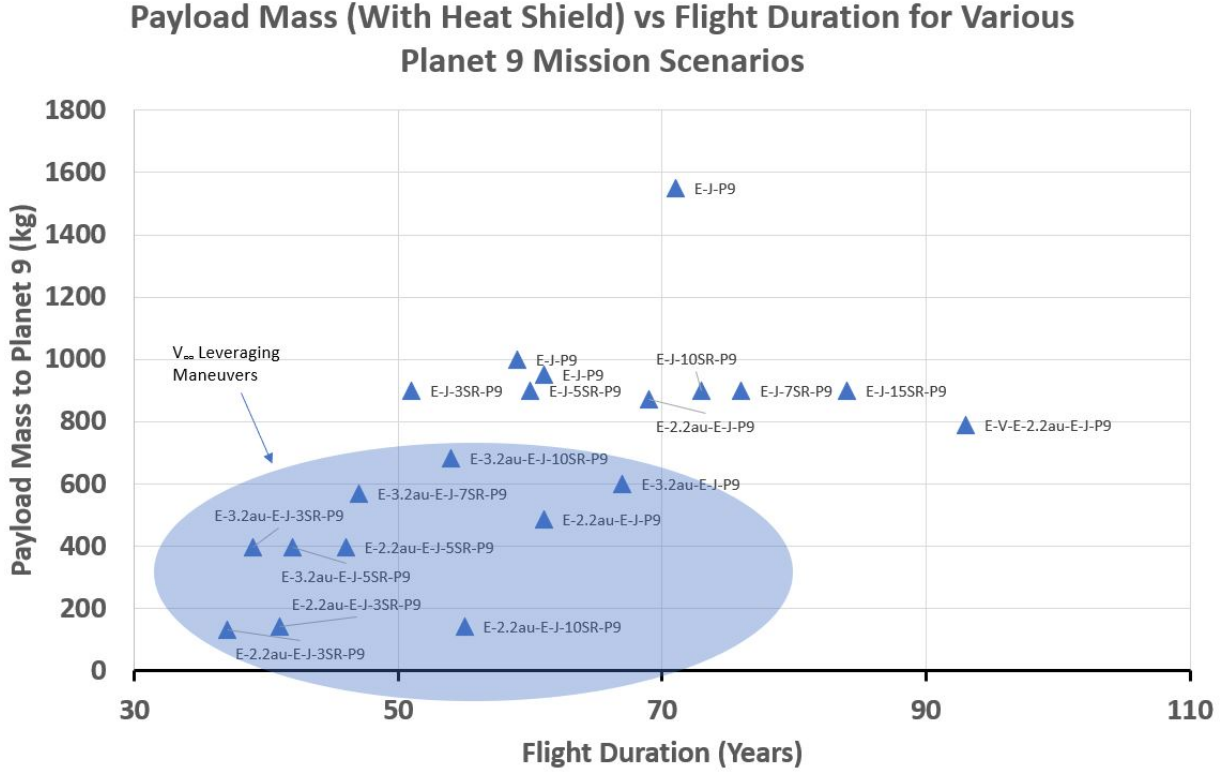


Figure 6. Scatter plot of Total Payload Mass against Flight Duration for all JOM & SOM Missions Studied

When this upscaling is taken into consideration, we estimate a total propellant mass of 11077 kg and a dry mass of 2083 kg together with a combined spacecraft payload mass of 100 kg (which includes science payload, high-gain antenna (HGA), and so forth); this mass breakdown translates to an available ΔV of 7.97 km s^{-1} . Let us suppose we invoke a JOM scenario for this mission and this ΔV kick is exclusively applied at Jupiter. It should be noted that an SLS Block 2 with Centaur third stage can deliver the aforementioned total mass of 13260 kg to Jupiter with a $C_3 = 94 \text{ km}^2 \text{ s}^{-2}$.

Applying OITS with an optimally placed Jupiter encounter and employing the above parameters, we find an arrival at Planet 9 approximately 51 years after launch. This performance level is comparable to the SOMs using solid propellant and summarized in Figure 7, and represents a notable improvement on the alternative E-J-P9 options using solid propellant, which required flight durations of ~ 60 years.

4.4. Using NTP with LH_2 Propellant

Nuclear Thermal Propulsion (NTP), as the name indicates, involves fission of uranium isotopes (typically ^{235}U) wherein the energy released by this fission into smaller isotopes is utilizable in various ways. One common method (NTP in essence) is to heat a cryogenic propellant like LH_2 (which also acts as a coolant). This LH_2 is then expelled from an engine nozzle with high exhaust velocity, thus giving rise to the nuclear thermal

rocket. Using LH_2 as propellant has the added benefit of a low molecular mass because specific impulse is proportional to $1/\sqrt{\text{Molar Mass}}$, indicating that its use is near-optimal for NTP systems. Specific impulses of at least twice that attainable by chemical rockets can be achieved in principle (Gabrielli & Herdrich 2015)

As a consequence of extensive testing of NTP by the US government sponsored Rover and NERVA programs from 1955 to 1972 (Walton 1991), NTP has a surprisingly high technology readiness level (TRL) of 5-6, even though there have been no in-flight NTP trials as yet; safety and the possibility of contamination are two major reasons for this absence. Despite this caveat, for the sake of comparison, and also taking advantage of the considerable literature on the subject of different types of NTP, we shall adopt and investigate a fiducial NTP system for a mission to Planet 9.

The type of NTP assumed is that of Youinou & Lin (2022), which attempts to derive a design in general conformance with previous Mars DRAs (Design Reference Architectures) (Drake et al. 2010). The NTP thrust is 66.7 kN with $I_{sp} \sim 910\text{s}$. We use the highest thrust to weight ratio derived in this study of 10.9, thus translating to an engine mass of 624kg. We assume the same subcooled LH_2 adopted earlier for the LH_2 & LOX analysis (this time without any LOX - all the propellant mass is LH_2), obviating the need for heavy Brayton-cycle cryocoolers. We further assume the same

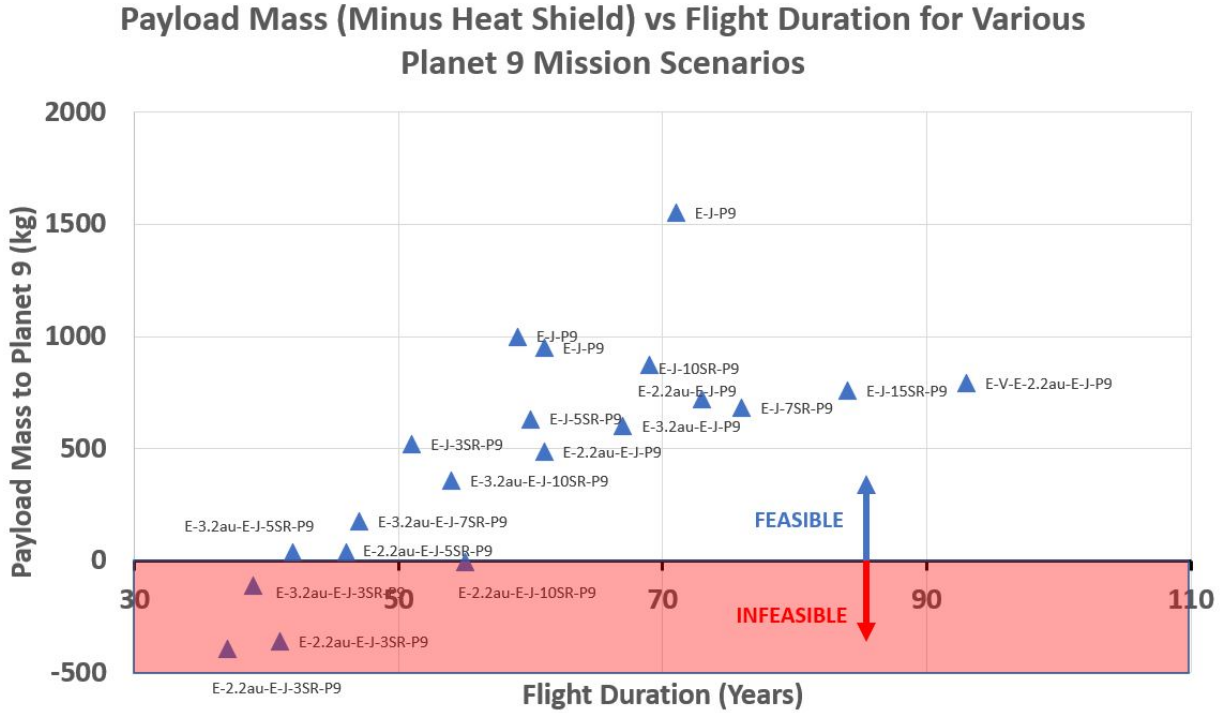


Figure 7. Scatter plot of Payload Mass without Heat Shield against Flight Duration for all JOM & SOM Missions Studied

100 kg spacecraft payload (including the HGA) and an SLS with Centaur 3rd stage; the trajectory adopted is that of a JOM with optimally placed Jupiter, with the ΔV available at Jupiter being 14.386 km/s.

Through the use of OITS, we determine that the resulting mission duration for this study is 41 years, a ten year improvement over the cryogenic LH_2 & LOX chemical option outlined in Section 4.3.

4.5. Laser Sails

The notion of employing radiation pressure for propellant-free propulsion (i.e., light sails), derived either from sunlight or laser arrays, is nearly a century old in its modern form (Lingam & Loeb 2021). More specifically, laser-driven light sails have sprung to the forefront in recent times owing to multiple proposals.

The *Breakthrough Starshot Initiative* (Daukantas 2017; Parkin 2018),⁵ inaugurated in 2016, intends to use powerful Earth-based lasers beamed towards miniature spacecraft of mass ~ 1 g, thereby achieving rapid acceleration to speeds that are a sizable fraction of the speed of light. Likewise, Hein et al. (2019) outlined the possibility of reaching the interstellar object 1I/Oumuamua by employing this type of propulsion; detailed analyses of laser sail missions to 1I/Oumuamua are furnished in

Hibberd & Hein (2020) by using a speed of 300 km/s. Other recent proposals have suggested that subrelativistic laser sail technology may be exploited to access objects situated far-away in our solar system.

For instance, Turyshev et al. (2020) delineated a light sail architecture to attain a velocity of $0.001c$ (i.e., 300 km/s) by utilizing laser arrays with a total power of 3 to 29 GW for spacecraft ranging from 1 kg to 100 kg, respectively. Parkin (2022, Table 2) formulated a comprehensive cost-optimal model and determined a 10 kg payload can be accelerated to 300 km/s with peak power of 2.5 GW, capital expenditure of \$610 M, and operational expenditure of \$58 M per mission.

In fact, Witten (2020) suggested that laser sails could be harnessed to probe the nature of Planet 9 (viz., ascertain whether it is a primordial black hole) by measuring how its gravitational field affects the spacecraft's trajectory; see also Christian & Loeb (2017) and Lawrence & Rogoszinski (2020) for related analyses. Hoang & Loeb (2020) highlighted the complicating effects of drag and electromagnetic forces on such measurements if the laser sails are relativistic. However, if the location of Planet 9 were to be accurately determined through some other method, subrelativistic laser sails may be deployed (in isolation or en masse) to characterize Planet 9 (Turyshev et al. 2020; Heller et al. 2020).

By implementing OITS with a departure velocity of 300 km/s, it is found that Planet 9 could be reached by

⁵ <https://breakthroughinitiatives.org/initiative/3>

laser-sail in a short span of 6.5-7 years, a dramatic improvement over the previous options elaborated in this paper. The downside, of course, is that the TRL of such laser-driven light sails is low because most proposals, including those elucidated in the preceding paragraphs, remain purely conceptual as of now.

5. DISCUSSION

The results, upon assuming canonical solid propellants, indicate that trip times for a SOM (preceded by a Jupiter encounter) start with 45 years for perihelion distance of 2 Solar radii and increases to about 70-80 years for 10 Solar radii, a distance similar to the one associated with the Parker Solar Probe. Such trip times are considerably higher than those for existing space missions to survey planets in the outer Solar system. The Voyager probes have now exceeded 40 years of mission duration, but they surveyed the outer Solar system planets (i.e., their targets) in a span of ~ 10 years after launch.⁶ Due to programmatic reasons, it might be unlikely that a mission to Planet 9 based on solid chemical propulsion would receive funding if missions predicated on alternative propulsion technologies were to promise a quicker and more substantial science return.

Bearing this last point in mind, there are three alternative mission designs analyzed in this paper: chemical cryogenic propellants LH_2 & LOX , NTP using propellant LH_2 , and laser sail accelerated by a 29 GW array to 0.1% the speed of light. All three alternatives commonly assume a 100 kg spacecraft payload is sent to Planet 9; in comparison, the *New Horizons* spacecraft possessed a total launch mass of ~ 500 kg and ~ 30 kg science payload (Weaver et al. 2008). This trio is evaluated in the order of decreasing flight duration.

First, on examining the LH_2 & LOX option, it provides a useful improvement over solid propellant by reaching Planet 9 in 51 years utilizing a JOM (i.e., *without* requiring a SOM), thereby exceeding the performance of the corresponding solid propellant JOM scenarios by at least 16%. The SOM was not investigated for this propulsion option due to the close approach to the sun and the accompanying high solar flux, which would jointly be problematic for storage and deployment of cryogenic propellants.

Second, moving to NTP (again using the JOM option outlined above), the flight duration is noticeably reduced compared to solid chemical propellants, with an approximate 30% reduction in flight time and around 20% compared to the case of cryogenic chemical propulsion. The flight duration for this outcome is around 41 years. If the SOM option were to be feasible, the flight duration may be expected to decrease further.

Finally, along expected lines, laser sails have the superior performance by far, with a flight duration as low as 7 years. While this short timescale makes such mission designs an appealing option, the accompanying readiness level of laser sails is substantially lower than any of the alternative options investigated here. If the TRL of this propulsion scheme were to increase in the future, it is conceivable that laser-driven light sails would constitute the long-term future for the exploration of the outer Solar system and nearby interstellar space.

At this juncture, we will briefly examine the potential of other advanced (viz., non-chemical) propulsion systems, and how their performance may stack up against the mission architectures analyzed previously in this paper. We emphasize that this list is not exhaustive as it does not include, among others, nuclear fusion propulsion (Genta & Kezerashvili 2020; Aime et al. 2021), which might become viable in the future.

- Laser electric propulsion: Laser electric propulsion, as proposed by Schmidt et al. (2018) and Brophy et al. (2018), might enable velocities of ~ 20 -40 AU/yr (entailing laser power of several 100 MW). If we assume such a terminal velocity for the bulk of the journey, this would permit fast trip times on the order of 10-20 years. Major technology development in connection with the laser array would, however, be required.
- Solar sails: Solar sails, which operate on the same principle as laser sails except for using solar radiation as the power source instead of lasers, have been studied for several decades for deep space exploration (McInnes 2004). Recent publications on the SunDiver mission concept of a kg-sized, low-cost solar sail mission estimate that, purely by using existing solar sail materials, hyperbolic excess velocities of up to 6 AU/yr could be achieved (Garber et al. 2022). The mission duration would then be roughly the same as (or higher than) the architectures presented in this paper. However, the development of more sophisticated sail materials (see Atwater et al. 2018) could enable terminal velocities of ~ 20 AU/yr to be realized (Lingam & Loeb 2020a), which would then enable a mission to Planet 9 within approximately 23 years.⁷
- Electric sails: Electric sails for deep space missions have previously been proposed in Johnson & Polzin (2019); this propulsion system was first introduced by (Janhunen 2004), and a modern review can be found in Bassetto et al. (2022). The study by Johnson & Polzin (2019) estimates that

⁶ Proposed missions to KBOs, which are much closer than Planet 9 to the Sun, accordingly necessitate shorter flight times of ~ 25 years (Zangari et al. 2019).

⁷ Even higher speeds for solar sails are attainable near high-energy astrophysical objects (Lingam & Loeb 2020b), but this scenario is obviously not applicable to the Solar system.

a 500 kg payload could be accelerated to a speed of 12 AU/yr via an electric sail; higher speeds of $\gtrsim 20$ AU/yr are feasible in theory (Janhunen & Sandroos 2007; Lingam & Loeb 2020a). If this result is employed, this architecture would enable a mission to Planet 9 within ~ 37 years. However, scaling up an electric sail for such a mission constitutes an onerous challenge, given that in-orbit demonstration was only achieved for EstCube-1, a CubeSat-size spacecraft (Slavinskis et al. 2015).

- Magnetic sails: Magnetic sails have been likewise proposed for deep space missions since their inception (Zubrin & Andrews 1991), and are theoretically capable of attaining high velocities broadly comparable to electric sails (Lingam & Loeb 2021). However, their performance has been subject to debates and is strongly dependent on the availability of robust advanced superconducting materials.

The consideration of advanced (non-chemical) propulsion systems studied hitherto in the paper shows that Planet 9 appears to be intriguingly poised at the transition point where chemical propulsion reaches its limit, indicating that advanced propulsion systems are rendered desirable and perhaps even necessary.

Given that some of the technologies outlined hitherto such as sophisticated solar sails are potentially just 5-10 years away from development, it is plausible that even if we could launch a mission to Planet 9 today based on chemical propellant(s), such a spacecraft might be overtaken by a solar sail probe launched later. It would, therefore, represent the interplanetary analog of the waiting paradox, which is usually evoked for interstellar propulsion (see, e.g., Heller 2017).

In closing, we reiterate that a scientific mission to characterize Planet 9 (should it prove to be real) has tremendous scientific value, with some of the chief benefits summarized in Section 2. If Planet 9 is indeed confirmed to be a planet with a mass between that of Earth and Neptune, even a flyby mission would yield a wealth of information regarding planet formation and dynamical evolution, the history of the Solar system, astrobiology, and much more. It is unlikely, in contrast, that these fields would experience advancements to the same degree if studies of Planet 9 were only restricted to data garnered from Earth- and space-based telescopes.

6. CONCLUSION

There has been renewed interest in the existence of Planet 9 and its basic properties, ever since the well-known work of Batygin & Brown (2016a). However, in light of its great distance from Earth (viz., semimajor axis of ~ 400 AU), a detailed characterization of this putative object may be difficult to accomplish from Earth. Thus, with this crucial limitation in mind, we explore a variety of mission architectures and trajectories to Planet 9, with the purpose of carrying out a flyby.

The various mission architectures invoked for reaching Planet 9 entail a combination of chemical propulsion (both solid propellant and liquid cryogenic propellant) and flyby maneuvers; the spacecraft payload specified in the paper is typically ~ 100 kg. The resulting mission duration for solid propellant ranges from 45 years to 75 years, depending on the distance from the Sun for the Solar Oberth maneuver; and for cryogenic propellant, a simple Jupiter Oberth maneuver would be sufficient to reduce transit times to approximately 50 years. These timescales are generally shorter than the flight times of 48 to 67 years obtained by Compton et al. (2022) using a Jupiter gravity assist because the latter study utilizes a clearly optimistic semimajor axis of 300 AU (see Brown & Batygin 2021), whereas we adopt a conservative value of 450 AU (as stated in Table 3.1).

Looking beyond chemical propulsion, we also examine the prospects for reaching Planet 9 via more advanced, yet-to-be fully developed propulsion schemes. We find that nuclear thermal propulsion can reduce the mission duration to approximately 40 years. Further down the road, if the huge potential of laser sails is unlocked by humanity, rapid journey times of ~ 7 years are realizable. We also indicate how other near-future technologies such as laser electric propulsion, solar sails, and electric sails can enable flight times of ~ 10 -40 years.

Thus, we are led toward the conclusion that Planet 9 comprises an object near the critical transition point where chemical propulsion approaches its performance limits (in the sense of supporting non-negative payloads) and alternative sophisticated propulsion systems (e.g., light sails) become seemingly more attractive vis-à-vis flight duration. Future work will necessitate analyzing the advanced propulsion schemes not investigated herein and explicating their mission architectures.

ACKNOWLEDGMENTS

REFERENCES

- Aime, P., Gajeri, M., & Kezerashvili, R. Y. 2021, *Acta Astronaut.*, 178, 257, doi: [10.1016/j.actaastro.2020.09.022](https://doi.org/10.1016/j.actaastro.2020.09.022)
- Anderson, K. E., & Kaib, N. A. 2021, *Astrophys. J. Lett.*, 920, L9, doi: [10.3847/2041-8213/ac26ca](https://doi.org/10.3847/2041-8213/ac26ca)
- Atwater, H. A., Davoyan, A. R., Ilic, O., et al. 2018, *Nat. Mater.*, 17, 861, doi: [10.1038/s41563-018-0075-8](https://doi.org/10.1038/s41563-018-0075-8)

- Bassetto, M., Nicolai, L., Quarta, A. A., & Mengali, G. 2022, *Prog. Aerosp. Sci.*, 128, 100768, doi: [10.1016/j.paerosci.2021.100768](https://doi.org/10.1016/j.paerosci.2021.100768)
- Bate, R., Mueller, D., & White, J. 1971, *Fundamentals of astrodynamics* (Courier Corporation)
- Batygin, K., Adams, F. C., Brown, M. E., & Becker, J. C. 2019, *Phys. Rep.*, 805, 1, doi: [10.1016/j.physrep.2019.01.009](https://doi.org/10.1016/j.physrep.2019.01.009)
- Batygin, K., & Brown, M. E. 2016a, *Astron. J.*, 151, 22, doi: [10.3847/0004-6256/151/2/22](https://doi.org/10.3847/0004-6256/151/2/22)
- . 2016b, *Astrophys. J. Lett.*, 833, L3, doi: [10.3847/2041-8205/833/1/L3](https://doi.org/10.3847/2041-8205/833/1/L3)
- . 2021, *Astrophys. J. Lett.*, 910, L20, doi: [10.3847/2041-8213/abee1f](https://doi.org/10.3847/2041-8213/abee1f)
- Batygin, K., & Morbidelli, A. 2017, *Astron. J.*, 154, 229, doi: [10.3847/1538-3881/aa937c](https://doi.org/10.3847/1538-3881/aa937c)
- Becker, J. C., Adams, F. C., Khain, T., Hamilton, S. J., & Gerdes, D. 2017, *Astron. J.*, 154, 61, doi: [10.3847/1538-3881/aa7aa2](https://doi.org/10.3847/1538-3881/aa7aa2)
- Belyakov, M., Bernardinelli, P. H., & Brown, M. E. 2022, *Astron. J.*, 163, 216, doi: [10.3847/1538-3881/ac5c56](https://doi.org/10.3847/1538-3881/ac5c56)
- Bernardinelli, P. H., Bernstein, G. M., Sako, M., et al. 2020, *Planet. Sci. J.*, 1, 28, doi: [10.3847/PSJ/ab9d80](https://doi.org/10.3847/PSJ/ab9d80)
- . 2022, *Astrophys. J. Suppl. Ser.*, 258, 41, doi: [10.3847/1538-4365/ac3914](https://doi.org/10.3847/1538-4365/ac3914)
- Bockelée-Morvan, D., Calmonte, U., Charnley, S., et al. 2015, *Space Sci. Rev.*, 197, 47, doi: [10.1007/s11214-015-0156-9](https://doi.org/10.1007/s11214-015-0156-9)
- Bromley, B. C., & Kenyon, S. J. 2016, *Astrophys. J.*, 826, 64, doi: [10.3847/0004-637X/826/1/64](https://doi.org/10.3847/0004-637X/826/1/64)
- Brophy, J., Polk, J., Alkalai, L., et al. 2018, A Breakthrough Propulsion Architecture for Interstellar Precursor Missions: Phase I Final Report, Tech. Rep. HQ-E-DAA-TN58806, NASA
- Brown, M. E. 2017, *Astron. J.*, 154, 65, doi: [10.3847/1538-3881/aa79f4](https://doi.org/10.3847/1538-3881/aa79f4)
- Brown, M. E., & Batygin, K. 2016, *Astrophys. J. Lett.*, 824, L23, doi: [10.3847/2041-8205/824/2/L23](https://doi.org/10.3847/2041-8205/824/2/L23)
- . 2019, *Astron. J.*, 157, 62, doi: [10.3847/1538-3881/aaf051](https://doi.org/10.3847/1538-3881/aaf051)
- . 2021, *Astron. J.*, 162, 219, doi: [10.3847/1538-3881/ac2056](https://doi.org/10.3847/1538-3881/ac2056)
- . 2022, *Astron. J.*, 163, 102, doi: [10.3847/1538-3881/ac32dd](https://doi.org/10.3847/1538-3881/ac32dd)
- Christian, P., & Loeb, A. 2017, *Astrophys. J. Lett.*, 834, L20, doi: [10.3847/2041-8213/834/2/L20](https://doi.org/10.3847/2041-8213/834/2/L20)
- Clayton, R. N. 2003, *Space Sci. Rev.*, 106, 19, doi: [10.1023/A:1024669116828](https://doi.org/10.1023/A:1024669116828)
- Clement, M. S., & Kaib, N. A. 2020, *Astron. J.*, 159, 285, doi: [10.3847/1538-3881/ab9227](https://doi.org/10.3847/1538-3881/ab9227)
- Clement, M. S., & Sheppard, S. S. 2021, *Astron. J.*, 162, 27, doi: [10.3847/1538-3881/abfe07](https://doi.org/10.3847/1538-3881/abfe07)
- Compton, N. T., Franklin, P., Powers, N., Warren-Carroll, A., & Lyne, J. E. 2022, in 2022 Astrodynamics Specialist Conference, AAS 22–733
- Cowan, N. B., Holder, G., & Kaib, N. A. 2016, *Astrophys. J. Lett.*, 822, L2, doi: [10.3847/2041-8205/822/1/L2](https://doi.org/10.3847/2041-8205/822/1/L2)
- Daukantas, P. 2017, *Opt. Photonics News*, 28, 26, doi: [10.1364/OPN.28.5.000026](https://doi.org/10.1364/OPN.28.5.000026)
- de La Fuente Marcos, C., & de La Fuente Marcos, R. 2014, *Mon. Not. R. Astron. Soc.*, 443, L59, doi: [10.1093/mnras/llu084](https://doi.org/10.1093/mnras/llu084)
- de la Fuente Marcos, C., & de la Fuente Marcos, R. 2016, *Mon. Not. R. Astron. Soc.*, 459, L66, doi: [10.1093/mnras/slw049](https://doi.org/10.1093/mnras/slw049)
- . 2022, *Mon. Not. R. Astron. Soc. Lett.*, 512, L6, doi: [10.1093/mnras/slac012](https://doi.org/10.1093/mnras/slac012)
- de la Fuente Marcos, C., de la Fuente Marcos, R., & Aarseth, S. J. 2016, *Mon. Not. R. Astron. Soc.*, 460, L123, doi: [10.1093/mnras/slw078](https://doi.org/10.1093/mnras/slw078)
- Downey, B. G., & Morbidelli, A. 2020, *Mon. Not. R. Astron. Soc.*, 494, 2045, doi: [10.1093/mnras/staa790](https://doi.org/10.1093/mnras/staa790)
- Drake, B. G., Hoffman, S. J., & Beaty, D. W. 2010, in 2010 IEEE Aerospace Conference, 1–24, doi: [10.1109/AERO.2010.5446736](https://doi.org/10.1109/AERO.2010.5446736)
- Driesman, A., Ercol, J., Gaddy, E., & Gerger, A. 2019, *IEEE Spectrum*, 56, 32, doi: [10.1109/MSPEC.2019.8701197](https://doi.org/10.1109/MSPEC.2019.8701197)
- Fienga, A., Di Ruscio, A., Bernus, L., et al. 2020, *Astron. Astrophys.*, 640, A6, doi: [10.1051/0004-6361/202037919](https://doi.org/10.1051/0004-6361/202037919)
- Fienga, A., Laskar, J., Manche, H., & Gastineau, M. 2016, *Astron. Astrophys.*, 587, L8, doi: [10.1051/0004-6361/201628227](https://doi.org/10.1051/0004-6361/201628227)
- Fortney, J. J., Marley, M. S., Laughlin, G., et al. 2016, *Astrophys. J. Lett.*, 824, L25, doi: [10.3847/2041-8205/824/2/L25](https://doi.org/10.3847/2041-8205/824/2/L25)
- Fulton, B. J., & Petigura, E. A. 2018, *Astron. J.*, 156, 264, doi: [10.3847/1538-3881/aae828](https://doi.org/10.3847/1538-3881/aae828)
- Gabrielli, R. A., & Herdrich, G. 2015, *Prog. Aerosp. Sci.*, 79, 92, doi: [10.1016/j.paerosci.2015.09.001](https://doi.org/10.1016/j.paerosci.2015.09.001)
- Garber, D., Friedman, L. D., Davoyan, A., et al. 2022, *Exp. Astron.*, 53, 945, doi: [10.1007/s10686-022-09835-y](https://doi.org/10.1007/s10686-022-09835-y)
- Genta, G., & Kezerashvili, R. Y. 2020, *Acta Astronaut.*, 173, 303, doi: [10.1016/j.actaastro.2020.04.047](https://doi.org/10.1016/j.actaastro.2020.04.047)
- Ginzburg, S., Sari, R., & Loeb, A. 2016, *Astrophys. J. Lett.*, 822, L11, doi: [10.3847/2041-8205/822/1/L11](https://doi.org/10.3847/2041-8205/822/1/L11)
- Gladman, B., & Volk, K. 2021, *Annu. Rev. Astron. Astrophys.*, 59, doi: [10.1146/annurev-astro-120920-010005](https://doi.org/10.1146/annurev-astro-120920-010005)

- Gladstone, G. R., Stern, S. A., Ennico, K., et al. 2016, *Science*, 351, aad8866, doi: [10.1126/science.aad8866](https://doi.org/10.1126/science.aad8866)
- Gomes, R., Deienno, R., & Morbidelli, A. 2017, *Astron. J.*, 153, 27, doi: [10.3847/1538-3881/153/1/27](https://doi.org/10.3847/1538-3881/153/1/27)
- Gomes, R. S., Soares, J. S., & Brassler, R. 2015, *Icarus*, 258, 37, doi: [10.1016/j.icarus.2015.06.020](https://doi.org/10.1016/j.icarus.2015.06.020)
- Grenfell, J. L. 2017, *Phys. Rep.*, 713, 1, doi: [10.1016/j.physrep.2017.08.003](https://doi.org/10.1016/j.physrep.2017.08.003)
- Hein, A. M., Perakis, N., Eubanks, T. M., et al. 2019, *Acta Astronaut.*, 161, 552, doi: [10.1016/j.actaastro.2018.12.042](https://doi.org/10.1016/j.actaastro.2018.12.042)
- Heller, R. 2017, *Mon. Not. R. Astron. Soc.*, 470, 3664, doi: [10.1093/mnras/stx1493](https://doi.org/10.1093/mnras/stx1493)
- Heller, R., Anglada-Escudé, G., Hippke, M., & Kervella, P. 2020, *Astron. Astrophys.*, 641, A45, doi: [10.1051/0004-6361/202038687](https://doi.org/10.1051/0004-6361/202038687)
- Hibberd, A. 2022, arXiv e-prints, arXiv:2205.10220. <https://arxiv.org/abs/2205.10220>
- Hibberd, A., & Hein, A. M. 2020, arXiv e-prints, arXiv:2006.03891. <https://arxiv.org/abs/2006.03891>
- Hoang, T., & Loeb, A. 2020, *Astrophys. J. Lett.*, 895, L35, doi: [10.3847/2041-8213/ab92a7](https://doi.org/10.3847/2041-8213/ab92a7)
- Holler, B., Bannister, M. T., Singer, K. N., et al. 2021, in *Bull. Am. Astron. Soc.*, Vol. 53, 228, doi: [10.3847/25c2cfef.5950ca1c](https://doi.org/10.3847/25c2cfef.5950ca1c)
- Holman, M. J., & Payne, M. J. 2016, *Astron. J.*, 152, 94, doi: [10.3847/0004-6256/152/4/94](https://doi.org/10.3847/0004-6256/152/4/94)
- Hu, R., Damiano, M., Scheucher, M., et al. 2021, *Astrophys. J. Lett.*, 921, L8, doi: [10.3847/2041-8213/ac1f92](https://doi.org/10.3847/2041-8213/ac1f92)
- Huang, J., Seager, S., Petkowski, J. J., Ranjan, S., & Zhan, Z. 2022, *Astrobiology*, 22, 171, doi: [10.1089/ast.2020.2358](https://doi.org/10.1089/ast.2020.2358)
- Iorio, L. 2017, *Astrophys. Space Sci.*, 362, 11, doi: [10.1007/s10509-016-2993-8](https://doi.org/10.1007/s10509-016-2993-8)
- Ireland, T. R., Avila, J., Greenwood, R. C., Hicks, L. J., & Bridges, J. C. 2020, *Space Sci. Rev.*, 216, 25, doi: [10.1007/s11214-020-0645-3](https://doi.org/10.1007/s11214-020-0645-3)
- Irwin, L. N., & Schulze-Makuch, D. 2020, *Universe*, 6, 130, doi: [10.3390/universe6090130](https://doi.org/10.3390/universe6090130)
- Janhunen, P. 2004, *J. Propul. Power*, 20, 763, doi: [10.2514/1.8580](https://doi.org/10.2514/1.8580)
- Janhunen, P., & Sandroos, A. 2007, *Ann. Geophys.*, 25, 755, doi: [10.5194/angeo-25-755-2007](https://doi.org/10.5194/angeo-25-755-2007)
- Jehin, E., Manfroid, J., Hutsemékers, D., Arpigny, C., & Zucconi, J. M. 2009, *Earth Moon Planets*, 105, 167, doi: [10.1007/s11038-009-9322-y](https://doi.org/10.1007/s11038-009-9322-y)
- Jin, S., & Mordasini, C. 2018, *Astrophys. J.*, 853, 163, doi: [10.3847/1538-4357/aa9f1e](https://doi.org/10.3847/1538-4357/aa9f1e)
- Johnson, L., & Polzin, K. 2019, in *International Astronautical Congress (IAC), MSFC-E-DAA-TN74139*
- Kenyon, S. J., & Bromley, B. C. 2016, *Astrophys. J.*, 825, 33, doi: [10.3847/0004-637X/825/1/33](https://doi.org/10.3847/0004-637X/825/1/33)
- Khain, T., Becker, J. C., & Adams, F. C. 2020, *Publ. Astron. Soc. Pac.*, 132, 124401, doi: [10.1088/1538-3873/abbd8a](https://doi.org/10.1088/1538-3873/abbd8a)
- Kinnison, J., Schlei, W., Rogers, G., et al. 2021, in *2021 IEEE Aerospace Conference (50100)*, 1–16, doi: [10.1109/AERO50100.2021.9438249](https://doi.org/10.1109/AERO50100.2021.9438249)
- Lai, D. 2016, *Astron. J.*, 152, 215, doi: [10.3847/0004-6256/152/6/215](https://doi.org/10.3847/0004-6256/152/6/215)
- Lawrence, S., & Rogoszinski, Z. 2020, arXiv e-prints, arXiv:2004.14980. <https://arxiv.org/abs/2004.14980>
- Li, G., & Adams, F. C. 2016, *Astrophys. J. Lett.*, 823, L3, doi: [10.3847/2041-8205/823/1/L3](https://doi.org/10.3847/2041-8205/823/1/L3)
- Li, G., Hadden, S., Payne, M., & Holman, M. J. 2018, *Astron. J.*, 156, 263, doi: [10.3847/1538-3881/aae83b](https://doi.org/10.3847/1538-3881/aae83b)
- Li, J., & Jeff Xia, Z. 2020, *Astron. Astrophys.*, 637, A87, doi: [10.1051/0004-6361/202037728](https://doi.org/10.1051/0004-6361/202037728)
- Linder, E. F., & Mordasini, C. 2016, *Astron. Astrophys.*, 589, A134, doi: [10.1051/0004-6361/201628350](https://doi.org/10.1051/0004-6361/201628350)
- Lingam, M., & Loeb, A. 2020a, *Acta Astronaut.*, 168, 146, doi: [10.1016/j.actaastro.2019.12.013](https://doi.org/10.1016/j.actaastro.2019.12.013)
- . 2020b, *Astrophys. J.*, 894, 36, doi: [10.3847/1538-4357/ab7dc7](https://doi.org/10.3847/1538-4357/ab7dc7)
- . 2021, *Life in the Cosmos: From Biosignatures to Technosignatures* (Cambridge: Harvard University Press)
- Lu, T., & Laughlin, G. 2022, *Planet. Sci. J.*, arXiv:2207.11823. <https://arxiv.org/abs/2207.11823>
- Madhusudhan, N., Piette, A. A. A., & Constantinou, S. 2021, *Astrophys. J.*, 918, 1, doi: [10.3847/1538-4357/abfd9c](https://doi.org/10.3847/1538-4357/abfd9c)
- Malhotra, R., Volk, K., & Wang, X. 2016, *Astrophys. J. Lett.*, 824, L22, doi: [10.3847/2041-8205/824/2/L22](https://doi.org/10.3847/2041-8205/824/2/L22)
- McGranaghan, R., Sagan, B., Dove, G., et al. 2011, *J. Br. Interplanet. Soc.*, 64, 296
- McInnes, C. R. 2004, *Solar Sailing: Technology, Dynamics and Mission Applications* (Springer-Verlag)
- McNutt, R. L., Wimmer-Schweingruber, R. F., Gruntman, M., et al. 2022, *Acta Astronautica*, 196, 13, doi: [10.1016/j.actaastro.2022.04.001](https://doi.org/10.1016/j.actaastro.2022.04.001)
- Metzger, P. T., Grundy, W. M., Sykes, M. V., et al. 2022, *Icarus*, 374, 114768, doi: [10.1016/j.icarus.2021.114768](https://doi.org/10.1016/j.icarus.2021.114768)
- Miller, A. L., Aggarwal, N., Clesse, S., & De Lillo, F. 2022, *Phys. Rev. D*, 105, 062008, doi: [10.1103/PhysRevD.105.062008](https://doi.org/10.1103/PhysRevD.105.062008)
- Millholland, S., & Laughlin, G. 2017, *Astron. J.*, 153, 91, doi: [10.3847/1538-3881/153/3/91](https://doi.org/10.3847/1538-3881/153/3/91)
- Mousis, O., Deleuil, M., Aguiçhine, A., et al. 2020, *Astrophys. J. Lett.*, 896, L22, doi: [10.3847/2041-8213/ab9530](https://doi.org/10.3847/2041-8213/ab9530)

- Mustafi, S., Canavan, E., Johnson, W., Kutter, B., & Shull, J. 2009, Subcooling Cryogenic Propellants for Long Duration Space Exploration (AIAA SPACE 2009 Conference & Exposition), EXPL-6: Poster Session: Space Exploration I, doi: [10.2514/6.2009-6584](https://doi.org/10.2514/6.2009-6584)
- Mustafi, S., DeLee, C., Francis, J., et al. 2016, *Cryogenics*, 74, 81, doi: [10.1016/j.cryogenics.2015.11.009](https://doi.org/10.1016/j.cryogenics.2015.11.009)
- Mustafi, S., Delee, H., Francis, J., et al. 2018, Cryogenic Propulsion for the Titan Orbiter Polar Surveyor, Tech. Rep. GSFC-E-DAA-TN32289, NASA Marshall Space Flight Center Huntsville, AL, United States
- Mustill, A. J., Raymond, S. N., & Davies, M. B. 2016, *Mon. Not. R. Astron. Soc.*, 460, L109, doi: [10.1093/mnrasl/slw075](https://doi.org/10.1093/mnrasl/slw075)
- Nabiyev, S., Yalim, J., Guliyev, A., & Guliyev, R. 2022, *Adv. Space Res.*, 69, 3182, doi: [10.1016/j.asr.2022.02.001](https://doi.org/10.1016/j.asr.2022.02.001)
- Naess, S., Aiola, S., Battaglia, N., et al. 2021, *Astrophys. J.*, 923, 224, doi: [10.3847/1538-4357/ac2307](https://doi.org/10.3847/1538-4357/ac2307)
- Namigata, T., Horowitz, C. J., & Widmer-Schnidrig, R. 2022, arXiv e-prints, arXiv:2201.06511. <https://arxiv.org/abs/2201.06511>
- Napier, K. J., Gerdes, D. W., Lin, H. W., et al. 2021, *Planet. Sci. J.*, 2, 59, doi: [10.3847/PSJ/abe53e](https://doi.org/10.3847/PSJ/abe53e)
- Nimmo, F., Hamilton, D. P., McKinnon, W. B., et al. 2016, *Nature*, 540, 94, doi: [10.1038/nature20148](https://doi.org/10.1038/nature20148)
- Nittler, L. R., & Gaidos, E. 2012, *Meteorit. Planet. Sci.*, 47, 2031, doi: [10.1111/j.1945-5100.2012.01410.x](https://doi.org/10.1111/j.1945-5100.2012.01410.x)
- Oldroyd, W. J., & Trujillo, C. A. 2021, *Astron. J.*, 162, 39, doi: [10.3847/1538-3881/abfb6f](https://doi.org/10.3847/1538-3881/abfb6f)
- Parkin, K. L. G. 2018, *Acta Astronaut.*, 152, 370, doi: [10.1016/j.actaastro.2018.08.035](https://doi.org/10.1016/j.actaastro.2018.08.035)
- . 2022, arXiv e-prints, arXiv:2205.13138. <https://arxiv.org/abs/2205.13138>
- Pfalzner, S., Bhandare, A., Vincke, K., & Lacerda, P. 2018, *Astrophys. J.*, 863, 45, doi: [10.3847/1538-4357/aad23c](https://doi.org/10.3847/1538-4357/aad23c)
- Rice, M., & Laughlin, G. 2019, *Astron. J.*, 158, 19, doi: [10.3847/1538-3881/ab21df](https://doi.org/10.3847/1538-3881/ab21df)
- . 2020, *Planet. Sci. J.*, 1, 81, doi: [10.3847/PSJ/abc42c](https://doi.org/10.3847/PSJ/abc42c)
- Rowan-Robinson, M. 2022, *Mon. Not. R. Astron. Soc.*, 510, 3716, doi: [10.1093/mnras/stab3212](https://doi.org/10.1093/mnras/stab3212)
- Schmidt, G., Jacobson, D., Patterson, M., et al. 2018, in *International Astronautical Congress (IAC)*, GRC-E-DAA-TN57334
- Schneider, J. 2017, *Publ. Astron. Soc. Pac.*, 129, 104401, doi: [10.1088/1538-3873/aa79fd](https://doi.org/10.1088/1538-3873/aa79fd)
- Scholtz, J., & Unwin, J. 2020, *Phys. Rev. Lett.*, 125, 051103, doi: [10.1103/PhysRevLett.125.051103](https://doi.org/10.1103/PhysRevLett.125.051103)
- Seager, S., Bains, W., & Hu, R. 2013, *Astrophys. J.*, 777, 95, doi: [10.1088/0004-637X/777/2/95](https://doi.org/10.1088/0004-637X/777/2/95)
- Sedgwick, C., & Serjeant, S. 2022, *Mon. Not. R. Astron. Soc.*, doi: [10.1093/mnras/stac2044](https://doi.org/10.1093/mnras/stac2044)
- Shankman, C., Kavelaars, J. J., Bannister, M. T., et al. 2017, *Astron. J.*, 154, 50, doi: [10.3847/1538-3881/aa7aed](https://doi.org/10.3847/1538-3881/aa7aed)
- Sheppard, S. S., & Trujillo, C. 2016, *Astron. J.*, 152, 221, doi: [10.3847/1538-3881/152/6/221](https://doi.org/10.3847/1538-3881/152/6/221)
- Siraj, A., & Loeb, A. 2020, *Astrophys. J. Lett.*, 898, L4, doi: [10.3847/2041-8213/aba119](https://doi.org/10.3847/2041-8213/aba119)
- Sivaram, C., Kenath, A., & Kiren, O. V. 2016, *Astrophys. Space Sci.*, 361, 230, doi: [10.1007/s10509-016-2815-z](https://doi.org/10.1007/s10509-016-2815-z)
- Slavinskis, A., Pajusalu, M., Kuuste, H., et al. 2015, *IEEE Aerosp. Electron. Syst. Mag.*, 30, 12, doi: [10.1109/MAES.2015.150034](https://doi.org/10.1109/MAES.2015.150034)
- Socas-Navarro, H. 2022, arXiv e-prints, arXiv:2205.07675. <https://arxiv.org/abs/2205.07675>
- Sousa-Silva, C., Seager, S., Ranjan, S., et al. 2020, *Astrobiology*, 20, 235, doi: [10.1089/ast.2018.1954](https://doi.org/10.1089/ast.2018.1954)
- Stern, S. A., Grundy, W. M., McKinnon, W. B., Weaver, H. A., & Young, L. A. 2018, *Annu. Rev. Astron. Astrophys.*, 56, 357, doi: [10.1146/annurev-astro-081817-051935](https://doi.org/10.1146/annurev-astro-081817-051935)
- Stern, S. A., Moore, J. M., Grundy, W. M., Young, L. A., & Binzel, R. P. 2021, *The Pluto System After New Horizons* (Tucson: The University of Arizona Press), doi: [10.2458/azu_uapress.9780816540945](https://doi.org/10.2458/azu_uapress.9780816540945)
- Stern, S. A., Bagenal, F., Ennico, K., et al. 2015, *Science*, 350, aad1815, doi: [10.1126/science.aad1815](https://doi.org/10.1126/science.aad1815)
- Trujillo, C. A., & Sheppard, S. S. 2014, *Nature*, 507, 471, doi: [10.1038/nature13156](https://doi.org/10.1038/nature13156)
- Turyshchev, S. G., Helvajian, H., Friedman, L. D., et al. 2020, arXiv e-prints, arXiv:2007.05623. <https://arxiv.org/abs/2007.05623>
- Venturini, J., Guilera, O. M., Haldemann, J., Ronco, M. P., & Mordasini, C. 2020, *Astron. Astrophys.*, 643, L1, doi: [10.1051/0004-6361/202039141](https://doi.org/10.1051/0004-6361/202039141)
- Veras, D. 2016, *Mon. Not. R. Astron. Soc.*, 463, 2958, doi: [10.1093/mnras/stw2170](https://doi.org/10.1093/mnras/stw2170)
- Walton, J. 1991, An overview of tested and analyzed NTP concepts (Conference on Advanced SEI Technologies), Conference on Advanced SEI Technologies, doi: [10.2514/6.1991-3503](https://doi.org/10.2514/6.1991-3503)
- Weaver, H. A., Gibson, W. C., Tapley, M. B., Young, L. A., & Stern, S. A. 2008, *Space Sci. Rev.*, 140, 75, doi: [10.1007/s11214-008-9376-6](https://doi.org/10.1007/s11214-008-9376-6)
- Weaver, H. A., Buie, M. W., Buratti, B. J., et al. 2016, *Science*, 351, aae0030, doi: [10.1126/science.aae0030](https://doi.org/10.1126/science.aae0030)
- Witten, E. 2020, arXiv e-prints, arXiv:2004.14192. <https://arxiv.org/abs/2004.14192>

- Wunderlich, F., Scheucher, M., Grenfell, J. L., et al. 2021, *Astron. Astrophys.*, 647, A48, doi: [10.1051/0004-6361/202039663](https://doi.org/10.1051/0004-6361/202039663)
- Youinou, G., & Lin, C. 2022, *Progress in Nuclear Energy*, 149, 104237, doi: <https://doi.org/10.1016/j.pnucene.2022.104237>
- Zangari, A. M., Finley, T. J., Alan Stern, S., & Tapley, M. B. 2019, *J. Spacecraft Rockets*, 56, 919, doi: [10.2514/1.A34329](https://doi.org/10.2514/1.A34329)
- Zderic, A., Collier, A., Tiongco, M., & Madigan, A.-M. 2020, *Astrophys. J. Lett.*, 895, L27, doi: [10.3847/2041-8213/ab91a0](https://doi.org/10.3847/2041-8213/ab91a0)
- Zderic, A., Tiongco, M., Collier, A., et al. 2021, *Astron. J.*, 162, 278, doi: [10.3847/1538-3881/ac2def](https://doi.org/10.3847/1538-3881/ac2def)
- Zeng, L., Jacobsen, S. B., Sasselov, D. D., et al. 2019, *Proc. Natl. Acad. Sci.*, 116, 9723, doi: [10.1073/pnas.1812905116](https://doi.org/10.1073/pnas.1812905116)
- Zubko, V. 2022, *Acta Astronaut.*, 192, 47, doi: [10.1016/j.actaastro.2021.12.011](https://doi.org/10.1016/j.actaastro.2021.12.011)
- Zubko, V. A., Sukhanov, A. A., Fedyaev, K. S., Koryanov, V. V., & Belyaev, A. A. 2021, *Adv. Space Res.*, 68, 2752, doi: [10.1016/j.asr.2021.05.035](https://doi.org/10.1016/j.asr.2021.05.035)
- Zubrin, R. M., & Andrews, D. G. 1991, *J. Spacecraft Rockets*, 28, 197, doi: [10.2514/3.26230](https://doi.org/10.2514/3.26230)