

HySAGE: A Hybrid Static and Adaptive Graph Embedding Network for Context-Drifting Recommendations

Sichun Luo

Department of Computer Science
City University of Hong Kong
Hong Kong, China

City University of Hong Kong Shenzhen Research Institute
Shenzhen, China
sichun.luo@my.cityu.edu.hk

Yuanzhang Xiao

Department of Electrical & Computer Engineering
University of Hawaii at Manoa
Honolulu, HI, USA
yxiao8@hawaii.edu

Xinyi Zhang

Department of Accounting
Capital University of Economics and Business
Beijing, China
zhangxinyi@cueb.edu.cn

Linqi Song*

Department of Computer Science
City University of Hong Kong
Hong Kong, China
City University of Hong Kong Shenzhen Research Institute
Shenzhen, China
linqi.song@cityu.edu.hk

ABSTRACT

The recent popularity of edge devices and Artificial Intelligent of Things (AIoT) has driven a new wave of contextual recommendations, such as location based Point of Interest (PoI) recommendations and computing resource-aware mobile app recommendations. In many such recommendation scenarios, contexts are drifting over time. For example, in a mobile game recommendation, contextual features like locations, battery, and storage levels of mobile devices are frequently drifting over time. However, most existing graph-based collaborative filtering methods are designed under the assumption of static features. Therefore, they would require frequent retraining and/or yield graphical models burgeoning in sizes, impeding their suitability for context-drifting recommendations.

In this work, we propose a specifically tailor-made Hybrid Static and Adaptive Graph Embedding (HySAGE) network for context-drifting recommendations. Our key idea is to disentangle the relatively static user-item interaction and rapidly drifting contextual features. Specifically, our proposed HySAGE network learns a relatively static graph embedding from user-item interaction and an adaptive embedding from drifting contextual features. These embeddings are incorporated into an interest network to generate the user interest in some certain context. We adopt an interactive attention module to learn the interactions among static graph embeddings, adaptive contextual embeddings, and user interest, helping to

achieve a better final representation. Extensive experiments on real-world datasets demonstrate that HySAGE significantly improves the performance of the existing state-of-the-art recommendation algorithms.

CCS CONCEPTS

• Information systems → Recommender systems.

KEYWORDS

Recommender system; Context-aware recommendation; Graph embedding; Attention

ACM Reference Format:

Sichun Luo, Xinyi Zhang, Yuanzhang Xiao, and Linqi Song. 2022. HySAGE: A Hybrid Static and Adaptive Graph Embedding Network for Context-Drifting Recommendations. In *Proceedings of the 31st ACM International Conference on Information and Knowledge Management (CIKM '22)*, October 17–21, 2022, Atlanta, GA, USA. ACM, New York, NY, USA, 10 pages. <https://doi.org/10.1145/3511808.3557354>

1 INTRODUCTION

With the proliferation of mobile edge devices, contextual information is explored dramatically to show its powerful impact in recommender systems, especially towards personalized recommendations. Compared to traditional context-aware recommendations with commonly used contextual information of time, location, companion, and environmental situation, these recent contextual recommendations focus more on features from the mobile and edge devices. One example is to recommend Point of Interest (PoI) based on location, weather, and social behavior [2]. As another example, mobile app recommendations can adapt to the mobile device's resources and usage levels, such as computing power, communication capacity, battery levels, etc [3].

In these emerging contextual recommendations, we observe that contexts are often drifting rapidly, compared to the relatively

*Corresponding author

Permission to make digital or hard copies of all or part of this work for personal or classroom use is granted without fee provided that copies are not made or distributed for profit or commercial advantage and that copies bear this notice and the full citation on the first page. Copyrights for components of this work owned by others than ACM must be honored. Abstracting with credit is permitted. To copy otherwise, or republish, to post on servers or to redistribute to lists, requires prior specific permission and/or a fee. Request permissions from permissions@acm.org.
CIKM '22, October 17–21, 2022, Atlanta, GA, USA.

© 2022 Association for Computing Machinery.
ACM ISBN 978-1-4503-9236-5/22/10...\$15.00
<https://doi.org/10.1145/3511808.3557354>

stable user-item interactions. For example, in a mobile game recommendation scenario, contextual features like locations, battery, and storage levels of mobile devices are frequently changing over time and there are quite a few versions of the game tailor-made for different mobile resources; while the user’s rating behavior over the mobile game is sparse and relatively static. Recent graph-based deep learning techniques have been widely used in recommendations. However, some of these graph-based methods [6, 7, 25] focused on the user-item interaction and failed to fully exploit the contextual information (or even neglected the contextual information). Other works did not take into account the drifting of contextual information and may cause prohibitively high computation complexity or sparsity problems (e.g., the number of nodes being in the order of user/item-context concatenation pairs) in graph based solutions when the space of drifting contextual information grows large [26, 30]. Therefore, these existing works may not be suitable for computing resource constrained mobile devices and edge devices in the Artificial Intelligent of Things (AIoT) systems.

To tackle these problems, we propose a tailor-made graph based solution, termed a Hybrid Static and Adaptive Graph Embedding (HySAGE) network, for context-drifting recommendations. Intuitively, we adopt a hybrid structure to learn different embeddings for relatively static user-item interaction and rapidly drifting contextual information. By decoupling the adaptive representation of contextual information and the static representation of user-item interaction, our proposed method is especially suitable for context-drifting recommendations. In this way, the drifted contextual attributes would pass through the embedding layer via interactive attention mechanisms and there is no need to re-train the whole graph. Therefore, using such a hybrid structure could potentially save computation resources and retraining time.

Specifically, the proposed HySAGE network first uses user and item relations (e.g., the rating matrix) to construct a bipartite graph and obtain user and item similarity graphs. After that, we adopt a co-occurrence and random walk-based graph embedding algorithm to exploit user and item collaborative embeddings respectively. Meanwhile, multimodal contextual information is also incorporated via various embedding techniques, like specific pre-trained models for texts and images (e.g., Sentence-BERT and ResNet), pre-processing techniques (e.g., normalization and feature crossing) for other categorical and dense contextual features. To reduce the feature dimensionality and learn the feature interaction, the generated feature vectors are fed into the feature crossing layer to learn the higher-order non-linear feature interactions. After obtaining the extracted graph embedding and contextual embedding, we adopt the self-attention mechanism to model the user interests. Instead of the average pooling, the attention mechanism can learn the importance of each component and assign different weights to the components accordingly. As a result, we are able to fuse all the representations from different sources and acquire the final representation for users and items. Finally, these representations are fed into a multi-layer perception to predict the final ratings. Our experiments over four real-world datasets show that our proposed HySAGE outperforms benchmark solutions by up to 20%–30% through effectively processing the drifting contextual information.

To summarize, the main contributions of this work are three-fold:

- To effectively learn the fast changing contextual information and relative static user-item interaction, we propose a novel end-to-end HySAGE network for context-drifting recommendations, in which the graph embedding module is combined with contextual feature extraction module and user interest mining module to generate a comprehensive representation from different sources.

- We incorporate recent advanced techniques to better learn the comprehensive representation: a co-occurrence and random walk-based graph embedding technique to extract both global statistical information and local graph information to obtain user and item embeddings accordingly; a multimodal processing technique for jointly exploring multimodal contextual information and other categorical and dense features; a self-attention mechanism to learn the user interest from both the graph embedding and the contextual information embedding; and an interactive attention mechanism to combine different representations into a comprehensive representation.

- We carry out extensive experiments on four real-world datasets to demonstrate the effectiveness of our method (up to 20%-30% gains over benchmarks) and its importance in incorporating contextual information and user interest.

2 RELATED WORK

2.1 Context-Aware Recommendations

Context-aware recommendation is a popular research direction for two decades, since it utilizes contextual information, such as time, location, social relationship data, and environmental data, to facilitate the recommendation and ease the data sparsity and cold-start problems [32]. Contextual recommendations span from early works with feature engineering techniques to extract categorical and dense features, like movies or news recommendations [1, 17], to recent trends of location and social behavior based PoI recommendations and resource-aware mobile app recommendations [2, 3, 18].

Feature interaction and user interest modeling are two commonly used methods to incorporate contexts in context-aware recommendations. Factorization machines (FM) and its deep learning versions, such as DeepFM, convolutional FM (CFM) and deep cross network (DCN), are able to capture the interactions between different input features and embed them into a low-dimensional latent space [5, 11, 22, 28, 32]. Interest modeling, e.g., deep interest network (DIN), deep interest evolution network (DIEN), and deep session interest network (DSIN), enables the incorporation of various contextual features and adopts an attention mechanism to model users’ interests based on these features and user-item interactive behaviors [9, 37, 38].

However, these existing methods did not make specific design to deal with the rapid context-drifting problem. Hence, in this work, we will highlight the importance of disentangling relative static user-item interactions and more dynamic contexts, and show the effectiveness of such a tailor-made solution.

2.2 Graph-Based Recommendations

Recently, graph-based models have attracted more attention in recommendations to extract higher-order relations between users and items due to its powerful ability to capture multi-hop relations in the graph. A neural graph collaborative filtering (NGCF) method

employs a 3-hop graph neural network to learn user and item embeddings from the user-item bipartite graph [29]. LightGCN [13] further improve it by removing the feature transformation and nonlinear activation operation, which contribute little to the model performance. PinSage [34] utilized a 2-hop graph convolutional neural network and random walk to facilitate the representation learning. MMGCN [30] proposes a graph convolutional network to learn representations from the multimodal information in multimedia recommendations. A random walk based graph embedding method [7] is used to extract high-order collaborative signals from the user-item bipartite graph. Graph neural networks (GNNs) are also introduced to model user’s local and global interest for recommendations [31, 33, 35].

Nonetheless, incorporating a large amount of drifting contextual information into the graph based models would lead to an exploding number of nodes (user/item-context concatenation) in the graph, posing difficulties in learning and retraining. In light of this, a specifically designed solution is needed to disentangle user-item interactions and contexts and a more comprehensive design is needed to combine these embeddings learned from different information sources.

3 PRELIMINARIES

We consider a dynamic context-drifting recommender system that consists of N users and M items, and denote the sets of users and items as $\mathcal{U} = \{u_1, \dots, u_N\}$ and $\mathcal{I} = \{i_1, \dots, i_M\}$, respectively. Different from problem formulation of static recommendations, we consider a time horizon of T time slots.

Attributes. At each time slot $t \in \{1, \dots, T\}$, the attribute of each user $u_n \in \mathcal{U}$ is denoted by a vector $\mathbf{a}_{u_n}(t) \in \mathbb{R}^{d_u}$, and the attribute of each item $i_m \in \mathcal{I}$ by a vector $\mathbf{a}_{i_m}(t) \in \mathbb{R}^{d_i}$. In this way, we model the drifting contexts associated with users and/or items: user attributes (e.g., locations, battery levels of the device) and item attributes (e.g., freshness of content, item descriptions).

User-Item Interactions. Over the course of T time slots, a user u_n may have interaction with item i_m at time t and generate multimodal information (e.g., texts, images, and/or videos from reviewing the item). We denote the contextual information by a vector $\mathbf{c}_{u_n i_m}(t) \in \mathbb{R}^{d_c}$. At the end of T time slots, we use the matrix $\mathbf{Y} \in \{0, 1\}^{N \times M}$ to summarize the user-item interactions, where $Y_{nm} = 1$ if user u_n has interaction with item i_m is observed and $Y_{nm} = 0$ otherwise. Note that this interaction matrix can be relaxed by allowing $Y_{nm} \in \mathbb{R}$ to reflect multiple interactive behaviors (like the frequency of listening to some music).

User Interests. Each user u_n has time-varying interests in each item i_m , denoted by a vector $\theta_{u_n i_m}(t) \in \mathbb{R}^{d_i}$.

Ratings. We wish to learn the users’ ratings of the items at time t based on all the information available up to time t . We write the collection of attributes, contextual information, and user interests up to time t by $\mathbf{a}_{u_n}[1:t]$, $\mathbf{a}_{i_m}[1:t]$, $\mathbf{c}_{u_n i_m}[1:t]$, and $\theta_{u_n i_m}[1:t]$, respectively. Formally, we model user u_n ’s rating of item i_m at time t as follows

$$R_t(\mathbf{e}_{u_n}, \mathbf{e}_{i_m}, \mathbf{a}_{u_n}(t), \mathbf{a}_{i_m}(t), \mathbf{c}_{u_n i_m}[1:t], \theta_{u_n i_m}(t)), \quad (1)$$

where \mathbf{e}_{u_n} and \mathbf{e}_{i_m} are vectors representing user u_n and item i_m . Note that we use vectors \mathbf{e}_{u_n} and \mathbf{e}_{i_m} , instead of indices n and m , to

represent the user and the item, because more useful information can be encoded into the vectors.

Based on our model (1), we need the following key components:

(i) *Static embeddings of user and item identities* \mathbf{e}_{u_n} and \mathbf{e}_{i_m} . This is done by a graph embedding algorithm that captures user-item interactions as well as user and item similarities. Note that the graph embedding produces static embeddings.

(ii) *Adaptive embeddings of time-varying user and item attributes* $\mathbf{a}_{u_n}(t)$ and $\mathbf{a}_{i_m}(t)$, and *contextual information of user-item interactions* $\mathbf{c}_{u_n i_m}(t)$. The attributes and contextual information can include multimodal information such as numbers, texts, and images. Therefore, we propose a contextual information extraction module to fusion multimodal information into vectors. Note that the embeddings are time-varying, capturing drifting attributes and contextual information.

(iii) *Estimation of time-varying user interests* $\theta_{u_n}(t)$. Based on user and item attributes $\mathbf{a}_{u_n}[1:t]$ and $\mathbf{a}_{i_m}[1:t]$, and contextual information of user-item interactions $\mathbf{c}_{u_n i_m}[1:t]$, we estimate the user interests $\theta_{u_n i_m}(t)$.

(iv) *Estimation of user ratings* R_t in (1). We estimate user ratings based on all available information.

To the best of our knowledge, the proposed framework is the only end-to-end method that combines all four components. The resulting recommendation algorithm is context-aware and interest-aware, which boosts the performance. Moreover, it reduces the computational complexity by decoupling the static graph embeddings and the adaptive embeddings of attributes, context, and user interests. In this way, it avoids repeated training of graph embeddings, while still capturing all the information available.

4 THE PROPOSED FRAMEWORK

We present HySAGE, a Hybrid Static and Adaptive Graph Embedding for dynamic recommendation. The framework consists of four major components: a graph embedding module, a contextual information extraction module, a user interest modeling module, and an interactive attention module.

HySAGE operates in four major steps to perform the recommendation. First, we learn static graph embeddings of users and items by building the user and item bipartite network and mining their high-order collaborative embeddings. Second, we obtain adaptive embeddings of contextual information about user-item interaction through (1) representing drifting user and item attributes, (2) adopting pre-trained neural networks to extract multimodal user-item interaction information (e.g., audio, image, text), and (3) using a feature crossing layer to fusion user and item attributes and user-item interaction information, compress the dimension, reduce redundancy and learn high-level feature interactions. Third, we use the attention mechanism to model the users’ recent interests. Fourth, we use local interactive attention mechanisms to extract bilateral interactions among static graph embeddings, adaptive embeddings of user-item interactions, and adaptive user interests, and use a global interactive attention mechanism to learn the final representations from individual embeddings and their bilateral interactions. Finally, we train a multi-layer perception (MLP) to predict the users’ ratings of the items. Fig. 1 illustrates our proposed framework.

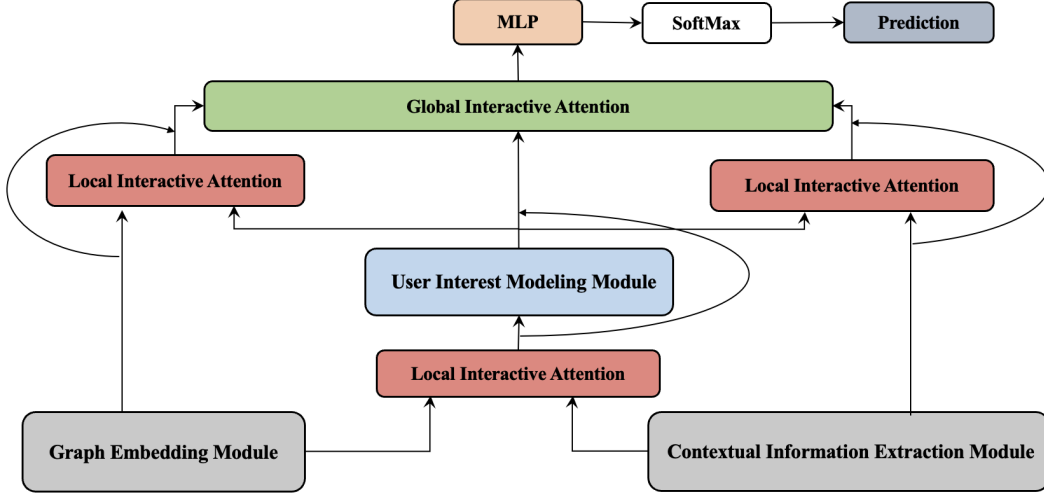


Figure 1: The overall architecture of the proposed model. We first learn the graph embeddings for users and items by co-occurrence and random walk-based techniques. Based on the learned graph embeddings, we introduce an attention mechanism to learn the users’ interests. Besides, we extract features from contextual information by pretrained models and use a feature crossing network and an attention layer to learn the hidden representation of contextual information. All of these are concatenated, go through a global interactive attention layer, and are fed to a MLP to get the final recommendation.

4.1 Graph Embedding

The graph embedding module builds the user and item similarity graphs and learns static graph embeddings \mathbf{e}_{u_n} and \mathbf{e}_{i_m} for each user $u_n \in \mathcal{U}$ and each item $i_m \in \mathcal{I}$. We adopt graph embedding method similar to [7]. Fig. 2 illustrates the module.

Building User/Item Similarity Graphs. We first calculate user and item similarity matrices solely based on the interactions \mathbf{Y} between users and items. The user (item) similarity matrix is a $N \times N$ ($M \times M$) matrix, with each element being a co-interaction value between two users (items). A widely-used definition of the co-interaction value between two users is the number of items they both interacted with, and that between two items is the number of users who interacted with both of them. Mathematically, the user similarity matrix can be calculated as

$$\mathbf{S}^U = \mathbf{Y} \cdot \mathbf{Y}^\top \in \mathbb{R}^{N \times N}, \quad (2)$$

and the item similarity matrix can be calculated as

$$\mathbf{S}^I = \mathbf{Y}^\top \cdot \mathbf{Y} \in \mathbb{R}^{M \times M}. \quad (3)$$

Note that our proposed framework can also use other definitions of co-interaction values [24], such as Pearson correlation, cosine distance, and Jaccard similarity.

The user similarity matrix defines a user similarity graph \mathcal{G}_U , with the set of the nodes as the user set \mathcal{U} . There exists an edge between user u_n and user u_l if their co-interaction value s_{nl}^U (i.e., the (n, l) -th element of the user similarity matrix \mathbf{S}^U) is non-zero (i.e., the two users have interacted with the same item). We define the weights of the edges as the corresponding co-interaction values. The item similarity graph \mathcal{G}_I can be defined in the same way.

Mining Collaborative Information. Based on user and item similarity graphs, we mine collaborative information using graph

embedding techniques. We adopt deep learning based graph embedding techniques [10, 20], which have been widely applied in network and graph analysis for their ability in extracting node and edge features [4].

To capture the structures of a graph, most graph embedding techniques simulate a random walk process to create node sequences. We describe the process to generate user sequences based on the user similarity graph; the item sequences are generated in the same way. Denote the user sequence of a fixed length K by $\{u_{n_1}, \dots, u_{n_k}, \dots, u_{n_K}\}$. Given the k th node u_{n_k} , the next node $u_{n_{k+1}}$ is randomly selected from node u_{n_k} ’s neighbors according to the following probabilities [10]:

$$P(u_{n_{k+1}} | u_{n_k}) \propto \begin{cases} s_{n_k n_{k+1}}^U / p, & \text{if } u_{n_{k+1}} = u_{n_{k-1}} \\ s_{n_k n_{k+1}}^U, & \text{if } u_{n_{k+1}} \text{ is a neighbor of } u_{n_{k-1}} \\ s_{n_k n_{k+1}}^U / q, & \text{otherwise} \end{cases}, \quad (4)$$

with $p, q > 0$. In other words, the next node is chosen with a probability proportional to the similarity to the current node (measured by the co-interaction value $s_{n_k n_{k+1}}^U$), moderated by parameters p, q . For example, we can choose $p > 1$ to discourage the selection of the previous node $u_{n_{k-1}}$ and $q < 1$ to encourage the selection of nodes that are not neighbors of the previous node $u_{n_{k-1}}$. As we can see from (4), a user more similar to the current node, as measured by a higher co-interaction value, is more likely to be selected as the next node in the sequence. Hence, this sampling process helps us to better capture collaborative information.

Given all the K -node sequences, we use the global co-occurrence based method in [19] to learn the user embeddings \mathbf{e}_{u_n} . The co-occurrence between two users u_n and u_l , denoted O_{nl} , is defined as the empirical frequency of these two users appearing in the

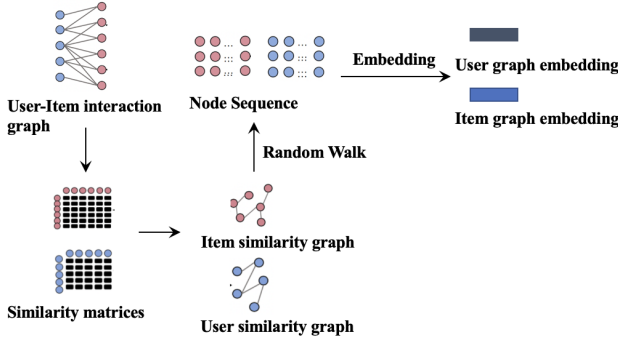


Figure 2: Graph embedding module.

same user sequence. We use user embeddings to estimate the co-occurrence according to

$$\widehat{O}_{nl} = \exp \left(\mathbf{e}_{u_n}^\top \tilde{\mathbf{e}}_{u_l} + b_{u_n} + \tilde{b}_{u_l} \right), \quad (5)$$

where $b_{u_n} \in \mathbb{R}$ is the bias, $\tilde{\mathbf{e}}_{u_l}$ and \tilde{b}_{u_l} are the embedding and the bias of nodes u_l when node u_l appears second in a two-node pair. Note that the embedding and the bias of node u_l when it appears first in a two-node pair are \mathbf{e}_{u_l} and b_{u_l} .

We aim to learn the user embeddings \mathbf{e}_{u_n} and $\tilde{\mathbf{e}}_{u_n}$ that minimize the discrepancy between the estimated co-occurrence \widehat{O}_{nl} and the actual co-occurrence O_{nl} . We define the loss function of the training process as

$$\begin{aligned} \mathcal{L}^{GE}(\mathbf{e}_{u_1}, \dots, \mathbf{e}_{u_N}, b_{u_1}, \dots, b_{u_N}) \\ &= \sum_{(u_n, u_l)} \left(\log \widehat{O}_{nl} - \log O_{nl} \right)^2 \\ &= \sum_{(u_n, u_l)} \left(\mathbf{e}_{u_n}^\top \tilde{\mathbf{e}}_{u_l} + b_{u_n} + \tilde{b}_{u_l} - \log O_{nl} \right)^2. \end{aligned} \quad (6)$$

The training process can be performed by a two-layer neural network whose input is one-hot embedding of the user nodes. After the training, we set $\mathbf{e}_{u_n} \leftarrow \mathbf{e}_{u_n} + \tilde{\mathbf{e}}_{u_n}$.

Note that although we use static graph embeddings of the users and items, our framework can update the graph embeddings through graph convolution [15].

4.2 Contextual Information Extraction

The contextual information extraction module learns the adaptive embeddings of drifting user and item attributes $\mathbf{a}_{u_n}(t)$, $\mathbf{a}_{i_m}(t)$ and user-item interactions $\mathbf{c}_{u_n i_m}(t)$. These adaptive embeddings are obtained from multimodal information (e.g., categorical, numerical, textual, image). Based on the embeddings, the module uses a feature crossing layer and the attention mechanism for better representation learning of the feature interaction. Fig. 3 illustrates the contextual information extraction module.

Category Features. Some of the user and item attributes are categorical data (e.g., occupations of the users, product categories of the items). We use one-hot embedding of the categorical data initially, and feed the sparse one-hot vectors to the feature crossing layer to obtain dense vectors later.

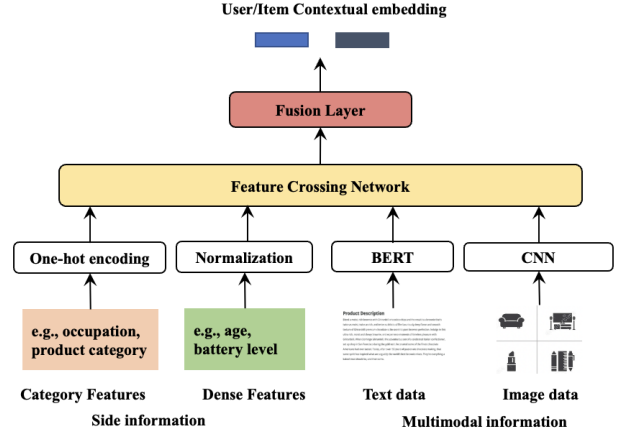


Figure 3: Contextual information extraction module.

Dense Features. Dense features (e.g., user ages) are normalized using min-max scalers and then fed into the feature crossing layer.

Text Data. Text data (e.g., titles and description of items, review by the users) contains critical information. In this work, we use a pretrained model called Sentence-BERT [21] to process the raw data and get fixed-length vectors as output.

Image Data. Image data (e.g., display images of items, pictures uploaded by the users) contains crucial hidden information. Due to the high dimensionality of raw images, here we adopt a pretrained convolutional neural network (CNN), namely ResNet[12], to process the images and get fixed-length vectors as output.

After one-hot embedding of categorical features, preprocessing of dense features, and embedding of text and image data, we obtain embeddings of user and item attributes $\mathbf{a}_{u_n}(t)$, $\mathbf{a}_{i_m}(t)$ and user-item interactions $\mathbf{c}_{u_n i_m}(t)$. We write the embedding vector of all the features as

$$\mathbf{x}_0 = \text{Concat}(\mathbf{a}_{u_n}(t), \mathbf{a}_{i_m}(t), \mathbf{c}_{u_n i_m}(t)) \in \mathbb{R}^{d_U+d_I+d_C} \quad (7)$$

where $\text{Concat}()$ is the concatenation operation. Instead of using the embedding vector $\mathbf{x}_0(t)$ directly, we pass it through a feature crossing network to learn high-order interaction across features [28] and a fusion layer to reduce the dimensionality.

The Feature Crossing Network. The feature crossing network consists of L feature crossing layers. The output $\mathbf{x}_{l+1} \in \mathbb{R}^{d_U+d_I+d_C}$ of layer $l+1$ is obtained by [28]

$$\mathbf{x}_{l+1} = \mathbf{x}_0 \mathbf{x}_l^\top \mathbf{w}_l + \mathbf{b}_l + \mathbf{x}_l, \quad (8)$$

where $\mathbf{x}_l \in \mathbb{R}^{d_U+d_I+d_C}$ is the output of layer l , $\mathbf{w}_l, \mathbf{b}_l \in \mathbb{R}^{d_U+d_I+d_C}$ are weight and bias parameters. The feature crossing is achieved by the product $\mathbf{x}_0 \mathbf{x}_l^\top$. A deeper feature crossing network captures higher-order interaction across features.

The Fusion Layer. Given the embedding vector \mathbf{x}_0 and the high-order cross feature embedding \mathbf{x}_L , the fusion layer uses the self-attention mechanism to obtain the final embedding of the contextual information. As opposed to simply concatenating or adding \mathbf{x}_0 and \mathbf{x}_L , the self-attention mechanism assigns different weights to features and hence can focus on more important features. The

self-attention mechanism can be mathematically expressed as:

$$\mathbf{e}_c = \sum_{i \in \{0, L\}} \frac{\exp(\tanh(\mathbf{w}_i^T \cdot \mathbf{x}_i + b_i))}{\sum_{i' \in \{0, L\}} \exp(\tanh(\mathbf{w}_{i'}^T \cdot \mathbf{x}_{i'} + b_{i'}))} \mathbf{x}_i, \quad (9)$$

where \mathbf{w}_i and b_i are the weights and the bias of the attention layer, and \mathbf{e}_c is the final output for contextual information extraction module.

4.3 User Interest Modeling

Previous works show user interests are diverse and dynamic, and may have a considerable impact on the recommendation performance [37, 38]. Therefore, we utilize the user-item interactions to learn the user interests.

To learn user u_n 's interest in a target item i_m , we randomly select K items that this user has interacted with. We select K random items, instead of the most recent K items, because we do not assume the availability of time and sequence information. Denote this set of K items as $\mathcal{I}_{u_n} = \{i_{u_n,1}, i_{u_n,2}, \dots, i_{u_n,K}\}$, where K is a hyperparameter. In Section 4.1, we have obtained the embedding \mathbf{e}_{i_m} of the target item i_m and the embeddings $\mathbf{e}_{i_{u_n,k}}$ of the selected items $i_{u_n,k}$ for $k = 1, \dots, K$. We learn user u_n 's "valuation" (relative to the target item i_m) of the k selected item $i_{u_n,k}$ through a MLP:

$$v_k = \text{MLP}(\mathbf{e}_{i_{u_n,k}}, \mathbf{e}_{i_m}, \mathbf{e}_{i_{u_n,k}} - \mathbf{e}_{i_m}) \in \mathbb{R}. \quad (10)$$

Then we calculate user u_n 's interest in the target item i_m by passing the embeddings of the selected items through a self-attention layer:

$$\theta_{u_n i_m} = \sum_{k=1}^K \frac{\exp(u_k)}{\sum_{j=1}^K \exp(u_j)} \cdot \mathbf{e}_{i_{u_n,k}}. \quad (11)$$

The user interest module is illustrated in Fig. 4.

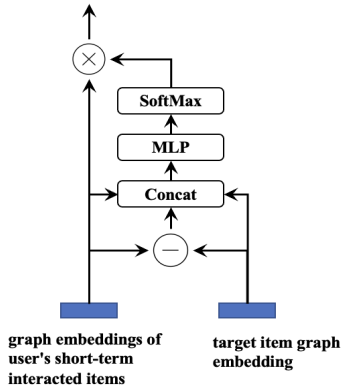


Figure 4: User Interest Modeling

4.4 Multi-Interactive Learning

At this point, we have obtained a set of latent vectors for the users and items in interaction-based feature learning, denoted as V_u, V_i, V_c , representing user interest vector, contextual vector, and collaborative vector respectively. Previous works indicate low-order and high-order interaction could contribute to model performance. Here

we highlight the importance of learning high-order interactive information from different feature representations. The intuition is that different representations describe different aspects of the users and items. Therefore, directly concatenate them is not enough for well representation learning. Therefore, we propose a Multi interactive learning module. More specifically, we learn the importance of each component by an attention mechanism. Besides, we explicitly learn the representation interaction by a feature crossing structure.

Local Interaction Learning. We regard the contextual representation of the user and item as their inherent attributes, thus the latent contextual vector learned above describes the characteristics of users and items. Besides, the collaborative feature provides rich information about the user's general preferences. Moreover, the user interest model the personalized preference with respect to the specific items. Hence, each latent vector expresses the user/item in a different way and a single latent vector does not represent the users and items to their fullness. Therefore, we derive a learning process for latent representation of the interaction between interest features, collaborative features, and contextual features. Specifically, we learn the interaction between every two components. Similar to the user interest part, we introduce an attention mechanism to quantify the importance of representation interaction and calculate the scaled attention representation as follows. Let V represent a set of feature vectors from collaborative vector, contextual vector, and interest vector respectively. V_t is a subset of V . The R_{cl} represents the feature interaction between the candidate user interest and contextual information. Firstly, we simply concatenate the contextual information with the candidate user interest representation to get the interactive feature representation, formulated by:

$$V_{ut}^k = \text{Concat}(V_u^k, V_t). \quad (12)$$

Then we adopt the attention mechanism to emphasize different parts of user interest by assigning different weights. The formula for the final representation R_{ut} is

$$R_{ut} = \sum_{k=1}^K \frac{\exp(\tanh(V_{ut}^k \cdot W_{ut}^k + b_{ut}^k))}{\sum_{k'=1}^K \exp(\tanh(V_{ut}^{k'} \cdot W_{ut}^{k'} + b_{ut}^{k'}))} V_{ut}^k. \quad (13)$$

Moreover, let the R_{uc} represents the feature interaction between the candidate user interest and collaborative information. Similarly, we get the final representation formula for R_{uc} .

$$V_{uc}^k = \text{Concat}(V_u^k, V_c)$$

$$R_{uc} = \sum_{k=1}^K \frac{\exp(\tanh(V_{uc}^k \cdot W_{uc}^k + b_{uc}^k))}{\sum_{k'=1}^K \exp(\tanh(V_{uc}^{k'} \cdot W_{uc}^{k'} + b_{uc}^{k'}))} V_{uc}^k. \quad (14)$$

Global Interaction Learning. In the global interaction learning part, we still adopt attention, which is a technique that is often used in natural language processing applications [27]. Specifically, we concatenate all the embedding, denoted as $R_{ai} = [R_1, R_2, \dots, R_n]$ where R_{ai} in $\{R_1, R_2, \dots, R_n\}$ is a kind of embedding extracted in the previous module. Then we use the attention mechanism to get the final output for the global interaction learning module R_{ao} , and the formula is denoted as:

$$R_{ao} = \sum_{i=1}^n \frac{\exp(\tanh(R_i \cdot W_i + b_i))}{\sum_{i'=1}^n \exp(\tanh(R_{i'} \cdot W_{i'} + b_{i'}))} R_i, \quad (15)$$

4.5 DNN Prediction Module

A tower-shaped MLP structure is often used for predicting ratings in recommender systems [8, 14]. By utilizing neural structures, the prediction functions have strong ability in handling non-linear relations and can capture user-item interactions far better than simple inner product function. However, these existing works did not consider using graph embedding and user interest to obtain initial features.

In our framework, we adopt a tower-shaped MLP as the prediction network, as shown at the top of Fig. 1. The input of the MLP includes the global feature representation generated by the global interaction module. To make accurate predictions, we also sample 4 un-interacted items for a user to generate negative samples. The MLP has fully connected layers, uses softmax as the activation function of the output layer, and uses rectified linear unit (ReLU) as the activation function of the other layers. We use a mini-batch gradient descent and Adaptive Moment Estimation (Adam) optimization algorithm to train the neural network.

5 EXPERIMENTS

In this section, we perform experiments on real-world datasets from different domains for performance evaluation. We also analyze the components for our proposed framework. We aim to answer these following research questions:

RQ1: How does our model performs in comparison to baseline methods? Will mining and encoding collaborative information help? If the method can outperform others, why using graph-enhanced method can help?

RQ2: How does the incorporation of user interest and contextual information will affect the recommendation performance?

RQ3: How do hyperparameters (i.e., the embedding size, the random walk length) affect the performance?

5.1 Experiment Setup

5.1.1 Datasets. We perform experiments on four real-world datasets to evaluate our proposed HySAGE framework. Among the four datasets, *Kaggle-Movie* and *MovieLens-100K* are movie datasets, and *Yelp* and *Amazon-Kindle* are review datasets. Table 1 summarizes the statistics of the datasets. Detailed description of the datasets are as follows.

- **Yelp:** This is from Yelp-2018 challenge. The task is to recommend business webpages to users. To ensure the quality of dataset, we remove the users who give less than five reviews and the businesses who receive less than five reviews.

- **Amazon-Kindle:** This is from the Amazon review data. The task is to recommend e-books to users. We use the 10-core setting to ensure the quality of dataset. Compared to the Yelp dataset, it has similar numbers of users and items, but much fewer interactions. Therefore, it allows us to test our method when user-item interactions are sparse.

- **MovieLens-100K:** This is a canonical movie recommendation dataset widely used for evaluating recommendation algorithms.

- **Kaggle-Movie:** This is an extended MovieLens dataset released on Kaggle. We remove the movies with less than two records.

Table 1: Dataset description

Dataset	# of user	# of item	# of rating	sparsity
Yelp	21,284	16,771	984,000	99.72%
Amazon-Kindle	14,355	15,884	367,478	99.84%
MovieLens-100K	943	1,682	100,000	94.12%
Kaggle-Movie	670	5,977	96,761	98.55%

5.1.2 Baselines. We compare our proposed HySAGE algorithm with the following canonical and state-of-the-art algorithms.

- **Item popularity:** We simply rank items by its popularity and utilize no collaborative information.

- **Bayesian Personalized Ranking (BPR) [23]:** Instead of optimizing over point-wise user-item ratings, this model is trained to rank interacted items higher than those with no interaction.

- **MF [16] + NS:** a traditional matrix factorization method with negative sampling to enhance the data.

- **Neural Collaborative Filtering (NCF) [14]:** a deep learning-based collaborative filtering method using deep tower-shaped MLPs.

- **JRL [36]:** a multi-layer neural network incorporating element-wise products of the user and item embedding.

- **NeuMF [14]:** a deep learning based collaborative filtering model combining generalized matrix factorization [14] and NCF.

- **GEM-RS [7]:** GEM-RS uses graph embedding to learn collaborative information from user-item interaction matrix.

- **PinSage [34]:** a large scale graph convolutional network that aggregates random walks and graph convolution operations.

- **Neural Graph Collaborative Filtering (NGCF) [29]:** a state-of-the-art neural graph collaborative filter method that mines collaborative signals from the graph structure.

5.2 Experiments Settings

For movie datasets, we use the pre-trained ResNet50 model [12] to extract the visual features from the movie posters, and use the Sentence-BERT [21] to extract the textual features from the movie descriptions. For all deep-learning-based methods, the activation functions are ReLU, the learning rates are 0.001 to 0.01, the L_2 regulations are 10^{-7} , and the batch sizes are 256. For all four datasets, we set the embedding size to 64 for fair comparison. In NCF, NeuMF, and GEM-RS, the number of nodes is halved by each layer and the last layer has 8 nodes. In JRL, there are three layers with the same number of nodes. In HySAGE, the walk length is 20 and the walk number is 100. We perform a grid search on the hyperparameters (e.g., learning rate, dropout rate) and select the best for each method according to the performance on the validation set.

We adopt the commonly used leave-one-out evaluation strategy, which reserves the latest interacted item of each user as the test item. Then we generate a list of items and rank them using the predicted scores. We use two metrics to evaluate the performance: the Hit Ratio (HR), which measures the chance that our recommendation list contains users' interested items, and a weighted version of HR, termed Normalized Discounted Cumulative Gain (NDCG), which puts more weights on items that are ranked higher in the recommendation list. All performance metrics are computed on the test set and averaged over five runs.

Table 2: Performance Comparison

Model	Yelp		Amazon-Kindle		MovieLens-100K		Kaggle-Movie	
	HR@10	NDCG@10	HR@10	NDCG@10	HR@10	NDCG@10	HR@10	NDCG@10
Item popularity	0.2940	0.1611	0.2755	0.1466	0.4189	0.2337	0.4829	0.2713
MF+NS	0.6712	0.4011	0.5925	0.3691	0.6351	0.3549	0.5956	0.3691
BPR	0.7239	0.4212	0.6925	0.4176	0.5762	0.3021	0.5887	0.3753
JRL	0.6889	0.4217	0.6834	0.4331	0.6473	0.3657	0.6349	0.3881
NCF	0.7245	0.4316	0.7134	0.4372	0.6525	0.3789	0.6617	0.3973
NeuMF	0.7688	0.4734	0.7194	0.4469	0.6522	0.3918	0.6647	0.4036
GEM-RS	0.7886	0.4920	0.7637	0.4911	0.6681	0.3950	0.6885	0.4280
PinSage	0.7625	0.4371	0.7184	0.4424	0.6660	0.4010	0.6706	0.3986
NGCF	0.7833	0.4616	0.7207	0.4544	0.6706	0.4229	0.6734	0.4031
HySAGE	0.9527	0.8571	0.9529	0.8095	0.8348	0.6832	0.8841	0.7443
Improvement	20.81%	74.21%	24.77%	64.83%	24.95%	72.96%	28.41%	73.90%

5.3 Performance Comparison (RQ1)

Table 2 reports the overall performance of all methods. The best results and the improvements over the second best are highlighted in bold. First, deep learning based algorithms (JRL, NCF, NeuMF, GEM-RS) generally perform better than traditional methods (Item popularity, MF+NS, BPR). The item-popularity method is much worse than the other methods, which stresses the importance of mining collaborative information between users and items.

Second, neural based methods and graph based methods have better performance over the other methods. These methods can learn the nonlinear representation better with graph structures and neural networks. For example, NCF uses neural networks to learn collaborative information. This shows that it is promising to introduce neural networks and graph structures into the system for enhanced representation learning and interaction modeling.

Third, our proposed HySAGE approach consistently achieves best scores on all four datasets. On average, the relative improvement of HySAGE against the best baseline is 24.74% for HR@10 and 71.48% for NDCG@10. For Yelp, the sparsest dataset, it gains a 20.81% improvement compared to the best baseline. Even for Kindle, the dataset without user feature data, it gains a 24.77% improvement over the best baseline. This result shows the effectiveness of HySAGE on datasets with different characteristics. Moreover, the significant performance gap between HySAGE and GEM-RS validates that user interest mining and context-aware user-item representation learning in HySAGE capture more knowledge about users' diverse rating behaviors on items by considering both the individual characteristics of users and items and their interactions.

5.4 Ablation Study (RQ2)

To prove the effectiveness of each critical module in our proposed framework, we designed a set of ablation experiments. Specifically, we repeat the experiment by removing one module from the proposed HySAGE model and test the performance of these incomplete models on four datasets. The incomplete models are as follow:

- **HySAGE-Variation 1 (w/o multimodal information):** The proposed HySAGE without the feature extraction of multimodal information in the contextual information extraction module.

- **HySAGE-Variation 2 (w/o side information):** The proposed HySAGE without the feature extraction of side information in the contextual information extraction module.

- **HySAGE-Variation 3 (w/o user interest):** The proposed HySAGE without the user interest mining module.

- **HySAGE-Variation 4 (w/o multi-interactive):** The proposed HySAGE without the multi-interactive learning module.

From Table 3, we observe that the HySAGE achieves the best results on all datasets, which verifies the importance of each critical module. Among them, the experimental results of HySAGE w/o user interest mining drop sharply, which proves that the lack of attentively learning the user interest could significantly decrease the learning ability of the framework. Without the side information extraction or multimodal information extraction, the performance of the framework still decreases considerably. This reflects that the contextual information contains abundant auxiliary information, which improves the model performance. However, compared with the other modules, the impact of contextual information is relatively small. The contextual information module is like a residual network to supplement the extra content information to the HySAGE framework. Throughout these three ablation experiments, it turns out that each module improves the model performance from different aspects and is meaningful.

5.5 Analysis of HySAGE (RQ3)

We study the impact of different model settings of HySAGE.

- **Impact of the Hyperparameter K .** In the user interest mining module, we randomly sample K items and derive user potential interest using the attention mechanism. We study the impact of the hyperparameter K , which determines the model capacity. Figure 5 lists the model performance of HySAGE under different K . We can see that the performance of the HySAGE improves with the increase of K . In essence, higher K allows HySAGE to learn user interest information from more data, and therefore achieve better representation learning of user interest.

- **Impact of the Embedding Size.** We study how the embedding size (the dimension of the embedding/latent features) affects the performance of HySAGE. Table 4 shows the performance when the embedding size varies from 32 to 128. For the two datasets tested, the embedding size of 32 achieves the best performance. As we increase the embedding size, there is an degrade in performance. This

Table 3: Ablation study of recommendation performance in two datasets

Model	Movielens						Kaggle					
	HR@5	NDCG@5	HR@10	NDCG@10	HR@20	NDCG@20	HR@5	NDCG@5	HR@10	NDCG@10	HR@20	NDCG@20
HySAGE	0.8147	0.7348	0.8838	0.7572	0.9417	0.7718	0.8349	0.7471	0.9038	0.7694	0.9519	0.7817
HySAGE-Variation1	0.7335	0.6301	0.8332	0.6619	0.9103	0.7086	0.7754	0.7517	0.8991	0.7697	0.9488	0.7826
HySAGE-Variation2	0.7489	0.6553	0.8348	0.6832	0.9104	0.7023	0.8096	0.7210	0.8841	0.7443	0.9411	0.7584
HySAGE-Variation3	0.5047	0.3549	0.6702	0.4076	0.8213	0.4445	0.5406	0.3831	0.6792	0.4256	0.8133	0.4590
HySAGE-Variation4	0.7385	0.6329	0.8255	0.6611	0.9077	0.6846	0.7914	0.7056	0.8763	0.7328	0.9359	0.7472

Table 4: Performance under different embedding sizes

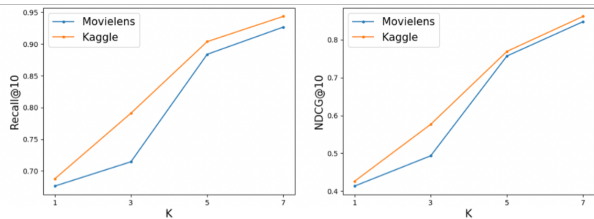
Embedding size	32	64	96	128	
	Movielens	HR@5	0.8354	0.8147	0.7635
NDCG@5		0.7418	0.7348	0.6601	0.6597
HR@10		0.9031	0.8838	0.8643	0.8478
NDCG@10		0.7638	0.7572	0.6925	0.6903
HR@20		0.9583	0.9417	0.9279	0.9289
NDCG@20		0.7776	0.7718	0.7087	0.7109
Kaggle	HR@5	0.8590	0.8349	0.7917	0.7767
	NDCG@5	0.7748	0.7471	0.6958	0.6781
	HR@10	0.9171	0.9038	0.8736	0.8589
	NDCG@10	0.7937	0.7694	0.7204	0.7021
	HR@20	0.9645	0.9519	0.9353	0.9270
	NDCG@20	0.8055	0.7817	0.7350	0.7186

Table 5: Performance under different random walk lengths

Random Walk Length	5	10	20	
	Movielens	HR@5	0.6550	0.7190
NDCG@5		0.5337	0.6258	0.7348
HR@10		0.7743	0.8148	0.8838
NDCG@10		0.5718	0.6566	0.7572
HR@20		0.8778	0.8993	0.9417
NDCG@20		0.5979	0.6780	0.7718
Kaggle	HR@5	0.6963	0.8036	0.8349
	NDCG@5	0.5969	0.7181	0.7471
	HR@10	0.7919	0.8688	0.9038
	NDCG@10	0.6272	0.7393	0.7694
	HR@20	0.8727	0.9264	0.9519
	NDCG@20	0.6473	0.7540	0.7817

is because even though high-dimensional feature vectors contain more information, more computation complexity is needed. When the embedding size is too large, the convergence of the training is slower due to the large number of parameters. Larger embedding sizes may also introduce redundant information or overfitting, which deteriorate the performance.

Impact of the Random Walk Length. We also study how the random walk length affects the performance. The random walk

**Figure 5: Performance of HySAGE w.r.t. different parameter K on Movielens and Kaggle.**

length is the number of steps taken in the random walk. The larger the walk length is, the more likely a walk is to visit further nodes and discover more complex graph structures. We test different walk lengths ranging from 5 to 20. The results are displayed in Table 5. We can see that the performances of models improve continuously as the walk length increases. Under large walk lengths, similar users and items are more likely to appear in the same walk sequence. Hence, longer walkers produce more expressive and representative embeddings.

5.6 Further Discussions

For context drifting settings, the traditional GNN model would need to train the graph frequently due to the fast drifting context. In contrast, our proposed model could save the computational overhead since the graph does not need to be trained continually. The contextual information extraction module would adaptively extract useful information from the drifting context, and the model could still work well.

6 CONCLUSION

In this paper, we have proposed HySAGE, a Context and Interest Enhanced Graph Embedding technique to boost the performance of multimedia recommendations. We build a bipartite graph from user-item interactions and use random walk-based graph embedding techniques to extract user and item embeddings. The graph embedding is incorporated with attention mechanism to mine the user potential interest, then joint with contextual embeddings that are extracted from multimedia and side information to make multimedia recommendations. Experiments on four real datasets demonstrate the effectiveness of our proposed framework and show significant benefits over existing state-of-the-art algorithms.

ACKNOWLEDGMENTS

This work was supported in part by the Changsha Science and Technology Program International and Regional Science and Technology Cooperation Project under Grants kh2201026, the Hong Kong RGC grant ECS 21212419, the Technological Breakthrough Project of Science, Technology and Innovation Commission of Shenzhen Municipality under Grants JSGG20201102162000001, InnoHK initiative, the Government of the HKSAR, Laboratory for AI-Powered Financial Technologies, the Hong Kong UGC Special Virtual Teaching and Learning (VTL) Grant 6430300, and the Tencent AI Lab Rhino-Bird Gift Fund.

REFERENCES

- [1] Gediminas Adomavicius and Alexander Tuzhilin. 2011. Context-aware recommender systems. In *Recommender systems handbook*. Springer, 217–253.
- [2] Mohammad Aliannejadi and Fabio Crestani. 2018. Personalized context-aware point of interest recommendation. *ACM Transactions on Information Systems (TOIS)* 36, 4 (2018), 1–28.
- [3] Mohammad Aliannejadi, Hamed Zamani, Fabio Crestani, and W Bruce Croft. 2021. Context-aware Target Apps Selection and Recommendation for Enhancing Personal Mobile Assistants. *ACM Transactions on Information Systems (TOIS)* 39, 3 (2021), 1–30.
- [4] Hongyun Cai, Vincent W Zheng, and Kevin Chen-Chuan Chang. 2018. A comprehensive survey of graph embedding: Problems, techniques, and applications. *IEEE Transactions on Knowledge and Data Engineering* 30, 9 (2018), 1616–1637.
- [5] Chong Chen, Min Zhang, Weizhi Ma, Yiqun Liu, and Shaoping Ma. 2020. Efficient non-sampling factorization machines for optimal context-aware recommendation. In *Proceedings of The Web Conference 2020*. 2400–2410.
- [6] Wanyu Chen, Fei Cai, Honghui Chen, and Maarten de Rijke. 2019. Joint Neural Collaborative Filtering for Recommender Systems. *arXiv preprint arXiv:1907.03459* (2019).
- [7] Weijing Chen, Weigang Chen, and Linqi Song. 2020. Enhancing Deep Multimedia Recommendations Using Graph Embeddings. In *2020 IEEE Conference on Multimedia Information Processing and Retrieval (MIPR)*. IEEE, 161–166.
- [8] Wenqi Fan, Yao Ma, Qing Li, Yuan He, Eric Zhao, Jiliang Tang, and Dawei Yin. 2019. Graph Neural Networks for Social Recommendation. *arXiv preprint arXiv:1902.07243* (2019).
- [9] Yufei Feng, Fuyu Lv, Weichen Shen, Menghan Wang, Fei Sun, Yu Zhu, and Keping Yang. 2019. Deep session interest network for click-through rate prediction. *arXiv preprint arXiv:1905.06482* (2019).
- [10] Aditya Grover and Jure Leskovec. 2016. node2vec: Scalable feature learning for networks. In *22nd International Conference on Knowledge Discovery and Data Mining*. 855–864.
- [11] Huifeng Guo, Ruiming Tang, Yunming Ye, Zhenguo Li, and Xiuqiang He. 2017. DeepFM: a factorization-machine based neural network for CTR prediction. *arXiv preprint arXiv:1703.04247* (2017).
- [12] Kaiming He, Xiangyu Zhang, Shaoqing Ren, and Jian Sun. 2016. Deep residual learning for image recognition. In *Proceedings of the IEEE conference on computer vision and pattern recognition*. 770–778.
- [13] Xiangnan He, Kuan Deng, Xiang Wang, Yan Li, Yongdong Zhang, and Meng Wang. 2020. Lightgcn: Simplifying and powering graph convolution network for recommendation. In *Proceedings of the 43rd International ACM SIGIR conference on research and development in Information Retrieval*. 639–648.
- [14] Xiangnan He, Lizi Liao, Hanwang Zhang, Liqiang Nie, Xia Hu, and Tat-Seng Chua. 2017. Neural collaborative filtering. In *Proceedings of the 26th international conference on world wide web*. 173–182.
- [15] Thomas N Kipf and Max Welling. 2016. Semi-supervised classification with graph convolutional networks. *arXiv preprint arXiv:1609.02907* (2016).
- [16] Yehuda Koren, Robert Bell, and Chris Volinsky. 2009. Matrix factorization techniques for recommender systems. *Computer* 42, 8 (2009), 30–37.
- [17] Lihong Li, Wei Chu, John Langford, and Robert E Schapire. 2010. A contextual-bandit approach to personalized news article recommendation. In *Proceedings of the 19th international conference on World wide web*. 661–670.
- [18] Yang Li, Yadan Luo, Zheng Zhang, Shazia Sadiq, and Peng Cui. 2019. Context-aware attention-based data augmentation for poi recommendation. In *2019 IEEE 35th International Conference on Data Engineering Workshops (ICDEW)*. IEEE, 177–184.
- [19] Jeffrey Pennington, Richard Socher, and Christopher Manning. 2014. Glove: Global vectors for word representation. In *Proceedings of the 2014 Conference on Empirical Methods in Natural Language Processing (EMNLP)*. 1532–1543.
- [20] Bryan Perozzi, Rami Al-Rfou, and Steven Skiena. 2014. Deepwalk: Online learning of social representations. In *Proceedings of the 20th ACM SIGKDD international conference on Knowledge discovery and data mining*. 701–710.
- [21] Nils Reimers and Iryna Gurevych. 2019. Sentence-bert: Sentence embeddings using siamese bert-networks. *arXiv preprint arXiv:1908.10084* (2019).
- [22] Steffen Rendle. 2010. Factorization machines. In *2010 IEEE International conference on data mining*. IEEE, 995–1000.
- [23] Steffen Rendle, Christoph Freudenthaler, Zeno Gantner, and Lars Schmidt-Thieme. 2009. BPR: Bayesian personalized ranking from implicit feedback. In *Proceedings of the 25th Conference on Uncertainty in Artificial Intelligence*. 452–461.
- [24] Badrul Sarwar, George Karypis, Joseph Konstan, and John Riedl. 2001. Item-based collaborative filtering recommendation algorithms. In *Proceedings of the 10th international conference on World Wide Web*. 285–295.
- [25] Zhulin Tao, Yinwei Wei, Xiang Wang, Xiangnan He, Xianglin Huang, and Tat-Seng Chua. 2020. MGAT: multimodal graph attention network for recommendation. *Information Processing & Management* 57, 5 (2020), 102277.
- [26] Flavian Vasile, Elena Smirnova, and Alexis Conneau. 2016. Meta-prod2vec: Product embeddings using side-information for recommendation. In *Proceedings of the 10th ACM Conference on Recommender Systems*. ACM, 225–232.
- [27] Ashish Vaswani, Noam Shazeer, Niki Parmar, Jakob Uszkoreit, Llion Jones, Aidan N Gomez, Łukasz Kaiser, and Illia Polosukhin. 2017. Attention is all you need. In *Advances in neural information processing systems*. 5998–6008.
- [28] Ruoxi Wang, Bin Fu, Gang Fu, and Mingliang Wang. 2017. Deep & cross network for ad click predictions. In *Proceedings of the ADKDD'17*. ACM, 12.
- [29] Xiang Wang, Xiangnan He, Meng Wang, Fuli Feng, and Tat-Seng Chua. 2019. Neural graph collaborative filtering. In *Proceedings of the 42nd international ACM SIGIR conference on Research and development in Information Retrieval*. 165–174.
- [30] Yinwei Wei, Xiang Wang, Liqiang Nie, Xiangnan He, Richang Hong, and Tat-Seng Chua. 2019. MMGCN: Multi-modal graph convolution network for personalized recommendation of micro-video. In *Proceedings of the 27th ACM International Conference on Multimedia*. 1437–1445.
- [31] Shu Wu, Yuyuan Tang, Yanqiao Zhu, Liang Wang, Xing Xie, and Tieniu Tan. 2019. Session-based recommendation with graph neural networks. In *Proceedings of the AAAI Conference on Artificial Intelligence*, Vol. 33. 346–353.
- [32] Xin Xin, Bo Chen, Xiangnan He, Dong Wang, Yue Ding, and Joemon Jose. 2019. CFM: Convolutional Factorization Machines for Context-Aware Recommendation. In *IJCAI*, Vol. 19. 3926–3932.
- [33] Chengfeng Xu, Pengpeng Zhao, Yanchi Liu, Victor S Sheng, Jiajie Xu, Fuzhen Zhuang, Junhua Fang, and Xiaofang Zhou. 2019. Graph Contextualized Self-Attention Network for Session-based Recommendation. In *IJCAI*, Vol. 19. 3940–3946.
- [34] Rex Ying, Ruining He, Kaifeng Chen, Pong Eksombatchai, William L Hamilton, and Jure Leskovec. 2018. Graph convolutional neural networks for web-scale recommender systems. In *Proceedings of the 24th ACM SIGKDD International Conference on Knowledge Discovery & Data Mining*. 974–983.
- [35] Feng Yu, Yanqiao Zhu, Qiang Liu, Shu Wu, Liang Wang, and Tieniu Tan. 2020. TAGNN: Target attentive graph neural networks for session-based recommendation. In *Proceedings of the 43rd International ACM SIGIR Conference on Research and Development in Information Retrieval*. 1921–1924.
- [36] Yongfeng Zhang, Qingyao Ai, Xu Chen, and W Bruce Croft. 2017. Joint representation learning for top-n recommendation with heterogeneous information sources. In *Proceedings of the 2017 ACM on Conference on Information and Knowledge Management*. ACM, 1449–1458.
- [37] Guorui Zhou, Na Mou, Ying Fan, Qi Pi, Weijie Bian, Chang Zhou, Xiaoqiang Zhu, and Kun Gai. 2019. Deep interest evolution network for click-through rate prediction. In *Proceedings of the AAAI conference on artificial intelligence*, Vol. 33. 5941–5948.
- [38] Guorui Zhou, Xiaoqiang Zhu, Chenru Song, Ying Fan, Han Zhu, Xiao Ma, Yanghui Yan, Junqi Jin, Han Li, and Kun Gai. 2018. Deep interest network for click-through rate prediction. In *Proceedings of the 24th ACM SIGKDD International Conference on Knowledge Discovery & Data Mining*. 1059–1068.