

Shift Variance in Scene Text Detection

Markus Glitzner, Jan-Hendrik Neudeck, Philipp Härtinger
MVTec Software GmbH
www.mvtec.com

{markus.glitzner, jan-hendrik.neudeck, philipp.haertinger}@mvtec.com

Abstract

Theory of convolutional neural networks suggests the property of shift equivariance, i.e., that a shifted input causes an equally shifted output. In practice, however, this is not always the case. This poses a great problem for scene text detection for which a consistent spatial response is crucial, irrespective of the position of the text in the scene.

Using a simple synthetic experiment, we demonstrate the inherent shift variance of a state-of-the-art fully convolutional text detector. Furthermore, using the same experimental setting, we show how small architectural changes can lead to an improved shift equivariance and less variation of the detector output. We validate the synthetic results using a real-world training schedule on the text detection network. To quantify the amount of shift variability, we propose a metric based on well-established text detection benchmarks.

While the proposed architectural changes are not able to fully recover shift equivariance, adding smoothing filters can substantially improve shift consistency on common text datasets. Considering the potentially large impact of small shifts, we propose to extend the commonly used text detection metrics by the metric described in this work, in order to be able to quantify the consistency of text detectors.

1. Introduction

The majority of current deep learning methods in image processing are based on discrete convolutions operating on discrete feature domains. While in digital signal processing [13] the effects of filtering spatially limited domains with discrete filters are well understood, their impact on deep CNNs is widely neglected. As suggested by the notion of a single kernel striding over an input feature map, filtering images with cascaded convolutions is assumed to be equivariant with respect to shifts of the input image. Therefore, a shift in the input domain should result in an equally shifted output feature domain.

Recently, there have been investigations on the impact




Figure 1. Examples from the ICDAR 2013 [10] test set. Shifting the input image by a single pixel can produce strongly different text detection results. For this experiment, we used the state-of-the-art text detector CRAFT [4]. Common errors are false positive detections (top) and split detections (bottom).

of signal processing effects on deep learning classification. It was shown how signal aliasing [6, 16], kernel padding [2] and kernel size [1] impose significant shift variance on classification consistency. Also, preliminary reports discuss how object detection performance can be affected by the spatial position of objects in the input image [1, 12].

For Scene Text Detection (STD), however, the phenomenon was not yet described. In this work, we investigate how shift variance affects text detection models, as illustrated in Fig. 1. Using publicly available scene text datasets [7, 9, 10] we train a state-of-the-art segmentation-based text detector [4]. To simulate text occurring at variable positions, we evaluate multiple shifted versions of each image in the scene text datasets. We show that for commonly used metrics [9], the output of the text detector varies significantly even for small input shifts of only one or two pixels. To grade the quality of a text detection model with respect to shift equivariance, we introduce a metric to quantify the degree of shift variance for a given text detection model. Moreover, we present simple architectural changes to reduce the degree of shift variance for an exemplary STD architecture, namely the type of downsampling in the encoder part of the network.




Figure 2. Translation of the input object by one pixel ((a) \rightarrow (b)): A large response variation is observed in the score map. Training data for this experiment contains objects at every fourth input position. Assuming shift equivariance of fully convolutional networks, the output is expected to result in a uniform response. However, measuring the maximum response (c) reveals significant shift variance.

2. Methods

2.1. Scene text detection model architecture

For our experiments we use the CRAFT [4] text detection model, which predicts character and link score maps. Targets for character and link score maps are generated as described in [5]. During post-processing, these score maps are used to create an oriented word box for each word.

Deviating from the reference model, we substitute the VGG-16 [15] backbone with a MobileNetV2 [14] for increased computational efficiency. Following the official model design, five stride 2 convolutions are used for spatial downsampling in the encoder path of the CRAFT architecture.

2.2. Demonstrating shift variance for STD

To demonstrate that the shift variance in STD is strongly affected by the applied downsampling strategy and less by the training data and optimization settings, we design a minimal synthetic experiment. For this, we generate a dataset containing images where the symbol 'x' is drawn in white color on a black background. The detection model is trained to generate an isotropic Gaussian response $\in [0, 1]$ with its peak at the character center. Using this simple setting, we have full control over the spatial distribution of the character within the dataset and can ensure that all possible locations are seen during training.

Assuming shift equivariance for fully convolutional architectures [11], training with samples that cover only a subset of the input canvas should result in a uniform detection response, independent of the text position. We experiment with training on samples that contain characters at every fourth input pixel. During inference, we shift the character pixel-wise in horizontal direction. We evaluate the consistency of the model by measuring the dependence of the signal response on the input position. For this, we record the maximum response in the output map for each pixel-wise shifted input image.

As shown in Fig. 2, the position dependency becomes clearly visible in the oscillating network output. Here, the

maximum response varies between 0.4 and 1.0 with a periodicity of four pixels – the same periodicity as the input data during training. This proves that the assumption of inherent shift equivariance does not apply for this fully convolutional model architecture. In practice, the inconsistent model response can potentially result in decreased detection performance or lead to unpredictable behaviour, i.e., shift inconsistency, as it was shown in Fig. 1.

2.3. Quantifying shift consistency

Our goal is to measure the consistency of the model, i.e., the variance of the STD performance subject to the position of the text in the input image. To that end, we generate pixel-wise shifted samples from the ICDAR 2013 (IC13) and ICDAR 2015 (IC15) test set. We resize the samples in an aspect-ratio preserving manner to $(H + 2r, W + 2r)$ with H and W being the model input height and width, respectively, and $r \in \mathbb{N}$ being the maximum symmetric shift range. Then, we generate $2r + 1$ crops of size (H, W) from the sample along the horizontal image dimension. We exclude samples for which a bounding box would exceed the image limits in any of the crops to ensure that all text is fully visible for all shifts. We therefore evaluate on 157 of 233 IC13 and 269 of 500 IC15 samples. All validations are conducted on equally sized images with a resolution of 1024×1024 and 2048×2048 for IC13 and IC15, respectively.

For assessing the text detection results, we use the well-established IC15 evaluation protocol for text localization [9] using a 50% Intersection-over-Union threshold. In order to quantify the shift consistency of the model, we evaluate the spread of the harmonic mean (HMean) of Precision and Recall. Following [12], we define ΔHMean as the difference between best and worst HMean for all possible shifts in a range $[-r, r]$:

$$\Delta\text{HMean}(r) = \text{HMean}_{\max}(r) - \text{HMean}_{\min}(r) \quad (1)$$

with HMean_{\min} and HMean_{\max} being the minimum and maximum HMean, respectively, within the shift range r .

The backbone architecture halves the input resolution five

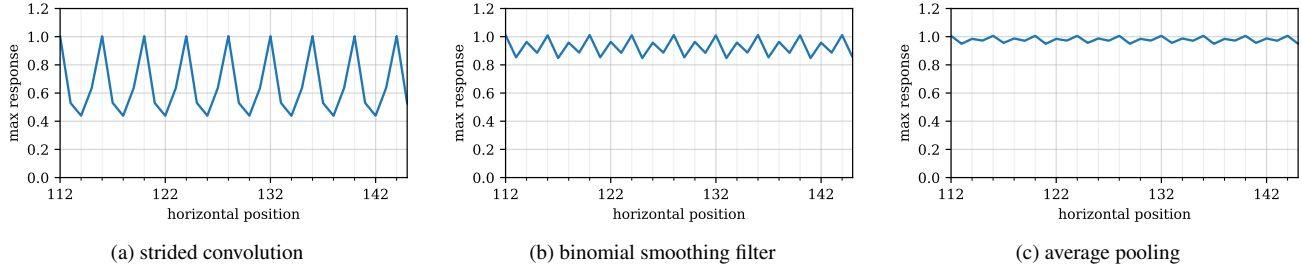


Figure 3. Evaluation of shift variance for different downsampling strategies using the experimental settings of Sec. 2.2. The baseline MobileNetV2 backbone architecture implements strided convolution (a). Here, the model output is profoundly position dependent. Adding $k = 5 \times 5$ binomial filter kernels as low-pass filter before every downsampling stage reduces the effect (b). Instead of strided convolution, we further experiment with strided 3×3 average pooling layers which are able to suppress the majority of the position dependency (c).

times in succession. Hence, to move the output by a whole pixel on the lowest layer, the input must be shifted by 32 pixels. Therefore, a natural choice for the maximum shift range in our experiments is $r = 16$.

2.4. Robust downsampling methods

Using 3×3 convolutions with stride 2 for spatial downsampling, as done in MobileNetV2, causes an undersampling of the input signal that can provoke aliasing effects. To counteract these effects, we introduce low-pass filters before every downsampling stage in order to precondition the input feature map before applying downsampling [16]. We implement a 5×5 binomial filter, approximating a Gaussian smoothing filter.

Another way to counteract aliasing is to replace the stride 2 convolution by a 3×3 average pooling layer with stride 2, followed by a 3×3 convolutional layer with stride 1. Similar to the binomial filters, we use strided average pooling as a simple low-pass operation for suppressing aliasing effects during downsampling.

Figure 3 shows the impact of signal conditioning on the response consistency for shifted input signals using the experimental setting described in Sec. 2.2.

2.5. Experiments

We verified the presence of shift variance for text detection in a toy example in Sec. 2.2. Additionally, in Sec. 2.4 we showed how shift consistency can be recovered at least partially using low-pass filters for signal preconditioning. Motivated by these results, we want to measure the influence of shift variance on real-world problems. For this purpose, we train the text detection model following the same setting as [4], i.e., using SynthText [7] as pretraining dataset and refine on the training splits of IC13 and IC15. We use translation, rotation, scaling and color augmentation throughout. The goal of the experiments is to quantify and reduce the degree of shift variance in state-of-the-art networks by adapting the downsampling layers in the back-

bone. As we do not focus on beating the current best text detection methods in this work, no extensive hyperparameter search is conducted.

We evaluate the trained models on the shifted test splits of IC13 and IC15 as described in Sec. 2.3.

3. Results

Figure 4a shows the spread of HMean with greater shift ranges. The default strided convolution based downsampling causes an alarming Δ HMean of 12.91 %. This means that the best and worst case scenario can make nearly 13 % difference, depending only on the position of the text in the input image. Using the described methods causes the maximum Δ HMean to drop to 11.62 % or 11.77 % for binomial filter and average pooling, respectively.

For the more complex IC15 dataset, the improvement is even higher (see Fig. 4b). Here, the strided convolution based downsampling causes significant shift variance, resulting in a maximum Δ HMean of 21.69 %. Preconditioning the feature maps with binomial filters reduces the maximum performance difference to 18.22 %. Strided average pooling results in a Δ HMean of 17.61 %.

Besides the reduction of shift variance, the overall detection performance also benefits from the slight architectural changes (see Tab. 1). For both IC13 and IC15 datasets the improved shift equivariance naturally correlates with an enhanced HMean score.

Table 1. Evaluation of IC15 metric on the IC13 and IC15 test sets with different downsampling strategies implemented in the model backbone. Augmenting the default strided convolution with smoothing filters improves the overall model performance.

downsampling strategy	ICDAR 13	ICDAR 15
strided convolution	81.88 %	72.24 %
binomial filter	82.07 %	73.17 %
average pooling	82.01 %	73.58 %

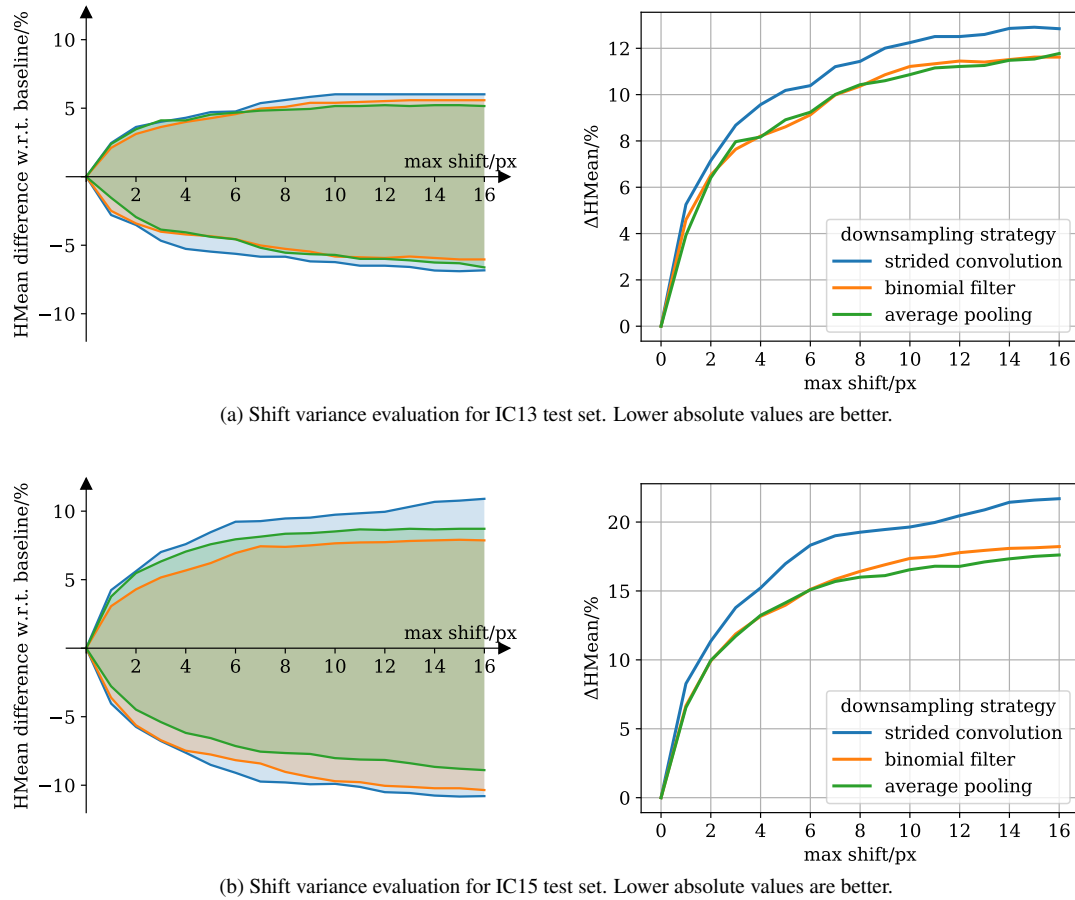


Figure 4. Shift variance evaluation for IC13 and IC15 test set. Left, the minimum and maximum HMean deviation from the baseline (shift = 0) dependent on the maximum absolute shift is plotted. On the right, ΔHMean for each downsampling strategy is provided. The horizontal axis indicates respectively the maximum absolute shift, i.e., how far a sample is maximally shifted in both the positive and negative direction. For both datasets, replacing the strided convolutions in the backbone by low-pass filters reduces the shift variance.

4. Discussion

We described simple architectural changes to reduce the effects of shift variance in STD. Compared to Gaussian low-pass filtering, strided average pooling is a lightweight and natural choice for conditioning and downsampling input features in one step. Contrary, conditioning with Gaussian filtering produces an intermediate result at full resolution and therefore occupies more memory [16]. Both signal conditioning methods could reduce the expected uncertainty of a detector’s accuracy and therefore improve shift consistency. This was especially true for the IC15 dataset, where each sample contains more but relatively small text. Previously it was shown that strong data augmentation like random cropping, translation, and rotation can reduce the effect of shift variance [3, 8]. In contrast to our synthetic experiments in Sec. 2.2, these augmentations are commonly applied for large scale scene text detection training, conse-

quently also in our trainings. The small difference in baseline performances over the different architectures can be caused by this learnt type shift equivariance which is likely to only apply to test data from the same distribution as the training data [3].

In this work, we used samples from publicly available scene text datasets that were synthetically shifted. This does not necessarily represent the full complexity of real-world scenarios in which text occurs at various positions in the input image. For further investigations, we propose to create a dedicated dataset which covers text that is pixel- and subpixel-wise shifted. This would enable the field to not only quantify the performance of text detectors based on static images but also quantify the consistency with respect to sample shifts, as the proposed metric in Sec. 2.3 suggests.

References

- [1] Bilal Alsallakh, Narine Kokhlikyan, Vivek Miglani, Shubham Mutteppawar, Edward Wang, Sara Zhang, David Adkins, and Orion Reblitz-Richardson. Debugging the internals of convolutional networks. In *NeurIPS workshop eXplainable AI approaches for debugging and diagnosis.*, 2021. 1
- [2] Bilal Alsallakh, Narine Kokhlikyan, Vivek Miglani, Jun Yuan, and Orion Reblitz-Richardson. Mind the pad - CNNs can develop blind spots. In *9th International Conference on Learning Representations, ICLR 2021, Virtual Event, Austria, May 3-7, 2021*. OpenReview.net, 2021. 1
- [3] Aharon Azulay and Yair Weiss. Why do deep convolutional networks generalize so poorly to small image transformations? *Journal of Machine Learning Research*, 20(184):1–25, 2019. 4
- [4] Youngmin Baek, Bado Lee, Dongyoon Han, Sangdoo Yun, and Hwalsuk Lee. Character region awareness for text detection. In *IEEE Conference on Computer Vision and Pattern Recognition, CVPR 2019, Long Beach, CA, USA, June 16-20, 2019*, pages 9365–9374. Computer Vision Foundation / IEEE, 2019. 1, 2, 3
- [5] Youngmin Baek, Seung Shin, Jeonghun Baek, Sungrae Park, Junyeop Lee, Daehyun Nam, and Hwalsuk Lee. Character region attention for text spotting. In Andrea Vedaldi, Horst Bischof, Thomas Brox, and Jan-Michael Frahm, editors, *Computer Vision - ECCV 2020 - 16th European Conference, Glasgow, UK, August 23-28, 2020, Proceedings, Part XXIX*, volume 12374 of *Lecture Notes in Computer Science*, pages 504–521. Springer, 2020. 2
- [6] Anadi Chaman and Ivan Dokmanic. Truly shift-invariant convolutional neural networks. In *IEEE Conference on Computer Vision and Pattern Recognition, CVPR 2021, virtual, June 19-25, 2021*, pages 3773–3783. Computer Vision Foundation / IEEE, 2021. 1
- [7] Ankush Gupta, Andrea Vedaldi, and Andrew Zisserman. Synthetic data for text localisation in natural images. In *2016 IEEE Conference on Computer Vision and Pattern Recognition, CVPR 2016, Las Vegas, NV, USA, June 27-30, 2016*, pages 2315–2324. IEEE Computer Society, 2016. 1, 3
- [8] Dan Hendrycks, Norman Mu, Ekin Dogus Cubuk, Barret Zoph, Justin Gilmer, and Balaji Lakshminarayanan. Augmix: A simple data processing method to improve robustness and uncertainty. In *8th International Conference on Learning Representations, ICLR 2020, Addis Ababa, Ethiopia, April 26-30, 2020*. OpenReview.net, 2020. 4
- [9] Dimosthenis Karatzas, Lluís Gomez-Bigorda, Angelos Nicolaou, Suman K. Ghosh, Andrew D. Bagdanov, Masakazu Iwamura, Jiri Matas, Lukas Neumann, Vijay Ramaseshan Chandrasekhar, Shijian Lu, Faisal Shafait, Seiichi Uchida, and Ernest Valveny. ICDAR 2015 competition on robust reading. In *13th International Conference on Document Analysis and Recognition, ICDAR 2015, Nancy, France, August 23-26, 2015*, pages 1156–1160. IEEE Computer Society, 2015. 1, 2
- [10] Dimosthenis Karatzas, Faisal Shafait, Seiichi Uchida, Masakazu Iwamura, Lluís Gomez i Bigorda, Sergi Robles Mestre, Joan Mas, David Fernández Mota, Jon Almazán, and Lluís-Pere de las Heras. ICDAR 2013 robust reading competition. In *12th International Conference on Document Analysis and Recognition, ICDAR 2013, Washington, DC, USA, August 25-28, 2013*, pages 1484–1493. IEEE Computer Society, 2013. 1
- [11] Jonathan Long, Evan Shelhamer, and Trevor Darrell. Fully convolutional networks for semantic segmentation. In *IEEE Conference on Computer Vision and Pattern Recognition, CVPR 2015, Boston, MA, USA, June 7-12, 2015*, pages 3431–3440. IEEE Computer Society, 2015. 2
- [12] Marco Manfredi and Yu Wang. Shift equivariance in object detection. In Adrien Bartoli and Andrea Fusiello, editors, *Computer Vision - ECCV 2020 Workshops - Glasgow, UK, August 23-28, 2020, Proceedings, Part VI*, volume 12540 of *Lecture Notes in Computer Science*, pages 32–45. Springer, 2020. 1, 2
- [13] Alan V. Oppenheim, Ronald W. Schaffer, and John R. Buck. *Discrete-Time Signal Processing*. Prentice-hall Englewood Cliffs, second edition, 1999. 1
- [14] Mark Sandler, Andrew G. Howard, Menglong Zhu, Andrey Zhmoginov, and Liang-Chieh Chen. MobileNetV2: Inverted residuals and linear bottlenecks. In *2018 IEEE Conference on Computer Vision and Pattern Recognition, CVPR 2018, Salt Lake City, UT, USA, June 18-22, 2018*, pages 4510–4520. Computer Vision Foundation / IEEE Computer Society, 2018. 2
- [15] Karen Simonyan and Andrew Zisserman. Very deep convolutional networks for large-scale image recognition. In Yoshua Bengio and Yann LeCun, editors, *3rd International Conference on Learning Representations, ICLR 2015, San Diego, CA, USA, May 7-9, 2015, Conference Track Proceedings*, 2015. 2
- [16] Richard Zhang. Making convolutional networks shift-invariant again. In Kamalika Chaudhuri and Ruslan Salakhutdinov, editors, *Proceedings of the 36th International Conference on Machine Learning, ICML 2019, 9-15 June 2019, Long Beach, California, USA*, volume 97 of *Proceedings of Machine Learning Research*, pages 7324–7334. PMLR, 2019. 1, 3, 4